



Full wwPDB EM Validation Report ⓘ

Oct 28, 2024 – 08:54 AM JST

PDB ID : 5ZGH
EMDB ID : EMD-6930
Title : Cryo-EM structure of the red algal PSI-LHCR
Authors : Pi, X.
Deposited on : 2018-03-09
Resolution : 3.82 Å(reported)

This is a Full wwPDB EM Validation Report for a publicly released PDB entry.

We welcome your comments at validation@mail.wwpdb.org

A user guide is available at

<https://www.wwpdb.org/validation/2017/EMValidationReportHelp>

with specific help available everywhere you see the ⓘ symbol.

The types of validation reports are described at

<http://www.wwpdb.org/validation/2017/FAQs#types>.

The following versions of software and data (see [references ⓘ](#)) were used in the production of this report:

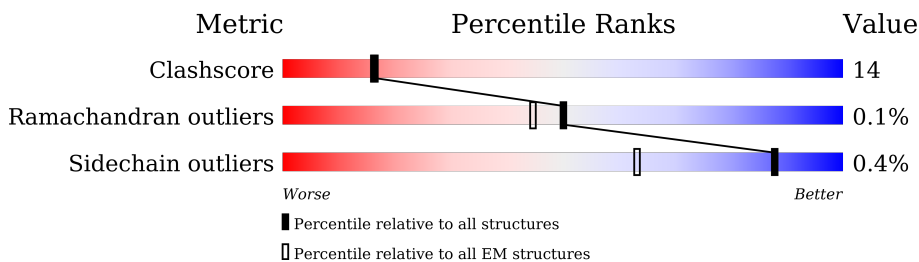
EMDB validation analysis : 0.0.1.dev113
Mogul : 1.8.5 (274361), CSD as541be (2020)
MolProbity : 4.02b-467
buster-report : 1.1.7 (2018)
Percentile statistics : 20231227.v01 (using entries in the PDB archive December 27th 2023)
MapQ : 1.9.13
Ideal geometry (proteins) : Engh & Huber (2001)
Ideal geometry (DNA, RNA) : Parkinson et al. (1996)
Validation Pipeline (wwPDB-VP) : 2.39

1 Overall quality at a glance

The following experimental techniques were used to determine the structure:
ELECTRON MICROSCOPY

The reported resolution of this entry is 3.82 Å.

Percentile scores (ranging between 0-100) for global validation metrics of the entry are shown in the following graphic. The table shows the number of entries on which the scores are based.



Metric	Whole archive (#Entries)	EM structures (#Entries)
Clashscore	210492	15764
Ramachandran outliers	207382	16835
Sidechain outliers	206894	16415

The table below summarises the geometric issues observed across the polymeric chains and their fit to the map. The red, orange, yellow and green segments of the bar indicate the fraction of residues that contain outliers for ≥ 3 , 2, 1 and 0 types of geometric quality criteria respectively. A grey segment represents the fraction of residues that are not modelled. The numeric value for each fraction is indicated below the corresponding segment, with a dot representing fractions $\leq 5\%$. The upper red bar (where present) indicates the fraction of residues that have poor fit to the EM map (all-atom inclusion $< 40\%$). The numeric value is given above the bar.

Mol	Chain	Length	Quality of chain
1	1	175	
2	2	199	
3	3	188	
4	A	748	
5	B	732	
6	C	81	
7	D	139	
8	E	94	

Continued on next page...

Continued from previous page...

Mol	Chain	Length	Quality of chain
9	F	185	
10	I	32	
11	J	38	
12	K	60	
13	L	140	
14	M	29	
15	O	155	

The following table lists non-polymeric compounds, carbohydrate monomers and non-standard residues in protein, DNA, RNA chains that are outliers for geometric or electron-density-fit criteria:

Mol	Type	Chain	Res	Chirality	Geometry	Clashes	Electron density
16	CLA	1	601	X	-	-	-
16	CLA	1	602	X	-	-	-
16	CLA	1	603	X	-	-	-
16	CLA	1	604	X	-	-	-
16	CLA	1	605	X	-	-	-
16	CLA	1	606	X	-	-	-
16	CLA	1	607	X	-	-	-
16	CLA	1	608	X	-	-	-
16	CLA	1	609	X	-	-	-
16	CLA	1	610	X	-	-	-
16	CLA	1	611	X	-	-	-
16	CLA	1	612	X	-	-	-
16	CLA	2	601	X	-	-	-
16	CLA	2	602	X	-	-	-
16	CLA	2	603	X	-	-	-
16	CLA	2	604	X	-	-	-
16	CLA	2	605	X	-	-	-
16	CLA	2	606	X	-	-	-
16	CLA	2	607	X	-	-	-
16	CLA	2	608	X	-	-	-
16	CLA	2	609	X	-	-	-
16	CLA	2	610	X	-	-	-
16	CLA	2	611	X	-	-	-
16	CLA	2	612	X	-	-	-
16	CLA	2	613	X	-	-	-

Continued on next page...

Continued from previous page...

Mol	Type	Chain	Res	Chirality	Geometry	Clashes	Electron density
16	CLA	3	202	X	-	-	-
16	CLA	3	203	X	-	-	-
16	CLA	3	204	X	-	-	-
16	CLA	3	205	X	-	-	-
16	CLA	3	206	X	-	-	-
16	CLA	3	207	X	-	-	-
16	CLA	3	208	X	-	-	-
16	CLA	3	209	X	-	-	-
16	CLA	3	210	X	-	-	-
16	CLA	3	211	X	-	-	-
16	CLA	3	212	X	-	-	-
16	CLA	3	213	X	-	-	-
16	CLA	A	802	X	-	-	-
16	CLA	A	803	X	-	-	-
16	CLA	A	804	X	-	-	-
16	CLA	A	805	X	-	-	-
16	CLA	A	806	X	-	-	-
16	CLA	A	807	X	-	-	-
16	CLA	A	808	X	-	-	-
16	CLA	A	809	X	-	-	-
16	CLA	A	810	X	-	-	-
16	CLA	A	811	X	-	-	-
16	CLA	A	812	X	-	-	-
16	CLA	A	813	X	-	-	-
16	CLA	A	814	X	-	-	-
16	CLA	A	815	X	-	-	-
16	CLA	A	816	X	-	-	-
16	CLA	A	817	X	-	-	-
16	CLA	A	818	X	-	-	-
16	CLA	A	819	X	-	-	-
16	CLA	A	820	X	-	-	-
16	CLA	A	821	X	-	-	-
16	CLA	A	822	X	-	-	-
16	CLA	A	823	X	-	-	-
16	CLA	A	824	X	-	-	-
16	CLA	A	825	X	-	-	-
16	CLA	A	826	X	-	-	-
16	CLA	A	827	X	-	-	-
16	CLA	A	828	X	-	-	-
16	CLA	A	829	X	-	-	-
16	CLA	A	830	X	-	-	-
16	CLA	A	831	X	-	-	-

Continued on next page...

Continued from previous page...

Mol	Type	Chain	Res	Chirality	Geometry	Clashes	Electron density
16	CLA	A	832	X	-	-	-
16	CLA	A	833	X	-	-	-
16	CLA	A	834	X	-	-	-
16	CLA	A	835	X	-	-	-
16	CLA	A	836	X	-	-	-
16	CLA	A	837	X	-	-	-
16	CLA	A	838	X	-	-	-
16	CLA	A	839	X	-	-	-
16	CLA	A	850	X	-	-	-
16	CLA	A	851	X	-	-	-
16	CLA	A	852	X	-	-	-
16	CLA	B	801	X	-	-	-
16	CLA	B	802	X	-	X	-
16	CLA	B	803	X	-	-	-
16	CLA	B	804	X	-	-	-
16	CLA	B	805	X	-	-	-
16	CLA	B	806	X	-	-	-
16	CLA	B	807	X	-	-	-
16	CLA	B	808	X	-	-	-
16	CLA	B	809	X	-	-	-
16	CLA	B	810	X	-	-	-
16	CLA	B	811	X	-	-	-
16	CLA	B	812	X	-	-	-
16	CLA	B	813	X	-	-	-
16	CLA	B	814	X	-	-	-
16	CLA	B	815	X	-	-	-
16	CLA	B	816	X	-	-	-
16	CLA	B	817	X	-	-	-
16	CLA	B	818	X	-	-	-
16	CLA	B	819	X	-	-	-
16	CLA	B	820	X	-	-	-
16	CLA	B	821	X	-	-	-
16	CLA	B	822	X	-	-	-
16	CLA	B	823	X	-	-	-
16	CLA	B	824	X	-	-	-
16	CLA	B	825	X	-	-	-
16	CLA	B	826	X	-	-	-
16	CLA	B	827	X	-	-	-
16	CLA	B	828	X	-	-	-
16	CLA	B	829	X	-	-	-
16	CLA	B	830	X	-	-	-
16	CLA	B	831	X	-	-	-

Continued on next page...

Continued from previous page...

Mol	Type	Chain	Res	Chirality	Geometry	Clashes	Electron density
16	CLA	B	832	X	-	-	-
16	CLA	B	833	X	-	-	-
16	CLA	B	834	X	-	-	-
16	CLA	B	835	X	-	-	-
16	CLA	B	836	X	-	-	-
16	CLA	B	837	X	-	-	-
16	CLA	B	838	X	-	-	-
16	CLA	B	839	X	-	-	-
16	CLA	B	840	X	-	-	-
16	CLA	B	841	X	-	-	-
16	CLA	B	842	X	-	-	-
16	CLA	F	802	X	-	-	-
16	CLA	F	803	X	-	-	-
16	CLA	J	101	X	-	-	-
16	CLA	K	101	X	-	-	-
16	CLA	K	102	X	-	-	-
16	CLA	L	201	X	-	-	-
16	CLA	L	203	X	-	-	-
16	CLA	L	204	X	-	-	-
16	CLA	L	205	X	-	-	-
16	CLA	O	201	X	-	-	-
16	CLA	O	202	X	-	-	-
16	CLA	O	203	X	-	-	-
16	CLA	O	204	X	-	-	-
17	ZEX	2	614	-	X	-	-
17	ZEX	2	616	-	X	-	-
17	ZEX	3	218	-	X	-	-
19	CLO	A	801	X	-	X	-

2 Entry composition [i](#)

There are 26 unique types of molecules in this entry. The entry contains 30757 atoms, of which 0 are hydrogens and 0 are deuteriums.

In the tables below, the AltConf column contains the number of residues with at least one atom in alternate conformation and the Trace column contains the number of residues modelled with at most 2 atoms.

- Molecule 1 is a protein called Lhcr1.

Mol	Chain	Residues	Atoms					AltConf	Trace
			Total	C	N	O	S		
1	1	169	1351	887	227	229	8	0	0

- Molecule 2 is a protein called Lhcr2.

Mol	Chain	Residues	Atoms					AltConf	Trace
			Total	C	N	O	S		
2	2	175	1371	892	233	239	7	0	0

- Molecule 3 is a protein called Lhcr3.

Mol	Chain	Residues	Atoms					AltConf	Trace
			Total	C	N	O	S		
3	3	170	1303	845	219	232	7	0	0

- Molecule 4 is a protein called PsaA.

Mol	Chain	Residues	Atoms					AltConf	Trace
			Total	C	N	O	S		
4	A	741	5798	3792	996	983	27	0	0

- Molecule 5 is a protein called PsaB.

Mol	Chain	Residues	Atoms					AltConf	Trace
			Total	C	N	O	S		
5	B	731	5819	3827	982	991	19	0	0

- Molecule 6 is a protein called PsaC.

Mol	Chain	Residues	Atoms					AltConf	Trace
			Total	C	N	O	S		
6	C	80	597	367	104	114	12	0	0

- Molecule 7 is a protein called PsaD.

Mol	Chain	Residues	Atoms					AltConf	Trace
			Total	C	N	O	S		
7	D	119	950	600	167	179	4	0	0

- Molecule 8 is a protein called PsaE.

Mol	Chain	Residues	Atoms				AltConf	Trace
			Total	C	N	O		
8	E	61	493	322	79	92	0	0

- Molecule 9 is a protein called PsaF.

Mol	Chain	Residues	Atoms					AltConf	Trace
			Total	C	N	O	S		
9	F	154	1263	811	214	234	4	0	0

- Molecule 10 is a protein called PsaI.

Mol	Chain	Residues	Atoms					AltConf	Trace
			Total	C	N	O	S		
10	I	31	230	158	32	39	1	0	0

- Molecule 11 is a protein called PsaJ.

Mol	Chain	Residues	Atoms					AltConf	Trace
			Total	C	N	O	S		
11	J	38	312	214	46	51	1	0	0

- Molecule 12 is a protein called PsaK.

Mol	Chain	Residues	Atoms					AltConf	Trace
			Total	C	N	O	S		
12	K	59	428	279	70	74	5	0	0

- Molecule 13 is a protein called PsaL.

Mol	Chain	Residues	Atoms					AltConf	Trace
			Total	C	N	O	S		
13	L	119	900	591	148	159	2	0	0

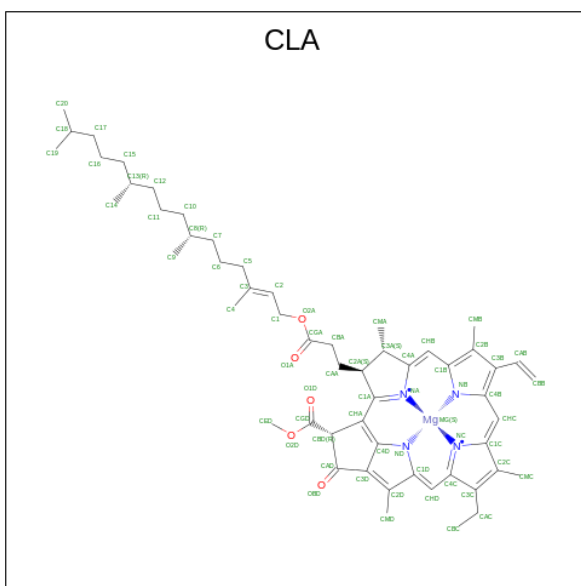
- Molecule 14 is a protein called PsaM.

Mol	Chain	Residues	Atoms					AltConf	Trace
14	M	27	Total	C	N	O	S	0	0
			204	136	32	34	2		

- Molecule 15 is a protein called PsaO.

Mol	Chain	Residues	Atoms				AltConf	Trace
15	O	83	Total	C	N	O	0	0
			641	439	97	105		

- Molecule 16 is CHLOROPHYLL A (three-letter code: CLA) (formula: $C_{55}H_{72}MgN_4O_5$).



Mol	Chain	Residues	Atoms					AltConf
16	1	1	Total	C	Mg	N	O	0
			48	38	1	4	5	
16	1	1	Total	C	Mg	N	O	0
			59	49	1	4	5	
16	1	1	Total	C	Mg	N	O	0
			45	35	1	4	5	
16	1	1	Total	C	Mg	N	O	0
			45	35	1	4	5	
16	1	1	Total	C	Mg	N	O	0
			42	34	1	4	3	
16	1	1	Total	C	Mg	N	O	0
			45	35	1	4	5	
16	1	1	Total	C	Mg	N	O	0
			45	35	1	4	5	
16	1	1	Total	C	Mg	N	O	0
			60	50	1	4	5	

Continued on next page...

Continued from previous page...

Mol	Chain	Residues	Atoms					AltConf
			Total	C	Mg	N	O	
16	1	1	41	33	1	4	3	0
16	1	1	45	35	1	4	5	0
16	1	1	45	35	1	4	5	0
16	1	1	45	35	1	4	5	0
16	2	1	45	35	1	4	5	0
16	2	1	65	55	1	4	5	0
16	2	1	45	35	1	4	5	0
16	2	1	42	34	1	4	3	0
16	2	1	45	35	1	4	5	0
16	2	1	45	35	1	4	5	0
16	2	1	45	35	1	4	5	0
16	2	1	50	40	1	4	5	0
16	2	1	41	33	1	4	3	0
16	2	1	42	34	1	4	3	0
16	2	1	45	35	1	4	5	0
16	2	1	45	35	1	4	5	0
16	2	1	45	35	1	4	5	0
16	3	1	45	35	1	4	5	0
16	3	1	63	53	1	4	5	0
16	3	1	45	35	1	4	5	0
16	3	1	45	35	1	4	5	0

Continued on next page...

Continued from previous page...

Mol	Chain	Residues	Atoms					AltConf
			Total	C	Mg	N	O	
16	3	1	45	35	1	4	5	0
16	3	1	45	35	1	4	5	0
16	3	1	45	35	1	4	5	0
16	3	1	52	42	1	4	5	0
16	3	1	41	33	1	4	3	0
16	3	1	42	34	1	4	3	0
16	3	1	46	36	1	4	5	0
16	3	1	51	41	1	4	5	0
16	A	1	65	55	1	4	5	0
16	A	1	55	45	1	4	5	0
16	A	1	65	55	1	4	5	0
16	A	1	65	55	1	4	5	0
16	A	1	65	55	1	4	5	0
16	A	1	65	55	1	4	5	0
16	A	1	65	55	1	4	5	0
16	A	1	55	45	1	4	5	0
16	A	1	65	55	1	4	5	0
16	A	1	54	44	1	4	5	0
16	A	1	65	55	1	4	5	0
16	A	1	45	35	1	4	5	0
16	A	1	42	34	1	4	3	0

Continued on next page...

Continued from previous page...

Mol	Chain	Residues	Atoms					AltConf
			Total	C	Mg	N	O	
16	A	1	45	35	1	4	5	0
16	A	1	62	52	1	4	5	0
16	A	1	65	55	1	4	5	0
16	A	1	65	55	1	4	5	0
16	A	1	45	35	1	4	5	0
16	A	1	65	55	1	4	5	0
16	A	1	49	39	1	4	5	0
16	A	1	51	41	1	4	5	0
16	A	1	55	45	1	4	5	0
16	A	1	65	55	1	4	5	0
16	A	1	55	45	1	4	5	0
16	A	1	65	55	1	4	5	0
16	A	1	65	55	1	4	5	0
16	A	1	65	55	1	4	5	0
16	A	1	50	40	1	4	5	0
16	A	1	65	55	1	4	5	0
16	A	1	65	55	1	4	5	0
16	A	1	65	55	1	4	5	0
16	A	1	45	35	1	4	5	0
16	A	1	51	41	1	4	5	0

Continued on next page...

Continued from previous page...

Mol	Chain	Residues	Atoms					AltConf
			Total	C	Mg	N	O	
16	A	1	65	55	1	4	5	0
16	A	1	65	55	1	4	5	0
16	A	1	65	55	1	4	5	0
16	A	1	65	55	1	4	5	0
16	A	1	65	55	1	4	5	0
16	A	1	65	55	1	4	5	0
16	A	1	43	35	1	4	3	0
16	A	1	61	51	1	4	5	0
16	B	1	65	55	1	4	5	0
16	B	1	65	55	1	4	5	0
16	B	1	65	55	1	4	5	0
16	B	1	65	55	1	4	5	0
16	B	1	65	55	1	4	5	0
16	B	1	65	55	1	4	5	0
16	B	1	45	35	1	4	5	0
16	B	1	65	55	1	4	5	0
16	B	1	65	55	1	4	5	0
16	B	1	65	55	1	4	5	0
16	B	1	65	55	1	4	5	0
16	B	1	65	55	1	4	5	0
16	B	1	65	55	1	4	5	0
16	B	1	65	55	1	4	5	0
16	B	1	54	44	1	4	5	0
16	B	1	55	45	1	4	5	0

Continued on next page...

Continued from previous page...

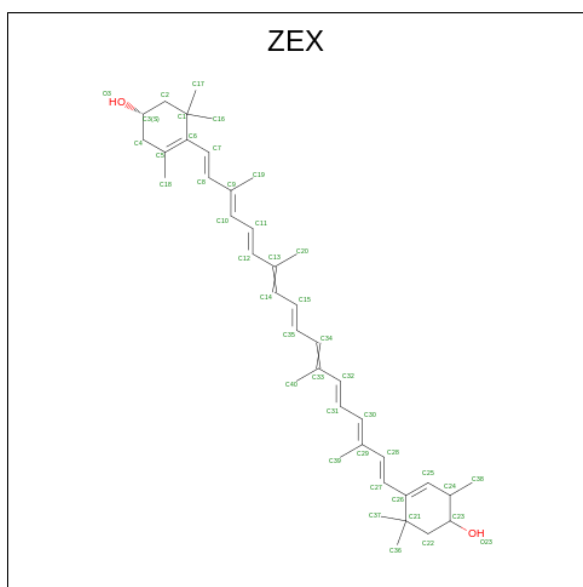
Mol	Chain	Residues	Atoms					AltConf
			Total	C	Mg	N	O	
16	B	1	65	55	1	4	5	0
16	B	1	45	35	1	4	5	0
16	B	1	42	34	1	4	3	0
16	B	1	55	45	1	4	5	0
16	B	1	59	49	1	4	5	0
16	B	1	60	50	1	4	5	0
16	B	1	65	55	1	4	5	0
16	B	1	45	35	1	4	5	0
16	B	1	46	36	1	4	5	0
16	B	1	43	35	1	4	3	0
16	B	1	55	45	1	4	5	0
16	B	1	65	55	1	4	5	0
16	B	1	65	55	1	4	5	0
16	B	1	65	55	1	4	5	0
16	B	1	65	55	1	4	5	0
16	B	1	65	55	1	4	5	0
16	B	1	65	55	1	4	5	0
16	B	1	65	55	1	4	5	0
16	B	1	45	35	1	4	5	0
16	B	1	65	55	1	4	5	0
16	B	1	58	48	1	4	5	0
16	B	1	65	55	1	4	5	0

Continued on next page...

Continued from previous page...

Mol	Chain	Residues	Atoms					AltConf
16	B	1	Total	C	Mg	N	O	0
			45	35	1	4	5	
16	B	1	Total	C	Mg	N	O	0
			60	50	1	4	5	
16	B	1	Total	C	Mg	N	O	0
			65	55	1	4	5	
16	B	1	Total	C	Mg	N	O	0
			47	37	1	4	5	
16	B	1	Total	C	Mg	N	O	0
			65	55	1	4	5	
16	B	1	Total	C	Mg	N	O	0
			65	55	1	4	5	
16	F	1	Total	C	Mg	N	O	0
			45	35	1	4	5	
16	F	1	Total	C	Mg	N	O	0
			41	33	1	4	3	
16	J	1	Total	C	Mg	N	O	0
			42	34	1	4	3	
16	K	1	Total	C	Mg	N	O	0
			45	35	1	4	5	
16	K	1	Total	C	Mg	N	O	0
			42	34	1	4	3	
16	L	1	Total	C	Mg	N	O	0
			56	46	1	4	5	
16	L	1	Total	C	Mg	N	O	0
			57	47	1	4	5	
16	L	1	Total	C	Mg	N	O	0
			65	55	1	4	5	
16	L	1	Total	C	Mg	N	O	0
			50	40	1	4	5	
16	O	1	Total	C	Mg	N	O	0
			52	42	1	4	5	
16	O	1	Total	C	Mg	N	O	0
			41	33	1	4	3	
16	O	1	Total	C	Mg	N	O	0
			50	40	1	4	5	
16	O	1	Total	C	Mg	N	O	0
			45	35	1	4	5	

- Molecule 17 is (1R,2S)-4-{(1E,3E,5E,7E,9E,11E,13E,15E,17E)-18-[(4S)-4-hydroxy-2,6,6-trimethylcyclohex-1-en-1-yl]-3,7,12,16-tetramethyloctadeca-1,3,5,7,9,11,13,15,17-nonaen-1-yl}-2,5,5-trimethylcyclohex-3-en-1-ol (three-letter code: ZEX) (formula: C₄₀H₅₆O₂).



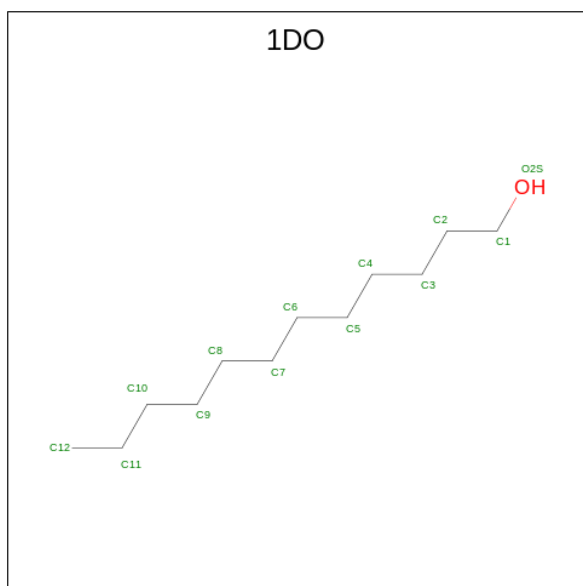
Mol	Chain	Residues	Atoms			AltConf
17	1	1	Total	C	O	0
			42	40	2	
17	1	1	Total	C	O	0
			42	40	2	
17	1	1	Total	C	O	0
			42	40	2	
17	1	1	Total	C	O	0
			42	40	2	
17	1	1	Total	C	O	0
			42	40	2	
17	2	1	Total	C	O	0
			42	40	2	
17	2	1	Total	C	O	0
			42	40	2	
17	2	1	Total	C	O	0
			42	40	2	
17	2	1	Total	C	O	0
			42	40	2	
17	3	1	Total	C	O	0
			42	40	2	
17	3	1	Total	C	O	0
			42	40	2	
17	3	1	Total	C	O	0
			42	40	2	
17	3	1	Total	C	O	0
			42	40	2	

Continued on next page...

Continued from previous page...

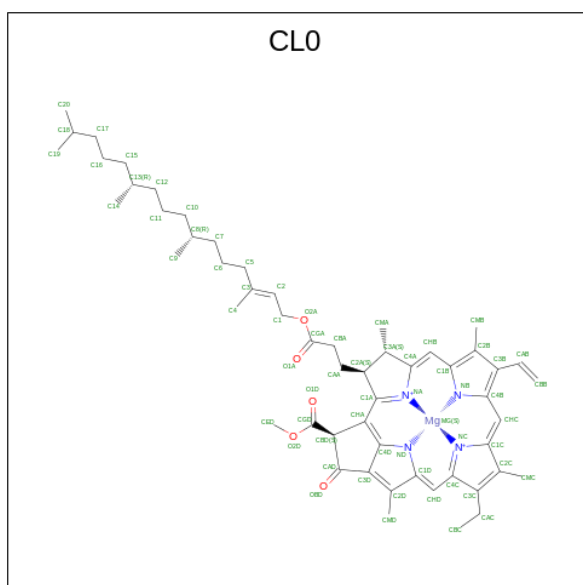
Mol	Chain	Residues	Atoms			AltConf
			Total	C	O	
17	3	1	42	40	2	0

- Molecule 18 is 1-DODECANOL (three-letter code: 1DO) (formula: $C_{12}H_{26}O$).



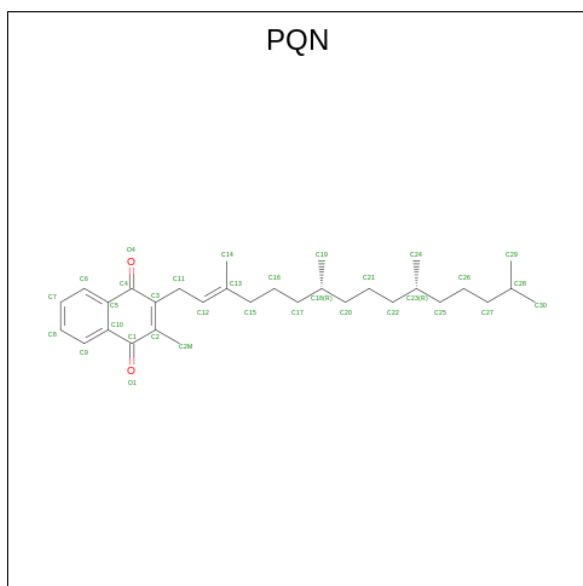
Mol	Chain	Residues	Atoms			AltConf
			Total	C	O	
18	3	1	13	12	1	0

- Molecule 19 is CHLOROPHYLL A ISOMER (three-letter code: CL0) (formula: $C_{55}H_{72}MgN_4O_5$).



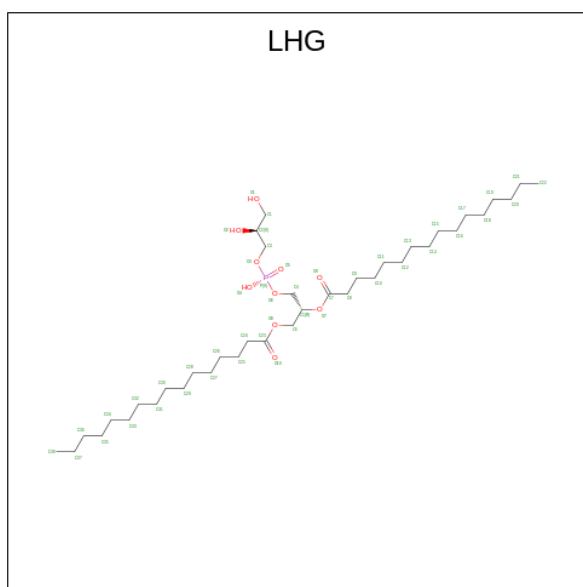
Mol	Chain	Residues	Atoms				AltConf	
			Total	C	Mg	N		O
19	A	1	65	55	1	4	5	0

- Molecule 20 is PHYLLOQUINONE (three-letter code: PQN) (formula: C₃₁H₄₆O₂).



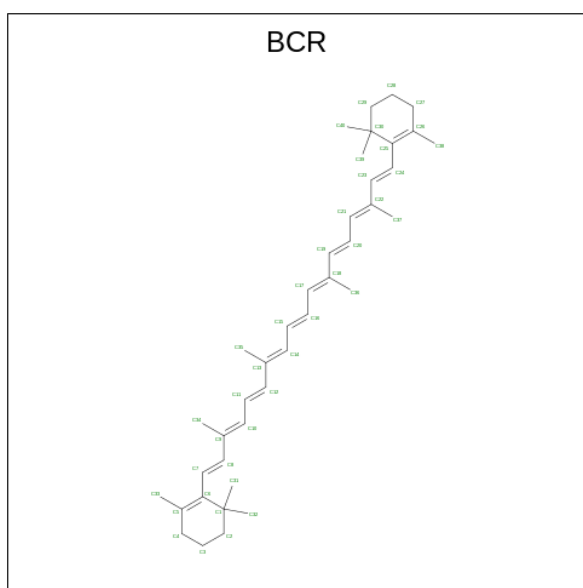
Mol	Chain	Residues	Atoms			AltConf
			Total	C	O	
20	A	1	33	31	2	0
20	B	1	33	31	2	0

- Molecule 21 is 1,2-DIPALMITOYL-PHOSPHATIDYL-GLYCEROLE (three-letter code: LHG) (formula: C₃₈H₇₅O₁₀P).



Mol	Chain	Residues	Atoms			AltConf	
			Total	C	O		P
21	A	1	49	38	10	1	0
21	A	1	40	29	10	1	0

- Molecule 22 is BETA-CAROTENE (three-letter code: BCR) (formula: $C_{40}H_{56}$).



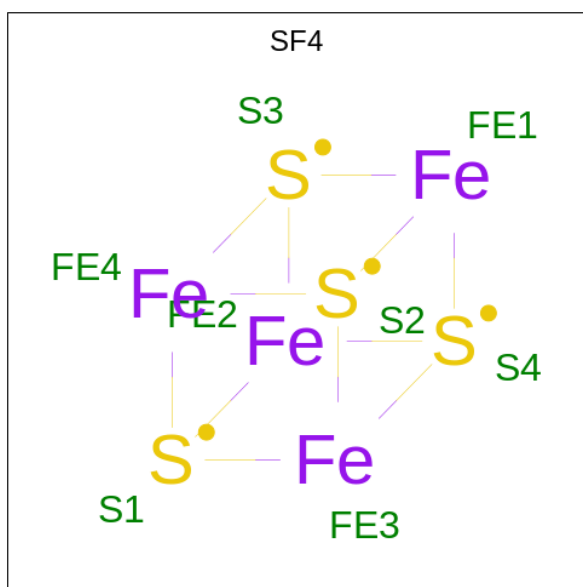
Mol	Chain	Residues	Atoms		AltConf
			Total	C	
22	A	1	40	40	0
22	A	1	40	40	0

Continued on next page...

Continued from previous page...

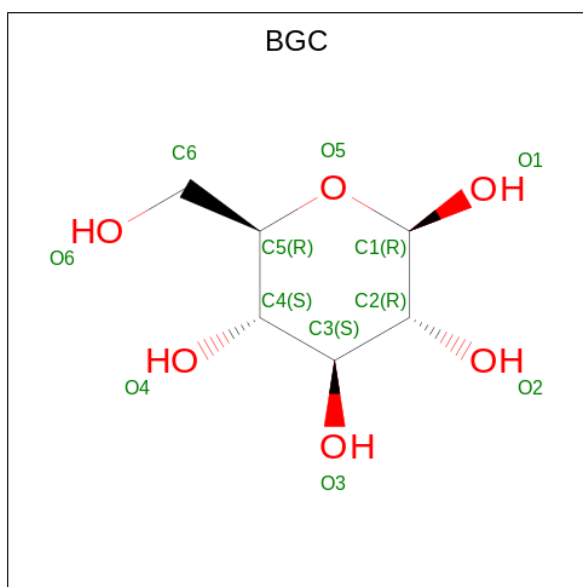
Mol	Chain	Residues	Atoms	AltConf
22	A	1	Total C 40 40	0
22	A	1	Total C 40 40	0
22	A	1	Total C 40 40	0
22	A	1	Total C 40 40	0
22	B	1	Total C 40 40	0
22	B	1	Total C 40 40	0
22	B	1	Total C 40 40	0
22	B	1	Total C 40 40	0
22	B	1	Total C 40 40	0
22	B	1	Total C 40 40	0
22	B	1	Total C 40 40	0
22	F	1	Total C 40 40	0
22	F	1	Total C 40 40	0
22	I	1	Total C 40 40	0
22	J	1	Total C 40 40	0
22	J	1	Total C 40 40	0
22	K	1	Total C 40 40	0
22	L	1	Total C 40 40	0
22	L	1	Total C 40 40	0
22	L	1	Total C 40 40	0

- Molecule 23 is IRON/SULFUR CLUSTER (three-letter code: SF4) (formula: Fe₄S₄).



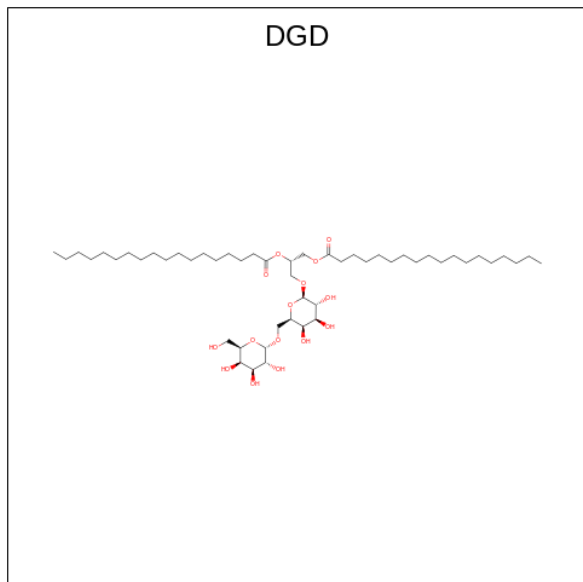
Mol	Chain	Residues	Atoms			AltConf
23	A	1	Total	Fe	S	0
			8	4	4	
23	C	1	Total	Fe	S	0
			8	4	4	
23	C	1	Total	Fe	S	0
			8	4	4	

- Molecule 24 is beta-D-glucopyranose (three-letter code: BGC) (formula: C₆H₁₂O₆).



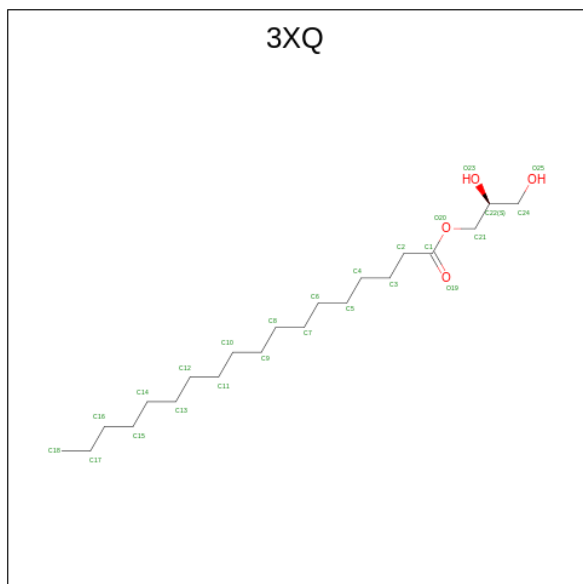
Mol	Chain	Residues	Atoms			AltConf
24	A	1	Total	C	O	0
			11	6	5	

- Molecule 25 is DIGALACTOSYL DIACYL GLYCEROL (DGD) (three-letter code: DGD) (formula: $C_{51}H_{96}O_{15}$).



Mol	Chain	Residues	Atoms			AltConf
			Total	C	O	
25	B	1	66	51	15	0

- Molecule 26 is (2S)-2,3-dihydroxypropyl octadecanoate (three-letter code: 3XQ) (formula: $C_{21}H_{42}O_4$).

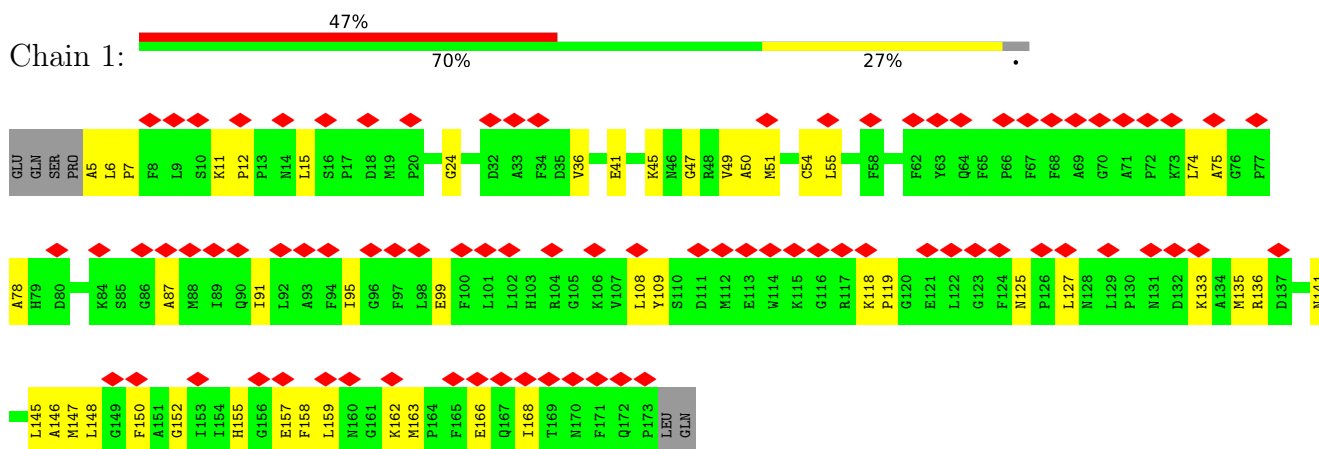


Mol	Chain	Residues	Atoms			AltConf
			Total	C	O	
26	J	1	25	21	4	0

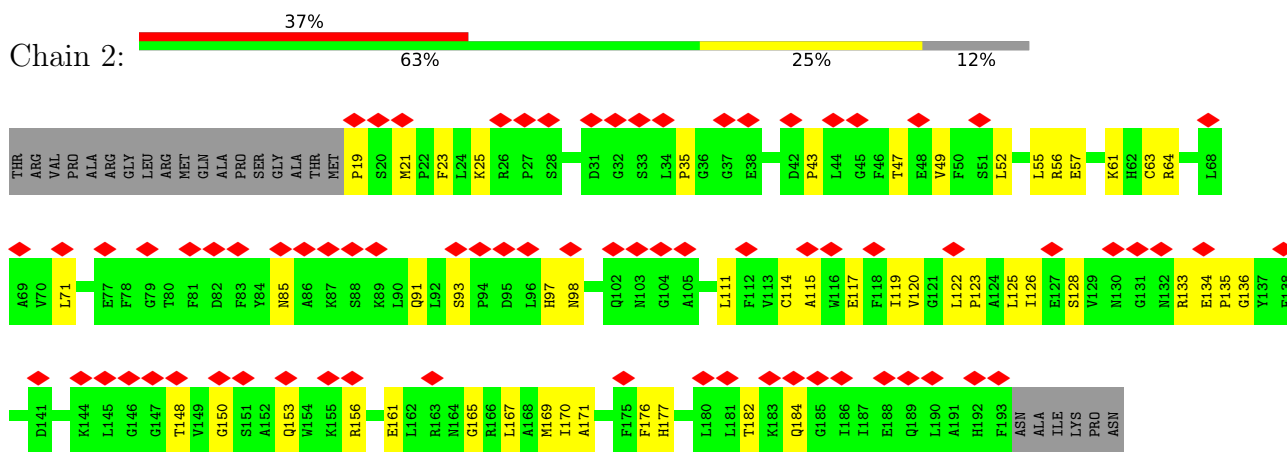
3 Residue-property plots [i](#)

These plots are drawn for all protein, RNA, DNA and oligosaccharide chains in the entry. The first graphic for a chain summarises the proportions of the various outlier classes displayed in the second graphic. The second graphic shows the sequence view annotated by issues in geometry and atom inclusion in map density. Residues are color-coded according to the number of geometric quality criteria for which they contain at least one outlier: green = 0, yellow = 1, orange = 2 and red = 3 or more. A red diamond above a residue indicates a poor fit to the EM map for this residue (all-atom inclusion < 40%). Stretches of 2 or more consecutive residues without any outlier are shown as a green connector. Residues present in the sample, but not in the model, are shown in grey.

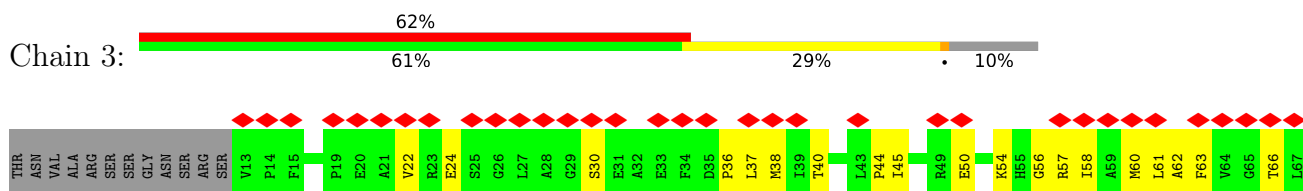
- Molecule 1: Lhcr1

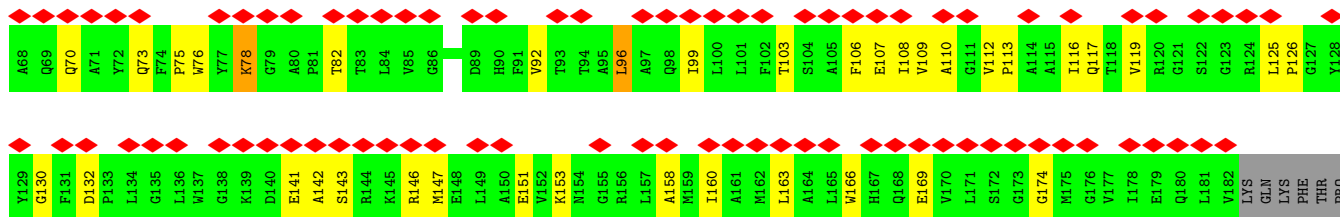


- Molecule 2: Lhcr2

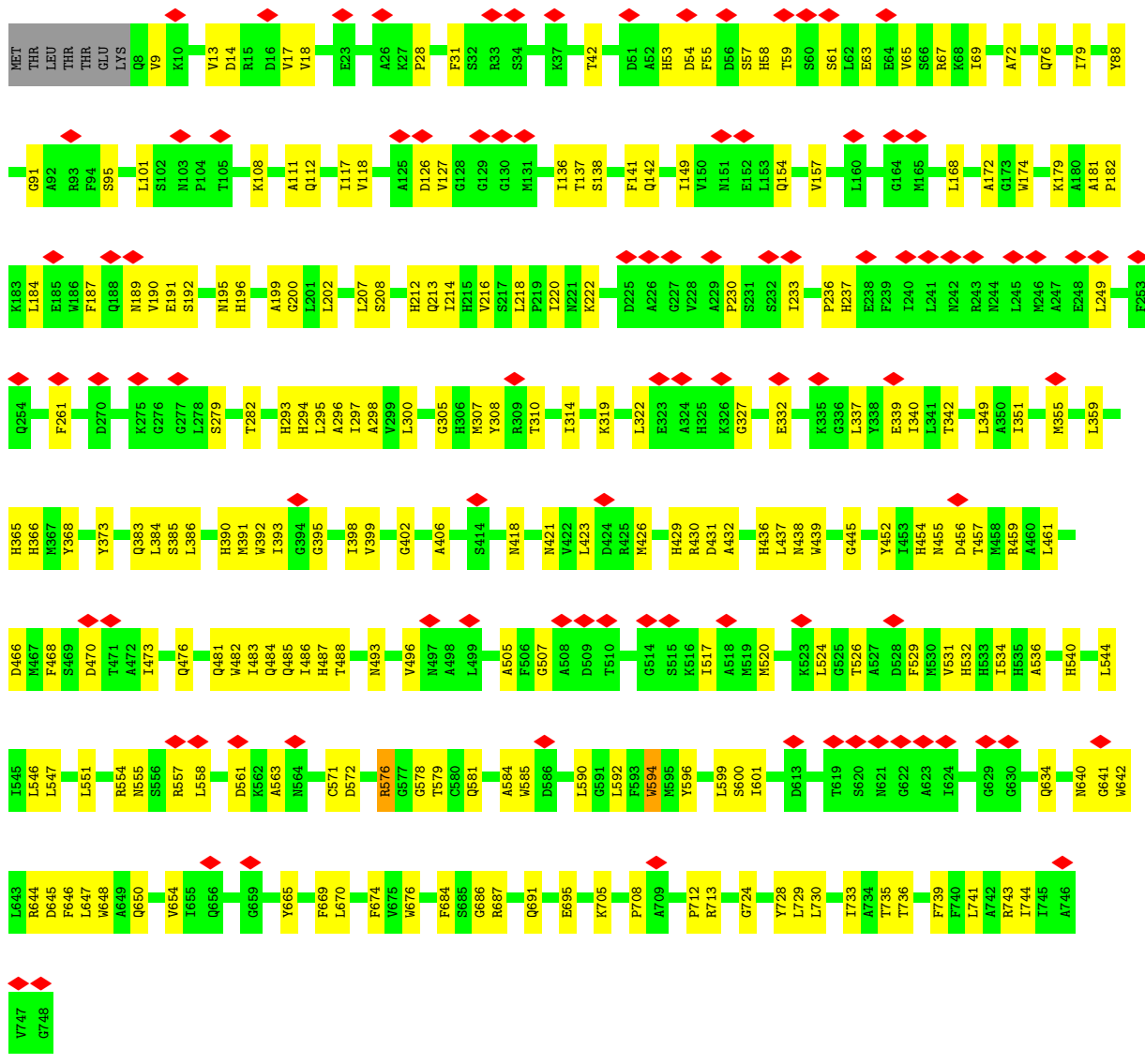


- Molecule 3: Lhcr3

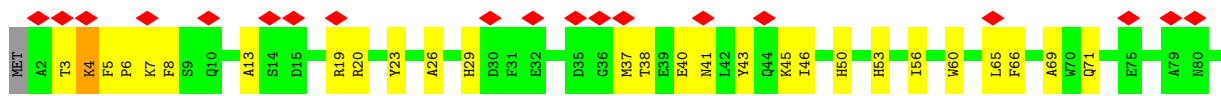
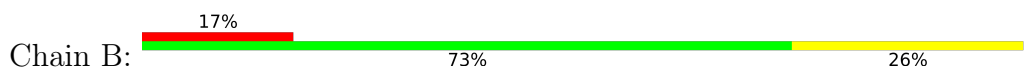





• Molecule 4: PsaA

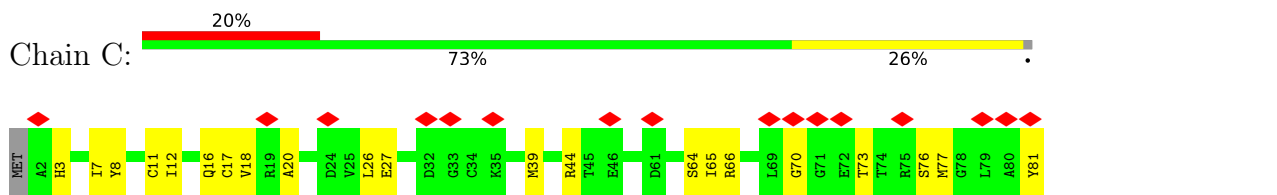


• Molecule 5: PsaB

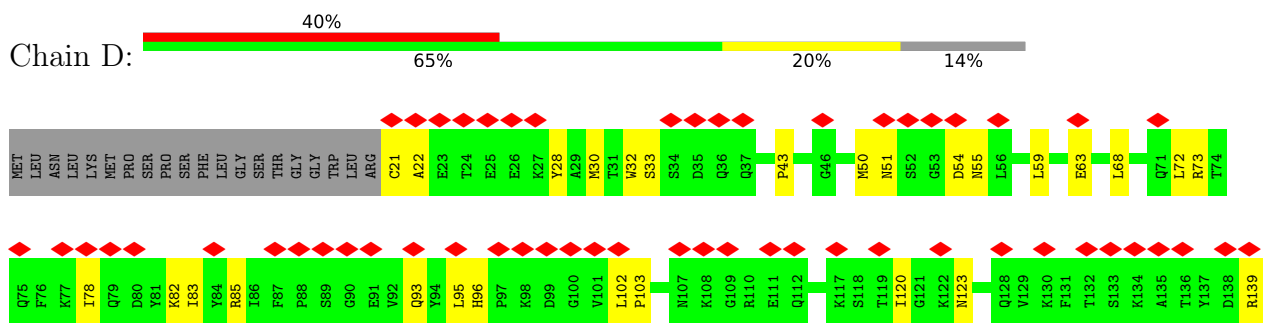




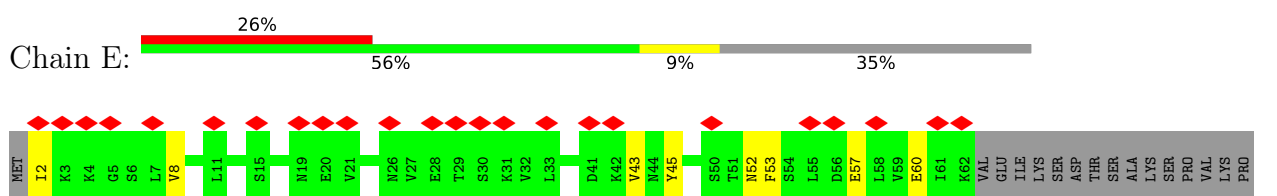
• Molecule 6: PsaC



• Molecule 7: PsaD

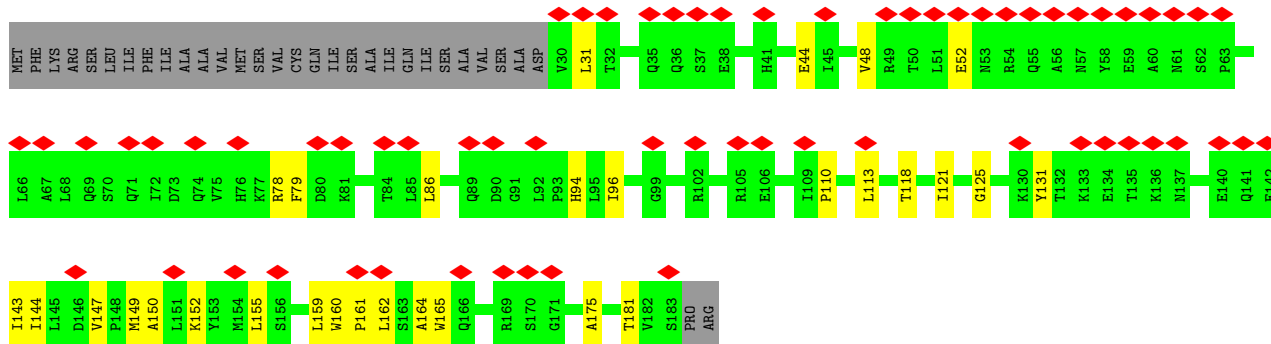


• Molecule 8: PsaE



PRO VAL LYS SER GIU VAL LYS ALA GIU LYS ASN LYS GIU GLY ALA

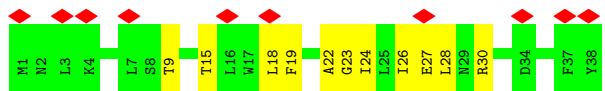
• Molecule 9: PsaF



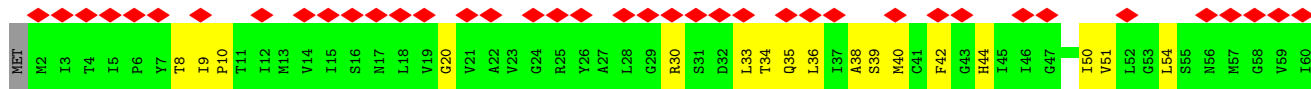
• Molecule 10: PsaI



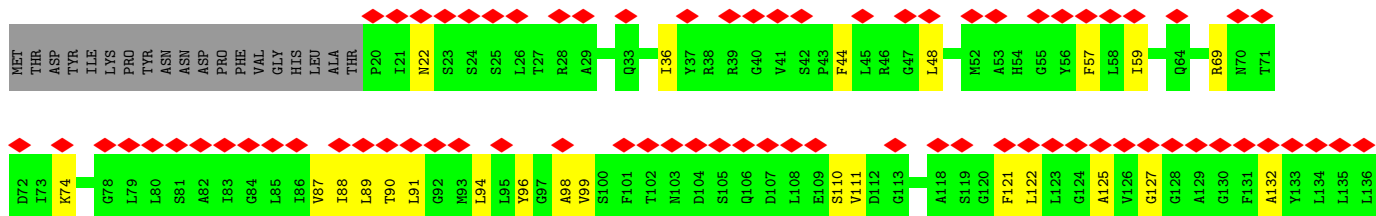
• Molecule 11: PsaJ



• Molecule 12: PsaK

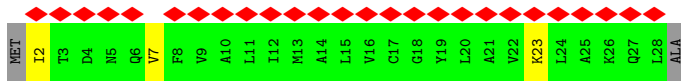
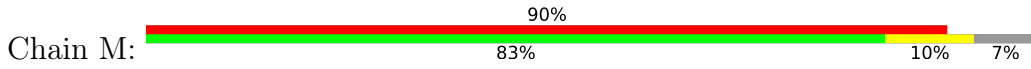


• Molecule 13: PsaL

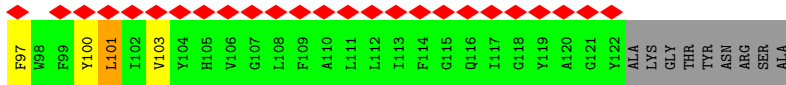
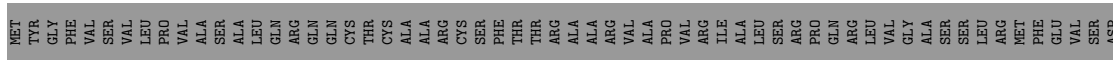




• Molecule 14: PsaM



• Molecule 15: PsaO



4 Experimental information

Property	Value	Source
EM reconstruction method	SINGLE PARTICLE	Depositor
Imposed symmetry	POINT, Not provided	
Number of particles used	76079	Depositor
Resolution determination method	FSC 0.143 CUT-OFF	Depositor
CTF correction method	NONE	Depositor
Microscope	FEI TITAN KRIOS	Depositor
Voltage (kV)	300	Depositor
Electron dose ($e^-/\text{\AA}^2$)	2.17	Depositor
Minimum defocus (nm)	Not provided	
Maximum defocus (nm)	Not provided	
Magnification	Not provided	
Image detector	FEI FALCON II (4k x 4k)	Depositor
Maximum map value	0.584	Depositor
Minimum map value	-0.161	Depositor
Average map value	-0.000	Depositor
Map value standard deviation	0.014	Depositor
Recommended contour level	0.087	Depositor
Map size (\AA)	294.0, 294.0, 294.0	wwPDB
Map dimensions	280, 280, 280	wwPDB
Map angles ($^\circ$)	90.0, 90.0, 90.0	wwPDB
Pixel spacing (\AA)	1.05, 1.05, 1.05	Depositor

5 Model quality i

5.1 Standard geometry i

Bond lengths and bond angles in the following residue types are not validated in this section: BCR, 1DO, DGD, BGC, SF4, CL0, 3XQ, PQN, CLA, LHG, ZEX

The Z score for a bond length (or angle) is the number of standard deviations the observed value is removed from the expected value. A bond length (or angle) with $|Z| > 5$ is considered an outlier worth inspection. RMSZ is the root-mean-square of all Z scores of the bond lengths (or angles).

Mol	Chain	Bond lengths		Bond angles	
		RMSZ	# Z >5	RMSZ	# Z >5
1	1	0.39	0/1395	0.69	1/1884 (0.1%)
2	2	0.39	0/1407	0.67	0/1898
3	3	0.38	0/1337	0.67	1/1817 (0.1%)
4	A	0.53	1/5985 (0.0%)	0.62	1/8158 (0.0%)
5	B	0.49	0/6028	0.63	3/8236 (0.0%)
6	C	0.46	0/607	0.58	0/822
7	D	0.34	0/969	0.58	0/1307
8	E	0.44	0/502	0.55	0/680
9	F	0.38	0/1296	0.59	0/1760
10	I	0.35	0/235	0.70	0/321
11	J	0.41	0/321	0.63	0/437
12	K	0.32	0/433	0.62	0/588
13	L	0.32	0/919	0.57	0/1247
14	M	0.27	0/205	0.57	0/277
15	O	0.35	0/664	0.67	1/913 (0.1%)
All	All	0.45	1/22303 (0.0%)	0.63	7/30345 (0.0%)

Chiral center outliers are detected by calculating the chiral volume of a chiral center and verifying if the center is modelled as a planar moiety or with the opposite hand. A planarity outlier is detected by checking planarity of atoms in a peptide group, atoms in a mainchain group or atoms of a sidechain that are expected to be planar.

Mol	Chain	#Chirality outliers	#Planarity outliers
2	2	0	1
5	B	0	1
All	All	0	2

All (1) bond length outliers are listed below:

Mol	Chain	Res	Type	Atoms	Z	Observed(Å)	Ideal(Å)
4	A	594	TRP	CB-CG	-6.00	1.39	1.50

All (7) bond angle outliers are listed below:

Mol	Chain	Res	Type	Atoms	Z	Observed(°)	Ideal(°)
4	A	571	CYS	CA-CB-SG	-6.63	102.06	114.00
5	B	572	ASP	CB-CG-OD1	6.63	124.27	118.30
5	B	514	ASP	CB-CG-OD1	5.68	123.41	118.30
3	3	96	LEU	CA-CB-CG	5.63	128.25	115.30
1	1	159	LEU	CA-CB-CG	5.57	128.12	115.30
15	O	101	LEU	CA-CB-CG	5.17	127.18	115.30
5	B	403	ASP	CB-CG-OD1	5.13	122.92	118.30

There are no chirality outliers.

All (2) planarity outliers are listed below:

Mol	Chain	Res	Type	Group
2	2	135	PRO	Peptide
5	B	430	HIS	Peptide

5.2 Too-close contacts [i](#)

In the following table, the Non-H and H(model) columns list the number of non-hydrogen atoms and hydrogen atoms in the chain respectively. The H(added) column lists the number of hydrogen atoms added and optimized by MolProbity. The Clashes column lists the number of clashes within the asymmetric unit, whereas Symm-Clashes lists symmetry-related clashes.

Mol	Chain	Non-H	H(model)	H(added)	Clashes	Symm-Clashes
1	1	1351	0	1322	34	0
2	2	1371	0	1362	34	0
3	3	1303	0	1305	46	0
4	A	5798	0	5727	196	0
5	B	5819	0	5648	173	0
6	C	597	0	584	19	0
7	D	950	0	944	24	0
8	E	493	0	509	7	0
9	F	1263	0	1236	24	0
10	I	230	0	253	12	0
11	J	312	0	327	13	0
12	K	428	0	464	15	0
13	L	900	0	931	19	0
14	M	204	0	226	3	0
15	O	641	0	650	9	0
16	1	565	0	443	15	0
16	2	600	0	466	19	0

Continued on next page...

Continued from previous page...

Mol	Chain	Non-H	H(model)	H(added)	Clashes	Symm-Clashes
16	3	565	0	440	18	0
16	A	2423	0	2452	140	0
16	B	2484	0	2521	172	0
16	F	86	0	62	4	0
16	J	42	0	31	2	0
16	K	87	0	64	4	0
16	L	228	0	215	4	0
16	O	188	0	144	3	0
17	1	210	0	280	19	0
17	2	168	0	224	12	0
17	3	252	0	336	25	0
18	3	13	0	25	0	0
19	A	65	0	71	56	0
20	A	33	0	46	2	0
20	B	33	0	46	5	0
21	A	89	0	127	4	0
22	A	240	0	336	16	0
22	B	240	0	336	21	0
22	F	80	0	112	4	0
22	I	40	0	56	2	0
22	J	80	0	112	7	0
22	K	40	0	56	5	0
22	L	120	0	168	11	0
23	A	8	0	0	0	0
23	C	16	0	0	1	0
24	A	11	0	9	0	0
25	B	66	0	96	4	0
26	J	25	0	0	0	0
All	All	30757	0	30762	859	0

The all-atom clashscore is defined as the number of clashes found per 1000 atoms (including hydrogen atoms). The all-atom clashscore for this structure is 14.

All (859) close contacts within the same asymmetric unit are listed below, sorted by their clash magnitude.

Atom-1	Atom-2	Interatomic distance (Å)	Clash overlap (Å)
19:A:801:CL0:C19	16:B:802:CLA:HMB3	1.45	1.42
19:A:801:CL0:H66	16:B:802:CLA:CMB	1.58	1.33
4:A:642:TRP:CD1	19:A:801:CL0:H50	1.63	1.32
19:A:801:CL0:C19	16:B:802:CLA:CMB	2.13	1.26
5:B:4:LYS:HB2	5:B:13:ALA:HB1	1.25	1.11

Continued on next page...

Continued from previous page...

Atom-1	Atom-2	Interatomic distance (Å)	Clash overlap (Å)
19:A:801:CL0:C9	16:B:802:CLA:O1D	1.98	1.10
5:B:5:PHE:CD2	10:I:30:ILE:HG12	1.88	1.07
5:B:5:PHE:HD2	10:I:30:ILE:HG12	1.15	1.06
4:A:736:THR:HG22	19:A:801:CL0:OBD	1.59	1.02
5:B:5:PHE:HB3	5:B:6:PRO:HD3	1.43	1.01
5:B:4:LYS:HB2	5:B:13:ALA:CB	1.92	0.98
19:A:801:CL0:H47	16:B:802:CLA:O1D	1.63	0.97
4:A:642:TRP:CD1	19:A:801:CL0:C11	2.48	0.97
5:B:5:PHE:HB2	5:B:20:ARG:NH2	1.82	0.94
4:A:534:ILE:HG23	19:A:801:CL0:H69	1.51	0.92
3:3:113:PRO:O	3:3:117:GLN:HB2	1.71	0.90
19:A:801:CL0:O1A	16:B:802:CLA:HMD3	1.72	0.90
5:B:4:LYS:CB	5:B:13:ALA:HB1	2.00	0.90
5:B:134:TYR:HH	14:M:2:ILE:N	1.74	0.86
19:A:801:CL0:H65	16:B:802:CLA:CMB	2.05	0.86
4:A:642:TRP:HD1	19:A:801:CL0:H50	1.46	0.81
4:A:642:TRP:O	4:A:646:PHE:HB3	1.84	0.78
4:A:596:TYR:HE2	19:A:801:CL0:O2A	1.66	0.78
10:I:23:MET:O	10:I:27:PHE:HB3	1.86	0.75
19:A:801:CL0:H46	16:B:802:CLA:O1D	1.87	0.74
16:2:608:CLA:HAB	17:2:614:ZEX:H12	1.70	0.74
11:J:23:GLY:HA3	16:J:101:CLA:HAB	1.69	0.74
4:A:601:ILE:HD13	19:A:801:CL0:H60	1.68	0.74
19:A:801:CL0:C19	16:B:802:CLA:C2B	2.65	0.73
22:A:849:BCR:H24C	12:K:42:PHE:HB2	1.70	0.73
9:F:48:VAL:O	9:F:52:GLU:HB2	1.88	0.72
11:J:24:ILE:O	11:J:28:LEU:HB2	1.90	0.71
1:1:47:GLY:O	1:1:51:MET:HB2	1.91	0.71
15:O:97:PHE:O	15:O:101:LEU:HB2	1.90	0.71
19:A:801:CL0:H65	16:B:802:CLA:C2B	2.21	0.71
16:B:825:CLA:HAB	16:B:832:CLA:HMD2	1.72	0.71
3:3:106:PHE:O	3:3:110:ALA:HB3	1.90	0.70
5:B:228:TRP:HB3	16:B:818:CLA:H3A	1.72	0.70
16:B:808:CLA:H162	16:B:830:CLA:HBB2	1.72	0.70
5:B:5:PHE:CB	5:B:20:ARG:NH2	2.54	0.70
16:A:803:CLA:HMA2	16:A:810:CLA:HMD2	1.74	0.70
5:B:615:MET:O	5:B:619:ARG:HB3	1.92	0.69
4:A:676:TRP:CG	19:A:801:CL0:H5	2.27	0.68
5:B:521:ILE:HG21	16:B:837:CLA:HAB	1.74	0.68
5:B:654:VAL:HG22	16:B:841:CLA:HMB3	1.74	0.68
5:B:545:MET:SD	6:C:66:ARG:NH2	2.66	0.68

Continued on next page...

Continued from previous page...

Atom-1	Atom-2	Interatomic distance (Å)	Clash overlap (Å)
7:D:30:MET:HA	7:D:83:ILE:HA	1.76	0.67
2:2:169:MET:HB3	17:2:615:ZEX:H403	1.75	0.67
16:A:807:CLA:H2	16:A:827:CLA:H52	1.74	0.67
5:B:491:TRP:HE1	16:B:835:CLA:HED1	1.60	0.67
16:A:809:CLA:HBB2	16:A:812:CLA:HMA3	1.76	0.67
16:A:805:CLA:H2	16:A:805:CLA:HMA2	1.78	0.66
1:1:95:ILE:HD11	17:1:616:ZEX:H193	1.77	0.66
4:A:640:ASN:O	4:A:644:ARG:HB3	1.94	0.66
5:B:314:GLY:HA2	5:B:408:ARG:HH21	1.59	0.66
16:A:831:CLA:H142	22:B:849:BCR:H17C	1.77	0.66
19:A:801:CL0:CMB	16:B:804:CLA:HMD1	2.25	0.66
16:A:825:CLA:HAB	22:A:846:BCR:HC7	1.77	0.65
5:B:545:MET:HG2	5:B:547:ASP:H	1.59	0.65
6:C:12:ILE:HG21	8:E:52:ASN:HD21	1.62	0.65
5:B:425:LEU:HB3	16:B:833:CLA:HED2	1.79	0.65
4:A:488:THR:HG22	4:A:507:GLY:HA2	1.79	0.65
4:A:349:LEU:HD11	16:A:829:CLA:HBB1	1.77	0.65
1:1:45:LYS:NZ	1:1:99:GLU:OE2	2.30	0.65
4:A:191:GLU:O	4:A:195:ASN:HB2	1.96	0.65
2:2:177:HIS:HE1	17:2:617:ZEX:H14	1.62	0.64
16:A:805:CLA:HBB	16:A:829:CLA:HAB	1.77	0.64
16:A:820:CLA:HMB2	16:A:824:CLA:HMA3	1.80	0.64
4:A:112:GLN:NE2	16:A:808:CLA:OBD	2.31	0.64
4:A:392:TRP:CD1	16:A:827:CLA:HAB	2.33	0.64
5:B:582:LEU:HD11	5:B:712:THR:HG22	1.80	0.64
5:B:5:PHE:H	5:B:20:ARG:HH21	1.45	0.63
16:A:831:CLA:HBB1	16:A:832:CLA:H2	1.79	0.63
19:A:801:CL0:H66	16:B:802:CLA:HMB3	0.69	0.63
16:B:832:CLA:HBB2	16:B:839:CLA:HHC	1.79	0.63
4:A:647:LEU:HD22	19:A:801:CL0:H26	1.80	0.63
9:F:160:TRP:O	9:F:164:ALA:HB3	1.99	0.63
4:A:395:GLY:HA3	4:A:599:LEU:HD11	1.81	0.62
5:B:454:GLU:HG3	9:F:31:LEU:HD11	1.81	0.62
4:A:601:ILE:CD1	19:A:801:CL0:H70	2.29	0.62
16:A:806:CLA:HMC3	16:A:807:CLA:HBB	1.81	0.62
16:A:807:CLA:HMC2	16:A:827:CLA:H121	1.81	0.62
4:A:735:THR:OG1	19:A:801:CL0:H28	1.99	0.62
1:1:133:LYS:HG3	1:1:135:MET:H	1.63	0.62
16:A:831:CLA:H201	25:B:850:DGD:HA91	1.81	0.62
5:B:530:LEU:O	5:B:534:LYS:HB2	1.99	0.62
17:1:615:ZEX:H34	16:2:605:CLA:HBC3	1.82	0.62

Continued on next page...

Continued from previous page...

Atom-1	Atom-2	Interatomic distance (Å)	Clash overlap (Å)
4:A:601:ILE:HD13	19:A:801:CL0:H70	1.81	0.62
4:A:191:GLU:HB3	4:A:308:TYR:HB3	1.81	0.62
3:3:142:ALA:O	3:3:146:ARG:HB2	2.00	0.61
3:3:103:THR:O	3:3:107:GLU:HB2	1.99	0.61
16:B:815:CLA:H42	22:B:845:BCR:H21C	1.83	0.61
5:B:178:ALA:HB2	5:B:286:GLY:HA3	1.83	0.61
5:B:221:GLN:HG2	5:B:222:PRO:HD3	1.81	0.61
4:A:398:ILE:HD12	22:A:846:BCR:H343	1.83	0.60
16:B:811:CLA:H93	16:B:831:CLA:H172	1.82	0.60
3:3:141:GLU:HG3	3:3:143:SER:H	1.64	0.60
16:A:809:CLA:HBB1	16:A:812:CLA:H142	1.84	0.60
16:B:840:CLA:HAB	20:B:843:PQN:H151	1.84	0.60
12:K:35:GLN:O	12:K:39:SER:HB3	2.02	0.60
4:A:366:HIS:ND1	16:A:817:CLA:OBD	2.35	0.60
3:3:113:PRO:O	3:3:117:GLN:CB	2.49	0.60
4:A:641:GLY:O	4:A:645:ASP:HB3	2.02	0.60
4:A:384:LEU:HD22	4:A:744:ILE:HD12	1.84	0.60
22:B:848:BCR:H21C	22:B:848:BCR:H403	1.84	0.60
4:A:432:ALA:O	4:A:436:HIS:ND1	2.34	0.59
15:O:100:TYR:HA	15:O:103:VAL:HG12	1.84	0.59
2:2:47:THR:HG23	2:2:52:LEU:HB2	1.84	0.59
4:A:600:SER:OG	19:A:801:CL0:H29	2.01	0.59
16:B:840:CLA:H112	16:B:841:CLA:H121	1.83	0.59
4:A:355:MET:HG3	16:A:824:CLA:HBB	1.85	0.59
15:O:58:ALA:HB1	15:O:72:LEU:HB2	1.85	0.59
5:B:115:TYR:H	16:B:810:CLA:HMD1	1.68	0.59
5:B:120:HIS:NE2	5:B:362:ASP:OD2	2.36	0.59
16:2:610:CLA:HMC3	17:2:614:ZEX:H402	1.83	0.59
4:A:28:PRO:HG3	9:F:143:ILE:HG21	1.84	0.59
16:B:842:CLA:H2A	16:B:842:CLA:HED2	1.84	0.59
1:1:162:LYS:HG2	1:1:163:MET:HG2	1.84	0.59
16:B:841:CLA:HBB1	22:B:849:BCR:H363	1.85	0.59
19:A:801:CL0:H66	16:B:802:CLA:C2B	2.27	0.58
5:B:20:ARG:HH22	10:I:30:ILE:HG23	1.67	0.58
5:B:235:PRO:HB3	5:B:254:THR:HG21	1.84	0.58
7:D:123:ASN:OD1	7:D:139:ARG:NH1	2.35	0.58
3:3:58:ILE:O	3:3:62:ALA:HB3	2.04	0.58
4:A:319:LYS:NZ	4:A:339:GLU:OE2	2.37	0.58
4:A:483:ILE:O	4:A:487:HIS:ND1	2.31	0.58
16:B:815:CLA:H112	22:B:845:BCR:H381	1.85	0.58
16:B:830:CLA:H52	22:B:845:BCR:H23C	1.86	0.58

Continued on next page...

Continued from previous page...

Atom-1	Atom-2	Interatomic distance (Å)	Clash overlap (Å)
12:K:50:ILE:O	12:K:54:LEU:HB2	2.04	0.58
16:B:816:CLA:HMA1	22:B:846:BCR:H402	1.85	0.58
16:3:206:CLA:HAA2	17:3:217:ZEX:H25	1.84	0.57
5:B:347:ALA:HB2	5:B:373:HIS:HB2	1.85	0.57
7:D:82:LYS:NZ	7:D:83:ILE:O	2.33	0.57
2:2:57:GLU:OE2	2:2:61:LYS:NZ	2.36	0.57
2:2:64:ARG:NH1	2:2:161:GLU:OE2	2.37	0.57
16:A:830:CLA:HBB2	16:A:837:CLA:HHC	1.86	0.57
16:A:851:CLA:HBC1	16:B:827:CLA:H172	1.86	0.57
5:B:621:TYR:O	5:B:625:ASN:HB2	2.05	0.57
5:B:543:LYS:HG3	9:F:181:THR:HG22	1.87	0.57
16:2:611:CLA:HAB	17:3:201:ZEX:H32	1.87	0.57
13:L:44:PHE:O	13:L:48:LEU:HB2	2.04	0.57
4:A:642:TRP:NE1	19:A:801:CL0:C11	2.67	0.57
5:B:660:MET:O	5:B:664:SER:OG	2.22	0.57
4:A:596:TYR:OH	19:A:801:CL0:H7	2.04	0.57
4:A:730:LEU:HD13	16:A:838:CLA:HMA1	1.87	0.57
5:B:436:VAL:HG12	16:B:834:CLA:HAC1	1.85	0.57
9:F:31:LEU:HB3	9:F:86:LEU:HB3	1.85	0.57
6:C:64:SER:OG	23:C:102:SF4:S3	2.59	0.57
1:1:141:ASN:ND2	16:1:609:CLA:O1D	2.38	0.56
4:A:202:LEU:HD11	16:A:828:CLA:H191	1.87	0.56
16:A:808:CLA:H111	22:J:102:BCR:H332	1.87	0.56
3:3:73:GLN:HG3	3:3:76:TRP:HE1	1.70	0.56
4:A:691:GLN:HE22	4:A:713:ARG:HA	1.70	0.56
16:A:808:CLA:H101	22:J:103:BCR:H372	1.87	0.56
16:A:834:CLA:H2A	16:A:834:CLA:HED3	1.86	0.56
5:B:85:LYS:HD3	5:B:732:SER:HB2	1.87	0.56
5:B:652:HIS:HB3	16:B:802:CLA:HBD	1.87	0.56
16:B:825:CLA:HBA1	22:B:847:BCR:H16C	1.87	0.56
2:2:21:MET:HB3	2:2:23:PHE:HD2	1.70	0.56
2:2:111:LEU:O	2:2:114:CYS:HB2	2.06	0.56
5:B:572:ASP:HA	5:B:575:TYR:HB3	1.88	0.56
16:O:203:CLA:H2A	16:O:203:CLA:HED2	1.86	0.56
16:2:602:CLA:H121	17:2:615:ZEX:H392	1.88	0.56
1:1:87:ALA:HB3	16:1:605:CLA:HBB1	1.88	0.56
5:B:412:HIS:HB3	16:B:832:CLA:HED1	1.88	0.56
8:E:2:ILE:N	8:E:60:GLU:OE2	2.39	0.56
10:I:25:ILE:O	10:I:29:ALA:HB2	2.06	0.56
5:B:304:GLU:HG3	5:B:318:ILE:HG12	1.88	0.56
17:3:201:ZEX:H403	16:3:206:CLA:HBB2	1.88	0.56

Continued on next page...

Continued from previous page...

Atom-1	Atom-2	Interatomic distance (Å)	Clash overlap (Å)
4:A:481:GLN:NE2	4:A:524:LEU:O	2.38	0.56
19:A:801:CL0:H46	19:A:801:CL0:H39	1.87	0.56
16:B:828:CLA:H191	16:B:842:CLA:H152	1.88	0.56
11:J:15:THR:O	11:J:19:PHE:CB	2.54	0.56
2:2:19:PRO:HG3	2:2:25:LYS:HA	1.87	0.55
4:A:213:GLN:NE2	16:A:818:CLA:O1D	2.38	0.55
19:A:801:CL0:H42	16:B:805:CLA:HBB2	1.88	0.55
5:B:618:LEU:HD12	16:B:804:CLA:HED2	1.89	0.55
16:2:601:CLA:HMC1	3:3:130:GLY:HA2	1.87	0.55
6:C:73:THR:H	6:C:76:SER:HG	1.54	0.55
2:2:93:SER:HB2	2:2:98:ASN:HB2	1.87	0.55
5:B:37:MET:SD	5:B:45:LYS:NZ	2.77	0.55
16:B:808:CLA:HMB2	16:B:831:CLA:HBB2	1.88	0.55
16:3:203:CLA:HAC2	17:3:216:ZEX:H381	1.88	0.55
19:A:801:CL0:C19	16:B:802:CLA:HMB1	2.28	0.55
4:A:572:ASP:OD2	4:A:576:ARG:NH2	2.39	0.55
5:B:172:ARG:HG3	16:B:815:CLA:HBC2	1.88	0.55
16:A:831:CLA:HMC2	16:L:205:CLA:HBB2	1.87	0.55
16:A:832:CLA:HAC2	16:B:811:CLA:HBB2	1.88	0.55
5:B:573:ALA:O	5:B:577:ALA:HB3	2.07	0.55
4:A:212:HIS:O	4:A:216:VAL:HB	2.07	0.55
11:J:27:GLU:OE1	11:J:30:ARG:NH2	2.39	0.55
3:3:54:LYS:NZ	3:3:107:GLU:OE2	2.34	0.55
16:B:823:CLA:HMD2	22:B:844:BCR:HC7	1.89	0.55
3:3:61:LEU:HD23	16:3:205:CLA:HHC	1.87	0.55
22:A:847:BCR:H403	22:A:847:BCR:H371	1.89	0.55
5:B:4:LYS:CB	5:B:13:ALA:CB	2.73	0.55
7:D:32:TRP:HH2	7:D:50:MET:HG3	1.71	0.55
1:1:74:LEU:HB3	1:1:78:ALA:HB2	1.89	0.54
3:3:99:ILE:HD11	16:3:206:CLA:HMD3	1.89	0.54
6:C:18:VAL:HG22	6:C:26:LEU:HB3	1.88	0.54
4:A:72:ALA:HB1	16:A:804:CLA:HBB1	1.90	0.54
4:A:534:ILE:HG23	19:A:801:CL0:C20	2.31	0.54
4:A:578:GLY:O	5:B:666:ARG:NH2	2.31	0.54
16:B:834:CLA:H2A	16:B:834:CLA:HED2	1.88	0.54
11:J:15:THR:O	11:J:19:PHE:HB3	2.07	0.54
16:A:823:CLA:HAC1	22:A:845:BCR:H23C	1.89	0.54
5:B:716:ILE:HD13	16:B:829:CLA:HMC2	1.89	0.54
4:A:459:ARG:NH2	4:A:634:GLN:O	2.37	0.54
16:A:834:CLA:HAC2	15:O:66:VAL:HG11	1.89	0.54
4:A:452:TYR:O	4:A:456:ASP:HB2	2.08	0.54

Continued on next page...

Continued from previous page...

Atom-1	Atom-2	Interatomic distance (Å)	Clash overlap (Å)
16:B:811:CLA:H203	22:L:206:BCR:HC7	1.89	0.54
8:E:8:VAL:HG22	8:E:60:GLU:HG3	1.89	0.54
4:A:79:ILE:HG21	16:A:805:CLA:HMD2	1.88	0.54
4:A:174:TRP:HB2	16:A:810:CLA:HMC3	1.89	0.54
5:B:5:PHE:N	5:B:20:ARG:HH21	2.06	0.54
13:L:121:PHE:O	13:L:125:ALA:HB2	2.08	0.54
4:A:650:GLN:OE1	4:A:743:ARG:NE	2.40	0.54
5:B:26:ALA:HA	16:B:831:CLA:H43	1.90	0.54
4:A:647:LEU:HD11	19:A:801:CL0:H42	1.90	0.54
4:A:63:GLU:HG2	4:A:184:LEU:HB2	1.89	0.54
4:A:531:VAL:HG13	4:A:534:ILE:HD12	1.88	0.54
4:A:686:GLY:HA3	5:B:566:CYS:HB2	1.89	0.54
4:A:733:ILE:HG21	16:A:827:CLA:HMC2	1.90	0.54
16:B:810:CLA:HAB	16:B:811:CLA:HAA2	1.89	0.54
4:A:431:ASP:OD2	4:A:557:ARG:NH2	2.40	0.53
5:B:401:ASN:OD1	5:B:404:ASN:ND2	2.38	0.53
17:3:215:ZEX:H192	17:3:218:ZEX:H393	1.90	0.53
4:A:55:PHE:HB3	4:A:65:VAL:HG13	1.91	0.53
4:A:192:SER:O	4:A:196:HIS:ND1	2.29	0.53
4:A:200:GLY:HA3	16:A:812:CLA:HBB1	1.91	0.53
16:A:802:CLA:H112	22:J:103:BCR:H19C	1.90	0.53
5:B:40:GLU:HG2	5:B:163:LEU:HB2	1.90	0.53
5:B:517:VAL:HG11	5:B:591:TYR:CG	2.43	0.53
3:3:147:MET:O	3:3:151:GLU:HB2	2.08	0.53
5:B:379:LEU:HD13	16:B:808:CLA:H122	1.91	0.53
1:1:50:ALA:HB2	17:1:614:ZEX:H202	1.90	0.53
4:A:88:TYR:HE2	22:A:843:BCR:HC42	1.74	0.53
5:B:66:PHE:HZ	14:M:7:VAL:HG13	1.72	0.53
5:B:613:TYR:OH	5:B:619:ARG:NH2	2.42	0.53
5:B:695:PRO:O	6:C:81:TYR:OH	2.27	0.53
20:B:843:PQN:H241	22:L:206:BCR:H11C	1.90	0.53
1:1:168:ILE:HG22	17:1:613:ZEX:H171	1.91	0.53
16:A:826:CLA:H143	16:A:833:CLA:H121	1.90	0.53
16:A:826:CLA:H161	16:A:833:CLA:H142	1.91	0.53
5:B:71:GLN:NE2	16:B:809:CLA:O1D	2.41	0.53
16:2:603:CLA:HMC1	16:2:606:CLA:HAB	1.91	0.53
5:B:216:HIS:ND1	5:B:218:ALA:O	2.42	0.53
5:B:615:MET:O	5:B:619:ARG:CB	2.55	0.53
4:A:76:GLN:HB2	16:A:804:CLA:HMB2	1.91	0.52
16:A:824:CLA:HMD2	16:A:824:CLA:H143	1.91	0.52
16:B:832:CLA:HMC3	16:B:839:CLA:HBB1	1.91	0.52

Continued on next page...

Continued from previous page...

Atom-1	Atom-2	Interatomic distance (Å)	Clash overlap (Å)
5:B:700:ILE:HD12	5:B:704:ARG:HH12	1.73	0.52
3:3:132:ASP:OD1	17:3:214:ZEX:O3	2.26	0.52
20:B:843:PQN:H293	22:L:206:BCR:HC8	1.90	0.52
12:K:9:ILE:HD12	12:K:51:VAL:HG13	1.91	0.52
12:K:20:GLY:O	12:K:39:SER:OG	2.27	0.52
5:B:348:GLN:HE21	16:B:828:CLA:HMD2	1.75	0.52
16:B:810:CLA:H121	16:B:829:CLA:H162	1.92	0.52
19:A:801:CL0:C4	16:B:802:CLA:ND	2.73	0.52
5:B:234:SER:H	5:B:251:ALA:HB2	1.73	0.52
4:A:536:ALA:O	4:A:540:HIS:ND1	2.28	0.52
16:B:804:CLA:HMA1	16:B:805:CLA:H202	1.91	0.52
10:I:25:ILE:O	10:I:29:ALA:CB	2.58	0.52
4:A:713:ARG:NH2	8:E:43:VAL:O	2.43	0.52
16:F:802:CLA:HHC	16:F:802:CLA:HBB1	1.92	0.52
5:B:149:LEU:O	5:B:153:LEU:HB2	2.10	0.52
5:B:307:ARG:HE	5:B:315:LYS:HA	1.75	0.52
16:A:818:CLA:HAB	16:A:818:CLA:H121	1.91	0.52
4:A:393:ILE:HD13	16:A:828:CLA:HHC	1.91	0.51
5:B:211:ILE:HD12	5:B:212:MET:HG2	1.92	0.51
6:C:8:TYR:HE2	7:D:120:ILE:HG13	1.74	0.51
16:1:606:CLA:HBB2	17:1:617:ZEX:H193	1.92	0.51
16:3:203:CLA:H2A	16:3:203:CLA:HED3	1.92	0.51
4:A:576:ARG:NH1	7:D:63:GLU:OE1	2.43	0.51
5:B:23:TYR:HH	5:B:699:SER:HG	1.58	0.51
4:A:581:GLN:HE22	5:B:664:SER:HA	1.74	0.51
4:A:596:TYR:CE2	19:A:801:CL0:O2A	2.55	0.51
4:A:485:GLN:O	4:A:488:THR:OG1	2.27	0.51
22:A:847:BCR:H21C	16:B:801:CLA:H93	1.91	0.51
5:B:374:GLN:HE21	5:B:588:VAL:HG11	1.76	0.51
2:2:117:GLU:O	2:2:122:LEU:N	2.44	0.51
4:A:17:VAL:HG21	4:A:181:ALA:HB3	1.91	0.51
4:A:187:PHE:HB3	16:A:824:CLA:H171	1.92	0.51
5:B:531:ILE:HG22	5:B:573:ALA:HA	1.92	0.51
16:B:824:CLA:HAB	16:B:842:CLA:HED1	1.92	0.51
7:D:21:CYS:SG	7:D:22:ALA:N	2.79	0.51
3:3:160:ILE:HA	17:3:218:ZEX:H403	1.93	0.51
4:A:199:ALA:HB2	4:A:305:GLY:HA3	1.91	0.51
16:3:204:CLA:HAC1	16:3:207:CLA:HAB	1.93	0.51
16:3:210:CLA:H2A	16:3:210:CLA:HED3	1.93	0.51
4:A:296:ALA:HA	16:A:816:CLA:HMC3	1.93	0.51
4:A:640:ASN:O	4:A:644:ARG:CB	2.58	0.51

Continued on next page...

Continued from previous page...

Atom-1	Atom-2	Interatomic distance (Å)	Clash overlap (Å)
4:A:708:PRO:HG2	4:A:712:PRO:HD3	1.93	0.51
5:B:436:VAL:HG22	16:B:804:CLA:H12	1.93	0.51
12:K:44:HIS:HD2	22:K:103:BCR:HC8	1.75	0.51
5:B:4:LYS:CG	5:B:13:ALA:HB1	2.40	0.51
2:2:115:ALA:HA	2:2:119:ILE:HD12	1.93	0.50
16:A:836:CLA:H11	16:A:837:CLA:HMD1	1.92	0.50
16:2:601:CLA:HAA2	17:3:201:ZEX:H221	1.93	0.50
4:A:332:GLU:HB3	4:A:421:ASN:HA	1.93	0.50
4:A:368:TYR:HA	4:A:383:GLN:HE21	1.76	0.50
4:A:536:ALA:HB2	16:A:836:CLA:HMA1	1.93	0.50
16:A:816:CLA:C1D	16:A:817:CLA:HBB2	2.41	0.50
4:A:295:LEU:HD11	16:A:814:CLA:HMC1	1.92	0.50
4:A:473:ILE:HG12	13:L:69:ARG:HH12	1.76	0.50
4:A:456:ASP:OD1	5:B:633:TYR:OH	2.20	0.50
4:A:517:ILE:HD13	4:A:520:MET:HE3	1.93	0.50
2:2:148:THR:HB	2:2:153:GLN:HB3	1.94	0.50
16:B:807:CLA:H52	16:B:815:CLA:H61	1.94	0.50
16:A:806:CLA:H142	16:A:806:CLA:H61	1.94	0.50
4:A:9:VAL:HG21	4:A:310:THR:HB	1.93	0.50
16:A:804:CLA:H202	16:A:812:CLA:H8	1.92	0.50
16:A:850:CLA:CGA	16:A:850:CLA:H3A	2.42	0.50
22:B:847:BCR:H24C	22:B:848:BCR:H402	1.93	0.50
13:L:89:LEU:HD22	22:L:206:BCR:H391	1.93	0.50
16:2:604:CLA:HED2	16:2:604:CLA:H2A	1.93	0.50
16:A:808:CLA:HMA1	11:J:26:ILE:HD13	1.94	0.50
5:B:385:PHE:HZ	16:B:827:CLA:HAB	1.76	0.50
16:B:837:CLA:HMB2	16:B:839:CLA:HED1	1.93	0.50
13:L:121:PHE:O	13:L:125:ALA:CB	2.60	0.50
2:2:148:THR:HG22	2:2:150:GLY:H	1.77	0.50
16:3:206:CLA:H2A	16:3:206:CLA:HED2	1.93	0.50
5:B:374:GLN:HE22	16:B:827:CLA:HMD1	1.77	0.50
16:A:839:CLA:H41	16:B:840:CLA:H61	1.94	0.49
5:B:56:ILE:HG21	16:B:808:CLA:HMD2	1.93	0.49
1:1:108:LEU:HD13	9:F:155:LEU:HB3	1.92	0.49
16:1:602:CLA:HMC2	17:1:614:ZEX:H32	1.94	0.49
3:3:24:GLU:HB2	3:3:40:THR:HG21	1.93	0.49
2:2:91:GLN:HG2	2:2:176:PHE:HD1	1.77	0.49
4:A:576:ARG:O	5:B:666:ARG:NH2	2.44	0.49
1:1:55:LEU:HD23	16:1:604:CLA:HMC1	1.95	0.49
3:3:57:ARG:NH1	3:3:151:GLU:OE2	2.45	0.49
12:K:36:LEU:O	12:K:40:MET:HB2	2.12	0.49

Continued on next page...

Continued from previous page...

Atom-1	Atom-2	Interatomic distance (Å)	Clash overlap (Å)
5:B:216:HIS:HB2	5:B:252:ILE:HD11	1.94	0.49
5:B:532:LEU:HD23	5:B:573:ALA:HB1	1.94	0.49
6:C:7:ILE:HG12	6:C:65:ILE:HG12	1.94	0.49
6:C:17:CYS:SG	6:C:18:VAL:N	2.86	0.49
6:C:27:GLU:HG3	7:D:103:PRO:HB3	1.94	0.49
16:1:603:CLA:HAB	17:1:614:ZEX:H35	1.93	0.49
4:A:644:ARG:O	4:A:648:TRP:HB3	2.13	0.49
5:B:5:PHE:HD2	10:I:30:ILE:CG1	2.05	0.49
6:C:3:HIS:HA	6:C:70:GLY:H	1.76	0.49
3:3:63:PHE:CE2	17:3:214:ZEX:H32	2.47	0.49
4:A:149:ILE:HG23	4:A:154:GLN:HB2	1.93	0.49
9:F:144:ILE:HG12	11:J:9:THR:HG22	1.93	0.49
3:3:78:LYS:HG3	16:3:205:CLA:HED2	1.95	0.49
4:A:470:ASP:OD1	4:A:476:GLN:NE2	2.46	0.49
4:A:687:ARG:NH1	4:A:691:GLN:OE1	2.46	0.49
5:B:168:ASN:HB3	16:B:815:CLA:HBC1	1.95	0.49
5:B:351:TYR:HA	5:B:366:GLN:HE21	1.78	0.49
16:B:831:CLA:H171	16:B:841:CLA:HMA2	1.95	0.49
2:2:153:GLN:HA	2:2:156:ARG:HG2	1.95	0.49
4:A:457:THR:O	4:A:461:LEU:N	2.38	0.49
7:D:43:PRO:HD3	7:D:68:LEU:HD12	1.95	0.49
3:3:112:VAL:HG13	3:3:116:ILE:HD12	1.94	0.49
5:B:169:ASN:OD1	16:B:826:CLA:HHD	2.12	0.49
16:B:840:CLA:H152	16:B:841:CLA:H91	1.95	0.49
5:B:336:LEU:HD22	5:B:380:LEU:HD22	1.94	0.48
22:A:847:BCR:H24C	16:B:834:CLA:HMC2	1.93	0.48
4:A:294:HIS:HA	4:A:297:ILE:HD12	1.95	0.48
4:A:496:VAL:N	16:A:834:CLA:O1D	2.46	0.48
4:A:691:GLN:HB3	5:B:544:LEU:HD12	1.95	0.48
16:B:828:CLA:H71	22:B:848:BCR:H15C	1.94	0.48
4:A:359:LEU:HG	16:A:826:CLA:H41	1.95	0.48
16:B:829:CLA:H141	25:B:850:DGD:HAS1	1.96	0.48
3:3:112:VAL:O	3:3:116:ILE:HB	2.14	0.48
4:A:13:VAL:HA	4:A:182:PRO:HA	1.96	0.48
5:B:289:TYR:HA	5:B:297:HIS:H	1.78	0.48
4:A:484:GLN:NE2	4:A:505:ALA:O	2.46	0.48
5:B:351:TYR:O	5:B:505:SER:OG	2.25	0.48
5:B:23:TYR:OH	5:B:699:SER:OG	2.30	0.48
16:B:828:CLA:H2	22:B:848:BCR:H351	1.96	0.48
4:A:437:LEU:HD11	4:A:547:LEU:HD12	1.94	0.48
4:A:642:TRP:NE1	19:A:801:CL0:H51	2.29	0.48

Continued on next page...

Continued from previous page...

Atom-1	Atom-2	Interatomic distance (Å)	Clash overlap (Å)
16:A:818:CLA:HAB	16:A:818:CLA:H8	1.96	0.48
5:B:6:PRO:C	5:B:8:PHE:H	2.17	0.48
5:B:29:HIS:HD2	16:B:807:CLA:HAB	1.79	0.48
4:A:337:LEU:HD23	4:A:340:ILE:HD12	1.94	0.47
19:A:801:CL0:H13	16:B:804:CLA:HMD1	1.96	0.47
16:A:807:CLA:HMC3	16:A:808:CLA:HMD2	1.96	0.47
16:A:831:CLA:H162	16:B:841:CLA:H2	1.94	0.47
5:B:324:LEU:HD22	16:B:826:CLA:HBC2	1.96	0.47
5:B:666:ARG:O	5:B:669:TRP:N	2.47	0.47
13:L:110:SER:OG	13:L:111:VAL:N	2.47	0.47
2:2:43:PRO:HD2	17:2:615:ZEX:H23	1.95	0.47
4:A:536:ALA:HB1	16:A:836:CLA:HMB3	1.96	0.47
16:B:804:CLA:H101	16:B:804:CLA:H41	1.96	0.47
16:B:821:CLA:H93	16:B:826:CLA:H152	1.97	0.47
15:O:82:ARG:NH2	15:O:94:ASP:OD1	2.47	0.47
2:2:117:GLU:HG2	16:2:607:CLA:NB	2.28	0.47
4:A:296:ALA:O	4:A:300:LEU:HB3	2.14	0.47
4:A:592:LEU:HD21	16:A:829:CLA:HBC1	1.96	0.47
19:A:801:CL0:C4	16:B:802:CLA:C4D	2.92	0.47
7:D:33:SER:OG	7:D:54:ASP:OD1	2.31	0.47
10:I:19:PRO:HG3	22:I:101:BCR:H14C	1.95	0.47
12:K:35:GLN:O	12:K:39:SER:CB	2.63	0.47
13:L:57:PHE:CE2	16:L:204:CLA:HBB1	2.50	0.47
2:2:57:GLU:HG2	2:2:125:LEU:HD13	1.97	0.47
16:A:827:CLA:H202	16:B:804:CLA:H152	1.95	0.47
3:3:75:PRO:HB3	17:3:217:ZEX:H393	1.96	0.47
3:3:106:PHE:O	3:3:110:ALA:CB	2.62	0.47
4:A:220:ILE:HD11	4:A:236:PRO:HG3	1.95	0.47
16:B:830:CLA:H3A	16:B:830:CLA:HBA2	1.58	0.47
16:A:802:CLA:H152	16:A:838:CLA:H203	1.95	0.47
5:B:175:HIS:CG	16:B:815:CLA:HMC2	2.50	0.47
16:B:803:CLA:H43	16:B:833:CLA:HED1	1.96	0.47
9:F:161:PRO:O	9:F:165:TRP:HB2	2.14	0.47
12:K:34:THR:O	12:K:38:ALA:HB3	2.15	0.47
2:2:49:VAL:HG13	4:A:179:LYS:HD2	1.96	0.47
3:3:169:GLU:HB2	3:3:174:GLY:HA2	1.96	0.47
5:B:629:LEU:HD12	5:B:725:ALA:HB3	1.96	0.47
5:B:711:PHE:O	5:B:715:TYR:HB2	2.15	0.47
16:B:833:CLA:HBB1	22:F:801:BCR:H323	1.96	0.47
9:F:144:ILE:HA	11:J:9:THR:HA	1.95	0.47
9:F:161:PRO:O	9:F:165:TRP:CB	2.63	0.47

Continued on next page...

Continued from previous page...

Atom-1	Atom-2	Interatomic distance (Å)	Clash overlap (Å)
13:L:87:VAL:O	13:L:91:LEU:HB2	2.15	0.47
13:L:96:TYR:HB2	22:L:206:BCR:H361	1.95	0.47
19:A:801:CL0:H7	19:A:801:CL0:CGD	2.45	0.47
5:B:592:TRP:HB2	16:B:837:CLA:HMC1	1.96	0.47
5:B:724:ILE:O	5:B:728:ALA:HB3	2.15	0.47
16:B:815:CLA:H151	16:B:830:CLA:HMD2	1.97	0.47
16:B:829:CLA:H142	16:B:831:CLA:H192	1.97	0.47
16:B:833:CLA:H201	16:B:838:CLA:H111	1.96	0.47
3:3:108:ILE:HG13	3:3:109:VAL:HG13	1.97	0.47
4:A:314:ILE:HG12	12:K:30:ARG:HH12	1.79	0.47
5:B:190:GLY:HA3	16:B:817:CLA:HAB	1.96	0.47
5:B:405:VAL:HG12	16:B:825:CLA:HMC3	1.97	0.47
7:D:82:LYS:HD3	7:D:96:HIS:HB3	1.96	0.47
7:D:120:ILE:HG23	7:D:123:ASN:HD22	1.79	0.47
15:O:55:SER:HA	15:O:73:THR:HG21	1.95	0.47
15:O:91:PRO:HG2	15:O:93:LEU:HG	1.97	0.47
4:A:601:ILE:HG23	19:A:801:CL0:H55	1.96	0.47
16:B:802:CLA:H201	16:B:811:CLA:H3A	1.97	0.47
4:A:207:LEU:HD12	4:A:298:ALA:HB1	1.97	0.46
4:A:351:ILE:HG12	22:A:845:BCR:H371	1.95	0.46
16:A:822:CLA:H3A	16:A:822:CLA:HBA2	1.59	0.46
16:B:812:CLA:HHC	16:B:812:CLA:HBB1	1.97	0.46
7:D:82:LYS:HD2	7:D:83:ILE:HD12	1.96	0.46
22:J:102:BCR:H12C	22:J:103:BCR:H362	1.96	0.46
12:K:50:ILE:O	12:K:54:LEU:CB	2.63	0.46
1:1:148:LEU:HD13	17:1:615:ZEX:H12	1.97	0.46
4:A:214:ILE:HA	4:A:218:LEU:HD12	1.96	0.46
4:A:399:VAL:HG22	4:A:546:LEU:HD11	1.96	0.46
4:A:670:LEU:HD11	5:B:615:MET:HB2	1.97	0.46
16:A:834:CLA:HMB1	22:A:846:BCR:H291	1.97	0.46
6:C:27:GLU:OE2	6:C:44:ARG:NH2	2.48	0.46
12:K:50:ILE:HG13	16:K:101:CLA:HMC3	1.98	0.46
2:2:93:SER:HA	2:2:97:HIS:HB3	1.96	0.46
4:A:261:PHE:HA	16:K:102:CLA:HBC3	1.98	0.46
4:A:351:ILE:HG12	22:A:845:BCR:H24C	1.97	0.46
4:A:418:ASN:HD21	4:A:423:LEU:HD13	1.80	0.46
4:A:529:PHE:HA	16:A:836:CLA:HED1	1.96	0.46
16:A:825:CLA:HAB	22:A:846:BCR:C7	2.45	0.46
4:A:327:GLY:HA3	21:A:842:LHG:HC32	1.97	0.46
4:A:402:GLY:HA3	4:A:546:LEU:HD22	1.97	0.46
5:B:4:LYS:HB2	5:B:13:ALA:HB2	1.91	0.46

Continued on next page...

Continued from previous page...

Atom-1	Atom-2	Interatomic distance (Å)	Clash overlap (Å)
16:B:818:CLA:CHD	16:B:819:CLA:HBB2	2.46	0.46
16:F:802:CLA:HBC2	11:J:18:LEU:HD21	1.97	0.46
19:A:801:CL0:H36	16:B:802:CLA:ND	2.31	0.46
5:B:219:GLY:HA3	16:B:817:CLA:HMD1	1.98	0.46
13:L:127:GLY:HA3	22:L:207:BCR:H312	1.96	0.46
4:A:322:LEU:HD13	4:A:337:LEU:HB2	1.96	0.46
4:A:585:TRP:NE1	16:A:829:CLA:HMD1	2.30	0.46
16:A:851:CLA:OBD	16:B:832:CLA:H3A	2.16	0.46
16:B:836:CLA:HBA2	16:B:836:CLA:H3A	1.46	0.46
9:F:147:VAL:HA	9:F:150:ALA:HB3	1.97	0.46
4:A:17:VAL:HG12	4:A:18:VAL:HG23	1.97	0.46
4:A:293:HIS:CE1	4:A:297:ILE:HD11	2.51	0.46
4:A:386:LEU:O	4:A:390:HIS:ND1	2.39	0.46
4:A:391:MET:HG3	4:A:599:LEU:HD22	1.98	0.46
4:A:406:ALA:HB1	4:A:584:ALA:HB1	1.97	0.46
4:A:600:SER:HB3	19:A:801:CL0:CED	2.46	0.46
16:A:802:CLA:HBB2	16:A:810:CLA:H121	1.97	0.46
16:A:825:CLA:H3A	16:A:825:CLA:HBA2	1.63	0.46
5:B:303:LEU:HD12	5:B:321:TYR:HB2	1.97	0.46
16:B:829:CLA:CGA	16:B:829:CLA:H3A	2.44	0.46
2:2:134:GLU:O	2:2:136:GLY:N	2.47	0.46
16:3:212:CLA:HBA2	16:3:212:CLA:H3A	1.50	0.46
4:A:454:HIS:NE2	4:A:466:ASP:O	2.43	0.46
5:B:177:LEU:HA	5:B:181:PHE:HD2	1.81	0.46
5:B:339:LEU:HD21	16:B:807:CLA:H51	1.97	0.46
19:A:801:CL0:H9	19:A:801:CL0:H72	1.30	0.46
4:A:137:THR:HG21	4:A:741:LEU:HD22	1.98	0.46
4:A:430:ARG:NH1	4:A:551:LEU:O	2.47	0.46
5:B:508:LEU:HD22	5:B:599:LEU:HD11	1.98	0.46
6:C:16:GLN:O	6:C:20:ALA:HB2	2.15	0.46
16:1:604:CLA:HMA1	17:1:614:ZEX:H173	1.98	0.45
4:A:455:ASN:OD1	4:A:468:PHE:N	2.49	0.45
5:B:19:ARG:NH1	6:C:77:MET:SD	2.73	0.45
5:B:620:ASP:HA	5:B:624:LEU:HD12	1.98	0.45
1:1:75:ALA:HB3	1:1:157:GLU:HG3	1.97	0.45
16:A:805:CLA:HBA2	16:A:805:CLA:HBD	1.97	0.45
16:A:812:CLA:H61	16:A:812:CLA:HMA1	1.98	0.45
5:B:4:LYS:CE	5:B:4:LYS:HA	2.42	0.45
5:B:498:ALA:O	5:B:504:ASN:ND2	2.48	0.45
16:B:825:CLA:H52	16:B:826:CLA:H151	1.97	0.45
6:C:16:GLN:O	6:C:20:ALA:CB	2.65	0.45

Continued on next page...

Continued from previous page...

Atom-1	Atom-2	Interatomic distance (Å)	Clash overlap (Å)
1:1:147:MET:HB3	17:1:614:ZEX:H403	1.97	0.45
3:3:158:ALA:HB2	17:3:214:ZEX:H403	1.97	0.45
4:A:9:VAL:HA	4:A:189:ASN:HD21	1.81	0.45
16:A:802:CLA:H122	16:A:802:CLA:H162	1.70	0.45
16:A:838:CLA:H202	11:J:18:LEU:HD22	1.98	0.45
16:A:852:CLA:HMC2	22:F:801:BCR:H381	1.99	0.45
20:B:843:PQN:H111	20:B:843:PQN:H2M1	1.75	0.45
6:C:8:TYR:CE2	7:D:120:ILE:HG13	2.52	0.45
13:L:69:ARG:HA	13:L:74:LYS:HG2	1.98	0.45
2:2:182:THR:HG22	2:2:184:GLN:H	1.81	0.45
3:3:50:GLU:O	3:3:54:LYS:HB2	2.16	0.45
3:3:116:ILE:HA	3:3:119:VAL:HG12	1.99	0.45
16:A:826:CLA:H162	16:A:826:CLA:H121	1.70	0.45
5:B:124:THR:HG21	5:B:356:TYR:HA	1.98	0.45
5:B:454:GLU:HG2	9:F:94:HIS:HB3	1.98	0.45
5:B:455:PRO:HG3	5:B:514:ASP:HB3	1.99	0.45
1:1:15:LEU:HA	1:1:36:VAL:HG11	1.97	0.45
1:1:49:VAL:HG11	16:1:607:CLA:HMD3	1.97	0.45
16:3:203:CLA:HAB	17:3:215:ZEX:H12	1.98	0.45
4:A:138:SER:HA	16:A:827:CLA:HMA2	1.98	0.45
16:B:811:CLA:H122	16:B:811:CLA:H8	1.80	0.45
16:K:102:CLA:HMB2	22:K:103:BCR:H16C	1.99	0.45
2:2:167:LEU:O	2:2:171:ALA:CB	2.64	0.45
4:A:585:TRP:HE1	16:A:829:CLA:HMD1	1.82	0.45
4:A:687:ARG:NH2	5:B:564:GLY:O	2.41	0.45
19:A:801:CL0:H46	19:A:801:CL0:C5	2.45	0.45
19:A:801:CL0:H13	16:B:804:CLA:OBD	2.17	0.45
5:B:5:PHE:HB3	5:B:6:PRO:CD	2.28	0.45
16:B:840:CLA:H18	16:B:841:CLA:H8	1.97	0.45
1:1:125:ASN:OD1	17:1:613:ZEX:O23	2.26	0.45
4:A:54:ASP:HB3	4:A:57:SER:HB3	1.98	0.45
4:A:594:TRP:HE1	16:A:850:CLA:CHD	2.30	0.45
16:B:812:CLA:H172	13:L:87:VAL:HG21	1.99	0.45
2:2:63:CYS:HB2	2:2:165:GLY:HA3	1.97	0.45
4:A:14:ASP:OD2	4:A:67:ARG:NH2	2.49	0.45
4:A:95:SER:HB2	4:A:141:PHE:HZ	1.82	0.45
16:A:833:CLA:H61	16:A:833:CLA:H41	1.80	0.45
6:C:73:THR:N	6:C:76:SER:OG	2.43	0.45
7:D:85:ARG:HB2	7:D:93:GLN:HB2	1.99	0.45
3:3:70:GLN:NE2	3:3:82:THR:O	2.49	0.45
4:A:111:ALA:HB2	4:A:136:ILE:HD11	1.99	0.45

Continued on next page...

Continued from previous page...

Atom-1	Atom-2	Interatomic distance (Å)	Clash overlap (Å)
5:B:201:ARG:HH12	5:B:236:ASP:HB2	1.82	0.45
16:B:835:CLA:H2	16:B:835:CLA:H61	1.76	0.45
1:1:127:LEU:HD12	17:1:613:ZEX:H382	1.99	0.45
3:3:37:LEU:HD12	17:3:215:ZEX:H21	1.99	0.45
4:A:208:SER:HB2	22:A:843:BCR:H14C	1.99	0.45
16:A:818:CLA:H142	16:A:818:CLA:HBB2	1.99	0.45
16:A:838:CLA:H11	16:B:801:CLA:H202	1.98	0.45
5:B:174:ASN:HD21	5:B:289:TYR:HB2	1.82	0.45
16:F:802:CLA:HBA1	16:F:802:CLA:H3A	1.67	0.45
16:O:204:CLA:HBA2	16:O:204:CLA:H3A	1.85	0.45
2:2:122:LEU:HD12	16:2:607:CLA:HMA1	1.98	0.44
2:2:133:ARG:NH2	2:2:136:GLY:O	2.50	0.44
16:A:829:CLA:H121	21:A:841:LHG:H372	1.99	0.44
5:B:368:ALA:HB1	16:B:829:CLA:HMA1	1.97	0.44
5:B:456:ILE:HD11	9:F:96:ILE:HA	1.99	0.44
16:B:808:CLA:H51	25:B:850:DGD:HB91	1.99	0.44
16:B:810:CLA:H171	16:B:829:CLA:H161	2.00	0.44
2:2:119:ILE:HG22	2:2:120:VAL:HG13	1.98	0.44
4:A:695:GLU:OE1	8:E:45:TYR:OH	2.29	0.44
20:A:840:PQN:H111	22:F:801:BCR:H281	1.99	0.44
16:B:803:CLA:H62	16:B:833:CLA:H42	1.99	0.44
4:A:724:GLY:O	4:A:728:TYR:HB2	2.17	0.44
16:A:850:CLA:HED2	16:A:850:CLA:HBD	1.89	0.44
5:B:5:PHE:CB	5:B:6:PRO:HD3	2.26	0.44
5:B:689:ILE:HD11	22:L:206:BCR:H382	1.99	0.44
16:B:803:CLA:H52	16:B:833:CLA:HAA2	1.99	0.44
7:D:28:TYR:O	7:D:59:LEU:N	2.48	0.44
3:3:153:LYS:NZ	17:3:216:ZEX:O23	2.45	0.44
4:A:426:MET:HA	4:A:429:HIS:CE1	2.52	0.44
4:A:601:ILE:HG23	19:A:801:CL0:C14	2.47	0.44
16:A:831:CLA:C3B	16:A:832:CLA:HMB2	2.48	0.44
16:A:836:CLA:H62	16:A:836:CLA:H41	1.75	0.44
20:A:840:PQN:H191	20:A:840:PQN:H212	1.86	0.44
16:B:801:CLA:H41	16:B:801:CLA:H62	1.80	0.44
3:3:45:ILE:H	3:3:45:ILE:HG13	1.59	0.44
3:3:50:GLU:O	3:3:54:LYS:CB	2.65	0.44
3:3:125:LEU:HD12	3:3:126:PRO:HD2	1.98	0.44
17:3:218:ZEX:H15	17:3:218:ZEX:H201	1.81	0.44
4:A:222:LYS:HD3	4:A:249:LEU:HB3	1.99	0.44
4:A:557:ARG:HD2	5:B:674:GLU:HB3	2.00	0.44
16:A:836:CLA:H141	16:A:836:CLA:H162	1.80	0.44

Continued on next page...

Continued from previous page...

Atom-1	Atom-2	Interatomic distance (Å)	Clash overlap (Å)
7:D:82:LYS:HE3	7:D:95:LEU:H	1.82	0.44
13:L:94:LEU:O	13:L:98:ALA:HB2	2.17	0.44
17:1:614:ZEX:H11	17:1:614:ZEX:H191	1.85	0.44
2:2:170:ILE:HG21	17:3:201:ZEX:H32	2.00	0.44
3:3:36:PRO:HD2	17:3:215:ZEX:H3	2.00	0.44
4:A:190:VAL:HG21	4:A:342:THR:HG22	2.00	0.44
4:A:200:GLY:HA2	16:A:819:CLA:HBC1	1.99	0.44
19:A:801:CL0:H44	19:A:801:CL0:H52	1.59	0.44
9:F:118:THR:HG22	9:F:121:ILE:HD12	2.00	0.44
2:2:55:LEU:HD22	16:2:602:CLA:H43	2.00	0.44
17:2:617:ZEX:H25	17:3:201:ZEX:H31	1.98	0.44
16:A:803:CLA:H42	16:A:810:CLA:HMC2	2.00	0.44
5:B:297:HIS:CE1	16:B:824:CLA:HMD1	2.52	0.44
6:C:11:CYS:HB3	6:C:39:MET:HG3	2.00	0.44
2:2:35:PRO:HD2	2:2:56:ARG:HH12	1.82	0.44
4:A:437:LEU:HD13	4:A:544:LEU:HA	2.00	0.44
16:A:802:CLA:HMB2	21:A:841:LHG:H161	1.99	0.44
16:A:816:CLA:H62	16:A:816:CLA:H41	1.56	0.44
16:A:825:CLA:H51	16:A:835:CLA:H42	2.00	0.44
5:B:152:TRP:CE2	14:M:23:LYS:HE2	2.53	0.44
16:B:827:CLA:HBB1	16:B:839:CLA:HBB	2.00	0.44
12:K:8:THR:HG23	12:K:10:PRO:HD2	1.99	0.44
16:2:601:CLA:H2A	17:3:201:ZEX:H361	2.00	0.44
3:3:30:SER:OG	16:3:203:CLA:O1D	2.30	0.44
16:A:807:CLA:H3A	16:A:807:CLA:HBA2	1.43	0.44
5:B:295:ILE:HG22	16:B:823:CLA:HMD1	1.99	0.44
5:B:544:LEU:O	5:B:562:ARG:NH1	2.51	0.44
5:B:688:LEU:HD21	13:L:36:ILE:HG21	1.99	0.44
16:2:601:CLA:HMA1	17:2:617:ZEX:H221	2.00	0.43
4:A:108:LYS:HB2	4:A:127:VAL:HB	2.00	0.43
4:A:157:VAL:HG11	16:A:815:CLA:HAA2	2.00	0.43
19:A:801:CL0:H34	19:A:801:CL0:H30	2.00	0.43
5:B:281:ILE:HG22	16:B:821:CLA:HMC1	2.00	0.43
7:D:73:ARG:HB2	7:D:78:ILE:HD11	2.00	0.43
22:K:103:BCR:H403	22:K:103:BCR:H371	2.00	0.43
3:3:61:LEU:HD12	16:3:209:CLA:HMC1	2.01	0.43
4:A:91:GLY:O	4:A:95:SER:OG	2.29	0.43
4:A:601:ILE:HD12	19:A:801:CL0:H70	2.00	0.43
4:A:654:VAL:HG21	4:A:739:PHE:HA	2.00	0.43
16:A:839:CLA:H171	16:L:204:CLA:HMC3	1.99	0.43
5:B:643:VAL:HG22	16:B:811:CLA:HAC1	2.00	0.43

Continued on next page...

Continued from previous page...

Atom-1	Atom-2	Interatomic distance (Å)	Clash overlap (Å)
20:B:843:PQN:H112	20:B:843:PQN:H142	1.77	0.43
1:1:155:HIS:CD2	16:1:611:CLA:HAC2	2.53	0.43
2:2:176:PHE:CE1	17:2:617:ZEX:H7	2.54	0.43
16:A:802:CLA:HED3	16:A:852:CLA:H3A	2.00	0.43
5:B:535:GLY:HA3	5:B:573:ALA:HB2	1.99	0.43
16:B:835:CLA:H2	16:B:836:CLA:HMB2	1.99	0.43
19:A:801:CL0:C4	16:B:802:CLA:C1D	2.96	0.43
16:A:823:CLA:HMA1	16:O:201:CLA:HAB	1.99	0.43
5:B:355:PRO:HG3	16:B:820:CLA:HBA1	2.01	0.43
16:B:805:CLA:H152	16:B:805:CLA:H112	1.53	0.43
16:B:828:CLA:H52	22:B:848:BCR:H15C	1.99	0.43
16:B:841:CLA:H202	13:L:88:ILE:HG23	2.01	0.43
22:B:846:BCR:H15C	22:B:846:BCR:H351	1.90	0.43
4:A:439:TRP:NE1	16:A:831:CLA:OBD	2.36	0.43
16:A:817:CLA:H3A	16:A:817:CLA:HBA2	1.46	0.43
5:B:332:LEU:HB2	16:B:807:CLA:HMD3	2.01	0.43
5:B:446:ASN:HD21	9:F:78:ARG:HD2	1.84	0.43
16:B:803:CLA:H171	9:F:125:GLY:HA2	2.00	0.43
16:B:825:CLA:HBC3	22:B:847:BCR:H403	1.99	0.43
11:J:18:LEU:O	11:J:22:ALA:HB2	2.18	0.43
1:1:6:LEU:HA	1:1:7:PRO:HD3	1.89	0.43
4:A:295:LEU:HD23	4:A:295:LEU:HA	1.77	0.43
19:A:801:CL0:C9	19:A:801:CL0:H39	2.46	0.43
16:A:819:CLA:HBA2	16:A:819:CLA:H3A	1.50	0.43
7:D:72:LEU:HD13	7:D:78:ILE:HG21	2.00	0.43
1:1:5:ALA:HB3	1:1:24:GLY:HA3	1.99	0.43
16:A:820:CLA:H42	16:A:833:CLA:H122	2.01	0.43
5:B:4:LYS:HG2	5:B:13:ALA:HB1	2.01	0.43
5:B:180:LEU:O	5:B:184:SER:OG	2.27	0.43
5:B:724:ILE:O	5:B:728:ALA:CB	2.66	0.43
16:B:803:CLA:C1B	16:B:833:CLA:H41	2.48	0.43
16:B:841:CLA:H171	22:L:206:BCR:H351	2.01	0.43
13:L:90:THR:HG21	13:L:122:LEU:HB2	2.01	0.43
4:A:592:LEU:HA	4:A:592:LEU:HD23	1.82	0.43
16:A:804:CLA:H112	16:A:804:CLA:H71	1.82	0.43
16:B:824:CLA:HBC1	16:B:825:CLA:H43	2.01	0.43
16:3:209:CLA:HBB2	17:3:214:ZEX:H14	2.01	0.43
4:A:237:HIS:NE2	16:A:815:CLA:HMD3	2.34	0.43
16:A:834:CLA:H3A	16:A:834:CLA:HBA2	1.56	0.43
16:B:807:CLA:H52	16:B:815:CLA:H2	2.01	0.43
6:C:7:ILE:HG23	6:C:65:ILE:HG12	2.00	0.43

Continued on next page...

Continued from previous page...

Atom-1	Atom-2	Interatomic distance (Å)	Clash overlap (Å)
1:1:108:LEU:HD12	16:1:607:CLA:CGA	2.48	0.43
4:A:31:PHE:HB2	4:A:58:HIS:CD2	2.53	0.43
4:A:596:TYR:OH	19:A:801:CL0:O2D	2.30	0.43
16:B:811:CLA:H72	16:B:829:CLA:H191	2.01	0.43
8:E:57:GLU:H	8:E:57:GLU:HG2	1.65	0.43
4:A:482:TRP:CZ2	4:A:486:ILE:HD11	2.54	0.42
16:A:850:CLA:H141	16:A:850:CLA:H161	1.83	0.42
22:K:103:BCR:H342	22:K:103:BCR:H331	2.01	0.42
22:L:206:BCR:H351	22:L:206:BCR:H15C	1.85	0.42
1:1:118:LYS:HD3	1:1:136:ARG:HH21	1.84	0.42
1:1:118:LYS:HD2	1:1:119:PRO:HD2	2.00	0.42
16:2:602:CLA:H102	16:2:602:CLA:H61	1.75	0.42
3:3:56:GLY:O	3:3:60:MET:HG2	2.20	0.42
3:3:166:TRP:CH2	17:3:218:ZEX:H7	2.55	0.42
16:3:208:CLA:HBA2	16:3:208:CLA:H3A	1.43	0.42
17:3:216:ZEX:H30	17:3:218:ZEX:H362	2.01	0.42
4:A:117:ILE:HG22	4:A:118:VAL:H	1.83	0.42
4:A:665:TYR:O	4:A:669:PHE:HB2	2.19	0.42
5:B:125:ILE:HG23	5:B:191:HIS:NE2	2.34	0.42
4:A:561:ASP:OD1	4:A:561:ASP:N	2.52	0.42
16:A:802:CLA:H192	22:J:102:BCR:H20C	2.02	0.42
16:A:817:CLA:H201	16:A:834:CLA:HMB2	2.01	0.42
5:B:583:ASN:HB2	16:B:804:CLA:HBC2	1.99	0.42
16:B:803:CLA:H51	22:F:801:BCR:H19C	2.01	0.42
16:B:820:CLA:H3A	16:B:820:CLA:HBA2	1.47	0.42
10:I:31:GLU:HG3	13:L:99:VAL:HG13	2.01	0.42
16:1:605:CLA:HMC2	17:1:616:ZEX:H382	2.01	0.42
17:3:201:ZEX:H362	17:3:201:ZEX:H27	1.84	0.42
4:A:53:HIS:CD2	16:A:804:CLA:HBB2	2.54	0.42
4:A:168:LEU:O	4:A:172:ALA:HB2	2.18	0.42
4:A:596:TYR:HH	19:A:801:CL0:CED	2.31	0.42
4:A:674:PHE:HB2	16:B:804:CLA:HAA1	2.01	0.42
5:B:5:PHE:HB2	5:B:20:ARG:HH22	1.71	0.42
5:B:416:VAL:HG13	16:B:839:CLA:HBB2	2.01	0.42
7:D:102:LEU:HA	7:D:103:PRO:HD3	1.93	0.42
15:O:60:ILE:HG13	15:O:61:PRO:HD3	2.00	0.42
1:1:152:GLY:HA3	17:1:613:ZEX:H181	2.01	0.42
2:2:71:LEU:HD22	17:2:614:ZEX:H203	2.02	0.42
2:2:123:PRO:O	2:2:126:ILE:HB	2.19	0.42
4:A:554:ARG:HG3	4:A:563:ALA:HB2	2.01	0.42
16:A:802:CLA:HMD3	9:F:143:ILE:HG23	2.02	0.42

Continued on next page...

Continued from previous page...

Atom-1	Atom-2	Interatomic distance (Å)	Clash overlap (Å)
16:A:827:CLA:H8	16:A:827:CLA:H51	1.85	0.42
16:A:833:CLA:H162	16:A:833:CLA:H141	1.81	0.42
5:B:532:LEU:HD23	5:B:532:LEU:HA	1.90	0.42
5:B:573:ALA:O	5:B:577:ALA:CB	2.66	0.42
13:L:59:ILE:HG13	13:L:132:ALA:HB3	2.01	0.42
16:3:206:CLA:HBA1	16:3:206:CLA:H3A	1.79	0.42
4:A:644:ARG:HB2	5:B:630:ILE:HG13	2.01	0.42
4:A:705:LYS:HE2	9:F:175:ALA:HB2	2.01	0.42
16:A:804:CLA:HBA1	16:A:804:CLA:H3A	1.66	0.42
5:B:43:TYR:HA	5:B:46:ILE:HG12	2.02	0.42
5:B:461:ILE:HD13	16:B:835:CLA:HAB	2.02	0.42
16:B:802:CLA:H3A	16:B:802:CLA:O1A	2.20	0.42
25:B:850:DGD:HA92	25:B:850:DGD:HAW2	1.78	0.42
7:D:72:LEU:HB3	7:D:78:ILE:HG12	2.02	0.42
11:J:30:ARG:HD3	22:J:103:BCR:H312	2.01	0.42
4:A:101:LEU:HD23	4:A:230:PRO:HB3	2.01	0.42
4:A:729:LEU:O	4:A:733:ILE:HB	2.18	0.42
16:A:816:CLA:H143	16:A:816:CLA:H111	1.89	0.42
5:B:198:PRO:HB2	5:B:203:GLN:HB2	2.01	0.42
9:F:44:GLU:HA	9:F:79:PHE:CE2	2.55	0.42
12:K:40:MET:O	12:K:44:HIS:HB2	2.20	0.42
16:B:812:CLA:H62	16:B:812:CLA:H102	1.83	0.42
1:1:109:TYR:CD2	9:F:152:LYS:HA	2.55	0.42
16:2:607:CLA:HBC3	17:2:616:ZEX:H381	2.02	0.42
4:A:483:ILE:HA	4:A:486:ILE:HD12	2.01	0.42
16:A:827:CLA:H93	16:A:827:CLA:H111	1.91	0.42
5:B:38:THR:OG1	5:B:41:ASN:OD1	2.33	0.42
5:B:65:LEU:HD11	22:B:846:BCR:H271	2.02	0.42
5:B:345:LEU:HD22	16:B:820:CLA:H62	2.02	0.42
5:B:525:LEU:HD12	16:B:839:CLA:HED3	2.01	0.42
9:F:110:PRO:HA	9:F:113:LEU:HB3	2.01	0.42
4:A:199:ALA:HB1	16:A:819:CLA:HBC3	2.02	0.42
16:A:818:CLA:HBA2	16:A:818:CLA:H3A	1.53	0.42
16:B:807:CLA:H12	22:B:845:BCR:H24C	2.02	0.42
16:B:809:CLA:HMB3	16:B:810:CLA:H3A	2.01	0.42
3:3:163:LEU:HB2	17:3:218:ZEX:C15	2.50	0.41
4:A:126:ASP:N	4:A:126:ASP:OD1	2.53	0.41
4:A:590:LEU:HD23	4:A:590:LEU:HA	1.79	0.41
4:A:601:ILE:CG2	19:A:801:CL0:H55	2.50	0.41
16:A:826:CLA:H61	16:A:826:CLA:H2	1.60	0.41
5:B:5:PHE:CE2	10:I:30:ILE:HG12	2.49	0.41

Continued on next page...

Continued from previous page...

Atom-1	Atom-2	Interatomic distance (Å)	Clash overlap (Å)
5:B:29:HIS:CD2	16:B:807:CLA:HAB	2.55	0.41
16:B:809:CLA:HAA1	10:I:11:VAL:HG22	2.01	0.41
16:B:828:CLA:H92	16:B:828:CLA:H62	1.83	0.41
9:F:159:LEU:HG	9:F:162:LEU:HG	2.01	0.41
16:J:101:CLA:HMD3	22:J:103:BCR:H333	2.02	0.41
16:2:611:CLA:HMC1	16:2:611:CLA:HAC1	1.84	0.41
4:A:168:LEU:HD22	16:A:809:CLA:HBC1	2.01	0.41
4:A:307:MET:HB3	16:A:821:CLA:HAC2	2.02	0.41
16:A:802:CLA:H8	11:J:15:THR:HG22	2.02	0.41
7:D:51:ASN:HB3	7:D:55:ASN:HB3	2.01	0.41
1:1:54:CYS:HB3	1:1:150:PHE:HB2	2.02	0.41
16:1:610:CLA:HMC2	17:1:613:ZEX:H11	2.02	0.41
4:A:439:TRP:CE2	16:L:201:CLA:HAB	2.55	0.41
4:A:42:THR:HB	16:A:852:CLA:HBB1	2.02	0.41
4:A:230:PRO:HA	4:A:233:ILE:HD12	2.01	0.41
4:A:279:SER:OG	4:A:282:THR:OG1	2.31	0.41
4:A:365:HIS:CD2	16:A:826:CLA:HMD2	2.56	0.41
16:A:810:CLA:H92	16:A:810:CLA:H62	1.85	0.41
5:B:202:GLY:HA3	5:B:245:SER:HB3	2.02	0.41
5:B:457:PHE:CZ	16:F:803:CLA:HAB	2.55	0.41
16:B:801:CLA:H92	16:B:801:CLA:H61	1.87	0.41
16:B:807:CLA:H143	16:B:807:CLA:H161	1.88	0.41
16:B:829:CLA:H2	16:B:829:CLA:H62	1.86	0.41
16:B:840:CLA:H122	22:L:202:BCR:H361	2.02	0.41
1:1:163:MET:HG3	1:1:166:GLU:HB2	2.01	0.41
3:3:58:ILE:O	3:3:62:ALA:CB	2.68	0.41
4:A:445:GLY:HA3	16:A:850:CLA:H11	2.02	0.41
4:A:558:LEU:HD21	4:A:579:THR:HG22	2.03	0.41
5:B:60:TRP:NE1	16:B:829:CLA:OBD	2.53	0.41
5:B:179:GLY:O	5:B:183:VAL:HB	2.21	0.41
1:1:145:LEU:HD13	16:1:609:CLA:HBC1	2.01	0.41
3:3:63:PHE:O	3:3:66:THR:OG1	2.30	0.41
16:3:203:CLA:HAB	17:3:215:ZEX:C12	2.50	0.41
4:A:59:THR:HG22	4:A:61:SER:H	1.86	0.41
4:A:359:LEU:HD22	16:A:818:CLA:H72	2.02	0.41
4:A:430:ARG:NH2	4:A:555:ASN:O	2.40	0.41
16:A:804:CLA:H172	16:A:812:CLA:H51	2.01	0.41
16:A:839:CLA:H121	16:B:840:CLA:H102	2.02	0.41
5:B:271:MET:HA	5:B:274:HIS:HB3	2.03	0.41
16:B:805:CLA:H111	16:B:805:CLA:H72	1.82	0.41
16:B:815:CLA:H192	16:B:815:CLA:H162	1.87	0.41

Continued on next page...

Continued from previous page...

Atom-1	Atom-2	Interatomic distance (Å)	Clash overlap (Å)
22:B:847:BCR:H15C	22:B:847:BCR:H351	1.89	0.41
10:I:10:LEU:HA	10:I:13:THR:HG22	2.02	0.41
16:1:612:CLA:H3A	16:1:612:CLA:HBA1	1.86	0.41
4:A:9:VAL:HG22	4:A:189:ASN:HD21	1.85	0.41
4:A:95:SER:HA	4:A:111:ALA:HA	2.03	0.41
16:A:850:CLA:H121	22:B:849:BCR:H362	2.03	0.41
5:B:65:LEU:O	5:B:69:ALA:HB2	2.20	0.41
5:B:302:ILE:HD12	5:B:302:ILE:HA	1.89	0.41
5:B:532:LEU:O	5:B:536:ALA:CB	2.68	0.41
5:B:652:HIS:HE1	16:B:805:CLA:NA	2.18	0.41
16:B:842:CLA:H8	16:B:842:CLA:H52	1.88	0.41
8:E:53:PHE:HB3	8:E:57:GLU:HG3	2.02	0.41
13:L:89:LEU:HB3	22:L:206:BCR:H401	2.02	0.41
16:1:603:CLA:HMD2	16:1:607:CLA:C1D	2.51	0.41
2:2:125:LEU:HA	2:2:128:SER:HB3	2.02	0.41
3:3:92:VAL:HG22	3:3:96:LEU:HD22	2.01	0.41
4:A:293:HIS:NE2	4:A:297:ILE:HD11	2.35	0.41
16:A:829:CLA:H192	22:A:847:BCR:H341	2.02	0.41
16:A:831:CLA:HBC3	16:A:836:CLA:HMC1	2.03	0.41
16:A:831:CLA:HMA1	22:I:101:BCR:H272	2.02	0.41
21:A:842:LHG:H102	21:A:842:LHG:H131	1.79	0.41
5:B:196:ALA:HB1	5:B:268:LEU:HD13	2.01	0.41
1:1:41:GLU:HG2	1:1:119:PRO:HB3	2.02	0.41
1:1:146:ALA:HB2	17:1:613:ZEX:H202	2.03	0.41
16:2:602:CLA:H62	17:2:615:ZEX:H362	2.03	0.41
4:A:644:ARG:HG3	5:B:630:ILE:HG23	2.02	0.41
4:A:684:PHE:HB2	16:B:801:CLA:HBC1	2.03	0.41
4:A:739:PHE:CD2	19:A:801:CL0:H25	2.56	0.41
19:A:801:CL0:H36	16:B:802:CLA:C1D	2.50	0.41
16:A:818:CLA:H43	16:A:818:CLA:HMB2	2.03	0.41
16:A:836:CLA:HBA2	16:A:836:CLA:H3A	1.81	0.41
5:B:186:LEU:O	5:B:189:THR:OG1	2.32	0.41
5:B:242:PHE:HB2	5:B:263:THR:HG21	2.03	0.41
5:B:385:PHE:CZ	16:B:827:CLA:HAB	2.55	0.41
16:B:805:CLA:H62	16:B:805:CLA:H2	1.85	0.41
16:B:821:CLA:H2A	16:B:821:CLA:HED3	2.03	0.41
16:B:833:CLA:H62	16:B:833:CLA:H2	1.73	0.41
9:F:131:TYR:CZ	9:F:149:MET:HG2	2.56	0.41
4:A:392:TRP:HB3	16:A:827:CLA:HMC3	2.02	0.41
5:B:50:HIS:HD2	16:B:807:CLA:HAA1	1.85	0.41
16:B:801:CLA:H3A	16:B:801:CLA:CGA	2.51	0.41

Continued on next page...

Continued from previous page...

Atom-1	Atom-2	Interatomic distance (Å)	Clash overlap (Å)
16:B:827:CLA:H42	16:B:835:CLA:HBB2	2.03	0.41
16:K:102:CLA:HMC2	22:K:103:BCR:H332	2.03	0.41
3:3:44:PRO:HG3	3:3:119:VAL:HG23	2.03	0.40
4:A:385:SER:HB2	16:A:827:CLA:HMA1	2.02	0.40
22:A:845:BCR:H15C	22:A:845:BCR:H351	1.89	0.40
5:B:147:PHE:HD1	5:B:147:PHE:HA	1.77	0.40
16:B:802:CLA:H72	16:B:802:CLA:H111	1.87	0.40
16:B:832:CLA:HBC1	22:B:847:BCR:H21C	2.02	0.40
16:2:607:CLA:H3A	16:2:607:CLA:HBA1	1.56	0.40
3:3:22:VAL:HG22	3:3:38:MET:HE2	2.02	0.40
4:A:493:ASN:HB3	15:O:67:LEU:HD12	2.03	0.40
5:B:53:HIS:HB2	16:B:807:CLA:HMB2	2.03	0.40
5:B:409:MET:HA	5:B:412:HIS:CE1	2.56	0.40
16:B:816:CLA:C1B	22:B:846:BCR:H19C	2.51	0.40
16:B:833:CLA:H161	16:B:833:CLA:H202	1.84	0.40
7:D:30:MET:HE3	7:D:68:LEU:HD22	2.04	0.40
16:A:818:CLA:H111	16:A:818:CLA:H152	1.88	0.40
5:B:617:TRP:O	5:B:621:TYR:HB3	2.21	0.40
4:A:142:GLN:HB3	4:A:373:TYR:HB3	2.03	0.40
4:A:532:HIS:CG	16:A:836:CLA:HED2	2.56	0.40
16:A:805:CLA:H151	16:A:828:CLA:HBB2	2.03	0.40
16:A:817:CLA:H151	16:A:817:CLA:H111	1.81	0.40
5:B:5:PHE:CB	5:B:6:PRO:CD	2.95	0.40
5:B:577:ALA:O	5:B:581:MET:HB2	2.21	0.40
16:B:835:CLA:HBA1	16:B:835:CLA:H3A	1.94	0.40
1:1:91:ILE:HD12	1:1:91:ILE:HA	2.00	0.40
1:1:158:PHE:HZ	17:1:617:ZEX:H8	1.86	0.40
17:1:613:ZEX:H15	17:1:613:ZEX:H201	1.85	0.40
3:3:37:LEU:HB3	12:K:33:LEU:HD13	2.02	0.40
16:A:820:CLA:HBC3	16:A:826:CLA:H171	2.04	0.40
22:A:843:BCR:H20C	22:A:843:BCR:H361	1.86	0.40
5:B:4:LYS:HB3	5:B:5:PHE:H	1.64	0.40
5:B:454:GLU:OE1	5:B:459:GLN:NE2	2.52	0.40
7:D:72:LEU:HB3	7:D:78:ILE:HG21	2.03	0.40

There are no symmetry-related clashes.

5.3 Torsion angles

5.3.1 Protein backbone

In the following table, the Percentiles column shows the percent Ramachandran outliers of the chain as a percentile score with respect to all PDB entries followed by that with respect to all EM entries.

The Analysed column shows the number of residues for which the backbone conformation was analysed, and the total number of residues.

Mol	Chain	Analysed	Favoured	Allowed	Outliers	Percentiles	
1	1	167/175 (95%)	129 (77%)	37 (22%)	1 (1%)	22	57
2	2	173/199 (87%)	134 (78%)	39 (22%)	0	100	100
3	3	168/188 (89%)	141 (84%)	27 (16%)	0	100	100
4	A	739/748 (99%)	686 (93%)	52 (7%)	1 (0%)	48	80
5	B	729/732 (100%)	663 (91%)	65 (9%)	1 (0%)	48	80
6	C	78/81 (96%)	67 (86%)	11 (14%)	0	100	100
7	D	117/139 (84%)	103 (88%)	14 (12%)	0	100	100
8	E	59/94 (63%)	53 (90%)	6 (10%)	0	100	100
9	F	152/185 (82%)	136 (90%)	16 (10%)	0	100	100
10	I	29/32 (91%)	28 (97%)	1 (3%)	0	100	100
11	J	36/38 (95%)	35 (97%)	1 (3%)	0	100	100
12	K	57/60 (95%)	49 (86%)	8 (14%)	0	100	100
13	L	117/140 (84%)	107 (92%)	10 (8%)	0	100	100
14	M	25/29 (86%)	23 (92%)	2 (8%)	0	100	100
15	O	81/155 (52%)	67 (83%)	14 (17%)	0	100	100
All	All	2727/2995 (91%)	2421 (89%)	303 (11%)	3 (0%)	50	80

All (3) Ramachandran outliers are listed below:

Mol	Chain	Res	Type
1	1	12	PRO
5	B	7	LYS
4	A	526	THR

5.3.2 Protein sidechains [i](#)

In the following table, the Percentiles column shows the percent sidechain outliers of the chain as a percentile score with respect to all PDB entries followed by that with respect to all EM entries.

The Analysed column shows the number of residues for which the sidechain conformation was analysed, and the total number of residues.

Mol	Chain	Analysed	Rotameric	Outliers	Percentiles	
1	1	139/145 (96%)	138 (99%)	1 (1%)	81	86
2	2	142/160 (89%)	141 (99%)	1 (1%)	81	86
3	3	132/148 (89%)	131 (99%)	1 (1%)	79	85
4	A	598/605 (99%)	595 (100%)	3 (0%)	86	90
5	B	598/599 (100%)	596 (100%)	2 (0%)	91	93
6	C	66/67 (98%)	66 (100%)	0	100	100
7	D	101/118 (86%)	101 (100%)	0	100	100
8	E	58/87 (67%)	58 (100%)	0	100	100
9	F	136/162 (84%)	136 (100%)	0	100	100
10	I	26/27 (96%)	26 (100%)	0	100	100
11	J	34/34 (100%)	34 (100%)	0	100	100
12	K	48/49 (98%)	48 (100%)	0	100	100
13	L	94/113 (83%)	93 (99%)	1 (1%)	70	79
14	M	22/23 (96%)	22 (100%)	0	100	100
15	O	64/121 (53%)	63 (98%)	1 (2%)	58	73
All	All	2258/2458 (92%)	2248 (100%)	10 (0%)	88	92

All (10) residues with a non-rotameric sidechain are listed below:

Mol	Chain	Res	Type
1	1	11	LYS
2	2	85	ASN
3	3	78	LYS
4	A	69	ILE
4	A	438	ASN
4	A	576	ARG
5	B	3	THR
5	B	4	LYS
13	L	22	ASN
15	O	82	ARG

Sometimes sidechains can be flipped to improve hydrogen bonding and reduce clashes. All (11) such sidechains are listed below:

Mol	Chain	Res	Type
1	1	79	HIS
2	2	85	ASN
2	2	99	GLN
4	A	189	ASN
4	A	320	GLN
4	A	352	ASN
4	A	484	GLN
5	B	374	GLN
8	E	52	ASN
12	K	44	HIS
13	L	22	ASN

5.3.3 RNA [i](#)

There are no RNA molecules in this entry.

5.4 Non-standard residues in protein, DNA, RNA chains [i](#)

There are no non-standard protein/DNA/RNA residues in this entry.

5.5 Carbohydrates [i](#)

There are no oligosaccharides in this entry.

5.6 Ligand geometry [i](#)

181 ligands are modelled in this entry.

In the following table, the Counts columns list the number of bonds (or angles) for which Mogul statistics could be retrieved, the number of bonds (or angles) that are observed in the model and the number of bonds (or angles) that are defined in the Chemical Component Dictionary. The Link column lists molecule types, if any, to which the group is linked. The Z score for a bond length (or angle) is the number of standard deviations the observed value is removed from the expected value. A bond length (or angle) with $|Z| > 2$ is considered an outlier worth inspection. RMSZ is the root-mean-square of all Z scores of the bond lengths (or angles).

Mol	Type	Chain	Res	Link	Bond lengths			Bond angles		
					Counts	RMSZ	$\# Z > 2$	Counts	RMSZ	$\# Z > 2$
22	BCR	A	849	-	41,41,41	1.19	2 (4%)	56,56,56	1.36	8 (14%)

Mol	Type	Chain	Res	Link	Bond lengths			Bond angles		
					Counts	RMSZ	# Z > 2	Counts	RMSZ	# Z > 2
16	CLA	B	818	-	55,63,73	1.53	8 (14%)	64,101,113	1.60	9 (14%)
16	CLA	1	608	-	60,68,73	1.50	9 (15%)	70,107,113	1.57	9 (12%)
16	CLA	B	835	-	65,73,73	1.42	10 (15%)	76,113,113	1.52	9 (11%)
16	CLA	3	205	-	45,53,73	1.76	9 (20%)	52,89,113	1.77	10 (19%)
22	BCR	I	101	-	41,41,41	1.14	2 (4%)	56,56,56	1.34	7 (12%)
22	BCR	B	844	-	41,41,41	1.05	2 (4%)	56,56,56	1.26	8 (14%)
16	CLA	B	840	-	65,73,73	1.45	10 (15%)	76,113,113	1.53	9 (11%)
17	ZEX	1	617	-	42,43,43	4.93	19 (45%)	55,60,60	5.31	27 (49%)
16	CLA	B	830	-	65,73,73	1.50	9 (13%)	76,113,113	1.52	10 (13%)
16	CLA	O	201	-	52,60,73	1.62	8 (15%)	60,97,113	1.63	9 (15%)
16	CLA	O	202	-	41,49,73	1.84	6 (14%)	47,84,113	1.79	9 (19%)
23	SF4	C	102	-	0,12,12	-	-	-	-	-
16	CLA	1	609	-	41,49,73	1.76	7 (17%)	47,84,113	1.85	8 (17%)
16	CLA	2	604	-	42,50,73	1.70	10 (23%)	48,85,113	1.81	8 (16%)
16	CLA	A	818	-	65,73,73	1.48	11 (16%)	76,113,113	1.58	11 (14%)
16	CLA	A	819	-	45,53,73	1.73	9 (20%)	52,89,113	1.74	7 (13%)
16	CLA	B	836	-	45,53,73	1.78	10 (22%)	52,89,113	1.67	7 (13%)
16	CLA	1	606	-	45,53,73	1.73	10 (22%)	52,89,113	1.70	11 (21%)
16	CLA	B	811	-	65,73,73	1.45	11 (16%)	76,113,113	1.54	12 (15%)
16	CLA	B	833	-	65,73,73	1.51	9 (13%)	76,113,113	1.46	9 (11%)
16	CLA	2	608	-	50,58,73	1.62	9 (18%)	58,95,113	1.77	11 (18%)
16	CLA	A	814	-	42,50,73	1.73	8 (19%)	48,85,113	2.01	8 (16%)
22	BCR	K	103	-	41,41,41	1.14	2 (4%)	56,56,56	1.31	5 (8%)
16	CLA	3	210	-	41,49,73	1.81	6 (14%)	47,84,113	1.80	8 (17%)
16	CLA	B	832	-	45,53,73	1.74	10 (22%)	52,89,113	1.68	9 (17%)
17	ZEX	1	614	-	42,43,43	5.04	19 (45%)	55,60,60	5.49	29 (52%)
16	CLA	2	602	-	65,73,73	1.48	8 (12%)	76,113,113	1.52	7 (9%)
16	CLA	1	605	-	41,50,73	1.84	5 (12%)	46,85,113	1.72	8 (17%)
16	CLA	A	817	-	65,73,73	1.44	11 (16%)	76,113,113	1.53	11 (14%)
16	CLA	3	206	-	45,53,73	1.84	9 (20%)	52,89,113	1.87	12 (23%)
16	CLA	A	804	-	65,73,73	1.51	11 (16%)	76,113,113	1.67	11 (14%)
16	CLA	B	819	-	59,67,73	1.54	10 (16%)	68,105,113	1.60	10 (14%)
16	CLA	3	203	-	63,71,73	1.47	9 (14%)	73,110,113	1.58	9 (12%)
16	CLA	B	838	-	65,73,73	1.52	10 (15%)	76,113,113	1.51	9 (11%)
16	CLA	O	203	-	50,58,73	1.68	6 (12%)	58,95,113	1.59	9 (15%)

Mol	Type	Chain	Res	Link	Bond lengths			Bond angles		
					Counts	RMSZ	# Z > 2	Counts	RMSZ	# Z > 2
16	CLA	B	827	-	65,73,73	1.43	10 (15%)	76,113,113	1.52	11 (14%)
16	CLA	A	851	-	43,51,73	1.77	9 (20%)	49,86,113	1.81	8 (16%)
16	CLA	L	203	-	57,65,73	1.54	7 (12%)	66,103,113	1.54	8 (12%)
21	LHG	A	842	-	39,39,48	0.75	1 (2%)	42,45,54	1.30	6 (14%)
16	CLA	A	824	-	65,73,73	1.49	10 (15%)	76,113,113	1.55	13 (17%)
16	CLA	A	828	-	65,73,73	1.53	10 (15%)	76,113,113	1.58	13 (17%)
16	CLA	B	812	-	65,73,73	1.46	9 (13%)	76,113,113	1.49	8 (10%)
16	CLA	1	607	-	45,53,73	1.71	8 (17%)	52,89,113	1.78	9 (17%)
16	CLA	L	205	-	50,58,73	1.64	9 (18%)	58,95,113	1.70	10 (17%)
22	BCR	A	846	-	41,41,41	1.27	2 (4%)	56,56,56	1.33	7 (12%)
16	CLA	B	820	-	60,68,73	1.47	11 (18%)	70,107,113	1.68	11 (15%)
19	CL0	A	801	-	65,73,73	2.87	20 (30%)	76,113,113	3.27	39 (51%)
16	CLA	1	612	-	45,53,73	1.73	7 (15%)	52,89,113	1.67	8 (15%)
16	CLA	B	826	-	65,73,73	1.49	10 (15%)	76,113,113	1.51	10 (13%)
16	CLA	A	823	-	55,63,73	1.55	10 (18%)	64,101,113	1.67	8 (12%)
16	CLA	1	603	-	45,53,73	1.76	10 (22%)	52,89,113	1.61	8 (15%)
16	CLA	1	601	-	48,56,73	1.68	9 (18%)	55,92,113	2.08	12 (21%)
16	CLA	1	610	-	45,53,73	1.76	9 (20%)	52,89,113	1.76	9 (17%)
16	CLA	B	829	-	65,73,73	1.42	10 (15%)	76,113,113	1.48	11 (14%)
26	3XQ	J	104	-	24,24,24	0.58	1 (4%)	25,25,25	1.12	1 (4%)
16	CLA	B	837	-	60,68,73	1.55	11 (18%)	70,107,113	1.63	13 (18%)
16	CLA	A	827	-	65,73,73	1.47	10 (15%)	76,113,113	1.63	11 (14%)
17	ZEX	2	617	-	42,43,43	4.87	19 (45%)	55,60,60	5.24	30 (54%)
22	BCR	B	848	-	41,41,41	1.20	2 (4%)	56,56,56	1.53	10 (17%)
16	CLA	B	823	-	46,54,73	1.70	8 (17%)	53,90,113	1.64	7 (13%)
24	BGC	A	853	18	11,11,12	1.60	3 (27%)	15,15,17	1.00	0
17	ZEX	2	614	-	42,43,43	4.96	19 (45%)	55,60,60	5.27	34 (61%)
16	CLA	A	835	-	51,59,73	1.56	9 (17%)	59,96,113	1.82	11 (18%)
20	PQN	B	843	-	34,34,34	2.79	10 (29%)	42,45,45	2.16	5 (11%)
16	CLA	B	813	-	54,62,73	1.66	7 (12%)	67,100,113	1.59	11 (16%)
16	CLA	A	834	-	45,53,73	1.76	9 (20%)	52,89,113	1.82	9 (17%)
16	CLA	B	807	-	65,73,73	1.43	10 (15%)	76,113,113	1.60	11 (14%)
17	ZEX	1	616	-	42,43,43	5.08	19 (45%)	55,60,60	5.13	28 (50%)
16	CLA	3	212	-	46,54,73	1.70	7 (15%)	53,90,113	1.65	7 (13%)
16	CLA	A	830	-	50,58,73	1.67	10 (20%)	58,95,113	1.52	10 (17%)

Mol	Type	Chain	Res	Link	Bond lengths			Bond angles		
					Counts	RMSZ	# Z > 2	Counts	RMSZ	# Z > 2
16	CLA	F	802	-	45,53,73	1.76	9 (20%)	52,89,113	1.72	11 (21%)
22	BCR	A	847	-	41,41,41	1.31	3 (7%)	56,56,56	1.29	7 (12%)
16	CLA	A	829	-	65,73,73	1.61	13 (20%)	76,113,113	1.84	22 (28%)
16	CLA	2	605	-	45,53,73	1.71	9 (20%)	52,89,113	1.86	9 (17%)
16	CLA	A	837	-	65,73,73	1.39	8 (12%)	76,113,113	1.52	9 (11%)
16	CLA	A	811	-	54,62,73	1.55	9 (16%)	62,99,113	1.56	9 (14%)
16	CLA	B	821	-	65,73,73	1.48	10 (15%)	76,113,113	1.45	8 (10%)
16	CLA	A	833	-	65,73,73	1.44	9 (13%)	76,113,113	1.57	11 (14%)
16	CLA	B	809	-	65,73,73	1.42	10 (15%)	76,113,113	1.46	10 (13%)
16	CLA	B	808	-	65,73,73	1.48	11 (16%)	76,113,113	1.48	11 (14%)
16	CLA	A	813	-	45,53,73	1.66	8 (17%)	52,89,113	1.81	10 (19%)
16	CLA	B	822	-	45,53,73	1.75	10 (22%)	52,89,113	1.72	8 (15%)
23	SF4	A	848	-	0,12,12	-	-	-	-	-
16	CLA	B	810	-	65,73,73	1.44	10 (15%)	76,113,113	1.67	11 (14%)
22	BCR	J	102	-	41,41,41	1.23	4 (9%)	56,56,56	1.34	7 (12%)
16	CLA	A	852	-	61,69,73	1.45	11 (18%)	71,108,113	1.58	9 (12%)
16	CLA	A	831	-	65,73,73	1.44	10 (15%)	76,113,113	1.55	10 (13%)
21	LHG	A	841	-	48,48,48	0.69	1 (2%)	51,54,54	1.28	6 (11%)
16	CLA	B	831	-	65,73,73	1.51	10 (15%)	76,113,113	1.85	15 (19%)
16	CLA	B	842	-	65,73,73	1.43	7 (10%)	76,113,113	1.41	7 (9%)
23	SF4	C	101	-	0,12,12	-	-	-	-	-
16	CLA	O	204	-	45,53,73	1.76	7 (15%)	52,89,113	1.60	8 (15%)
16	CLA	3	211	-	42,50,73	1.76	6 (14%)	48,85,113	1.75	8 (16%)
16	CLA	A	809	-	55,63,73	1.57	9 (16%)	64,101,113	1.55	8 (12%)
16	CLA	J	101	-	42,50,73	1.75	10 (23%)	48,85,113	1.70	9 (18%)
17	ZEX	3	201	-	42,43,43	5.24	19 (45%)	55,60,60	5.24	28 (50%)
16	CLA	A	810	-	65,73,73	1.44	10 (15%)	76,113,113	1.57	11 (14%)
16	CLA	A	839	-	65,73,73	1.43	11 (16%)	76,113,113	1.61	9 (11%)
16	CLA	2	612	-	45,53,73	1.74	10 (22%)	52,89,113	1.70	8 (15%)
16	CLA	B	824	-	43,51,73	1.76	10 (23%)	49,86,113	1.70	8 (16%)
16	CLA	1	611	-	45,53,73	1.70	8 (17%)	52,89,113	1.73	8 (15%)
16	CLA	B	805	-	65,73,73	1.53	10 (15%)	76,113,113	1.87	14 (18%)
16	CLA	2	603	-	45,53,73	1.73	10 (22%)	52,89,113	1.71	8 (15%)
16	CLA	A	812	-	65,73,73	1.43	10 (15%)	76,113,113	1.54	10 (13%)
16	CLA	2	610	-	42,50,73	1.79	9 (21%)	48,85,113	1.77	8 (16%)

Mol	Type	Chain	Res	Link	Bond lengths			Bond angles		
					Counts	RMSZ	# Z > 2	Counts	RMSZ	# Z > 2
16	CLA	1	604	-	45,53,73	1.64	8 (17%)	52,89,113	1.86	8 (15%)
16	CLA	K	102	-	42,50,73	1.79	9 (21%)	48,85,113	1.75	7 (14%)
17	ZEX	2	616	-	42,43,43	5.14	20 (47%)	55,60,60	5.01	29 (52%)
16	CLA	3	213	-	51,59,73	1.64	7 (13%)	59,96,113	1.60	8 (13%)
16	CLA	L	204	-	65,73,73	1.42	10 (15%)	76,113,113	1.46	8 (10%)
22	BCR	L	207	-	41,41,41	1.09	2 (4%)	56,56,56	1.17	5 (8%)
17	ZEX	3	216	-	42,43,43	5.10	19 (45%)	55,60,60	5.10	30 (54%)
16	CLA	B	803	-	65,73,73	1.42	10 (15%)	76,113,113	1.59	11 (14%)
16	CLA	2	611	-	45,53,73	1.71	9 (20%)	52,89,113	1.85	10 (19%)
16	CLA	B	802	-	65,73,73	1.57	10 (15%)	76,113,113	1.60	17 (22%)
16	CLA	2	606	-	45,53,73	1.72	9 (20%)	52,89,113	1.69	9 (17%)
16	CLA	A	836	-	65,73,73	1.46	10 (15%)	76,113,113	1.58	11 (14%)
25	DGD	B	850	-	67,67,67	0.98	4 (5%)	81,81,81	1.51	13 (16%)
16	CLA	A	805	-	65,73,73	1.45	10 (15%)	76,113,113	1.66	10 (13%)
16	CLA	B	834	-	58,66,73	1.54	11 (18%)	67,104,113	1.59	10 (14%)
17	ZEX	3	217	-	42,43,43	5.10	19 (45%)	55,60,60	4.92	29 (52%)
22	BCR	J	103	-	41,41,41	1.27	3 (7%)	56,56,56	1.29	5 (8%)
17	ZEX	1	613	-	42,43,43	5.00	18 (42%)	55,60,60	5.30	32 (58%)
16	CLA	A	807	4	65,73,73	1.39	10 (15%)	76,113,113	1.53	10 (13%)
16	CLA	K	101	-	45,53,73	1.72	10 (22%)	52,89,113	1.72	7 (13%)
17	ZEX	2	615	-	42,43,43	4.82	18 (42%)	55,60,60	5.28	30 (54%)
17	ZEX	3	218	-	42,43,43	5.46	20 (47%)	55,60,60	4.43	32 (58%)
20	PQN	A	840	-	34,34,34	2.79	10 (29%)	42,45,45	2.16	6 (14%)
22	BCR	F	801	-	41,41,41	1.26	3 (7%)	56,56,56	1.47	8 (14%)
16	CLA	A	820	-	65,73,73	1.49	10 (15%)	76,113,113	1.60	9 (11%)
22	BCR	B	846	-	41,41,41	1.11	2 (4%)	56,56,56	1.31	8 (14%)
16	CLA	A	850	-	65,73,73	1.48	11 (16%)	76,113,113	2.15	17 (22%)
22	BCR	L	202	-	41,41,41	1.24	2 (4%)	56,56,56	1.34	6 (10%)
16	CLA	B	816	-	45,53,73	1.70	9 (20%)	52,89,113	1.69	8 (15%)
22	BCR	B	845	-	41,41,41	1.11	2 (4%)	56,56,56	1.26	6 (10%)
16	CLA	A	821	-	49,57,73	1.62	9 (18%)	55,93,113	1.72	9 (16%)
16	CLA	3	209	-	52,60,73	1.58	6 (11%)	60,97,113	1.70	8 (13%)
16	CLA	A	808	4	65,73,73	1.50	10 (15%)	76,113,113	1.63	12 (15%)
16	CLA	A	822	-	51,59,73	1.67	9 (17%)	59,96,113	1.57	7 (11%)
16	CLA	2	607	-	45,53,73	1.72	10 (22%)	52,89,113	1.61	11 (21%)

Mol	Type	Chain	Res	Link	Bond lengths			Bond angles		
					Counts	RMSZ	# Z > 2	Counts	RMSZ	# Z > 2
22	BCR	A	844	-	41,41,41	1.18	2 (4%)	56,56,56	1.43	9 (16%)
16	CLA	3	207	-	45,53,73	1.73	9 (20%)	52,89,113	1.71	7 (13%)
16	CLA	B	801	-	65,73,73	1.46	12 (18%)	76,113,113	2.01	15 (19%)
16	CLA	F	803	-	41,49,73	1.80	8 (19%)	47,84,113	1.76	7 (14%)
16	CLA	B	815	-	65,73,73	1.42	10 (15%)	76,113,113	1.53	11 (14%)
22	BCR	F	804	-	41,41,41	1.13	2 (4%)	56,56,56	1.41	11 (19%)
16	CLA	B	828	-	65,73,73	1.47	10 (15%)	76,113,113	1.49	9 (11%)
16	CLA	A	826	-	65,73,73	1.45	10 (15%)	76,113,113	1.56	10 (13%)
16	CLA	2	613	-	45,53,73	1.75	7 (15%)	52,89,113	1.68	7 (13%)
16	CLA	A	816	-	62,70,73	1.47	10 (16%)	72,109,113	1.53	9 (12%)
22	BCR	B	847	-	41,41,41	1.15	2 (4%)	56,56,56	1.32	7 (12%)
22	BCR	A	845	-	41,41,41	1.27	3 (7%)	56,56,56	1.43	8 (14%)
22	BCR	A	843	-	41,41,41	1.15	2 (4%)	56,56,56	1.30	6 (10%)
16	CLA	B	825	-	55,63,73	1.59	10 (18%)	64,101,113	1.53	9 (14%)
16	CLA	B	806	-	45,53,73	1.72	9 (20%)	52,89,113	1.80	8 (15%)
16	CLA	B	817	-	42,50,73	1.77	9 (21%)	48,85,113	1.75	8 (16%)
16	CLA	A	832	-	65,73,73	1.42	11 (16%)	76,113,113	1.64	12 (15%)
16	CLA	B	839	-	47,55,73	1.64	9 (19%)	54,91,113	1.73	9 (16%)
17	ZEX	3	215	-	42,43,43	5.04	19 (45%)	55,60,60	5.26	30 (54%)
17	ZEX	3	214	-	42,43,43	5.09	19 (45%)	55,60,60	5.14	32 (58%)
16	CLA	A	815	-	45,53,73	1.72	9 (20%)	52,89,113	1.84	10 (19%)
17	ZEX	1	615	-	42,43,43	5.00	19 (45%)	55,60,60	5.04	29 (52%)
16	CLA	2	609	-	41,49,73	1.76	6 (14%)	47,84,113	1.87	7 (14%)
16	CLA	3	202	-	45,53,73	1.74	7 (15%)	52,89,113	1.72	10 (19%)
16	CLA	3	204	-	45,53,73	1.73	9 (20%)	52,89,113	1.76	8 (15%)
22	BCR	B	849	-	41,41,41	1.24	3 (7%)	56,56,56	1.51	9 (16%)
16	CLA	B	841	-	65,73,73	1.49	11 (16%)	76,113,113	1.49	7 (9%)
16	CLA	B	804	-	65,73,73	1.51	10 (15%)	76,113,113	1.61	14 (18%)
16	CLA	A	803	-	55,63,73	1.54	10 (18%)	64,101,113	1.77	9 (14%)
16	CLA	1	602	-	59,67,73	1.44	8 (13%)	68,105,113	1.63	7 (10%)
16	CLA	A	825	-	55,63,73	1.57	10 (18%)	64,101,113	1.70	11 (17%)
16	CLA	A	802	-	65,73,73	1.46	9 (13%)	76,113,113	1.65	9 (11%)
16	CLA	A	806	-	65,73,73	1.49	10 (15%)	76,113,113	1.69	15 (19%)
22	BCR	L	206	-	41,41,41	1.13	2 (4%)	56,56,56	1.49	10 (17%)
16	CLA	L	201	-	56,64,73	1.53	10 (17%)	65,102,113	1.52	7 (10%)

Mol	Type	Chain	Res	Link	Bond lengths			Bond angles		
					Counts	RMSZ	# Z > 2	Counts	RMSZ	# Z > 2
16	CLA	B	814	-	55,63,73	1.53	8 (14%)	64,101,113	1.72	7 (10%)
16	CLA	2	601	-	45,53,73	1.75	10 (22%)	52,89,113	1.79	9 (17%)
16	CLA	3	208	-	45,53,73	1.78	8 (17%)	52,89,113	1.64	8 (15%)
18	1DO	3	219	24	12,12,12	0.23	0	11,11,11	0.83	0
16	CLA	A	838	-	65,73,73	1.43	10 (15%)	76,113,113	1.56	9 (11%)

In the following table, the Chirals column lists the number of chiral outliers, the number of chiral centers analysed, the number of these observed in the model and the number defined in the Chemical Component Dictionary. Similar counts are reported in the Torsion and Rings columns. '-' means no outliers of that kind were identified.

Mol	Type	Chain	Res	Link	Chirals	Torsions	Rings
22	BCR	A	849	-	-	17/29/63/63	0/2/2/2
16	CLA	B	818	-	1/1/13/20	15/25/103/115	-
16	CLA	1	608	-	1/1/14/20	9/31/109/115	-
16	CLA	B	835	-	1/1/15/20	15/37/115/115	-
16	CLA	3	205	-	1/1/11/20	6/13/91/115	-
22	BCR	I	101	-	-	18/29/63/63	0/2/2/2
22	BCR	B	844	-	-	13/29/63/63	0/2/2/2
16	CLA	B	840	-	1/1/15/20	13/37/115/115	-
17	ZEX	1	617	-	-	17/29/67/67	0/2/2/2
16	CLA	B	830	-	1/1/15/20	15/37/115/115	-
16	CLA	O	201	-	1/1/12/20	8/22/100/115	-
16	CLA	O	202	-	1/1/10/20	3/8/86/115	-
23	SF4	C	102	-	-	-	0/6/5/5
16	CLA	1	609	-	1/1/10/20	0/8/86/115	-
16	CLA	2	604	-	1/1/10/20	4/10/88/115	-
16	CLA	A	818	-	1/1/15/20	15/37/115/115	-
16	CLA	A	819	-	1/1/11/20	9/13/91/115	-
16	CLA	B	836	-	1/1/11/20	9/13/91/115	-
16	CLA	1	606	-	1/1/11/20	6/13/91/115	-
16	CLA	B	811	-	1/1/15/20	13/37/115/115	-
16	CLA	B	833	-	1/1/15/20	21/37/115/115	-
16	CLA	2	608	-	1/1/12/20	8/19/97/115	-
16	CLA	A	814	-	1/1/10/20	5/10/88/115	-
22	BCR	K	103	-	-	18/29/63/63	0/2/2/2

Continued on next page...

Continued from previous page...

Mol	Type	Chain	Res	Link	Chirals	Torsions	Rings
16	CLA	3	210	-	1/1/10/20	4/8/86/115	-
16	CLA	B	832	-	1/1/11/20	4/13/91/115	-
17	ZEX	1	614	-	-	17/29/67/67	0/2/2/2
16	CLA	2	602	-	1/1/15/20	11/37/115/115	-
16	CLA	1	605	-	1/1/10/20	4/9/87/115	-
16	CLA	A	817	-	1/1/15/20	12/37/115/115	-
16	CLA	3	206	-	1/1/11/20	6/13/91/115	-
16	CLA	A	804	-	1/1/15/20	5/37/115/115	-
16	CLA	B	819	-	1/1/13/20	13/30/108/115	-
16	CLA	3	203	-	1/1/14/20	19/35/113/115	-
16	CLA	B	838	-	1/1/15/20	8/37/115/115	-
16	CLA	O	203	-	1/1/12/20	6/19/97/115	-
16	CLA	B	827	-	1/1/15/20	10/37/115/115	-
16	CLA	A	851	-	1/1/10/20	2/11/89/115	-
16	CLA	L	203	-	1/1/13/20	15/28/106/115	-
21	LHG	A	842	-	-	19/44/44/53	-
16	CLA	A	824	-	1/1/15/20	12/37/115/115	-
16	CLA	A	828	-	1/1/15/20	19/37/115/115	-
16	CLA	B	812	-	1/1/15/20	16/37/115/115	-
16	CLA	1	607	-	1/1/11/20	7/13/91/115	-
16	CLA	L	205	-	1/1/12/20	6/19/97/115	-
22	BCR	A	846	-	-	16/29/63/63	0/2/2/2
16	CLA	B	820	-	1/1/14/20	11/31/109/115	-
19	CL0	A	801	-	3/3/20/25	11/37/135/135	-
16	CLA	1	612	-	1/1/11/20	4/13/91/115	-
16	CLA	B	826	-	1/1/15/20	10/37/115/115	-
16	CLA	A	823	-	1/1/13/20	7/25/103/115	-
16	CLA	1	603	-	1/1/11/20	7/13/91/115	-
16	CLA	1	601	-	1/1/11/20	6/17/95/115	-
16	CLA	1	610	-	1/1/11/20	4/13/91/115	-
16	CLA	B	829	-	1/1/15/20	20/37/115/115	-
26	3XQ	J	104	-	-	14/24/24/24	-
16	CLA	B	837	-	1/1/14/20	16/31/109/115	-
16	CLA	A	827	-	1/1/15/20	12/37/115/115	-

Continued on next page...

Continued from previous page...

Mol	Type	Chain	Res	Link	Chirals	Torsions	Rings
17	ZEX	2	617	-	-	19/29/67/67	0/2/2/2
22	BCR	B	848	-	-	23/29/63/63	0/2/2/2
16	CLA	B	823	-	1/1/11/20	6/15/93/115	-
24	BGC	A	853	18	-	2/2/19/22	0/1/1/1
17	ZEX	2	614	-	-	17/29/67/67	0/2/2/2
16	CLA	A	835	-	1/1/12/20	9/21/99/115	-
20	PQN	B	843	-	-	7/23/43/43	0/2/2/2
16	CLA	B	813	-	1/1/13/20	6/25/101/115	-
16	CLA	A	834	-	1/1/11/20	6/13/91/115	-
16	CLA	B	807	-	1/1/15/20	14/37/115/115	-
17	ZEX	1	616	-	-	18/29/67/67	0/2/2/2
16	CLA	3	212	-	1/1/11/20	8/15/93/115	-
16	CLA	A	830	-	1/1/12/20	4/19/97/115	-
16	CLA	F	802	-	1/1/11/20	4/13/91/115	-
22	BCR	A	847	-	-	18/29/63/63	0/2/2/2
16	CLA	A	829	-	1/1/15/20	10/37/115/115	-
16	CLA	2	605	-	1/1/11/20	5/13/91/115	-
16	CLA	A	837	-	1/1/15/20	13/37/115/115	-
16	CLA	A	811	-	1/1/12/20	6/24/102/115	-
16	CLA	B	821	-	1/1/15/20	13/37/115/115	-
16	CLA	A	833	-	1/1/15/20	9/37/115/115	-
16	CLA	B	809	-	1/1/15/20	15/37/115/115	-
16	CLA	B	808	-	1/1/15/20	16/37/115/115	-
16	CLA	A	813	-	1/1/11/20	8/13/91/115	-
16	CLA	B	822	-	1/1/11/20	5/13/91/115	-
23	SF4	A	848	-	-	-	0/6/5/5
16	CLA	B	810	-	1/1/15/20	8/37/115/115	-
22	BCR	J	102	-	-	16/29/63/63	0/2/2/2
16	CLA	A	852	-	1/1/14/20	13/33/111/115	-
16	CLA	A	831	-	1/1/15/20	18/37/115/115	-
21	LHG	A	841	-	-	27/53/53/53	-
16	CLA	B	831	-	1/1/15/20	14/37/115/115	-
16	CLA	B	842	-	1/1/15/20	12/37/115/115	-
23	SF4	C	101	-	-	-	0/6/5/5

Continued on next page...

Continued from previous page...

Mol	Type	Chain	Res	Link	Chirals	Torsions	Rings
16	CLA	O	204	-	1/1/11/20	4/13/91/115	-
16	CLA	3	211	-	1/1/10/20	0/10/88/115	-
16	CLA	A	809	-	1/1/13/20	6/25/103/115	-
16	CLA	J	101	-	1/1/10/20	7/10/88/115	-
17	ZEX	3	201	-	-	18/29/67/67	0/2/2/2
16	CLA	A	810	-	1/1/15/20	16/37/115/115	-
16	CLA	A	839	-	1/1/15/20	21/37/115/115	-
16	CLA	2	612	-	1/1/11/20	7/13/91/115	-
16	CLA	B	824	-	1/1/10/20	4/11/89/115	-
16	CLA	1	611	-	1/1/11/20	8/13/91/115	-
16	CLA	B	805	-	1/1/15/20	17/37/115/115	-
16	CLA	2	603	-	1/1/11/20	4/13/91/115	-
16	CLA	A	812	-	1/1/15/20	9/37/115/115	-
16	CLA	2	610	-	1/1/10/20	6/10/88/115	-
16	CLA	1	604	-	1/1/11/20	7/13/91/115	-
16	CLA	K	102	-	1/1/10/20	3/10/88/115	-
17	ZEX	2	616	-	-	20/29/67/67	0/2/2/2
16	CLA	3	213	-	1/1/12/20	7/21/99/115	-
16	CLA	L	204	-	1/1/15/20	17/37/115/115	-
22	BCR	L	207	-	-	16/29/63/63	0/2/2/2
17	ZEX	3	216	-	-	15/29/67/67	0/2/2/2
16	CLA	B	803	-	1/1/15/20	16/37/115/115	-
16	CLA	2	611	-	1/1/11/20	6/13/91/115	-
16	CLA	B	802	-	1/1/15/20	11/37/115/115	-
16	CLA	2	606	-	1/1/11/20	5/13/91/115	-
16	CLA	A	836	-	1/1/15/20	15/37/115/115	-
25	DGD	B	850	-	-	31/55/95/95	0/2/2/2
16	CLA	A	805	-	1/1/15/20	18/37/115/115	-
16	CLA	B	834	-	1/1/13/20	8/29/107/115	-
17	ZEX	3	217	-	-	17/29/67/67	0/2/2/2
22	BCR	J	103	-	-	15/29/63/63	0/2/2/2
17	ZEX	1	613	-	-	18/29/67/67	0/2/2/2
16	CLA	A	807	4	1/1/15/20	13/37/115/115	-
16	CLA	K	101	-	1/1/11/20	4/13/91/115	-

Continued on next page...

Continued from previous page...

Mol	Type	Chain	Res	Link	Chirals	Torsions	Rings
17	ZEX	2	615	-	-	20/29/67/67	0/2/2/2
17	ZEX	3	218	-	-	17/29/67/67	0/2/2/2
20	PQN	A	840	-	-	9/23/43/43	0/2/2/2
22	BCR	F	801	-	-	17/29/63/63	0/2/2/2
16	CLA	A	820	-	1/1/15/20	15/37/115/115	-
22	BCR	B	846	-	-	20/29/63/63	0/2/2/2
16	CLA	A	850	-	1/1/15/20	11/37/115/115	-
22	BCR	L	202	-	-	20/29/63/63	0/2/2/2
16	CLA	B	816	-	1/1/11/20	4/13/91/115	-
22	BCR	B	845	-	-	11/29/63/63	0/2/2/2
16	CLA	A	821	-	1/1/11/20	6/18/96/115	-
16	CLA	3	209	-	1/1/12/20	6/22/100/115	-
16	CLA	A	808	4	1/1/15/20	19/37/115/115	-
16	CLA	A	822	-	1/1/12/20	11/21/99/115	-
16	CLA	2	607	-	1/1/11/20	7/13/91/115	-
22	BCR	A	844	-	-	17/29/63/63	0/2/2/2
16	CLA	3	207	-	1/1/11/20	4/13/91/115	-
16	CLA	B	801	-	1/1/15/20	15/37/115/115	-
16	CLA	F	803	-	1/1/10/20	3/8/86/115	-
16	CLA	B	815	-	1/1/15/20	21/37/115/115	-
22	BCR	F	804	-	-	19/29/63/63	0/2/2/2
16	CLA	B	828	-	1/1/15/20	12/37/115/115	-
16	CLA	A	826	-	1/1/15/20	10/37/115/115	-
16	CLA	2	613	-	1/1/11/20	1/13/91/115	-
16	CLA	A	816	-	1/1/14/20	11/34/112/115	-
22	BCR	B	847	-	-	18/29/63/63	0/2/2/2
22	BCR	A	845	-	-	18/29/63/63	0/2/2/2
22	BCR	A	843	-	-	13/29/63/63	0/2/2/2
16	CLA	B	825	-	1/1/13/20	10/25/103/115	-
16	CLA	B	806	-	1/1/11/20	7/13/91/115	-
16	CLA	B	817	-	1/1/10/20	4/10/88/115	-
16	CLA	A	832	-	1/1/15/20	13/37/115/115	-
16	CLA	B	839	-	1/1/11/20	2/16/94/115	-
17	ZEX	3	215	-	-	16/29/67/67	0/2/2/2

Continued on next page...

Continued from previous page...

Mol	Type	Chain	Res	Link	Chirals	Torsions	Rings
17	ZEX	3	214	-	-	15/29/67/67	0/2/2/2
16	CLA	A	815	-	1/1/11/20	6/13/91/115	-
17	ZEX	1	615	-	-	18/29/67/67	0/2/2/2
16	CLA	2	609	-	1/1/10/20	4/8/86/115	-
16	CLA	3	202	-	1/1/11/20	7/13/91/115	-
16	CLA	3	204	-	1/1/11/20	10/13/91/115	-
22	BCR	B	849	-	-	14/29/63/63	0/2/2/2
16	CLA	B	841	-	1/1/15/20	12/37/115/115	-
16	CLA	B	804	-	1/1/15/20	14/37/115/115	-
16	CLA	A	803	-	1/1/13/20	7/25/103/115	-
16	CLA	1	602	-	1/1/13/20	9/30/108/115	-
16	CLA	A	825	-	1/1/13/20	4/25/103/115	-
16	CLA	A	802	-	1/1/15/20	21/37/115/115	-
16	CLA	A	806	-	1/1/15/20	18/37/115/115	-
22	BCR	L	206	-	-	18/29/63/63	0/2/2/2
16	CLA	L	201	-	1/1/13/20	5/27/105/115	-
16	CLA	B	814	-	1/1/13/20	6/25/103/115	-
16	CLA	2	601	-	1/1/11/20	7/13/91/115	-
16	CLA	3	208	-	1/1/11/20	8/13/91/115	-
18	IDO	3	219	24	-	1/10/10/10	-
16	CLA	A	838	-	1/1/15/20	11/37/115/115	-

All (1611) bond length outliers are listed below:

Mol	Chain	Res	Type	Atoms	Z	Observed(Å)	Ideal(Å)
17	3	218	ZEX	C14-C13	15.79	1.56	1.35
17	1	616	ZEX	C14-C13	14.77	1.55	1.35
17	3	201	ZEX	C14-C13	14.74	1.55	1.35
17	3	217	ZEX	C14-C13	14.51	1.55	1.35
17	2	616	ZEX	C14-C13	14.43	1.54	1.35
17	3	218	ZEX	C10-C9	14.37	1.54	1.35
17	1	615	ZEX	C14-C13	14.36	1.54	1.35
17	1	617	ZEX	C14-C13	14.33	1.54	1.35
17	3	216	ZEX	C14-C13	14.31	1.54	1.35
17	1	614	ZEX	C14-C13	14.26	1.54	1.35
17	3	214	ZEX	C14-C13	14.24	1.54	1.35
17	3	201	ZEX	C10-C9	14.18	1.54	1.35
17	2	614	ZEX	C14-C13	14.18	1.54	1.35

Continued on next page...

Continued from previous page...

Mol	Chain	Res	Type	Atoms	Z	Observed(Å)	Ideal(Å)
17	1	613	ZEX	C14-C13	14.09	1.54	1.35
17	1	613	ZEX	C10-C9	13.90	1.54	1.35
17	3	215	ZEX	C14-C13	13.85	1.54	1.35
17	2	615	ZEX	C14-C13	13.65	1.53	1.35
17	2	617	ZEX	C14-C13	13.64	1.53	1.35
17	3	218	ZEX	C34-C33	13.44	1.53	1.35
17	1	614	ZEX	C10-C9	13.31	1.53	1.35
17	2	616	ZEX	C10-C9	13.28	1.53	1.35
17	3	217	ZEX	C10-C9	13.26	1.53	1.35
17	1	616	ZEX	C10-C9	13.22	1.53	1.35
17	3	214	ZEX	C10-C9	13.22	1.53	1.35
17	1	615	ZEX	C10-C9	13.19	1.53	1.35
17	3	216	ZEX	C10-C9	13.15	1.53	1.35
17	2	614	ZEX	C10-C9	13.13	1.53	1.35
17	3	215	ZEX	C10-C9	13.07	1.53	1.35
17	3	218	ZEX	C30-C29	12.99	1.53	1.35
17	2	615	ZEX	C10-C9	12.73	1.52	1.35
17	3	217	ZEX	C30-C29	12.72	1.52	1.35
17	1	617	ZEX	C10-C9	12.67	1.52	1.35
17	2	616	ZEX	C30-C29	12.65	1.52	1.35
17	2	617	ZEX	C10-C9	12.54	1.52	1.35
17	1	615	ZEX	C30-C29	12.53	1.52	1.35
17	3	201	ZEX	C30-C29	12.49	1.52	1.35
17	3	214	ZEX	C30-C29	12.44	1.52	1.35
17	3	215	ZEX	C5-C6	12.40	1.55	1.34
17	1	616	ZEX	C30-C29	12.36	1.52	1.35
17	3	216	ZEX	C30-C29	12.31	1.52	1.35
17	3	201	ZEX	C34-C33	12.29	1.52	1.35
17	1	614	ZEX	C30-C29	12.29	1.52	1.35
17	3	215	ZEX	C30-C29	12.22	1.52	1.35
17	2	614	ZEX	C30-C29	12.20	1.52	1.35
17	2	616	ZEX	C34-C33	12.20	1.52	1.35
17	3	217	ZEX	C34-C33	12.14	1.51	1.35
17	3	214	ZEX	C34-C33	12.14	1.51	1.35
17	3	216	ZEX	C34-C33	12.11	1.51	1.35
17	1	617	ZEX	C30-C29	12.09	1.51	1.35
17	1	613	ZEX	C30-C29	12.09	1.51	1.35
17	1	616	ZEX	C34-C33	12.06	1.51	1.35
17	2	617	ZEX	C30-C29	12.01	1.51	1.35
17	1	614	ZEX	C34-C33	11.96	1.51	1.35
17	1	617	ZEX	C34-C33	11.96	1.51	1.35
17	2	615	ZEX	C5-C6	11.88	1.55	1.34

Continued on next page...

Continued from previous page...

Mol	Chain	Res	Type	Atoms	Z	Observed(Å)	Ideal(Å)
17	2	617	ZEX	C34-C33	11.85	1.51	1.35
17	3	217	ZEX	C5-C6	11.83	1.54	1.34
17	3	215	ZEX	C34-C33	11.83	1.51	1.35
17	1	615	ZEX	C34-C33	11.81	1.51	1.35
17	3	216	ZEX	C5-C6	11.77	1.54	1.34
17	1	614	ZEX	C5-C6	11.77	1.54	1.34
17	3	218	ZEX	C5-C6	11.76	1.54	1.34
17	2	615	ZEX	C34-C33	11.74	1.51	1.35
17	2	616	ZEX	C5-C6	11.73	1.54	1.34
17	1	616	ZEX	C5-C6	11.73	1.54	1.34
17	1	613	ZEX	C34-C33	11.72	1.51	1.35
17	2	617	ZEX	C5-C6	11.69	1.54	1.34
17	2	614	ZEX	C34-C33	11.67	1.51	1.35
17	1	615	ZEX	C5-C6	11.65	1.54	1.34
17	3	214	ZEX	C5-C6	11.57	1.54	1.34
17	2	615	ZEX	C30-C29	11.56	1.51	1.35
17	2	614	ZEX	C5-C6	11.55	1.54	1.34
17	1	613	ZEX	C5-C6	11.43	1.54	1.34
17	3	201	ZEX	C5-C6	11.30	1.54	1.34
17	1	617	ZEX	C5-C6	11.18	1.53	1.34
17	3	216	ZEX	C25-C26	10.39	1.53	1.33
17	3	201	ZEX	C25-C26	10.29	1.52	1.33
17	3	214	ZEX	C25-C26	10.19	1.52	1.33
17	3	218	ZEX	C25-C26	10.12	1.52	1.33
17	3	215	ZEX	C25-C26	10.12	1.52	1.33
17	2	616	ZEX	C25-C26	10.09	1.52	1.33
17	1	613	ZEX	C25-C26	10.04	1.52	1.33
17	1	616	ZEX	C25-C26	9.91	1.52	1.33
17	1	614	ZEX	C25-C26	9.90	1.52	1.33
17	3	217	ZEX	C25-C26	9.87	1.52	1.33
17	1	617	ZEX	C25-C26	9.79	1.51	1.33
17	2	614	ZEX	C25-C26	9.70	1.51	1.33
17	1	615	ZEX	C25-C26	9.67	1.51	1.33
17	2	617	ZEX	C25-C26	9.60	1.51	1.33
17	2	615	ZEX	C25-C26	9.23	1.50	1.33
19	A	801	CL0	C1B-NB	-8.97	1.27	1.35
19	A	801	CL0	C1D-ND	-8.68	1.27	1.37
20	A	840	PQN	C12-C13	8.33	1.52	1.33
20	B	843	PQN	O4-C4	8.20	1.40	1.23
20	B	843	PQN	C12-C13	8.10	1.52	1.33
20	A	840	PQN	O4-C4	7.85	1.39	1.23
20	A	840	PQN	O1-C1	7.66	1.39	1.23

Continued on next page...

Continued from previous page...

Mol	Chain	Res	Type	Atoms	Z	Observed(Å)	Ideal(Å)
20	B	843	PQN	O1-C1	7.43	1.38	1.23
16	1	605	CLA	C4B-NB	7.41	1.41	1.35
16	O	204	CLA	C4B-NB	7.35	1.41	1.35
16	B	833	CLA	C4B-NB	7.32	1.41	1.35
16	O	203	CLA	C4B-NB	7.27	1.41	1.35
16	O	202	CLA	C4B-NB	7.25	1.41	1.35
16	3	210	CLA	C4B-NB	7.19	1.41	1.35
16	A	834	CLA	C4B-NB	7.14	1.41	1.35
16	3	206	CLA	C4B-NB	7.12	1.41	1.35
16	B	813	CLA	C4B-NB	7.12	1.41	1.35
16	B	812	CLA	C4B-NB	7.11	1.41	1.35
19	A	801	CL0	C4B-NB	-7.11	1.28	1.35
16	3	208	CLA	C4B-NB	7.10	1.41	1.35
16	2	610	CLA	C4B-NB	7.06	1.41	1.35
16	3	212	CLA	C4B-NB	7.04	1.41	1.35
16	2	613	CLA	C4B-NB	7.04	1.41	1.35
16	A	822	CLA	C4B-NB	7.04	1.41	1.35
16	3	211	CLA	C4B-NB	7.02	1.41	1.35
16	1	610	CLA	C4B-NB	7.01	1.41	1.35
16	F	803	CLA	C4B-NB	6.99	1.41	1.35
16	2	602	CLA	C4B-NB	6.98	1.41	1.35
16	O	201	CLA	C4B-NB	6.97	1.41	1.35
16	3	209	CLA	C4B-NB	6.97	1.41	1.35
16	B	823	CLA	C4B-NB	6.96	1.41	1.35
16	3	213	CLA	C4B-NB	6.93	1.41	1.35
16	F	802	CLA	C4B-NB	6.93	1.41	1.35
16	B	836	CLA	C4B-NB	6.91	1.41	1.35
16	3	204	CLA	C4B-NB	6.88	1.41	1.35
16	L	203	CLA	C4B-NB	6.87	1.41	1.35
16	B	822	CLA	C4B-NB	6.86	1.41	1.35
16	3	205	CLA	C4B-NB	6.86	1.41	1.35
16	1	609	CLA	C4B-NB	6.85	1.41	1.35
16	3	202	CLA	C4B-NB	6.84	1.41	1.35
16	B	825	CLA	C4B-NB	6.83	1.41	1.35
16	B	817	CLA	C4B-NB	6.82	1.41	1.35
16	2	612	CLA	C4B-NB	6.81	1.41	1.35
16	1	612	CLA	C4B-NB	6.80	1.41	1.35
16	B	814	CLA	C4B-NB	6.79	1.41	1.35
16	1	608	CLA	C4B-NB	6.77	1.41	1.35
16	B	842	CLA	C4B-NB	6.75	1.41	1.35
16	2	601	CLA	C4B-NB	6.75	1.41	1.35
16	A	815	CLA	C4B-NB	6.74	1.41	1.35

Continued on next page...

Continued from previous page...

Mol	Chain	Res	Type	Atoms	Z	Observed(Å)	Ideal(Å)
16	K	101	CLA	C4B-NB	6.73	1.41	1.35
16	A	819	CLA	C4B-NB	6.72	1.41	1.35
16	1	611	CLA	C4B-NB	6.71	1.41	1.35
16	K	102	CLA	C4B-NB	6.71	1.41	1.35
16	B	828	CLA	C4B-NB	6.71	1.41	1.35
16	2	609	CLA	C4B-NB	6.70	1.41	1.35
16	2	606	CLA	C4B-NB	6.70	1.41	1.35
16	B	806	CLA	C4B-NB	6.66	1.41	1.35
16	B	830	CLA	C4B-NB	6.65	1.41	1.35
16	A	816	CLA	C4B-NB	6.65	1.41	1.35
16	A	851	CLA	C4B-NB	6.63	1.41	1.35
16	B	818	CLA	C4B-NB	6.63	1.41	1.35
16	3	207	CLA	C4B-NB	6.62	1.41	1.35
16	1	606	CLA	C4B-NB	6.62	1.41	1.35
16	B	824	CLA	C4B-NB	6.62	1.41	1.35
16	B	838	CLA	C4B-NB	6.61	1.41	1.35
16	A	809	CLA	C4B-NB	6.61	1.41	1.35
16	3	203	CLA	C4B-NB	6.60	1.41	1.35
16	B	841	CLA	C4B-NB	6.60	1.41	1.35
16	L	205	CLA	C4B-NB	6.59	1.41	1.35
16	B	826	CLA	C4B-NB	6.59	1.41	1.35
16	1	603	CLA	C4B-NB	6.58	1.41	1.35
16	J	101	CLA	C4B-NB	6.57	1.41	1.35
16	1	601	CLA	C4B-NB	6.57	1.41	1.35
16	A	824	CLA	C4B-NB	6.55	1.41	1.35
16	A	821	CLA	C4B-NB	6.55	1.41	1.35
16	A	820	CLA	C4B-NB	6.53	1.41	1.35
16	A	833	CLA	C4B-NB	6.52	1.41	1.35
16	2	611	CLA	C4B-NB	6.52	1.41	1.35
16	2	605	CLA	C4B-NB	6.51	1.41	1.35
16	B	821	CLA	C4B-NB	6.50	1.41	1.35
16	B	805	CLA	C4B-NB	6.49	1.41	1.35
16	A	806	CLA	C4B-NB	6.48	1.41	1.35
16	A	814	CLA	C4B-NB	6.44	1.41	1.35
16	A	830	CLA	C4B-NB	6.44	1.41	1.35
16	B	816	CLA	C4B-NB	6.44	1.41	1.35
16	L	204	CLA	C4B-NB	6.43	1.40	1.35
16	1	607	CLA	C4B-NB	6.43	1.40	1.35
16	2	607	CLA	C4B-NB	6.40	1.40	1.35
16	B	809	CLA	C4B-NB	6.39	1.40	1.35
16	2	603	CLA	C4B-NB	6.38	1.40	1.35
16	A	828	CLA	C4B-NB	6.37	1.40	1.35

Continued on next page...

Continued from previous page...

Mol	Chain	Res	Type	Atoms	Z	Observed(Å)	Ideal(Å)
16	B	819	CLA	C4B-NB	6.37	1.40	1.35
17	3	201	ZEX	C27-C26	6.36	1.53	1.46
16	A	810	CLA	C4B-NB	6.33	1.40	1.35
16	2	608	CLA	C4B-NB	6.32	1.40	1.35
19	A	801	CL0	C1C-NC	-6.32	1.28	1.37
16	B	840	CLA	C4B-NB	6.31	1.40	1.35
16	B	810	CLA	C4B-NB	6.31	1.40	1.35
16	L	201	CLA	C4B-NB	6.31	1.40	1.35
16	B	831	CLA	C4B-NB	6.30	1.40	1.35
16	A	839	CLA	C4B-NB	6.28	1.40	1.35
16	A	804	CLA	C4B-NB	6.28	1.40	1.35
16	A	811	CLA	C4B-NB	6.28	1.40	1.35
16	A	802	CLA	C4B-NB	6.25	1.40	1.35
16	A	808	CLA	C4B-NB	6.21	1.40	1.35
16	A	831	CLA	C4B-NB	6.21	1.40	1.35
16	1	604	CLA	C4B-NB	6.20	1.40	1.35
16	B	834	CLA	C4B-NB	6.19	1.40	1.35
16	B	832	CLA	C4B-NB	6.19	1.40	1.35
16	B	803	CLA	C4B-NB	6.18	1.40	1.35
19	A	801	CL0	MG-ND	-6.17	1.93	2.05
16	A	805	CLA	C4B-NB	6.16	1.40	1.35
16	B	811	CLA	C4B-NB	6.16	1.40	1.35
16	A	836	CLA	C4B-NB	6.16	1.40	1.35
16	A	826	CLA	C4B-NB	6.12	1.40	1.35
16	A	838	CLA	C4B-NB	6.10	1.40	1.35
16	1	602	CLA	C4B-NB	6.09	1.40	1.35
16	2	604	CLA	C4B-NB	6.08	1.40	1.35
16	A	829	CLA	C4B-NB	6.08	1.40	1.35
16	A	825	CLA	C4B-NB	6.07	1.40	1.35
19	A	801	CL0	CMA-C3A	-6.07	1.40	1.53
16	B	820	CLA	C4B-NB	6.06	1.40	1.35
16	B	807	CLA	C4B-NB	6.05	1.40	1.35
16	B	835	CLA	C4B-NB	6.05	1.40	1.35
16	A	803	CLA	C4B-NB	6.05	1.40	1.35
16	B	801	CLA	C4B-NB	6.04	1.40	1.35
16	A	823	CLA	C4B-NB	6.02	1.40	1.35
16	A	835	CLA	C4B-NB	6.00	1.40	1.35
16	A	813	CLA	C4B-NB	5.98	1.40	1.35
16	A	852	CLA	C4B-NB	5.98	1.40	1.35
16	A	837	CLA	C4B-NB	5.94	1.40	1.35
16	A	807	CLA	C4B-NB	5.92	1.40	1.35
16	B	815	CLA	C4B-NB	5.88	1.40	1.35

Continued on next page...

Continued from previous page...

Mol	Chain	Res	Type	Atoms	Z	Observed(Å)	Ideal(Å)
17	3	218	ZEX	C27-C26	5.84	1.52	1.46
16	A	818	CLA	C4B-NB	5.82	1.40	1.35
16	B	839	CLA	C4B-NB	5.80	1.40	1.35
16	B	808	CLA	C4B-NB	5.75	1.40	1.35
16	B	804	CLA	C4B-NB	5.74	1.40	1.35
16	A	827	CLA	C4B-NB	5.73	1.40	1.35
16	B	837	CLA	C4B-NB	5.69	1.40	1.35
16	B	827	CLA	C4B-NB	5.67	1.40	1.35
16	A	812	CLA	C4B-NB	5.63	1.40	1.35
16	A	832	CLA	C4B-NB	5.62	1.40	1.35
16	A	817	CLA	C4B-NB	5.52	1.40	1.35
16	A	850	CLA	C4B-NB	5.48	1.40	1.35
16	B	802	CLA	C4B-NB	5.48	1.40	1.35
16	B	829	CLA	C4B-NB	5.14	1.39	1.35
17	2	616	ZEX	C27-C26	5.10	1.51	1.46
19	A	801	CL0	C3D-C4D	-5.05	1.32	1.44
17	3	217	ZEX	C27-C26	5.01	1.51	1.46
17	3	214	ZEX	C27-C26	4.93	1.51	1.46
17	3	215	ZEX	C27-C26	4.91	1.51	1.46
16	A	829	CLA	CMB-C2B	-4.79	1.41	1.51
17	3	216	ZEX	C27-C26	4.77	1.51	1.46
17	1	617	ZEX	C27-C26	4.61	1.51	1.46
17	1	616	ZEX	C27-C26	4.58	1.51	1.46
19	A	801	CL0	C2A-C1A	-4.49	1.42	1.52
19	A	801	CL0	C3A-C2A	-4.43	1.42	1.54
17	3	218	ZEX	C28-C29	4.38	1.55	1.45
17	2	617	ZEX	C27-C26	4.34	1.51	1.46
17	3	214	ZEX	C24-C25	4.30	1.54	1.50
16	B	837	CLA	C4D-ND	-4.28	1.31	1.37
19	A	801	CL0	CMD-C2D	-4.28	1.41	1.50
17	1	615	ZEX	C27-C26	4.27	1.50	1.46
17	2	616	ZEX	C24-C25	4.26	1.54	1.50
17	3	201	ZEX	C7-C6	4.20	1.60	1.45
17	1	613	ZEX	C27-C26	4.20	1.50	1.46
17	2	614	ZEX	C27-C26	4.19	1.50	1.46
20	B	843	PQN	C2-C1	-4.14	1.39	1.48
17	3	218	ZEX	C7-C6	4.09	1.59	1.45
16	B	839	CLA	C4D-ND	-4.08	1.32	1.37
17	1	614	ZEX	C27-C26	4.08	1.50	1.46
16	B	802	CLA	C4D-ND	-4.06	1.32	1.37
16	A	804	CLA	C4D-ND	-4.05	1.32	1.37
17	2	615	ZEX	C7-C6	4.04	1.59	1.45

Continued on next page...

Continued from previous page...

Mol	Chain	Res	Type	Atoms	Z	Observed(Å)	Ideal(Å)
16	A	808	CLA	C4D-ND	-4.04	1.32	1.37
16	B	802	CLA	C3B-C2B	-4.04	1.34	1.40
17	2	616	ZEX	C28-C29	4.04	1.54	1.45
16	A	826	CLA	C4D-ND	-4.01	1.32	1.37
16	B	808	CLA	C4D-ND	-4.00	1.32	1.37
17	1	614	ZEX	C24-C25	3.99	1.54	1.50
17	3	218	ZEX	C35-C34	3.99	1.55	1.43
16	B	838	CLA	C4D-ND	-3.98	1.32	1.37
17	1	614	ZEX	C7-C6	3.97	1.59	1.45
17	1	617	ZEX	C7-C6	3.97	1.59	1.45
17	3	216	ZEX	C24-C25	3.97	1.54	1.50
16	O	202	CLA	C1D-ND	3.97	1.42	1.37
17	1	615	ZEX	C7-C6	3.96	1.59	1.45
17	1	616	ZEX	C7-C6	3.94	1.59	1.45
17	3	215	ZEX	C7-C6	3.93	1.59	1.45
17	2	614	ZEX	C7-C6	3.92	1.59	1.45
16	A	817	CLA	C4D-ND	-3.92	1.32	1.37
17	1	613	ZEX	C7-C6	3.91	1.59	1.45
16	B	829	CLA	C4D-ND	-3.90	1.32	1.37
17	3	216	ZEX	C7-C6	3.88	1.58	1.45
17	3	214	ZEX	C7-C6	3.86	1.58	1.45
16	B	831	CLA	CMB-C2B	-3.85	1.43	1.51
16	2	609	CLA	C1D-ND	3.85	1.42	1.37
20	A	840	PQN	C2-C1	-3.85	1.39	1.48
16	O	203	CLA	C1D-ND	3.84	1.42	1.37
17	3	201	ZEX	C35-C34	3.82	1.55	1.43
16	B	809	CLA	C4D-ND	-3.82	1.32	1.37
16	A	850	CLA	C4D-ND	-3.82	1.32	1.37
16	3	206	CLA	CMB-C2B	-3.82	1.43	1.51
17	2	616	ZEX	C7-C6	3.81	1.58	1.45
16	A	827	CLA	C4D-ND	-3.81	1.32	1.37
16	A	814	CLA	C4D-ND	-3.81	1.32	1.37
16	A	850	CLA	CMC-C2C	-3.80	1.42	1.50
17	3	214	ZEX	C28-C29	3.80	1.54	1.45
16	A	802	CLA	C4D-ND	-3.80	1.32	1.37
17	3	217	ZEX	C7-C6	3.79	1.58	1.45
16	A	812	CLA	C4D-ND	-3.79	1.32	1.37
16	B	821	CLA	C4D-ND	-3.79	1.32	1.37
16	A	825	CLA	C4D-ND	-3.79	1.32	1.37
17	2	616	ZEX	C35-C34	3.78	1.55	1.43
16	A	836	CLA	C4D-ND	-3.77	1.32	1.37
16	K	102	CLA	C4D-ND	-3.77	1.32	1.37

Continued on next page...

Continued from previous page...

Mol	Chain	Res	Type	Atoms	Z	Observed(Å)	Ideal(Å)
17	2	614	ZEX	C35-C34	3.76	1.55	1.43
22	A	846	BCR	C30-C25	-3.76	1.48	1.53
16	A	820	CLA	C4D-ND	-3.76	1.32	1.37
16	1	605	CLA	C1D-ND	3.76	1.42	1.37
16	2	608	CLA	C4D-ND	-3.75	1.32	1.37
16	L	201	CLA	C4D-ND	-3.74	1.32	1.37
16	L	204	CLA	C4D-ND	-3.74	1.32	1.37
17	3	216	ZEX	C35-C34	3.73	1.55	1.43
16	B	813	CLA	CAB-C3B	-3.73	1.43	1.51
16	A	838	CLA	C4D-ND	-3.73	1.32	1.37
16	2	602	CLA	C4D-ND	-3.73	1.32	1.37
16	A	837	CLA	C4D-ND	-3.72	1.32	1.37
22	A	847	BCR	C30-C25	-3.71	1.48	1.53
17	3	218	ZEX	C8-C9	3.71	1.53	1.45
16	3	202	CLA	C1D-ND	3.71	1.42	1.37
17	3	217	ZEX	C35-C34	3.70	1.54	1.43
17	3	215	ZEX	C24-C25	3.70	1.54	1.50
16	B	827	CLA	C4D-ND	-3.70	1.32	1.37
17	3	201	ZEX	C24-C25	3.70	1.54	1.50
16	B	834	CLA	C4D-ND	-3.70	1.32	1.37
16	B	841	CLA	CMB-C2B	-3.68	1.44	1.51
17	1	617	ZEX	C35-C34	3.68	1.54	1.43
16	A	818	CLA	CMB-C2B	-3.68	1.44	1.51
17	1	616	ZEX	C35-C34	3.67	1.54	1.43
16	B	804	CLA	C4D-ND	-3.67	1.32	1.37
16	A	830	CLA	C4D-ND	-3.67	1.32	1.37
16	B	807	CLA	C4D-ND	-3.66	1.32	1.37
16	B	811	CLA	C4D-ND	-3.66	1.32	1.37
16	B	840	CLA	C4D-ND	-3.65	1.32	1.37
16	A	829	CLA	C3B-C2B	-3.65	1.35	1.40
17	2	617	ZEX	C28-C29	3.64	1.53	1.45
16	2	613	CLA	C1D-ND	3.64	1.42	1.37
16	A	818	CLA	C4D-ND	-3.64	1.32	1.37
16	3	204	CLA	C4D-ND	-3.63	1.32	1.37
17	1	617	ZEX	C28-C29	3.63	1.53	1.45
16	A	829	CLA	C4D-ND	-3.63	1.32	1.37
16	A	852	CLA	C4D-ND	-3.63	1.32	1.37
17	2	614	ZEX	C28-C29	3.63	1.53	1.45
22	F	801	BCR	C30-C25	-3.63	1.48	1.53
16	B	822	CLA	C4D-ND	-3.63	1.32	1.37
16	B	830	CLA	CMB-C2B	-3.63	1.44	1.51
16	A	824	CLA	C4D-ND	-3.63	1.32	1.37

Continued on next page...

Continued from previous page...

Mol	Chain	Res	Type	Atoms	Z	Observed(Å)	Ideal(Å)
16	B	826	CLA	C4D-ND	-3.62	1.32	1.37
22	A	847	BCR	C1-C6	-3.62	1.48	1.53
16	A	823	CLA	C4D-ND	-3.62	1.32	1.37
16	3	210	CLA	C1D-ND	3.61	1.42	1.37
16	B	831	CLA	C4D-ND	-3.61	1.32	1.37
16	B	802	CLA	C3B-CAB	-3.61	1.40	1.47
16	B	805	CLA	C4D-ND	-3.61	1.32	1.37
22	L	202	BCR	C30-C25	-3.61	1.48	1.53
16	A	805	CLA	C4D-ND	-3.61	1.32	1.37
17	3	201	ZEX	C28-C29	3.61	1.53	1.45
16	3	203	CLA	C4D-ND	-3.60	1.32	1.37
16	B	835	CLA	C4D-ND	-3.60	1.32	1.37
17	3	217	ZEX	C28-C29	3.60	1.53	1.45
20	B	843	PQN	C10-C1	-3.60	1.41	1.48
16	F	802	CLA	C4D-ND	-3.60	1.32	1.37
16	A	851	CLA	C4D-ND	-3.60	1.32	1.37
16	3	208	CLA	C4D-ND	-3.59	1.32	1.37
22	J	103	BCR	C30-C25	-3.59	1.48	1.53
16	2	610	CLA	C1D-ND	3.59	1.42	1.37
16	A	822	CLA	C1D-ND	3.58	1.42	1.37
16	A	811	CLA	C4D-ND	-3.58	1.32	1.37
16	3	213	CLA	C1D-ND	3.58	1.42	1.37
17	3	215	ZEX	C35-C34	3.58	1.54	1.43
17	3	218	ZEX	C31-C30	3.57	1.54	1.43
17	2	617	ZEX	C7-C6	3.57	1.57	1.45
22	J	103	BCR	C1-C6	-3.57	1.48	1.53
17	2	617	ZEX	C35-C34	3.57	1.54	1.43
17	1	613	ZEX	C35-C34	3.57	1.54	1.43
17	1	615	ZEX	C35-C34	3.56	1.54	1.43
16	A	835	CLA	C4D-ND	-3.56	1.32	1.37
17	2	615	ZEX	C27-C26	3.55	1.50	1.46
16	B	817	CLA	C4D-ND	-3.55	1.32	1.37
16	3	208	CLA	C1D-ND	3.55	1.42	1.37
17	2	616	ZEX	C31-C30	3.54	1.54	1.43
22	A	845	BCR	C30-C25	-3.54	1.48	1.53
16	B	824	CLA	C4D-ND	-3.54	1.32	1.37
16	2	603	CLA	C4D-ND	-3.54	1.32	1.37
16	3	212	CLA	C1D-ND	3.54	1.42	1.37
17	3	214	ZEX	C35-C34	3.54	1.54	1.43
16	B	816	CLA	C4D-ND	-3.54	1.32	1.37
16	B	834	CLA	C1D-ND	3.54	1.42	1.37
16	K	102	CLA	C1D-ND	3.53	1.42	1.37

Continued on next page...

Continued from previous page...

Mol	Chain	Res	Type	Atoms	Z	Observed(Å)	Ideal(Å)
16	B	841	CLA	C4D-ND	-3.53	1.32	1.37
16	B	815	CLA	C4D-ND	-3.53	1.32	1.37
16	3	205	CLA	C4D-ND	-3.52	1.32	1.37
16	A	833	CLA	C4D-ND	-3.52	1.32	1.37
16	1	608	CLA	C4D-ND	-3.52	1.32	1.37
16	2	601	CLA	C4D-ND	-3.52	1.32	1.37
16	L	203	CLA	C1D-ND	3.52	1.42	1.37
17	3	216	ZEX	C28-C29	3.52	1.53	1.45
16	A	831	CLA	C4D-ND	-3.52	1.32	1.37
16	B	813	CLA	C4D-ND	-3.52	1.32	1.37
17	1	614	ZEX	C8-C9	3.51	1.53	1.45
16	2	606	CLA	C4D-ND	-3.51	1.32	1.37
17	1	615	ZEX	C28-C29	3.51	1.53	1.45
16	B	832	CLA	C4D-ND	-3.51	1.32	1.37
22	J	102	BCR	C1-C6	-3.51	1.48	1.53
16	2	604	CLA	C4D-ND	-3.50	1.32	1.37
16	B	825	CLA	C4D-ND	-3.50	1.32	1.37
16	B	828	CLA	C4D-ND	-3.50	1.32	1.37
17	3	201	ZEX	C8-C9	3.50	1.53	1.45
17	2	615	ZEX	C35-C34	3.49	1.54	1.43
17	1	616	ZEX	C28-C29	3.49	1.53	1.45
16	B	819	CLA	C4D-ND	-3.49	1.32	1.37
17	3	218	ZEX	C11-C10	3.49	1.54	1.43
16	A	810	CLA	C4D-ND	-3.49	1.32	1.37
16	B	835	CLA	C1D-ND	3.49	1.42	1.37
16	2	605	CLA	C1D-ND	3.48	1.42	1.37
17	3	218	ZEX	C24-C25	3.48	1.53	1.50
16	B	806	CLA	C4D-ND	-3.48	1.32	1.37
17	3	201	ZEX	C11-C10	3.47	1.54	1.43
20	A	840	PQN	C3-C4	-3.47	1.38	1.47
16	1	601	CLA	C1D-ND	3.47	1.42	1.37
16	O	204	CLA	C1D-ND	3.46	1.42	1.37
17	1	614	ZEX	C35-C34	3.46	1.54	1.43
16	A	832	CLA	C4D-ND	-3.46	1.32	1.37
16	A	821	CLA	C4D-ND	-3.46	1.32	1.37
16	2	607	CLA	C4D-ND	-3.46	1.32	1.37
16	1	607	CLA	C1D-ND	3.46	1.42	1.37
16	B	833	CLA	C4D-ND	-3.45	1.32	1.37
16	1	602	CLA	C4D-ND	-3.45	1.33	1.37
16	A	836	CLA	CMB-C2B	-3.45	1.44	1.51
17	1	613	ZEX	C24-C25	3.45	1.53	1.50
16	1	607	CLA	C4D-ND	-3.45	1.33	1.37

Continued on next page...

Continued from previous page...

Mol	Chain	Res	Type	Atoms	Z	Observed(Å)	Ideal(Å)
16	O	202	CLA	C4D-ND	-3.44	1.33	1.37
17	3	216	ZEX	C31-C30	3.44	1.54	1.43
19	A	801	CL0	C3A-C4A	-3.44	1.40	1.51
17	1	614	ZEX	C31-C30	3.43	1.54	1.43
16	1	612	CLA	C1D-ND	3.42	1.42	1.37
17	3	218	ZEX	C15-C14	3.42	1.54	1.43
16	1	610	CLA	C1D-ND	3.42	1.42	1.37
16	B	813	CLA	C1D-ND	3.41	1.42	1.37
16	B	821	CLA	CMB-C2B	-3.41	1.44	1.51
16	B	820	CLA	C4D-ND	-3.41	1.33	1.37
16	3	211	CLA	C1D-ND	3.41	1.42	1.37
16	1	606	CLA	C1D-ND	3.41	1.42	1.37
16	1	604	CLA	C4D-ND	-3.40	1.33	1.37
17	3	214	ZEX	C31-C30	3.40	1.54	1.43
16	B	823	CLA	C4D-ND	-3.40	1.33	1.37
16	A	815	CLA	C1D-ND	3.39	1.42	1.37
16	A	819	CLA	C4D-ND	-3.39	1.33	1.37
17	1	616	ZEX	C31-C30	3.39	1.53	1.43
16	A	807	CLA	C4D-ND	-3.38	1.33	1.37
16	A	828	CLA	CMD-C2D	-3.38	1.43	1.50
16	L	205	CLA	C4D-ND	-3.38	1.33	1.37
16	O	201	CLA	C4D-ND	-3.38	1.33	1.37
16	K	101	CLA	C4D-ND	-3.38	1.33	1.37
16	A	828	CLA	CMB-C2B	-3.38	1.44	1.51
17	2	617	ZEX	C31-C30	3.38	1.53	1.43
19	A	801	CL0	CMB-C2B	-3.38	1.44	1.51
22	A	849	BCR	C1-C6	-3.38	1.49	1.53
16	2	612	CLA	C1D-ND	3.38	1.41	1.37
17	3	217	ZEX	C31-C30	3.38	1.53	1.43
16	B	842	CLA	C4D-ND	-3.38	1.33	1.37
17	3	201	ZEX	C31-C30	3.37	1.53	1.43
16	B	804	CLA	C3B-C2B	-3.37	1.35	1.40
16	A	806	CLA	C4D-ND	-3.37	1.33	1.37
16	A	823	CLA	C1D-ND	3.37	1.41	1.37
16	B	830	CLA	C4D-ND	-3.37	1.33	1.37
16	A	803	CLA	C4D-ND	-3.37	1.33	1.37
16	3	207	CLA	C1D-ND	3.37	1.41	1.37
16	3	205	CLA	C1D-ND	3.37	1.41	1.37
16	2	607	CLA	C1D-ND	3.37	1.41	1.37
16	L	205	CLA	C1D-ND	3.36	1.41	1.37
16	B	812	CLA	C1D-ND	3.36	1.41	1.37
16	B	810	CLA	C4D-ND	-3.36	1.33	1.37

Continued on next page...

Continued from previous page...

Mol	Chain	Res	Type	Atoms	Z	Observed(Å)	Ideal(Å)
16	B	804	CLA	CHC-C1C	3.35	1.43	1.35
16	B	819	CLA	CMB-C2B	-3.35	1.44	1.51
16	2	612	CLA	C4D-ND	-3.35	1.33	1.37
16	1	609	CLA	C1D-ND	3.35	1.41	1.37
16	1	603	CLA	C4D-ND	-3.35	1.33	1.37
16	B	803	CLA	C4D-ND	-3.35	1.33	1.37
16	A	839	CLA	C4D-ND	-3.35	1.33	1.37
16	3	209	CLA	C4D-ND	-3.34	1.33	1.37
16	A	832	CLA	C1D-ND	3.34	1.41	1.37
16	J	101	CLA	C4D-ND	-3.34	1.33	1.37
16	A	809	CLA	C1D-ND	3.33	1.41	1.37
16	A	816	CLA	C4D-ND	-3.33	1.33	1.37
19	A	801	CL0	CAA-C2A	-3.33	1.47	1.54
16	1	611	CLA	C4D-ND	-3.33	1.33	1.37
16	A	805	CLA	C1D-ND	3.33	1.41	1.37
17	1	616	ZEX	C8-C9	3.33	1.53	1.45
17	3	215	ZEX	C31-C30	3.33	1.53	1.43
16	F	803	CLA	C1D-ND	3.32	1.41	1.37
16	A	829	CLA	MG-ND	-3.32	1.99	2.05
16	B	836	CLA	C1D-ND	3.31	1.41	1.37
22	I	101	BCR	C30-C25	-3.31	1.49	1.53
16	A	828	CLA	C4D-ND	-3.31	1.33	1.37
17	3	201	ZEX	C15-C14	3.30	1.53	1.43
22	B	848	BCR	C30-C25	-3.30	1.49	1.53
16	B	814	CLA	C4D-ND	-3.30	1.33	1.37
17	1	615	ZEX	C31-C30	3.30	1.53	1.43
22	A	846	BCR	C1-C6	-3.30	1.49	1.53
16	B	823	CLA	C1D-ND	3.30	1.41	1.37
16	B	801	CLA	CMD-C2D	-3.30	1.43	1.50
17	2	615	ZEX	C8-C9	3.29	1.53	1.45
16	B	842	CLA	C1D-ND	3.29	1.41	1.37
20	A	840	PQN	C10-C1	-3.28	1.41	1.48
16	A	834	CLA	C1D-ND	3.28	1.41	1.37
17	2	616	ZEX	C11-C10	3.28	1.53	1.43
17	1	613	ZEX	C28-C29	3.28	1.53	1.45
16	A	809	CLA	C4D-ND	-3.28	1.33	1.37
19	A	801	CL0	CBD-CGD	-3.28	1.42	1.52
22	L	202	BCR	C1-C6	-3.27	1.49	1.53
22	B	849	BCR	C30-C25	-3.27	1.49	1.53
17	3	216	ZEX	C8-C9	3.27	1.53	1.45
16	2	611	CLA	C4D-ND	-3.27	1.33	1.37
20	B	843	PQN	C3-C4	-3.27	1.39	1.47

Continued on next page...

Continued from previous page...

Mol	Chain	Res	Type	Atoms	Z	Observed(Å)	Ideal(Å)
16	A	834	CLA	C4D-ND	-3.27	1.33	1.37
22	A	843	BCR	C1-C6	-3.26	1.49	1.53
16	J	101	CLA	C1D-ND	3.26	1.41	1.37
16	2	606	CLA	C1D-ND	3.26	1.41	1.37
22	B	846	BCR	C30-C25	-3.25	1.49	1.53
16	B	802	CLA	CMB-C2B	-3.25	1.44	1.51
16	1	606	CLA	C4D-ND	-3.25	1.33	1.37
17	1	616	ZEX	C11-C10	3.25	1.53	1.43
16	3	207	CLA	C4D-ND	-3.25	1.33	1.37
16	A	802	CLA	C1D-ND	3.25	1.41	1.37
16	A	813	CLA	C4D-ND	-3.24	1.33	1.37
16	B	815	CLA	C1D-ND	3.24	1.41	1.37
16	1	610	CLA	C4D-ND	-3.24	1.33	1.37
17	1	617	ZEX	C31-C30	3.23	1.53	1.43
16	B	818	CLA	C4D-ND	-3.23	1.33	1.37
17	3	218	ZEX	C32-C33	3.23	1.52	1.45
16	2	608	CLA	C1D-ND	3.23	1.41	1.37
16	A	808	CLA	C1D-ND	3.23	1.41	1.37
16	A	810	CLA	C1D-ND	3.23	1.41	1.37
16	3	205	CLA	CHC-C1C	3.23	1.43	1.35
16	B	825	CLA	C1D-ND	3.23	1.41	1.37
17	1	613	ZEX	C11-C10	3.22	1.53	1.43
17	2	614	ZEX	C31-C30	3.22	1.53	1.43
16	F	802	CLA	C1D-ND	3.22	1.41	1.37
16	3	203	CLA	C1D-ND	3.22	1.41	1.37
16	B	814	CLA	C1D-ND	3.22	1.41	1.37
17	1	615	ZEX	C8-C9	3.22	1.52	1.45
16	1	609	CLA	C4D-ND	-3.21	1.33	1.37
17	3	215	ZEX	C28-C29	3.21	1.52	1.45
16	3	203	CLA	CHC-C1C	3.21	1.43	1.35
16	O	203	CLA	CHC-C1C	3.20	1.43	1.35
16	A	851	CLA	C1D-ND	3.20	1.41	1.37
16	B	812	CLA	C4D-ND	-3.20	1.33	1.37
16	A	819	CLA	C1D-ND	3.20	1.41	1.37
16	A	828	CLA	CHC-C1C	3.19	1.43	1.35
16	2	605	CLA	C4D-ND	-3.19	1.33	1.37
16	3	206	CLA	C1D-ND	3.19	1.41	1.37
16	1	601	CLA	C4D-ND	-3.19	1.33	1.37
16	1	604	CLA	C1D-ND	3.19	1.41	1.37
16	A	822	CLA	C4D-ND	-3.19	1.33	1.37
16	2	603	CLA	C1D-ND	3.19	1.41	1.37
16	B	837	CLA	C3B-C2B	-3.19	1.35	1.40

Continued on next page...

Continued from previous page...

Mol	Chain	Res	Type	Atoms	Z	Observed(Å)	Ideal(Å)
16	B	817	CLA	C1D-ND	3.19	1.41	1.37
16	A	806	CLA	CMB-C2B	-3.18	1.45	1.51
16	1	608	CLA	C1D-ND	3.18	1.41	1.37
16	L	203	CLA	C4D-ND	-3.18	1.33	1.37
16	O	201	CLA	C1D-ND	3.18	1.41	1.37
17	1	614	ZEX	C28-C29	3.18	1.52	1.45
16	B	822	CLA	C1D-ND	3.18	1.41	1.37
16	B	836	CLA	C4D-ND	-3.18	1.33	1.37
16	A	814	CLA	C1D-ND	3.17	1.41	1.37
17	2	614	ZEX	C15-C14	3.17	1.53	1.43
17	2	615	ZEX	C28-C29	3.17	1.52	1.45
16	F	803	CLA	C4D-ND	-3.17	1.33	1.37
16	O	201	CLA	CHC-C1C	3.16	1.43	1.35
16	3	209	CLA	C1D-ND	3.16	1.41	1.37
16	3	213	CLA	C4D-ND	-3.16	1.33	1.37
16	B	806	CLA	C1D-ND	3.16	1.41	1.37
16	2	613	CLA	C4D-ND	-3.15	1.33	1.37
16	O	203	CLA	C4D-ND	-3.15	1.33	1.37
17	1	614	ZEX	C11-C10	3.15	1.53	1.43
16	2	608	CLA	CHC-C1C	3.15	1.43	1.35
17	3	217	ZEX	C8-C9	3.15	1.52	1.45
17	1	613	ZEX	C8-C9	3.15	1.52	1.45
17	3	216	ZEX	C11-C10	3.15	1.53	1.43
16	3	211	CLA	C4D-ND	-3.14	1.33	1.37
16	2	611	CLA	C1D-ND	3.14	1.41	1.37
16	A	813	CLA	C1D-ND	3.14	1.41	1.37
16	A	824	CLA	C1D-ND	3.14	1.41	1.37
16	B	826	CLA	CMB-C2B	-3.13	1.45	1.51
19	A	801	CL0	CBB-CAB	3.13	1.50	1.29
17	2	616	ZEX	C8-C9	3.13	1.52	1.45
16	A	817	CLA	C1D-ND	3.13	1.41	1.37
16	B	818	CLA	C1D-ND	3.13	1.41	1.37
22	L	207	BCR	C1-C6	-3.12	1.49	1.53
16	B	825	CLA	CHC-C1C	3.12	1.43	1.35
16	B	829	CLA	C3B-CAB	-3.12	1.41	1.47
16	B	806	CLA	CHC-C1C	3.12	1.43	1.35
17	1	617	ZEX	C8-C9	3.12	1.52	1.45
16	3	204	CLA	C1D-ND	3.12	1.41	1.37
16	A	831	CLA	C1D-ND	3.11	1.41	1.37
16	A	825	CLA	CHC-C1C	3.11	1.42	1.35
16	A	816	CLA	CHC-C1C	3.11	1.42	1.35
16	B	801	CLA	CMB-C2B	-3.11	1.45	1.51

Continued on next page...

Continued from previous page...

Mol	Chain	Res	Type	Atoms	Z	Observed(Å)	Ideal(Å)
17	3	218	ZEX	C12-C13	3.11	1.52	1.45
17	3	217	ZEX	C11-C10	3.11	1.53	1.43
17	2	614	ZEX	C11-C10	3.11	1.53	1.43
16	1	612	CLA	C4D-ND	-3.10	1.33	1.37
16	B	827	CLA	CMD-C2D	-3.10	1.44	1.50
17	3	215	ZEX	C11-C10	3.10	1.53	1.43
17	1	613	ZEX	C31-C30	3.09	1.53	1.43
16	B	824	CLA	CMB-C2B	-3.09	1.45	1.51
17	2	614	ZEX	C8-C9	3.09	1.52	1.45
16	B	805	CLA	CMD-C2D	-3.09	1.44	1.50
16	A	815	CLA	C4D-ND	-3.09	1.33	1.37
16	A	839	CLA	CMB-C2B	-3.08	1.45	1.51
16	2	602	CLA	C1D-ND	3.08	1.41	1.37
17	2	615	ZEX	C11-C10	3.08	1.53	1.43
16	A	803	CLA	CHC-C1C	3.08	1.42	1.35
16	B	805	CLA	C3B-C2B	-3.08	1.36	1.40
16	B	808	CLA	C1D-ND	3.08	1.41	1.37
16	3	206	CLA	C4D-ND	-3.08	1.33	1.37
17	1	616	ZEX	C15-C14	3.08	1.53	1.43
16	A	804	CLA	CMB-C2B	-3.08	1.45	1.51
16	B	801	CLA	C4D-ND	-3.08	1.33	1.37
16	A	803	CLA	C1D-ND	3.07	1.41	1.37
16	A	820	CLA	CMB-C2B	-3.07	1.45	1.51
16	B	838	CLA	CHC-C1C	3.07	1.42	1.35
16	3	209	CLA	CHC-C1C	3.06	1.42	1.35
17	3	201	ZEX	C32-C33	3.06	1.52	1.45
17	2	617	ZEX	C11-C10	3.06	1.52	1.43
16	B	832	CLA	C1D-ND	3.06	1.41	1.37
16	A	828	CLA	C3B-C2B	-3.06	1.36	1.40
16	3	210	CLA	C4D-ND	-3.06	1.33	1.37
16	1	608	CLA	CHC-C1C	3.06	1.42	1.35
16	A	812	CLA	C1D-ND	3.05	1.41	1.37
17	3	214	ZEX	C15-C14	3.05	1.52	1.43
16	A	820	CLA	C1D-ND	3.05	1.41	1.37
16	2	610	CLA	C4D-ND	-3.05	1.33	1.37
16	O	202	CLA	CHC-C1C	3.05	1.42	1.35
16	B	840	CLA	C1D-ND	3.05	1.41	1.37
16	B	838	CLA	CMB-C2B	-3.05	1.45	1.51
22	A	845	BCR	C1-C6	-3.04	1.49	1.53
16	A	830	CLA	C1D-ND	3.04	1.41	1.37
17	1	615	ZEX	C11-C10	3.04	1.52	1.43
16	B	832	CLA	CHC-C1C	3.04	1.42	1.35

Continued on next page...

Continued from previous page...

Mol	Chain	Res	Type	Atoms	Z	Observed(Å)	Ideal(Å)
16	B	833	CLA	CHC-C1C	3.04	1.42	1.35
16	B	838	CLA	C1D-ND	3.04	1.41	1.37
16	O	204	CLA	C4D-ND	-3.03	1.33	1.37
16	A	836	CLA	C1D-ND	3.03	1.41	1.37
16	3	208	CLA	CHC-C1C	3.03	1.42	1.35
16	B	828	CLA	CHC-C1C	3.03	1.42	1.35
17	3	216	ZEX	C15-C14	3.03	1.52	1.43
16	A	811	CLA	C1D-ND	3.03	1.41	1.37
22	F	804	BCR	C30-C25	-3.03	1.49	1.53
16	B	841	CLA	C3B-C2B	-3.03	1.36	1.40
17	3	214	ZEX	C11-C10	3.03	1.52	1.43
16	2	609	CLA	C4D-ND	-3.03	1.33	1.37
16	B	811	CLA	C1D-ND	3.02	1.41	1.37
16	B	818	CLA	CHC-C1C	3.02	1.42	1.35
17	3	217	ZEX	C15-C14	3.02	1.52	1.43
16	A	808	CLA	CMB-C2B	-3.02	1.45	1.51
16	A	818	CLA	C3B-C2B	-3.02	1.36	1.40
16	2	604	CLA	C1D-ND	3.02	1.41	1.37
16	F	803	CLA	CHC-C1C	3.02	1.42	1.35
17	3	214	ZEX	C8-C9	3.02	1.52	1.45
16	B	838	CLA	C3B-C2B	-3.02	1.36	1.40
17	2	616	ZEX	C15-C14	3.01	1.52	1.43
17	3	218	ZEX	C8-C7	3.01	1.42	1.33
16	3	212	CLA	C4D-ND	-3.01	1.33	1.37
16	A	827	CLA	C3B-CAB	-3.01	1.41	1.47
16	B	830	CLA	CMD-C2D	-3.01	1.44	1.50
17	1	614	ZEX	C15-C14	3.01	1.52	1.43
16	A	834	CLA	CHC-C1C	3.00	1.42	1.35
16	B	837	CLA	CMB-C2B	-3.00	1.45	1.51
17	1	617	ZEX	C15-C14	3.00	1.52	1.43
16	B	819	CLA	C1D-ND	3.00	1.41	1.37
16	B	827	CLA	CHC-C1C	3.00	1.42	1.35
16	A	806	CLA	C1D-ND	2.99	1.41	1.37
16	2	602	CLA	CHC-C1C	2.99	1.42	1.35
17	3	214	ZEX	C32-C33	2.99	1.52	1.45
16	B	808	CLA	C3B-C2B	-2.99	1.36	1.40
16	B	840	CLA	CHC-C1C	2.98	1.42	1.35
16	1	602	CLA	C1D-ND	2.98	1.41	1.37
16	A	852	CLA	C1D-ND	2.98	1.41	1.37
16	B	814	CLA	CHC-C1C	2.98	1.42	1.35
16	3	210	CLA	CHC-C1C	2.98	1.42	1.35
16	B	836	CLA	CMB-C2B	-2.98	1.45	1.51

Continued on next page...

Continued from previous page...

Mol	Chain	Res	Type	Atoms	Z	Observed(Å)	Ideal(Å)
16	B	804	CLA	C3B-CAB	-2.98	1.41	1.47
16	B	816	CLA	C1D-ND	2.97	1.41	1.37
16	2	611	CLA	CHC-C1C	2.97	1.42	1.35
16	O	204	CLA	CHC-C1C	2.97	1.42	1.35
16	B	836	CLA	C3B-C2B	-2.97	1.36	1.40
16	B	841	CLA	C1D-ND	2.97	1.41	1.37
17	3	215	ZEX	C15-C14	2.97	1.52	1.43
17	1	617	ZEX	C11-C10	2.96	1.52	1.43
16	B	839	CLA	C1D-ND	2.96	1.41	1.37
16	A	817	CLA	MG-ND	-2.96	1.99	2.05
16	A	830	CLA	CHC-C1C	2.96	1.42	1.35
16	A	833	CLA	C1D-ND	2.96	1.41	1.37
16	A	851	CLA	CMB-C2B	-2.96	1.45	1.51
16	B	811	CLA	CMB-C2B	-2.96	1.45	1.51
16	B	842	CLA	CHC-C1C	2.95	1.42	1.35
16	1	610	CLA	CHC-C1C	2.95	1.42	1.35
16	B	822	CLA	CHC-C1C	2.95	1.42	1.35
16	B	832	CLA	C3B-C2B	-2.95	1.36	1.40
16	A	827	CLA	CHC-C1C	2.95	1.42	1.35
16	2	607	CLA	CHC-C1C	2.95	1.42	1.35
16	1	605	CLA	C4D-ND	-2.95	1.33	1.37
16	A	833	CLA	CHC-C1C	2.95	1.42	1.35
16	L	201	CLA	CHC-C1C	2.95	1.42	1.35
16	1	611	CLA	C1D-ND	2.94	1.41	1.37
17	3	201	ZEX	C8-C7	2.94	1.42	1.33
17	2	615	ZEX	C31-C30	2.94	1.52	1.43
16	3	202	CLA	CHC-C1C	2.94	1.42	1.35
22	B	847	BCR	C30-C25	-2.94	1.49	1.53
16	A	826	CLA	C1D-ND	2.94	1.41	1.37
16	B	828	CLA	C1D-ND	2.94	1.41	1.37
16	1	607	CLA	CHC-C1C	2.94	1.42	1.35
16	B	821	CLA	C1D-ND	2.94	1.41	1.37
16	2	609	CLA	CHC-C1C	2.93	1.42	1.35
17	1	615	ZEX	C15-C14	2.93	1.52	1.43
16	L	205	CLA	CHC-C1C	2.93	1.42	1.35
16	A	805	CLA	CHC-C1C	2.93	1.42	1.35
16	K	101	CLA	CHC-C1C	2.93	1.42	1.35
22	K	103	BCR	C30-C25	-2.93	1.49	1.53
16	B	833	CLA	C3B-C2B	-2.93	1.36	1.40
16	B	816	CLA	CHC-C1C	2.92	1.42	1.35
16	1	605	CLA	CHC-C1C	2.92	1.42	1.35
16	A	832	CLA	C3B-C2B	-2.92	1.36	1.40

Continued on next page...

Continued from previous page...

Mol	Chain	Res	Type	Atoms	Z	Observed(Å)	Ideal(Å)
16	1	603	CLA	CMB-C2B	-2.92	1.45	1.51
16	A	807	CLA	CMB-C2B	-2.92	1.45	1.51
16	A	837	CLA	C1D-ND	2.92	1.41	1.37
16	B	821	CLA	C3B-C2B	-2.92	1.36	1.40
16	B	820	CLA	CMB-C2B	-2.91	1.45	1.51
16	B	823	CLA	CHC-C1C	2.91	1.42	1.35
16	B	820	CLA	C1D-ND	2.91	1.41	1.37
16	A	813	CLA	CHC-C1C	2.91	1.42	1.35
16	B	831	CLA	CMD-C2D	-2.91	1.44	1.50
16	1	612	CLA	CHC-C1C	2.91	1.42	1.35
17	3	215	ZEX	C8-C9	2.91	1.52	1.45
16	2	603	CLA	CMB-C2B	-2.91	1.45	1.51
16	B	819	CLA	C3B-C2B	-2.91	1.36	1.40
16	A	824	CLA	CHC-C1C	2.90	1.42	1.35
16	1	603	CLA	C1D-ND	2.90	1.41	1.37
22	K	103	BCR	C1-C6	-2.90	1.49	1.53
16	A	806	CLA	CHC-C1C	2.90	1.42	1.35
22	B	844	BCR	C1-C6	-2.90	1.49	1.53
16	A	833	CLA	CMB-C2B	-2.90	1.45	1.51
16	B	836	CLA	CHC-C1C	2.90	1.42	1.35
16	2	612	CLA	CHC-C1C	2.90	1.42	1.35
16	A	823	CLA	CHC-C1C	2.90	1.42	1.35
16	A	820	CLA	CHC-C1C	2.90	1.42	1.35
16	A	832	CLA	CMB-C2B	-2.89	1.45	1.51
16	A	828	CLA	MG-ND	-2.89	2.00	2.05
16	J	101	CLA	CHC-C1C	2.89	1.42	1.35
24	A	853	BGC	O2-C2	-2.89	1.37	1.43
16	A	851	CLA	CHC-C1C	2.89	1.42	1.35
16	3	212	CLA	CHC-C1C	2.89	1.42	1.35
16	1	609	CLA	CHC-C1C	2.89	1.42	1.35
16	K	101	CLA	C1D-ND	2.89	1.41	1.37
17	1	613	ZEX	C15-C14	2.89	1.52	1.43
16	B	805	CLA	CMB-C2B	-2.89	1.45	1.51
22	F	801	BCR	C1-C6	-2.89	1.49	1.53
16	L	204	CLA	CHC-C1C	2.88	1.42	1.35
16	3	213	CLA	CHC-C1C	2.88	1.42	1.35
17	3	216	ZEX	C1-C6	2.88	1.57	1.53
17	2	616	ZEX	C32-C33	2.88	1.52	1.45
16	A	814	CLA	CHC-C1C	2.88	1.42	1.35
17	1	616	ZEX	C32-C33	2.88	1.52	1.45
16	B	803	CLA	CHC-C1C	2.88	1.42	1.35
16	B	837	CLA	C3B-CAB	-2.88	1.42	1.47

Continued on next page...

Continued from previous page...

Mol	Chain	Res	Type	Atoms	Z	Observed(Å)	Ideal(Å)
16	3	202	CLA	C4D-ND	-2.88	1.33	1.37
16	1	604	CLA	CHC-C1C	2.87	1.42	1.35
16	A	808	CLA	C3B-CAB	-2.87	1.42	1.47
22	A	844	BCR	C1-C6	-2.87	1.49	1.53
16	A	837	CLA	CMB-C2B	-2.87	1.45	1.51
16	2	601	CLA	CHC-C1C	2.87	1.42	1.35
16	A	810	CLA	CMB-C2B	-2.87	1.45	1.51
16	B	810	CLA	C1D-ND	2.87	1.41	1.37
22	B	847	BCR	C1-C6	-2.87	1.49	1.53
16	A	834	CLA	CMB-C2B	-2.87	1.45	1.51
16	2	601	CLA	C1D-ND	2.87	1.41	1.37
16	B	802	CLA	C1D-ND	2.87	1.41	1.37
16	A	804	CLA	C1D-ND	2.87	1.41	1.37
16	L	203	CLA	CHC-C1C	2.87	1.42	1.35
16	B	810	CLA	CHC-C1C	2.87	1.42	1.35
16	A	829	CLA	CMD-C2D	-2.86	1.44	1.50
16	1	601	CLA	CHC-C1C	2.86	1.42	1.35
16	1	611	CLA	CHC-C1C	2.86	1.42	1.35
16	B	815	CLA	CHC-C1C	2.86	1.42	1.35
16	F	802	CLA	CMB-C2B	-2.86	1.45	1.51
16	B	807	CLA	C1D-ND	2.86	1.41	1.37
16	B	835	CLA	CHC-C1C	2.86	1.42	1.35
16	A	852	CLA	CMB-C2B	-2.86	1.45	1.51
17	1	617	ZEX	C24-C25	2.86	1.53	1.50
16	A	812	CLA	CHC-C1C	2.86	1.42	1.35
16	A	812	CLA	CMB-C2B	-2.85	1.45	1.51
16	A	836	CLA	CHC-C1C	2.85	1.42	1.35
16	L	204	CLA	C1D-ND	2.85	1.41	1.37
16	B	802	CLA	CHC-C1C	2.85	1.42	1.35
16	K	102	CLA	CHC-C1C	2.85	1.42	1.35
16	A	837	CLA	CHC-C1C	2.85	1.42	1.35
25	B	850	DGD	O2G-C2G	-2.85	1.39	1.46
16	A	838	CLA	CMB-C2B	-2.85	1.45	1.51
16	L	201	CLA	C1D-ND	2.85	1.41	1.37
16	A	811	CLA	CHC-C1C	2.84	1.42	1.35
16	A	831	CLA	CMB-C2B	-2.84	1.45	1.51
16	2	604	CLA	CHC-C1C	2.84	1.42	1.35
16	B	809	CLA	CHC-C1C	2.84	1.42	1.35
17	3	216	ZEX	C32-C33	2.84	1.52	1.45
16	B	808	CLA	C3B-CAB	-2.84	1.42	1.47
16	B	801	CLA	MG-ND	-2.84	2.00	2.05
16	B	808	CLA	CMB-C2B	-2.84	1.45	1.51

Continued on next page...

Continued from previous page...

Mol	Chain	Res	Type	Atoms	Z	Observed(Å)	Ideal(Å)
16	A	826	CLA	CHC-C1C	2.84	1.42	1.35
21	A	841	LHG	O7-C5	-2.84	1.39	1.46
16	B	840	CLA	CMC-C2C	-2.84	1.44	1.50
16	1	603	CLA	CHC-C1C	2.83	1.42	1.35
16	A	809	CLA	CMB-C2B	-2.83	1.45	1.51
16	B	810	CLA	CMD-C2D	-2.83	1.44	1.50
17	3	217	ZEX	C32-C33	2.83	1.52	1.45
17	3	201	ZEX	C12-C13	2.83	1.52	1.45
16	B	837	CLA	C1D-ND	2.82	1.41	1.37
16	3	211	CLA	CHC-C1C	2.82	1.42	1.35
16	B	839	CLA	CHC-C1C	2.82	1.42	1.35
17	2	617	ZEX	C15-C14	2.82	1.52	1.43
17	1	614	ZEX	C32-C33	2.81	1.52	1.45
16	B	802	CLA	MG-ND	-2.81	2.00	2.05
20	B	843	PQN	C10-C5	-2.81	1.36	1.40
16	A	838	CLA	CHC-C1C	2.81	1.42	1.35
16	B	829	CLA	C3B-C2B	-2.81	1.36	1.40
16	B	833	CLA	CMB-C2B	-2.80	1.45	1.51
16	A	810	CLA	CHC-C1C	2.80	1.42	1.35
16	1	601	CLA	CMC-C2C	-2.80	1.44	1.50
17	2	615	ZEX	C15-C14	2.80	1.52	1.43
17	1	614	ZEX	C1-C6	2.80	1.57	1.53
16	2	613	CLA	CHC-C1C	2.80	1.42	1.35
16	A	807	CLA	CHC-C1C	2.80	1.42	1.35
17	1	617	ZEX	C8-C7	2.80	1.41	1.33
16	A	804	CLA	CHC-C1C	2.79	1.42	1.35
16	B	834	CLA	CHC-C1C	2.79	1.42	1.35
16	B	831	CLA	C1D-ND	2.79	1.41	1.37
16	B	824	CLA	CHC-C1C	2.79	1.42	1.35
20	A	840	PQN	C3-C2	2.79	1.40	1.35
16	L	201	CLA	CMB-C2B	-2.79	1.45	1.51
16	A	835	CLA	CHC-C1C	2.79	1.42	1.35
16	B	826	CLA	CHC-C1C	2.79	1.42	1.35
16	B	817	CLA	CHC-C1C	2.78	1.42	1.35
17	3	217	ZEX	C1-C6	2.78	1.57	1.53
20	B	843	PQN	C3-C2	2.78	1.40	1.35
16	A	839	CLA	C1D-ND	2.78	1.41	1.37
16	B	803	CLA	C1D-ND	2.78	1.41	1.37
16	A	827	CLA	CMB-C2B	-2.78	1.45	1.51
16	A	827	CLA	CMC-C2C	-2.78	1.44	1.50
16	A	806	CLA	CMD-C2D	-2.78	1.44	1.50
16	A	836	CLA	C3B-C2B	-2.78	1.36	1.40

Continued on next page...

Continued from previous page...

Mol	Chain	Res	Type	Atoms	Z	Observed(Å)	Ideal(Å)
16	2	602	CLA	CMB-C2B	-2.78	1.45	1.51
16	B	807	CLA	CMB-C2B	-2.78	1.45	1.51
16	A	835	CLA	C1D-ND	2.78	1.41	1.37
16	B	801	CLA	CHC-C1C	2.77	1.42	1.35
17	2	617	ZEX	C32-C33	2.77	1.51	1.45
16	A	822	CLA	CHC-C1C	2.77	1.42	1.35
22	A	849	BCR	C30-C25	-2.77	1.50	1.53
16	A	826	CLA	CMC-C2C	-2.77	1.44	1.50
16	A	815	CLA	CHC-C1C	2.76	1.42	1.35
16	2	606	CLA	CHC-C1C	2.76	1.42	1.35
20	A	840	PQN	C10-C5	-2.76	1.36	1.40
16	B	833	CLA	C1D-ND	2.76	1.41	1.37
16	A	850	CLA	MG-ND	-2.76	2.00	2.05
22	J	102	BCR	C30-C25	-2.76	1.50	1.53
16	B	830	CLA	C3B-C2B	-2.76	1.36	1.40
16	1	607	CLA	CMD-C2D	-2.76	1.45	1.50
16	2	610	CLA	CHC-C1C	2.75	1.42	1.35
16	B	839	CLA	CMB-C2B	-2.75	1.45	1.51
16	3	207	CLA	CHC-C1C	2.75	1.42	1.35
16	2	605	CLA	CHC-C1C	2.75	1.42	1.35
16	3	207	CLA	CMB-C2B	-2.75	1.45	1.51
16	A	819	CLA	CHC-C1C	2.75	1.42	1.35
16	A	825	CLA	C3B-C2B	-2.75	1.36	1.40
16	B	821	CLA	CHC-C1C	2.75	1.42	1.35
22	B	848	BCR	C1-C6	-2.74	1.50	1.53
16	A	817	CLA	CMB-C2B	-2.74	1.45	1.51
16	F	802	CLA	CHC-C1C	2.74	1.42	1.35
16	B	829	CLA	C1D-ND	2.74	1.41	1.37
16	A	827	CLA	C3B-C2B	-2.74	1.36	1.40
16	A	802	CLA	CMB-C2B	-2.74	1.45	1.51
16	A	850	CLA	C3B-CAB	-2.74	1.42	1.47
16	L	205	CLA	CMB-C2B	-2.74	1.45	1.51
16	B	805	CLA	CMC-C2C	-2.74	1.45	1.50
16	B	805	CLA	MG-ND	-2.74	2.00	2.05
16	B	827	CLA	CMB-C2B	-2.74	1.45	1.51
16	A	852	CLA	CHC-C1C	2.74	1.42	1.35
22	L	207	BCR	C30-C25	-2.73	1.50	1.53
22	L	206	BCR	C1-C6	-2.73	1.50	1.53
16	L	203	CLA	CMB-C2B	-2.73	1.46	1.51
16	A	827	CLA	C1D-ND	2.73	1.41	1.37
16	A	804	CLA	C3B-CAB	-2.72	1.42	1.47
16	A	817	CLA	CHC-C1C	2.72	1.41	1.35

Continued on next page...

Continued from previous page...

Mol	Chain	Res	Type	Atoms	Z	Observed(Å)	Ideal(Å)
16	B	810	CLA	C3B-C2B	-2.72	1.36	1.40
16	A	824	CLA	CMD-C2D	-2.72	1.45	1.50
17	1	615	ZEX	C32-C33	2.72	1.51	1.45
16	B	829	CLA	CMB-C2B	-2.72	1.46	1.51
22	B	845	BCR	C1-C6	-2.71	1.50	1.53
16	2	603	CLA	CHC-C1C	2.71	1.41	1.35
17	1	614	ZEX	C8-C7	2.71	1.41	1.33
17	1	616	ZEX	C24-C25	2.71	1.53	1.50
17	1	613	ZEX	C8-C7	2.71	1.41	1.33
16	A	821	CLA	CMB-C2B	-2.71	1.46	1.51
16	B	824	CLA	C1D-ND	2.71	1.41	1.37
16	A	806	CLA	MG-ND	-2.71	2.00	2.05
20	B	843	PQN	C5-C4	-2.71	1.43	1.48
16	B	809	CLA	CMB-C2B	-2.70	1.46	1.51
16	A	802	CLA	CHC-C1C	2.70	1.41	1.35
16	A	831	CLA	CHC-C1C	2.70	1.41	1.35
16	B	809	CLA	C1D-ND	2.70	1.41	1.37
16	A	812	CLA	C3B-C2B	-2.70	1.36	1.40
16	B	830	CLA	MG-ND	-2.70	2.00	2.05
16	B	808	CLA	MG-ND	-2.70	2.00	2.05
16	A	804	CLA	CMC-C2C	-2.70	1.45	1.50
16	3	206	CLA	CHC-C1C	2.70	1.41	1.35
22	A	843	BCR	C30-C25	-2.69	1.50	1.53
17	2	614	ZEX	C32-C33	2.69	1.51	1.45
16	A	830	CLA	C3B-C2B	-2.69	1.36	1.40
16	A	832	CLA	C3B-CAB	-2.69	1.42	1.47
16	A	809	CLA	CHC-C1C	2.69	1.41	1.35
16	B	830	CLA	C1D-ND	2.69	1.41	1.37
16	A	825	CLA	C3B-CAB	-2.69	1.42	1.47
16	B	803	CLA	CMB-C2B	-2.69	1.46	1.51
16	B	819	CLA	CHC-C1C	2.69	1.41	1.35
16	A	808	CLA	CHC-C1C	2.69	1.41	1.35
17	3	214	ZEX	C1-C6	2.69	1.57	1.53
16	B	831	CLA	MG-ND	-2.69	2.00	2.05
16	B	832	CLA	CMB-C2B	-2.69	1.46	1.51
16	A	824	CLA	CMB-C2B	-2.69	1.46	1.51
16	A	818	CLA	C1D-ND	2.69	1.41	1.37
16	A	850	CLA	CHC-C1C	2.69	1.41	1.35
16	B	807	CLA	C3B-C2B	-2.69	1.36	1.40
17	2	615	ZEX	C8-C7	2.68	1.41	1.33
16	A	811	CLA	CMB-C2B	-2.68	1.46	1.51
16	B	815	CLA	CMB-C2B	-2.68	1.46	1.51

Continued on next page...

Continued from previous page...

Mol	Chain	Res	Type	Atoms	Z	Observed(Å)	Ideal(Å)
25	B	850	DGD	O1G-C1G	-2.68	1.39	1.45
16	B	840	CLA	CMB-C2B	-2.68	1.46	1.51
16	A	821	CLA	CHC-C1C	2.68	1.41	1.35
16	A	807	CLA	C1D-ND	2.68	1.41	1.37
17	1	616	ZEX	C8-C7	2.67	1.41	1.33
16	A	804	CLA	C3B-C2B	-2.67	1.36	1.40
16	2	604	CLA	CMB-C2B	-2.67	1.46	1.51
17	1	616	ZEX	C12-C13	2.67	1.51	1.45
16	1	603	CLA	C3B-C2B	-2.67	1.36	1.40
16	A	802	CLA	CMC-C2C	-2.67	1.45	1.50
22	B	849	BCR	C1-C6	-2.67	1.50	1.53
16	B	813	CLA	CHC-C1C	2.67	1.41	1.35
16	3	208	CLA	CMC-C2C	-2.67	1.45	1.50
16	3	206	CLA	C3B-C2B	-2.67	1.36	1.40
16	B	829	CLA	CHC-C1C	2.67	1.41	1.35
16	B	826	CLA	CMD-C2D	-2.66	1.45	1.50
16	A	818	CLA	MG-ND	-2.66	2.00	2.05
16	A	815	CLA	CMB-C2B	-2.66	1.46	1.51
16	A	830	CLA	CMB-C2B	-2.66	1.46	1.51
16	B	826	CLA	C1D-ND	2.66	1.41	1.37
16	B	805	CLA	CHC-C1C	2.66	1.41	1.35
16	A	813	CLA	CMB-C2B	-2.66	1.46	1.51
16	A	820	CLA	CMC-C2C	-2.66	1.45	1.50
16	A	850	CLA	CMB-C2B	-2.66	1.46	1.51
16	3	205	CLA	CMB-C2B	-2.66	1.46	1.51
16	1	602	CLA	CHC-C1C	2.66	1.41	1.35
16	1	601	CLA	CMB-C2B	-2.65	1.46	1.51
17	1	617	ZEX	C32-C33	2.65	1.51	1.45
22	L	206	BCR	C30-C25	-2.65	1.50	1.53
16	A	825	CLA	CMB-C2B	-2.65	1.46	1.51
17	3	216	ZEX	C8-C7	2.65	1.41	1.33
16	B	820	CLA	CHC-C1C	2.64	1.41	1.35
16	A	838	CLA	C1D-ND	2.64	1.41	1.37
16	B	816	CLA	CMD-C2D	-2.64	1.45	1.50
16	A	816	CLA	C1D-ND	2.64	1.41	1.37
16	A	819	CLA	CMB-C2B	-2.64	1.46	1.51
16	A	822	CLA	CMB-C2B	-2.64	1.46	1.51
16	B	837	CLA	CMC-C2C	-2.64	1.45	1.50
16	A	826	CLA	CMB-C2B	-2.64	1.46	1.51
16	B	813	CLA	CMB-C2B	-2.64	1.46	1.51
16	A	823	CLA	CMB-C2B	-2.64	1.46	1.51
16	B	835	CLA	CMB-C2B	-2.63	1.46	1.51

Continued on next page...

Continued from previous page...

Mol	Chain	Res	Type	Atoms	Z	Observed(Å)	Ideal(Å)
16	A	839	CLA	CHC-C1C	2.63	1.41	1.35
16	B	819	CLA	MG-ND	-2.63	2.00	2.05
17	2	616	ZEX	C1-C6	2.63	1.57	1.53
16	B	810	CLA	CMB-C2B	-2.63	1.46	1.51
16	B	807	CLA	CHC-C1C	2.63	1.41	1.35
16	O	201	CLA	CMB-C2B	-2.63	1.46	1.51
16	B	825	CLA	CMB-C2B	-2.63	1.46	1.51
17	3	217	ZEX	C8-C7	2.62	1.41	1.33
16	3	208	CLA	CMB-C2B	-2.62	1.46	1.51
16	A	816	CLA	CMB-C2B	-2.62	1.46	1.51
16	B	826	CLA	C3B-C2B	-2.62	1.36	1.40
24	A	853	BGC	O3-C3	-2.62	1.36	1.43
16	B	804	CLA	CMB-C2B	-2.62	1.46	1.51
16	A	807	CLA	C3B-C2B	-2.62	1.36	1.40
16	J	101	CLA	CMB-C2B	-2.62	1.46	1.51
16	L	204	CLA	CMB-C2B	-2.62	1.46	1.51
16	A	839	CLA	C3B-C2B	-2.61	1.36	1.40
16	1	610	CLA	CMB-C2B	-2.61	1.46	1.51
17	1	613	ZEX	C32-C33	2.61	1.51	1.45
16	A	805	CLA	CMB-C2B	-2.61	1.46	1.51
16	F	803	CLA	CMB-C2B	-2.61	1.46	1.51
17	3	215	ZEX	C32-C33	2.61	1.51	1.45
16	2	607	CLA	CMB-C2B	-2.60	1.46	1.51
16	A	806	CLA	C3B-C2B	-2.60	1.36	1.40
16	B	838	CLA	C3B-CAB	-2.60	1.42	1.47
16	B	829	CLA	MG-ND	-2.60	2.00	2.05
16	B	808	CLA	CHC-C1C	2.60	1.41	1.35
16	2	612	CLA	CMB-C2B	-2.60	1.46	1.51
16	A	808	CLA	CMD-C2D	-2.60	1.45	1.50
16	B	829	CLA	CMC-C2C	-2.60	1.45	1.50
16	B	838	CLA	CMC-C2C	-2.60	1.45	1.50
16	B	828	CLA	CMB-C2B	-2.60	1.46	1.51
16	B	837	CLA	MG-ND	-2.60	2.00	2.05
16	A	829	CLA	CMC-C2C	-2.59	1.45	1.50
22	F	804	BCR	C1-C6	-2.59	1.50	1.53
16	A	808	CLA	C3B-C2B	-2.59	1.36	1.40
17	2	617	ZEX	C8-C9	2.59	1.51	1.45
16	B	811	CLA	C3B-C2B	-2.59	1.36	1.40
16	A	817	CLA	C3B-CAB	-2.59	1.42	1.47
16	A	850	CLA	CMD-C2D	-2.59	1.45	1.50
16	B	812	CLA	CMB-C2B	-2.59	1.46	1.51
16	A	803	CLA	CMB-C2B	-2.59	1.46	1.51

Continued on next page...

Continued from previous page...

Mol	Chain	Res	Type	Atoms	Z	Observed(Å)	Ideal(Å)
16	A	821	CLA	C1D-ND	2.58	1.41	1.37
16	B	811	CLA	CHC-C1C	2.58	1.41	1.35
19	A	801	CL0	C5-C3	-2.58	1.45	1.51
16	A	804	CLA	CMD-C2D	-2.58	1.45	1.50
16	B	840	CLA	C3B-C2B	-2.58	1.36	1.40
16	1	606	CLA	CHC-C1C	2.58	1.41	1.35
16	B	831	CLA	CHC-C1C	2.58	1.41	1.35
16	A	838	CLA	CMC-C2C	-2.58	1.45	1.50
16	B	841	CLA	CMD-C2D	-2.58	1.45	1.50
16	B	830	CLA	CHC-C1C	2.57	1.41	1.35
16	3	204	CLA	CHC-C1C	2.57	1.41	1.35
16	B	822	CLA	CMB-C2B	-2.57	1.46	1.51
17	2	614	ZEX	C8-C7	2.57	1.40	1.33
16	3	205	CLA	CMC-C2C	-2.57	1.45	1.50
16	B	827	CLA	C3B-CAB	-2.57	1.42	1.47
16	A	826	CLA	MG-ND	-2.57	2.00	2.05
16	A	816	CLA	CMD-C2D	-2.57	1.45	1.50
16	K	101	CLA	CMB-C2B	-2.57	1.46	1.51
16	B	841	CLA	CHC-C1C	2.56	1.41	1.35
16	A	830	CLA	CMD-C2D	-2.56	1.45	1.50
16	1	611	CLA	CMB-C2B	-2.56	1.46	1.51
17	2	616	ZEX	C8-C7	2.56	1.40	1.33
16	A	809	CLA	C3B-C2B	-2.56	1.36	1.40
17	3	217	ZEX	C12-C13	2.56	1.51	1.45
17	3	215	ZEX	C12-C13	2.56	1.51	1.45
16	A	810	CLA	CMD-C2D	-2.56	1.45	1.50
17	2	617	ZEX	C1-C6	2.56	1.57	1.53
16	A	819	CLA	CMD-C2D	-2.56	1.45	1.50
16	A	808	CLA	MG-ND	-2.55	2.00	2.05
17	2	614	ZEX	C24-C25	2.55	1.53	1.50
16	A	817	CLA	C3B-C2B	-2.55	1.36	1.40
16	1	603	CLA	CMD-C2D	-2.55	1.45	1.50
16	A	835	CLA	C3B-CAB	-2.55	1.42	1.47
17	1	615	ZEX	C24-C25	2.55	1.53	1.50
17	3	214	ZEX	C8-C7	2.54	1.40	1.33
16	1	607	CLA	CMB-C2B	-2.54	1.46	1.51
16	3	204	CLA	CMB-C2B	-2.54	1.46	1.51
17	1	615	ZEX	C8-C7	2.54	1.40	1.33
16	B	816	CLA	CMB-C2B	-2.54	1.46	1.51
16	B	814	CLA	CMB-C2B	-2.54	1.46	1.51
16	B	834	CLA	CMC-C2C	-2.54	1.45	1.50
16	B	832	CLA	C3B-CAB	-2.54	1.42	1.47

Continued on next page...

Continued from previous page...

Mol	Chain	Res	Type	Atoms	Z	Observed(Å)	Ideal(Å)
16	1	605	CLA	CMB-C2B	-2.54	1.46	1.51
16	3	211	CLA	CMB-C2B	-2.53	1.46	1.51
16	A	827	CLA	CMD-C2D	-2.53	1.45	1.50
16	3	206	CLA	MG-ND	-2.53	2.00	2.05
17	3	218	ZEX	C1-C6	2.53	1.57	1.53
16	A	814	CLA	CMC-C2C	-2.53	1.45	1.50
16	A	825	CLA	C1D-ND	2.53	1.40	1.37
16	B	803	CLA	C3B-C2B	-2.53	1.36	1.40
16	A	818	CLA	CHC-C1C	2.53	1.41	1.35
16	B	842	CLA	CMB-C2B	-2.52	1.46	1.51
16	B	837	CLA	CHC-C1C	2.52	1.41	1.35
16	B	823	CLA	CMB-C2B	-2.52	1.46	1.51
16	3	203	CLA	CMC-C2C	-2.52	1.45	1.50
17	2	616	ZEX	C12-C13	2.52	1.51	1.45
16	1	612	CLA	CMB-C2B	-2.52	1.46	1.51
16	2	606	CLA	CMB-C2B	-2.52	1.46	1.51
22	B	845	BCR	C30-C25	-2.52	1.50	1.53
16	2	605	CLA	CMB-C2B	-2.52	1.46	1.51
16	1	606	CLA	CMB-C2B	-2.52	1.46	1.51
16	B	827	CLA	C3B-C2B	-2.51	1.36	1.40
16	B	810	CLA	C3B-CAB	-2.51	1.42	1.47
16	1	608	CLA	CMB-C2B	-2.51	1.46	1.51
16	2	613	CLA	CMB-C2B	-2.51	1.46	1.51
16	B	804	CLA	C1D-ND	2.51	1.40	1.37
16	1	602	CLA	CMB-C2B	-2.51	1.46	1.51
16	3	213	CLA	CMB-C2B	-2.51	1.46	1.51
25	B	850	DGD	C4D-C5D	2.50	1.58	1.53
17	3	214	ZEX	C12-C13	2.50	1.51	1.45
16	B	820	CLA	CMD-C2D	-2.50	1.45	1.50
16	B	817	CLA	CMB-C2B	-2.50	1.46	1.51
16	B	804	CLA	CMC-C2C	-2.50	1.45	1.50
16	B	812	CLA	CHC-C1C	2.50	1.41	1.35
16	1	603	CLA	C3B-CAB	-2.50	1.42	1.47
17	1	615	ZEX	C12-C13	2.49	1.51	1.45
16	2	601	CLA	CMB-C2B	-2.49	1.46	1.51
16	A	830	CLA	C3B-CAB	-2.49	1.42	1.47
20	A	840	PQN	C11-C12	2.49	1.54	1.50
16	B	805	CLA	C3B-CAB	-2.49	1.42	1.47
16	B	801	CLA	CAC-C3C	-2.49	1.44	1.51
16	2	610	CLA	CMB-C2B	-2.49	1.46	1.51
16	A	816	CLA	CMC-C2C	-2.49	1.45	1.50
16	K	101	CLA	CMD-C2D	-2.49	1.45	1.50

Continued on next page...

Continued from previous page...

Mol	Chain	Res	Type	Atoms	Z	Observed(Å)	Ideal(Å)
16	B	831	CLA	C3B-C2B	-2.48	1.36	1.40
16	2	611	CLA	CMB-C2B	-2.48	1.46	1.51
16	B	832	CLA	CMD-C2D	-2.48	1.45	1.50
16	3	202	CLA	CMB-C2B	-2.48	1.46	1.51
16	K	102	CLA	CMB-C2B	-2.48	1.46	1.51
16	1	604	CLA	MG-ND	-2.48	2.00	2.05
16	B	817	CLA	CMC-C2C	-2.48	1.45	1.50
16	A	824	CLA	C3B-C2B	-2.48	1.36	1.40
16	A	831	CLA	MG-ND	-2.48	2.00	2.05
17	1	613	ZEX	C12-C13	2.48	1.51	1.45
16	B	834	CLA	CMB-C2B	-2.48	1.46	1.51
16	A	823	CLA	CMC-C2C	-2.48	1.45	1.50
16	B	807	CLA	C3B-CAB	-2.48	1.42	1.47
19	A	801	CL0	C3B-C2B	2.48	1.43	1.40
16	A	813	CLA	CMD-C2D	-2.48	1.45	1.50
16	A	822	CLA	C3B-C2B	-2.48	1.36	1.40
16	A	829	CLA	C4B-CHC	-2.47	1.34	1.41
16	2	608	CLA	CMB-C2B	-2.47	1.46	1.51
16	A	817	CLA	CMD-C2D	-2.47	1.45	1.50
16	3	210	CLA	CMB-C2B	-2.47	1.46	1.51
16	A	828	CLA	C3B-CAB	-2.47	1.42	1.47
16	B	818	CLA	CMB-C2B	-2.47	1.46	1.51
16	A	807	CLA	CMD-C2D	-2.47	1.45	1.50
17	3	216	ZEX	C12-C13	2.46	1.51	1.45
16	A	804	CLA	MG-ND	-2.46	2.00	2.05
16	A	818	CLA	C3B-CAB	-2.46	1.42	1.47
17	2	614	ZEX	C1-C6	2.46	1.57	1.53
16	B	824	CLA	CMD-C2D	-2.46	1.45	1.50
16	3	203	CLA	CMB-C2B	-2.46	1.46	1.51
16	A	832	CLA	CHC-C1C	2.46	1.41	1.35
16	B	806	CLA	CMB-C2B	-2.46	1.46	1.51
22	B	844	BCR	C30-C25	-2.45	1.50	1.53
16	A	835	CLA	CMB-C2B	-2.45	1.46	1.51
16	2	609	CLA	CMB-C2B	-2.45	1.46	1.51
16	B	803	CLA	C3B-CAB	-2.45	1.42	1.47
16	A	805	CLA	CMC-C2C	-2.45	1.45	1.50
16	O	204	CLA	CMD-C2D	-2.45	1.45	1.50
16	B	831	CLA	CMC-C2C	-2.45	1.45	1.50
17	3	217	ZEX	C24-C25	2.44	1.52	1.50
16	F	802	CLA	CMD-C2D	-2.44	1.45	1.50
16	B	826	CLA	MG-ND	-2.44	2.00	2.05
16	A	826	CLA	CMD-C2D	-2.44	1.45	1.50

Continued on next page...

Continued from previous page...

Mol	Chain	Res	Type	Atoms	Z	Observed(Å)	Ideal(Å)
16	B	827	CLA	MG-ND	-2.44	2.01	2.05
16	A	803	CLA	C3B-CAB	-2.44	1.43	1.47
16	A	820	CLA	C3B-C2B	-2.44	1.37	1.40
16	A	802	CLA	CMD-C2D	-2.43	1.45	1.50
16	3	204	CLA	CMD-C2D	-2.43	1.45	1.50
16	3	206	CLA	CMD-C2D	-2.43	1.45	1.50
17	1	614	ZEX	C12-C13	2.43	1.51	1.45
16	A	850	CLA	C3B-C2B	-2.43	1.37	1.40
16	B	840	CLA	C3B-CAB	-2.43	1.43	1.47
16	A	811	CLA	CMD-C2D	-2.43	1.45	1.50
16	1	606	CLA	CMD-C2D	-2.42	1.45	1.50
16	A	813	CLA	MG-ND	-2.42	2.01	2.05
16	1	601	CLA	C3B-C2B	-2.42	1.37	1.40
16	1	603	CLA	MG-ND	-2.42	2.01	2.05
16	2	603	CLA	CMC-C2C	-2.42	1.45	1.50
16	O	202	CLA	CMB-C2B	-2.42	1.46	1.51
16	B	834	CLA	C3B-C2B	-2.42	1.37	1.40
16	A	818	CLA	CMD-C2D	-2.42	1.45	1.50
16	B	824	CLA	C3B-C2B	-2.42	1.37	1.40
16	A	815	CLA	CMD-C2D	-2.41	1.45	1.50
16	B	802	CLA	CMD-C2D	-2.41	1.45	1.50
16	3	212	CLA	CMB-C2B	-2.41	1.46	1.51
16	B	809	CLA	C3B-C2B	-2.41	1.37	1.40
16	B	827	CLA	C1D-ND	2.41	1.40	1.37
16	A	827	CLA	MG-ND	-2.41	2.01	2.05
16	B	819	CLA	C3B-CAB	-2.41	1.43	1.47
16	A	839	CLA	CMD-C2D	-2.41	1.45	1.50
17	2	617	ZEX	C8-C7	2.40	1.40	1.33
16	A	830	CLA	MG-ND	-2.40	2.01	2.05
16	2	603	CLA	CMD-C2D	-2.40	1.45	1.50
16	B	801	CLA	CMC-C2C	-2.40	1.45	1.50
16	1	609	CLA	CMB-C2B	-2.40	1.46	1.51
17	2	615	ZEX	C12-C13	2.40	1.51	1.45
16	B	828	CLA	CMC-C2C	-2.40	1.45	1.50
16	A	831	CLA	C3B-C2B	-2.40	1.37	1.40
16	3	209	CLA	CMB-C2B	-2.39	1.46	1.51
16	A	812	CLA	CMD-C2D	-2.39	1.45	1.50
16	B	808	CLA	CMC-C2C	-2.39	1.45	1.50
19	A	801	CL0	CHD-C4C	-2.39	1.33	1.39
17	2	615	ZEX	C32-C33	2.39	1.51	1.45
16	A	803	CLA	CMD-C2D	-2.38	1.45	1.50
17	3	215	ZEX	C8-C7	2.38	1.40	1.33

Continued on next page...

Continued from previous page...

Mol	Chain	Res	Type	Atoms	Z	Observed(Å)	Ideal(Å)
16	B	816	CLA	MG-ND	-2.38	2.01	2.05
16	A	851	CLA	CMC-C2C	-2.38	1.45	1.50
16	A	829	CLA	C1D-ND	2.38	1.40	1.37
16	A	814	CLA	CMB-C2B	-2.38	1.46	1.51
16	B	828	CLA	MG-ND	-2.38	2.01	2.05
16	A	810	CLA	C3B-C2B	-2.38	1.37	1.40
16	B	833	CLA	CMD-C2D	-2.37	1.45	1.50
16	3	207	CLA	C3B-CAB	-2.37	1.43	1.47
16	A	820	CLA	C3B-CAB	-2.37	1.43	1.47
16	1	604	CLA	CMB-C2B	-2.37	1.46	1.51
16	B	839	CLA	CMD-C2D	-2.37	1.45	1.50
16	B	807	CLA	MG-ND	-2.37	2.01	2.05
20	B	843	PQN	C11-C12	2.37	1.54	1.50
16	B	810	CLA	CMC-C2C	-2.37	1.45	1.50
16	A	838	CLA	CMD-C2D	-2.37	1.45	1.50
16	B	804	CLA	CMD-C2D	-2.37	1.45	1.50
16	B	834	CLA	CMD-C2D	-2.37	1.45	1.50
16	A	821	CLA	MG-ND	-2.36	2.01	2.05
16	1	611	CLA	CMD-C2D	-2.36	1.45	1.50
22	A	844	BCR	C30-C25	-2.36	1.50	1.53
16	A	835	CLA	CMD-C2D	-2.36	1.45	1.50
16	B	821	CLA	C3B-CAB	-2.36	1.43	1.47
16	B	828	CLA	C3B-CAB	-2.36	1.43	1.47
16	B	834	CLA	C3B-CAB	-2.36	1.43	1.47
16	B	828	CLA	C3B-C2B	-2.36	1.37	1.40
16	O	204	CLA	CMB-C2B	-2.36	1.46	1.51
16	A	815	CLA	C3B-C2B	-2.36	1.37	1.40
16	A	836	CLA	CMC-C2C	-2.35	1.45	1.50
16	A	806	CLA	C3B-CAB	-2.35	1.43	1.47
16	A	829	CLA	C1B-NB	-2.35	1.33	1.35
16	B	829	CLA	CMD-C2D	-2.35	1.45	1.50
17	1	616	ZEX	C1-C6	2.35	1.57	1.53
16	B	811	CLA	MG-ND	-2.35	2.01	2.05
16	B	837	CLA	CMD-C2D	-2.34	1.45	1.50
16	2	601	CLA	C3B-C2B	-2.34	1.37	1.40
16	A	812	CLA	CMC-C2C	-2.34	1.45	1.50
16	2	607	CLA	CMD-C2D	-2.34	1.45	1.50
16	2	603	CLA	C3B-CAB	-2.34	1.43	1.47
16	B	807	CLA	CMD-C2D	-2.34	1.45	1.50
16	A	828	CLA	CMC-C2C	-2.34	1.45	1.50
16	A	825	CLA	MG-ND	-2.34	2.01	2.05
16	A	837	CLA	MG-ND	-2.34	2.01	2.05

Continued on next page...

Continued from previous page...

Mol	Chain	Res	Type	Atoms	Z	Observed(Å)	Ideal(Å)
16	B	803	CLA	MG-ND	-2.34	2.01	2.05
16	B	803	CLA	CMD-C2D	-2.33	1.45	1.50
16	B	828	CLA	CMD-C2D	-2.33	1.45	1.50
16	B	811	CLA	CMD-C2D	-2.33	1.45	1.50
16	B	824	CLA	MG-ND	-2.33	2.01	2.05
16	B	839	CLA	C3B-CAB	-2.33	1.43	1.47
16	L	201	CLA	MG-ND	-2.33	2.01	2.05
16	2	603	CLA	MG-ND	-2.32	2.01	2.05
16	O	201	CLA	CMD-C2D	-2.32	1.45	1.50
16	1	606	CLA	MG-ND	-2.32	2.01	2.05
16	A	811	CLA	MG-ND	-2.32	2.01	2.05
16	A	838	CLA	C3B-C2B	-2.32	1.37	1.40
16	A	823	CLA	C3B-C2B	-2.31	1.37	1.40
16	A	839	CLA	CMC-C2C	-2.31	1.45	1.50
16	A	829	CLA	CHC-C1C	2.31	1.40	1.35
16	B	840	CLA	CMD-C2D	-2.31	1.45	1.50
16	2	604	CLA	C3B-C2B	-2.31	1.37	1.40
16	A	832	CLA	MG-ND	-2.31	2.01	2.05
16	L	204	CLA	CMD-C2D	-2.31	1.45	1.50
16	A	808	CLA	CMC-C2C	-2.31	1.45	1.50
16	A	851	CLA	MG-ND	-2.31	2.01	2.05
16	2	606	CLA	CMD-C2D	-2.31	1.45	1.50
16	B	825	CLA	CMD-C2D	-2.31	1.45	1.50
16	A	831	CLA	CMD-C2D	-2.31	1.45	1.50
16	B	821	CLA	CMC-C2C	-2.31	1.45	1.50
16	B	839	CLA	MG-ND	-2.31	2.01	2.05
16	B	803	CLA	CMC-C2C	-2.31	1.45	1.50
16	B	821	CLA	MG-ND	-2.31	2.01	2.05
16	J	101	CLA	C3B-C2B	-2.31	1.37	1.40
16	A	810	CLA	CMC-C2C	-2.31	1.45	1.50
16	B	833	CLA	CMC-C2C	-2.31	1.45	1.50
16	A	807	CLA	C3B-CAB	-2.30	1.43	1.47
16	A	821	CLA	CMD-C2D	-2.30	1.45	1.50
16	A	803	CLA	CMC-C2C	-2.30	1.45	1.50
16	B	820	CLA	CMC-C2C	-2.30	1.45	1.50
16	B	812	CLA	C3B-C2B	-2.30	1.37	1.40
16	A	805	CLA	MG-ND	-2.30	2.01	2.05
16	O	203	CLA	CMB-C2B	-2.30	1.46	1.51
16	1	602	CLA	CMC-C2C	-2.30	1.45	1.50
16	2	611	CLA	CMC-C2C	-2.30	1.45	1.50
16	A	830	CLA	CMC-C2C	-2.30	1.45	1.50
16	2	612	CLA	CMC-C2C	-2.29	1.45	1.50

Continued on next page...

Continued from previous page...

Mol	Chain	Res	Type	Atoms	Z	Observed(Å)	Ideal(Å)
16	A	850	CLA	C4B-CHC	-2.29	1.34	1.41
16	A	802	CLA	MG-ND	-2.29	2.01	2.05
16	A	832	CLA	CMC-C2C	-2.29	1.45	1.50
16	2	602	CLA	CMC-C2C	-2.29	1.45	1.50
16	K	101	CLA	MG-ND	-2.29	2.01	2.05
16	1	610	CLA	CMC-C2C	-2.29	1.45	1.50
16	A	818	CLA	CMC-C2C	-2.29	1.45	1.50
16	A	837	CLA	CMD-C2D	-2.29	1.46	1.50
17	2	615	ZEX	C1-C6	2.29	1.56	1.53
16	A	806	CLA	CMC-C2C	-2.29	1.46	1.50
16	1	612	CLA	CMD-C2D	-2.29	1.46	1.50
16	A	812	CLA	C3B-CAB	-2.29	1.43	1.47
16	B	812	CLA	CMD-C2D	-2.28	1.46	1.50
16	A	824	CLA	MG-ND	-2.28	2.01	2.05
16	L	201	CLA	C3B-C2B	-2.28	1.37	1.40
16	A	814	CLA	CMD-C2D	-2.28	1.46	1.50
16	B	838	CLA	CMD-C2D	-2.28	1.46	1.50
16	F	802	CLA	C3B-C2B	-2.28	1.37	1.40
16	2	604	CLA	CMD-C2D	-2.28	1.46	1.50
16	A	852	CLA	CMD-C2D	-2.28	1.46	1.50
16	A	850	CLA	C1D-ND	2.27	1.40	1.37
17	2	617	ZEX	C12-C13	2.27	1.50	1.45
16	A	822	CLA	CMD-C2D	-2.27	1.46	1.50
16	A	836	CLA	C3B-CAB	-2.27	1.43	1.47
16	A	839	CLA	MG-ND	-2.27	2.01	2.05
16	2	611	CLA	C3B-CAB	-2.27	1.43	1.47
16	L	201	CLA	CMC-C2C	-2.27	1.46	1.50
16	2	608	CLA	CMC-C2C	-2.27	1.46	1.50
16	A	835	CLA	MG-ND	-2.27	2.01	2.05
16	A	851	CLA	C3B-C2B	-2.27	1.37	1.40
16	2	601	CLA	C3B-CAB	-2.26	1.43	1.47
16	K	102	CLA	CMC-C2C	-2.26	1.46	1.50
16	3	207	CLA	C3B-C2B	-2.26	1.37	1.40
16	B	836	CLA	C3B-CAB	-2.26	1.43	1.47
16	B	808	CLA	CMD-C2D	-2.26	1.46	1.50
16	A	807	CLA	MG-ND	-2.26	2.01	2.05
16	2	611	CLA	C3B-C2B	-2.26	1.37	1.40
16	2	605	CLA	C3B-C2B	-2.26	1.37	1.40
17	3	218	ZEX	C27-C28	2.26	1.39	1.33
16	A	816	CLA	C3B-CAB	-2.26	1.43	1.47
16	B	806	CLA	CMD-C2D	-2.26	1.46	1.50
16	B	806	CLA	CMC-C2C	-2.26	1.46	1.50

Continued on next page...

Continued from previous page...

Mol	Chain	Res	Type	Atoms	Z	Observed(Å)	Ideal(Å)
16	B	811	CLA	C3B-CAB	-2.26	1.43	1.47
16	A	852	CLA	MG-ND	-2.26	2.01	2.05
21	A	842	LHG	O7-C5	-2.25	1.41	1.46
16	B	809	CLA	MG-ND	-2.25	2.01	2.05
16	A	823	CLA	CMD-C2D	-2.25	1.46	1.50
16	A	823	CLA	C3B-CAB	-2.25	1.43	1.47
16	B	841	CLA	MG-ND	-2.25	2.01	2.05
17	2	614	ZEX	C12-C13	2.25	1.50	1.45
16	B	825	CLA	C3B-C2B	-2.25	1.37	1.40
16	1	602	CLA	CMD-C2D	-2.24	1.46	1.50
16	1	604	CLA	CMD-C2D	-2.24	1.46	1.50
16	B	832	CLA	CMC-C2C	-2.24	1.46	1.50
16	A	805	CLA	CMD-C2D	-2.24	1.46	1.50
16	2	602	CLA	MG-ND	-2.24	2.01	2.05
16	2	610	CLA	CMC-C2C	-2.24	1.46	1.50
16	A	852	CLA	CMC-C2C	-2.24	1.46	1.50
16	B	812	CLA	CMC-C2C	-2.24	1.46	1.50
16	1	604	CLA	CMC-C2C	-2.23	1.46	1.50
16	B	822	CLA	CMD-C2D	-2.23	1.46	1.50
16	J	101	CLA	C3B-CAB	-2.23	1.43	1.47
16	B	841	CLA	CMC-C2C	-2.23	1.46	1.50
16	B	826	CLA	C3B-CAB	-2.23	1.43	1.47
16	B	809	CLA	CMD-C2D	-2.23	1.46	1.50
16	B	804	CLA	MG-ND	-2.23	2.01	2.05
16	3	203	CLA	C3B-CAB	-2.23	1.43	1.47
16	B	815	CLA	CMD-C2D	-2.23	1.46	1.50
16	1	608	CLA	CMC-C2C	-2.23	1.46	1.50
16	L	201	CLA	CMD-C2D	-2.23	1.46	1.50
16	B	825	CLA	C3B-CAB	-2.23	1.43	1.47
16	B	832	CLA	MG-ND	-2.23	2.01	2.05
16	B	813	CLA	CMC-C2C	-2.23	1.46	1.50
16	2	613	CLA	CMC-C2C	-2.23	1.46	1.50
16	B	820	CLA	MG-ND	-2.23	2.01	2.05
16	1	611	CLA	CMC-C2C	-2.22	1.46	1.50
16	A	832	CLA	CMD-C2D	-2.22	1.46	1.50
16	2	607	CLA	MG-ND	-2.22	2.01	2.05
16	A	833	CLA	C3B-C2B	-2.22	1.37	1.40
16	B	822	CLA	MG-ND	-2.22	2.01	2.05
16	1	611	CLA	MG-ND	-2.22	2.01	2.05
16	2	604	CLA	MG-ND	-2.22	2.01	2.05
16	F	802	CLA	MG-ND	-2.22	2.01	2.05
16	A	812	CLA	MG-ND	-2.22	2.01	2.05

Continued on next page...

Continued from previous page...

Mol	Chain	Res	Type	Atoms	Z	Observed(Å)	Ideal(Å)
16	B	822	CLA	C3B-C2B	-2.22	1.37	1.40
16	3	206	CLA	C3B-CAB	-2.21	1.43	1.47
16	A	824	CLA	CMC-C2C	-2.21	1.46	1.50
22	J	102	BCR	C38-C26	-2.21	1.47	1.50
16	A	838	CLA	C3B-CAB	-2.21	1.43	1.47
16	1	610	CLA	CMD-C2D	-2.21	1.46	1.50
16	A	831	CLA	CMC-C2C	-2.21	1.46	1.50
16	2	612	CLA	C3B-C2B	-2.21	1.37	1.40
16	2	612	CLA	CMD-C2D	-2.21	1.46	1.50
16	B	820	CLA	CAC-C3C	-2.21	1.45	1.51
16	B	802	CLA	CMC-C2C	-2.21	1.46	1.50
19	A	801	CL0	C3D-C2D	-2.21	1.33	1.39
16	A	819	CLA	MG-ND	-2.20	2.01	2.05
16	A	829	CLA	C3B-CAB	-2.20	1.43	1.47
16	3	205	CLA	C3B-C2B	-2.20	1.37	1.40
16	3	213	CLA	CMC-C2C	-2.20	1.46	1.50
16	A	832	CLA	C4B-CHC	-2.20	1.34	1.41
16	B	842	CLA	CMD-C2D	-2.20	1.46	1.50
16	A	851	CLA	CMD-C2D	-2.20	1.46	1.50
16	B	816	CLA	CMC-C2C	-2.20	1.46	1.50
16	A	838	CLA	MG-ND	-2.20	2.01	2.05
16	A	833	CLA	CMD-C2D	-2.20	1.46	1.50
16	1	606	CLA	C3B-C2B	-2.20	1.37	1.40
16	B	806	CLA	C3B-CAB	-2.20	1.43	1.47
16	B	815	CLA	CMC-C2C	-2.19	1.46	1.50
16	3	204	CLA	CMC-C2C	-2.19	1.46	1.50
22	A	847	BCR	C33-C5	-2.19	1.47	1.50
16	A	816	CLA	MG-ND	-2.19	2.01	2.05
16	2	605	CLA	CMD-C2D	-2.19	1.46	1.50
16	B	836	CLA	CMD-C2D	-2.19	1.46	1.50
16	A	810	CLA	C3B-CAB	-2.19	1.43	1.47
16	2	607	CLA	C3B-C2B	-2.19	1.37	1.40
16	B	841	CLA	C3B-CAB	-2.19	1.43	1.47
16	A	820	CLA	MG-ND	-2.19	2.01	2.05
16	B	835	CLA	C3B-C2B	-2.19	1.37	1.40
16	K	102	CLA	CMD-C2D	-2.19	1.46	1.50
16	B	810	CLA	MG-ND	-2.19	2.01	2.05
16	B	820	CLA	C3B-C2B	-2.18	1.37	1.40
16	2	610	CLA	C3B-C2B	-2.18	1.37	1.40
16	A	831	CLA	C3B-CAB	-2.18	1.43	1.47
16	A	836	CLA	MG-ND	-2.18	2.01	2.05
16	A	815	CLA	C3B-CAB	-2.18	1.43	1.47

Continued on next page...

Continued from previous page...

Mol	Chain	Res	Type	Atoms	Z	Observed(Å)	Ideal(Å)
16	B	819	CLA	CMD-C2D	-2.18	1.46	1.50
16	A	811	CLA	C3B-C2B	-2.18	1.37	1.40
16	A	803	CLA	C3B-C2B	-2.18	1.37	1.40
16	L	205	CLA	CMD-C2D	-2.18	1.46	1.50
20	A	840	PQN	C5-C4	-2.18	1.44	1.48
16	A	834	CLA	C3B-C2B	-2.18	1.37	1.40
16	A	833	CLA	CMC-C2C	-2.17	1.46	1.50
16	B	835	CLA	C3B-CAB	-2.17	1.43	1.47
16	L	203	CLA	C3B-C2B	-2.17	1.37	1.40
16	A	809	CLA	CMD-C2D	-2.17	1.46	1.50
16	F	803	CLA	C3B-C2B	-2.17	1.37	1.40
16	A	822	CLA	C3B-CAB	-2.17	1.43	1.47
16	B	835	CLA	CMD-C2D	-2.17	1.46	1.50
16	L	204	CLA	C3B-CAB	-2.17	1.43	1.47
16	3	209	CLA	CMD-C2D	-2.17	1.46	1.50
16	A	820	CLA	CMD-C2D	-2.17	1.46	1.50
16	A	821	CLA	CMC-C2C	-2.17	1.46	1.50
16	A	824	CLA	C3B-CAB	-2.17	1.43	1.47
16	A	829	CLA	CAC-C3C	-2.17	1.45	1.51
16	1	609	CLA	CMD-C2D	-2.17	1.46	1.50
16	L	204	CLA	MG-ND	-2.17	2.01	2.05
16	A	811	CLA	CMC-C2C	-2.17	1.46	1.50
16	B	815	CLA	C3B-CAB	-2.16	1.43	1.47
16	1	602	CLA	MG-ND	-2.16	2.01	2.05
16	L	205	CLA	MG-ND	-2.16	2.01	2.05
16	A	813	CLA	CMC-C2C	-2.16	1.46	1.50
16	B	814	CLA	MG-ND	-2.16	2.01	2.05
16	1	606	CLA	C3B-CAB	-2.16	1.43	1.47
16	B	817	CLA	MG-ND	-2.16	2.01	2.05
16	3	202	CLA	CMD-C2D	-2.16	1.46	1.50
16	B	818	CLA	CMD-C2D	-2.16	1.46	1.50
16	3	210	CLA	CMD-C2D	-2.16	1.46	1.50
16	2	611	CLA	CMD-C2D	-2.16	1.46	1.50
16	B	815	CLA	MG-ND	-2.16	2.01	2.05
16	3	207	CLA	CMD-C2D	-2.16	1.46	1.50
16	2	601	CLA	CMC-C2C	-2.16	1.46	1.50
16	B	839	CLA	CMC-C2C	-2.15	1.46	1.50
16	B	831	CLA	C4B-CHC	-2.15	1.35	1.41
16	K	102	CLA	MG-ND	-2.15	2.01	2.05
16	B	814	CLA	CMD-C2D	-2.15	1.46	1.50
16	1	601	CLA	C3B-CAB	-2.15	1.43	1.47
16	2	609	CLA	CMD-C2D	-2.15	1.46	1.50

Continued on next page...

Continued from previous page...

Mol	Chain	Res	Type	Atoms	Z	Observed(Å)	Ideal(Å)
16	2	606	CLA	C3B-CAB	-2.15	1.43	1.47
16	J	101	CLA	CMC-C2C	-2.15	1.46	1.50
16	B	812	CLA	MG-ND	-2.15	2.01	2.05
16	3	208	CLA	CMD-C2D	-2.15	1.46	1.50
16	2	607	CLA	C3B-CAB	-2.15	1.43	1.47
16	A	802	CLA	C3B-CAB	-2.15	1.43	1.47
16	L	205	CLA	C3B-CAB	-2.15	1.43	1.47
16	B	807	CLA	CMC-C2C	-2.14	1.46	1.50
22	B	846	BCR	C1-C6	-2.14	1.50	1.53
16	B	801	CLA	C1B-NB	-2.14	1.33	1.35
16	B	811	CLA	CMC-C2C	-2.14	1.46	1.50
16	A	836	CLA	CMD-C2D	-2.14	1.46	1.50
16	B	823	CLA	CMD-C2D	-2.14	1.46	1.50
16	A	837	CLA	CMC-C2C	-2.14	1.46	1.50
16	2	612	CLA	MG-ND	-2.14	2.01	2.05
16	2	608	CLA	CMD-C2D	-2.14	1.46	1.50
16	B	842	CLA	MG-ND	-2.13	2.01	2.05
16	B	805	CLA	CMA-C3A	-2.13	1.48	1.53
17	1	615	ZEX	C1-C6	2.13	1.56	1.53
16	F	803	CLA	CMD-C2D	-2.13	1.46	1.50
17	3	215	ZEX	C1-C6	2.13	1.56	1.53
16	L	204	CLA	CMC-C2C	-2.13	1.46	1.50
16	B	824	CLA	C3B-CAB	-2.13	1.43	1.47
16	B	814	CLA	CMC-C2C	-2.13	1.46	1.50
16	B	825	CLA	CMC-C2C	-2.13	1.46	1.50
16	A	809	CLA	C3B-CAB	-2.13	1.43	1.47
16	1	606	CLA	CMC-C2C	-2.13	1.46	1.50
16	A	833	CLA	MG-ND	-2.13	2.01	2.05
16	1	608	CLA	CMD-C2D	-2.13	1.46	1.50
16	2	602	CLA	CMD-C2D	-2.13	1.46	1.50
16	2	603	CLA	C3B-C2B	-2.12	1.37	1.40
16	A	818	CLA	C4B-CHC	-2.12	1.35	1.41
16	B	822	CLA	CMC-C2C	-2.12	1.46	1.50
16	A	834	CLA	CMD-C2D	-2.12	1.46	1.50
16	F	803	CLA	C3B-CAB	-2.12	1.43	1.47
16	B	835	CLA	MG-ND	-2.12	2.01	2.05
16	J	101	CLA	MG-ND	-2.12	2.01	2.05
16	A	834	CLA	CMC-C2C	-2.12	1.46	1.50
16	A	816	CLA	C3B-C2B	-2.12	1.37	1.40
16	1	612	CLA	C3B-C2B	-2.12	1.37	1.40
16	B	827	CLA	CMC-C2C	-2.12	1.46	1.50
16	B	817	CLA	CMD-C2D	-2.11	1.46	1.50

Continued on next page...

Continued from previous page...

Mol	Chain	Res	Type	Atoms	Z	Observed(Å)	Ideal(Å)
16	A	825	CLA	CMD-C2D	-2.11	1.46	1.50
16	B	815	CLA	C3B-C2B	-2.11	1.37	1.40
16	3	213	CLA	C3B-CAB	-2.11	1.43	1.47
16	2	605	CLA	C3B-CAB	-2.11	1.43	1.47
17	1	617	ZEX	C12-C13	2.11	1.50	1.45
16	J	101	CLA	CMD-C2D	-2.11	1.46	1.50
16	3	205	CLA	CMD-C2D	-2.11	1.46	1.50
16	B	806	CLA	MG-ND	-2.11	2.01	2.05
16	B	809	CLA	CMC-C2C	-2.11	1.46	1.50
16	F	802	CLA	CMC-C2C	-2.11	1.46	1.50
16	2	604	CLA	CMC-C2C	-2.10	1.46	1.50
16	A	807	CLA	CMC-C2C	-2.10	1.46	1.50
16	2	601	CLA	MG-ND	-2.10	2.01	2.05
17	2	617	ZEX	C24-C25	2.10	1.52	1.50
16	L	201	CLA	C3B-CAB	-2.10	1.43	1.47
16	2	606	CLA	MG-ND	-2.10	2.01	2.05
16	2	612	CLA	C3B-CAB	-2.10	1.43	1.47
16	B	821	CLA	CMD-C2D	-2.10	1.46	1.50
16	2	610	CLA	CMD-C2D	-2.10	1.46	1.50
16	A	825	CLA	CMC-C2C	-2.10	1.46	1.50
16	A	852	CLA	C4B-CHC	-2.10	1.35	1.41
16	2	613	CLA	CMD-C2D	-2.10	1.46	1.50
16	B	837	CLA	C4B-CHC	-2.10	1.35	1.41
16	1	609	CLA	MG-ND	-2.09	2.01	2.05
16	3	204	CLA	MG-ND	-2.09	2.01	2.05
16	3	208	CLA	MG-ND	-2.09	2.01	2.05
16	A	839	CLA	C3B-CAB	-2.09	1.43	1.47
16	B	835	CLA	CMC-C2C	-2.09	1.46	1.50
16	2	604	CLA	C3B-CAB	-2.09	1.43	1.47
16	2	606	CLA	CMC-C2C	-2.09	1.46	1.50
22	A	845	BCR	C38-C26	-2.09	1.47	1.50
22	J	103	BCR	C33-C5	-2.09	1.47	1.50
24	A	853	BGC	C2-C3	2.09	1.55	1.52
16	B	836	CLA	MG-ND	-2.09	2.01	2.05
16	A	817	CLA	CMC-C2C	-2.09	1.46	1.50
16	A	815	CLA	MG-ND	-2.09	2.01	2.05
16	B	809	CLA	C3B-CAB	-2.09	1.43	1.47
16	B	801	CLA	C4B-CHC	-2.09	1.35	1.41
16	B	838	CLA	MG-ND	-2.09	2.01	2.05
16	B	840	CLA	MG-ND	-2.09	2.01	2.05
16	3	205	CLA	C3B-CAB	-2.09	1.43	1.47
16	B	818	CLA	CMC-C2C	-2.08	1.46	1.50

Continued on next page...

Continued from previous page...

Mol	Chain	Res	Type	Atoms	Z	Observed(Å)	Ideal(Å)
16	1	603	CLA	CMC-C2C	-2.08	1.46	1.50
16	A	819	CLA	CMC-C2C	-2.08	1.46	1.50
16	B	822	CLA	C3B-CAB	-2.08	1.43	1.47
17	1	617	ZEX	C1-C6	2.08	1.56	1.53
16	B	834	CLA	MG-ND	-2.08	2.01	2.05
16	B	817	CLA	C3B-CAB	-2.08	1.43	1.47
16	A	822	CLA	CMC-C2C	-2.08	1.46	1.50
16	O	202	CLA	CMD-C2D	-2.08	1.46	1.50
16	3	212	CLA	CMD-C2D	-2.08	1.46	1.50
16	B	834	CLA	C4B-CHC	-2.08	1.35	1.41
16	A	826	CLA	C3B-C2B	-2.08	1.37	1.40
16	B	811	CLA	C4B-CHC	-2.08	1.35	1.41
16	B	826	CLA	CMC-C2C	-2.07	1.46	1.50
16	A	810	CLA	MG-ND	-2.07	2.01	2.05
16	B	824	CLA	CMC-C2C	-2.07	1.46	1.50
16	A	803	CLA	MG-ND	-2.07	2.01	2.05
16	3	212	CLA	CMC-C2C	-2.07	1.46	1.50
16	A	817	CLA	C4B-CHC	-2.07	1.35	1.41
16	A	826	CLA	C3B-CAB	-2.07	1.43	1.47
16	L	204	CLA	C3B-C2B	-2.07	1.37	1.40
16	B	841	CLA	C4B-CHC	-2.07	1.35	1.41
16	1	608	CLA	C3B-C2B	-2.07	1.37	1.40
16	K	101	CLA	CMC-C2C	-2.07	1.46	1.50
16	A	814	CLA	MG-ND	-2.07	2.01	2.05
16	1	607	CLA	MG-ND	-2.06	2.01	2.05
26	J	104	3XQ	O20-C21	-2.06	1.40	1.45
16	B	836	CLA	CMC-C2C	-2.06	1.46	1.50
16	2	605	CLA	CMC-C2C	-2.06	1.46	1.50
16	A	835	CLA	CMC-C2C	-2.06	1.46	1.50
16	1	610	CLA	MG-ND	-2.06	2.01	2.05
16	K	101	CLA	C3B-C2B	-2.06	1.37	1.40
16	A	823	CLA	MG-ND	-2.06	2.01	2.05
16	A	852	CLA	C3B-C2B	-2.06	1.37	1.40
19	A	801	CL0	C1B-CHB	-2.06	1.35	1.41
16	K	101	CLA	C3B-CAB	-2.06	1.43	1.47
16	A	821	CLA	C3B-C2B	-2.06	1.37	1.40
22	B	849	BCR	C36-C18	-2.06	1.46	1.50
16	B	825	CLA	MG-ND	-2.06	2.01	2.05
17	2	616	ZEX	C27-C28	2.06	1.39	1.33
25	B	850	DGD	O5D-C6D	-2.06	1.40	1.43
16	A	834	CLA	MG-ND	-2.06	2.01	2.05
16	A	852	CLA	C3B-CAB	-2.05	1.43	1.47

Continued on next page...

Continued from previous page...

Mol	Chain	Res	Type	Atoms	Z	Observed(Å)	Ideal(Å)
16	B	819	CLA	CMC-C2C	-2.05	1.46	1.50
16	2	608	CLA	MG-ND	-2.05	2.01	2.05
16	A	805	CLA	C3B-CAB	-2.05	1.43	1.47
16	L	205	CLA	C3B-C2B	-2.05	1.37	1.40
16	O	201	CLA	CMC-C2C	-2.05	1.46	1.50
16	B	818	CLA	C3B-CAB	-2.05	1.43	1.47
16	B	801	CLA	C1D-ND	2.04	1.40	1.37
17	3	201	ZEX	C27-C28	2.04	1.39	1.33
16	B	816	CLA	C3B-CAB	-2.04	1.43	1.47
16	B	830	CLA	CMC-C2C	-2.04	1.46	1.50
16	2	610	CLA	MG-ND	-2.04	2.01	2.05
16	2	607	CLA	CMC-C2C	-2.04	1.46	1.50
16	B	801	CLA	C3B-CAB	-2.04	1.43	1.47
16	B	833	CLA	MG-ND	-2.04	2.01	2.05
16	2	601	CLA	CMD-C2D	-2.04	1.46	1.50
16	A	819	CLA	C3B-CAB	-2.04	1.43	1.47
16	3	211	CLA	CMD-C2D	-2.03	1.46	1.50
22	J	102	BCR	C27-C26	-2.03	1.47	1.51
16	L	203	CLA	MG-ND	-2.03	2.01	2.05
16	O	203	CLA	CMD-C2D	-2.03	1.46	1.50
16	3	202	CLA	MG-ND	-2.03	2.01	2.05
16	A	805	CLA	C3B-C2B	-2.03	1.37	1.40
16	B	820	CLA	C4B-CHC	-2.03	1.35	1.41
16	B	823	CLA	MG-ND	-2.03	2.01	2.05
16	2	608	CLA	C3B-CAB	-2.02	1.43	1.47
16	K	102	CLA	C3B-CAB	-2.02	1.43	1.47
16	3	203	CLA	MG-ND	-2.02	2.01	2.05
16	3	207	CLA	MG-ND	-2.01	2.01	2.05
22	F	801	BCR	C4-C5	-2.01	1.47	1.51
16	3	203	CLA	CMD-C2D	-2.01	1.46	1.50
16	1	610	CLA	C3B-CAB	-2.01	1.43	1.47
16	1	608	CLA	MG-ND	-2.01	2.01	2.05
16	A	839	CLA	C4B-CHC	-2.01	1.35	1.41
16	3	204	CLA	C4B-CHC	-2.01	1.35	1.41
16	A	804	CLA	CAC-C3C	-2.01	1.46	1.51
16	B	808	CLA	C4B-CHC	-2.01	1.35	1.41
16	O	204	CLA	MG-ND	-2.01	2.01	2.05
16	A	828	CLA	C1D-ND	2.01	1.40	1.37
16	B	823	CLA	CMC-C2C	-2.01	1.46	1.50
16	A	809	CLA	CMC-C2C	-2.00	1.46	1.50
16	O	201	CLA	MG-ND	-2.00	2.01	2.05
16	1	607	CLA	CMC-C2C	-2.00	1.46	1.50

Continued on next page...

Continued from previous page...

Mol	Chain	Res	Type	Atoms	Z	Observed(Å)	Ideal(Å)
16	1	601	CLA	C4B-CHC	-2.00	1.35	1.41
22	I	101	BCR	C1-C6	-2.00	1.51	1.53

All (1960) bond angle outliers are listed below:

Mol	Chain	Res	Type	Atoms	Z	Observed(°)	Ideal(°)
17	1	614	ZEX	C31-C30-C29	-16.56	103.68	127.31
19	A	801	CL0	C4A-NA-C1A	14.24	113.11	106.71
17	1	617	ZEX	C31-C30-C29	-13.77	107.66	127.31
17	3	201	ZEX	C31-C30-C29	-13.19	108.48	127.31
17	1	615	ZEX	C18-C5-C6	-13.08	109.84	124.53
17	1	613	ZEX	C31-C30-C29	-13.02	108.72	127.31
17	1	617	ZEX	C11-C10-C9	-12.70	109.19	127.31
17	2	615	ZEX	C31-C30-C29	-12.65	109.26	127.31
17	1	613	ZEX	C18-C5-C6	-12.63	110.35	124.53
17	3	216	ZEX	C18-C5-C6	-12.60	110.38	124.53
17	3	215	ZEX	C11-C10-C9	-12.51	109.45	127.31
17	2	614	ZEX	C18-C5-C6	-12.45	110.55	124.53
17	3	215	ZEX	C20-C13-C14	-12.28	105.72	122.92
17	1	617	ZEX	C18-C5-C6	-12.25	110.77	124.53
17	3	201	ZEX	C18-C5-C6	-12.20	110.83	124.53
17	2	617	ZEX	C18-C5-C6	-12.18	110.85	124.53
17	2	616	ZEX	C18-C5-C6	-12.12	110.92	124.53
17	1	614	ZEX	C18-C5-C6	-11.91	111.15	124.53
17	1	615	ZEX	C11-C10-C9	-11.87	110.38	127.31
17	3	214	ZEX	C18-C5-C6	-11.77	111.31	124.53
17	2	617	ZEX	C35-C34-C33	-11.73	110.57	127.31
17	1	616	ZEX	C18-C5-C6	-11.65	111.45	124.53
17	3	217	ZEX	C18-C5-C6	-11.61	111.50	124.53
17	3	215	ZEX	C18-C5-C6	-11.60	111.50	124.53
17	1	616	ZEX	C11-C10-C9	-11.40	111.04	127.31
17	1	614	ZEX	C39-C29-C28	-11.35	100.19	118.08
17	2	616	ZEX	C11-C10-C9	-11.29	111.20	127.31
17	2	614	ZEX	C31-C30-C29	-11.20	111.33	127.31
17	2	614	ZEX	C11-C10-C9	-11.18	111.35	127.31
17	3	214	ZEX	C11-C10-C9	-11.17	111.37	127.31
17	3	201	ZEX	C39-C29-C30	-11.09	107.39	122.92
17	1	614	ZEX	C35-C34-C33	-11.08	111.50	127.31
17	1	614	ZEX	C11-C10-C9	-11.05	111.53	127.31
17	3	217	ZEX	C11-C10-C9	-10.95	111.69	127.31
17	1	615	ZEX	C15-C14-C13	-10.92	111.73	127.31
17	1	616	ZEX	C35-C34-C33	-10.91	111.74	127.31

Continued on next page...

Continued from previous page...

Mol	Chain	Res	Type	Atoms	Z	Observed(°)	Ideal(°)
17	2	615	ZEX	C18-C5-C6	-10.77	112.43	124.53
17	3	218	ZEX	C18-C5-C6	-10.77	112.43	124.53
17	2	616	ZEX	C31-C30-C29	-10.76	111.95	127.31
17	3	214	ZEX	C35-C34-C33	-10.71	112.02	127.31
17	3	201	ZEX	C35-C34-C33	-10.66	112.09	127.31
17	1	614	ZEX	C28-C27-C26	-10.65	108.89	127.09
17	2	615	ZEX	C15-C14-C13	-10.64	112.13	127.31
17	1	614	ZEX	C39-C29-C30	-10.62	108.04	122.92
17	2	615	ZEX	C27-C26-C25	-10.57	105.75	122.84
17	1	616	ZEX	C31-C30-C29	-10.49	112.34	127.31
17	3	214	ZEX	C31-C30-C29	-10.48	112.36	127.31
17	3	216	ZEX	C31-C30-C29	-10.45	112.39	127.31
17	3	216	ZEX	C35-C34-C33	-10.44	112.41	127.31
17	3	218	ZEX	C39-C29-C30	-10.35	108.42	122.92
17	1	617	ZEX	C15-C14-C13	-10.34	112.55	127.31
17	2	614	ZEX	C40-C33-C34	-10.34	108.44	122.92
17	3	217	ZEX	C15-C14-C13	-10.32	112.58	127.31
17	2	617	ZEX	C39-C29-C30	-10.31	108.48	122.92
17	3	214	ZEX	C20-C13-C14	-10.31	108.48	122.92
17	3	214	ZEX	C39-C29-C30	-10.27	108.54	122.92
17	3	215	ZEX	C15-C14-C13	-10.24	112.70	127.31
17	1	616	ZEX	C15-C14-C13	-10.23	112.71	127.31
17	2	615	ZEX	C11-C10-C9	-10.23	112.71	127.31
17	2	614	ZEX	C19-C9-C10	-10.18	108.66	122.92
17	1	616	ZEX	C39-C29-C30	-10.16	108.69	122.92
16	1	601	CLA	C4A-NA-C1A	10.15	111.27	106.71
17	2	614	ZEX	C20-C13-C14	-10.04	108.86	122.92
17	2	617	ZEX	C15-C14-C13	-10.00	113.04	127.31
17	1	616	ZEX	C19-C9-C10	-10.00	108.92	122.92
17	2	617	ZEX	C40-C33-C34	-9.98	108.94	122.92
17	1	617	ZEX	C39-C29-C30	-9.95	108.99	122.92
17	2	614	ZEX	C39-C29-C30	-9.93	109.01	122.92
17	2	615	ZEX	C19-C9-C10	-9.93	109.01	122.92
17	2	616	ZEX	C35-C34-C33	-9.92	113.16	127.31
17	1	613	ZEX	C27-C26-C25	-9.91	106.81	122.84
17	1	615	ZEX	C31-C30-C29	-9.89	113.19	127.31
17	2	615	ZEX	C39-C29-C30	-9.84	109.14	122.92
17	3	217	ZEX	C40-C33-C34	-9.83	109.15	122.92
17	2	615	ZEX	C20-C13-C14	-9.80	109.19	122.92
17	1	617	ZEX	C19-C9-C10	-9.76	109.25	122.92
17	3	216	ZEX	C15-C14-C13	-9.75	113.40	127.31
17	3	201	ZEX	C15-C14-C13	-9.74	113.41	127.31

Continued on next page...

Continued from previous page...

Mol	Chain	Res	Type	Atoms	Z	Observed(°)	Ideal(°)
17	3	217	ZEX	C35-C34-C33	-9.70	113.46	127.31
17	3	201	ZEX	C40-C33-C34	-9.69	109.35	122.92
17	3	215	ZEX	C35-C34-C33	-9.67	113.51	127.31
16	B	805	CLA	C4A-NA-C1A	9.66	111.05	106.71
17	1	613	ZEX	C15-C14-C13	-9.64	113.55	127.31
17	3	216	ZEX	C20-C13-C14	-9.62	109.44	122.92
17	3	216	ZEX	C19-C9-C10	-9.62	109.44	122.92
17	3	201	ZEX	C20-C13-C14	-9.59	109.49	122.92
17	3	216	ZEX	C40-C33-C34	-9.55	109.54	122.92
17	2	616	ZEX	C19-C9-C10	-9.55	109.55	122.92
17	3	214	ZEX	C15-C14-C13	-9.54	113.69	127.31
17	3	215	ZEX	C31-C30-C29	-9.54	113.70	127.31
17	1	613	ZEX	C39-C29-C30	-9.53	109.57	122.92
17	1	616	ZEX	C40-C33-C34	-9.45	109.68	122.92
17	2	617	ZEX	C19-C9-C10	-9.39	109.77	122.92
17	3	215	ZEX	C19-C9-C10	-9.39	109.77	122.92
17	3	216	ZEX	C39-C29-C30	-9.37	109.79	122.92
17	2	617	ZEX	C31-C30-C29	-9.36	113.95	127.31
17	3	215	ZEX	C40-C33-C34	-9.35	109.83	122.92
17	1	615	ZEX	C20-C13-C14	-9.33	109.85	122.92
17	2	617	ZEX	C20-C13-C14	-9.32	109.86	122.92
17	2	616	ZEX	C15-C14-C13	-9.32	114.01	127.31
17	3	218	ZEX	C15-C14-C13	-9.28	114.07	127.31
17	3	214	ZEX	C19-C9-C10	-9.25	109.96	122.92
17	3	217	ZEX	C20-C13-C14	-9.19	110.05	122.92
17	1	617	ZEX	C35-C34-C33	-9.17	114.22	127.31
17	3	217	ZEX	C19-C9-C10	-9.17	110.08	122.92
17	2	615	ZEX	C35-C34-C33	-9.12	114.29	127.31
17	3	218	ZEX	C31-C30-C29	-9.12	114.30	127.31
17	2	616	ZEX	C20-C13-C14	-9.11	110.16	122.92
17	1	614	ZEX	C40-C33-C34	-9.10	110.17	122.92
17	1	613	ZEX	C11-C10-C9	-9.07	114.37	127.31
17	2	616	ZEX	C40-C33-C34	-9.06	110.23	122.92
17	1	616	ZEX	C20-C13-C14	-9.05	110.24	122.92
17	2	617	ZEX	C27-C26-C25	-9.02	108.25	122.84
20	B	843	PQN	C11-C12-C13	-9.00	111.80	126.79
17	1	613	ZEX	C40-C33-C34	-9.00	110.31	122.92
17	1	613	ZEX	C20-C13-C14	-8.90	110.45	122.92
20	A	840	PQN	C11-C12-C13	-8.89	112.00	126.79
17	2	617	ZEX	C11-C10-C9	-8.88	114.64	127.31
17	1	615	ZEX	C19-C9-C10	-8.87	110.49	122.92
17	2	614	ZEX	C15-C14-C13	-8.86	114.67	127.31

Continued on next page...

Continued from previous page...

Mol	Chain	Res	Type	Atoms	Z	Observed(°)	Ideal(°)
17	3	217	ZEX	C27-C26-C25	-8.85	108.52	122.84
17	1	613	ZEX	C35-C34-C33	-8.85	114.68	127.31
17	1	617	ZEX	C40-C33-C34	-8.77	110.64	122.92
17	1	615	ZEX	C39-C29-C30	-8.76	110.65	122.92
17	3	214	ZEX	C40-C33-C34	-8.72	110.70	122.92
17	1	614	ZEX	C19-C9-C10	-8.70	110.73	122.92
16	B	810	CLA	C4A-NA-C1A	8.66	110.60	106.71
16	A	850	CLA	C4A-NA-C1A	8.64	110.59	106.71
16	A	814	CLA	C4A-NA-C1A	8.61	110.58	106.71
17	3	201	ZEX	C1-C6-C5	-8.60	110.50	122.61
17	2	616	ZEX	C39-C29-C30	-8.60	110.88	122.92
17	2	614	ZEX	C35-C34-C33	-8.55	115.11	127.31
17	1	617	ZEX	C20-C13-C14	-8.53	110.97	122.92
16	2	605	CLA	C4A-NA-C1A	8.48	110.52	106.71
16	A	832	CLA	C4A-NA-C1A	8.44	110.50	106.71
16	A	839	CLA	C4A-NA-C1A	8.40	110.48	106.71
17	3	215	ZEX	C39-C29-C30	-8.40	111.15	122.92
17	1	617	ZEX	C1-C6-C5	-8.29	110.94	122.61
17	2	615	ZEX	C28-C29-C30	-8.25	106.28	118.94
17	1	613	ZEX	C19-C9-C8	-8.25	105.08	118.08
17	2	614	ZEX	C27-C26-C25	-8.25	109.51	122.84
17	3	216	ZEX	C8-C9-C10	-8.24	106.30	118.94
17	3	216	ZEX	C11-C10-C9	-8.20	115.60	127.31
17	3	218	ZEX	C20-C13-C14	-8.17	111.48	122.92
17	3	218	ZEX	C40-C33-C34	-8.15	111.50	122.92
17	1	614	ZEX	C20-C13-C14	-8.14	111.52	122.92
17	3	201	ZEX	C11-C10-C9	-8.11	115.74	127.31
16	A	821	CLA	C4A-NA-C1A	8.05	110.33	106.71
16	2	601	CLA	C4A-NA-C1A	8.04	110.32	106.71
16	A	850	CLA	CAC-C3C-C4C	8.04	135.24	124.81
17	1	615	ZEX	C27-C26-C25	-8.02	109.88	122.84
17	3	201	ZEX	C27-C26-C25	-8.00	109.90	122.84
17	1	613	ZEX	C1-C6-C5	-7.99	111.36	122.61
17	1	616	ZEX	C27-C26-C25	-7.98	109.93	122.84
17	3	215	ZEX	C27-C26-C25	-7.98	109.94	122.84
16	A	827	CLA	C4A-NA-C1A	7.95	110.28	106.71
17	3	218	ZEX	C19-C9-C10	-7.92	111.82	122.92
16	B	814	CLA	C4A-NA-C1A	7.89	110.25	106.71
16	A	823	CLA	C4A-NA-C1A	7.77	110.20	106.71
16	3	204	CLA	C4A-NA-C1A	7.75	110.19	106.71
16	2	610	CLA	C4A-NA-C1A	7.74	110.19	106.71
16	B	820	CLA	C4A-NA-C1A	7.73	110.18	106.71

Continued on next page...

Continued from previous page...

Mol	Chain	Res	Type	Atoms	Z	Observed(°)	Ideal(°)
17	3	215	ZEX	C39-C29-C28	-7.72	105.91	118.08
16	B	841	CLA	C4A-NA-C1A	7.72	110.18	106.71
16	B	822	CLA	C4A-NA-C1A	7.72	110.18	106.71
17	3	201	ZEX	C19-C9-C10	-7.71	112.13	122.92
17	2	617	ZEX	C19-C9-C8	-7.70	105.94	118.08
17	1	615	ZEX	C40-C33-C34	-7.69	112.14	122.92
17	2	617	ZEX	C8-C9-C10	-7.69	107.14	118.94
17	1	615	ZEX	C39-C29-C28	-7.69	105.97	118.08
16	A	838	CLA	C4A-NA-C1A	7.65	110.14	106.71
16	B	836	CLA	C4A-NA-C1A	7.65	110.14	106.71
16	B	837	CLA	C4A-NA-C1A	7.64	110.14	106.71
17	3	217	ZEX	C31-C30-C29	-7.63	116.42	127.31
16	A	815	CLA	C4A-NA-C1A	7.63	110.14	106.71
16	3	213	CLA	C4A-NA-C1A	7.61	110.13	106.71
16	A	807	CLA	C4A-NA-C1A	7.61	110.13	106.71
16	B	840	CLA	C4A-NA-C1A	7.60	110.12	106.71
17	1	615	ZEX	C32-C33-C34	-7.58	107.32	118.94
16	1	604	CLA	C4A-NA-C1A	7.57	110.11	106.71
17	1	614	ZEX	C15-C14-C13	-7.55	116.54	127.31
17	2	614	ZEX	C40-C33-C32	-7.53	106.22	118.08
16	L	203	CLA	C4A-NA-C1A	7.51	110.08	106.71
16	2	602	CLA	C4A-NA-C1A	7.51	110.08	106.71
17	3	214	ZEX	C27-C26-C25	-7.50	110.71	122.84
16	1	608	CLA	C4A-NA-C1A	7.50	110.08	106.71
16	B	817	CLA	C4A-NA-C1A	7.49	110.07	106.71
16	B	803	CLA	C4A-NA-C1A	7.48	110.07	106.71
16	3	207	CLA	C4A-NA-C1A	7.47	110.06	106.71
17	1	614	ZEX	C12-C13-C14	-7.47	107.48	118.94
17	3	217	ZEX	C39-C29-C30	-7.44	112.50	122.92
16	2	604	CLA	C4A-NA-C1A	7.42	110.04	106.71
17	2	615	ZEX	C40-C33-C34	-7.42	112.52	122.92
16	B	801	CLA	CMB-C2B-C1B	-7.41	117.07	128.46
16	3	212	CLA	C4A-NA-C1A	7.38	110.03	106.71
16	A	822	CLA	C4A-NA-C1A	7.38	110.02	106.71
16	B	824	CLA	C4A-NA-C1A	7.38	110.02	106.71
17	3	216	ZEX	C39-C29-C28	-7.36	106.48	118.08
16	A	833	CLA	C4A-NA-C1A	7.36	110.01	106.71
17	1	617	ZEX	C27-C26-C25	-7.35	110.95	122.84
16	A	819	CLA	C4A-NA-C1A	7.34	110.00	106.71
17	3	218	ZEX	C40-C33-C32	-7.33	106.53	118.08
16	K	102	CLA	C4A-NA-C1A	7.32	110.00	106.71
16	B	809	CLA	C4A-NA-C1A	7.32	110.00	106.71

Continued on next page...

Continued from previous page...

Mol	Chain	Res	Type	Atoms	Z	Observed(°)	Ideal(°)
17	3	218	ZEX	C11-C10-C9	-7.31	116.88	127.31
16	A	802	CLA	C4A-NA-C1A	7.30	109.99	106.71
16	A	808	CLA	C4A-NA-C1A	7.27	109.98	106.71
16	2	613	CLA	C4A-NA-C1A	7.26	109.97	106.71
16	A	826	CLA	C4A-NA-C1A	7.26	109.97	106.71
16	1	602	CLA	C4A-NA-C1A	7.22	109.95	106.71
16	1	605	CLA	C4A-NA-C1A	7.22	109.95	106.71
16	1	611	CLA	C4A-NA-C1A	7.22	109.95	106.71
16	A	803	CLA	C4A-NA-C1A	7.21	109.95	106.71
16	B	806	CLA	C4A-NA-C1A	7.21	109.95	106.71
16	A	834	CLA	C4A-NA-C1A	7.21	109.95	106.71
16	B	831	CLA	CMB-C2B-C1B	-7.20	117.39	128.46
16	A	804	CLA	C4A-NA-C1A	7.19	109.94	106.71
16	B	835	CLA	C4A-NA-C1A	7.19	109.94	106.71
16	L	204	CLA	C4A-NA-C1A	7.19	109.94	106.71
16	B	834	CLA	C4A-NA-C1A	7.19	109.94	106.71
19	A	801	CL0	CHB-C4A-NA	7.19	134.45	124.51
17	3	201	ZEX	C19-C9-C8	-7.18	106.76	118.08
17	3	215	ZEX	C32-C33-C34	-7.17	107.94	118.94
16	B	813	CLA	C4A-NA-C1A	7.17	109.93	106.71
16	B	833	CLA	C4A-NA-C1A	7.12	109.91	106.71
16	2	606	CLA	C4A-NA-C1A	7.12	109.91	106.71
16	B	831	CLA	C4A-NA-C1A	7.11	109.90	106.71
16	1	612	CLA	C4A-NA-C1A	7.10	109.90	106.71
16	B	807	CLA	C4A-NA-C1A	7.10	109.90	106.71
16	B	823	CLA	C4A-NA-C1A	7.10	109.90	106.71
17	3	201	ZEX	C39-C29-C28	-7.09	106.91	118.08
17	1	613	ZEX	C28-C29-C30	-7.09	108.07	118.94
16	2	612	CLA	C4A-NA-C1A	7.07	109.89	106.71
16	3	209	CLA	C4A-NA-C1A	7.07	109.88	106.71
16	A	809	CLA	C4A-NA-C1A	7.05	109.87	106.71
16	1	609	CLA	C4A-NA-C1A	7.04	109.87	106.71
16	A	810	CLA	C4A-NA-C1A	7.03	109.87	106.71
16	B	821	CLA	C4A-NA-C1A	7.01	109.86	106.71
17	3	218	ZEX	C35-C34-C33	-7.00	117.31	127.31
16	B	826	CLA	C4A-NA-C1A	7.00	109.85	106.71
17	2	615	ZEX	C12-C13-C14	-6.99	108.22	118.94
17	2	617	ZEX	C28-C29-C30	-6.98	108.22	118.94
16	3	211	CLA	C4A-NA-C1A	6.98	109.85	106.71
17	2	615	ZEX	C32-C33-C34	-6.98	108.23	118.94
19	A	801	CL0	CBA-CAA-C2A	-6.98	93.27	113.86
16	A	824	CLA	C4A-NA-C1A	6.96	109.84	106.71

Continued on next page...

Continued from previous page...

Mol	Chain	Res	Type	Atoms	Z	Observed(°)	Ideal(°)
16	B	829	CLA	C4A-NA-C1A	6.96	109.84	106.71
16	B	801	CLA	C4A-NA-C1A	6.96	109.83	106.71
16	A	836	CLA	C4A-NA-C1A	6.95	109.83	106.71
16	B	819	CLA	C4A-NA-C1A	6.94	109.83	106.71
16	2	603	CLA	C4A-NA-C1A	6.94	109.83	106.71
16	A	812	CLA	C4A-NA-C1A	6.94	109.83	106.71
16	A	829	CLA	CMB-C2B-C1B	-6.92	117.83	128.46
17	2	617	ZEX	C12-C13-C14	-6.91	108.34	118.94
16	2	609	CLA	C4A-NA-C1A	6.90	109.81	106.71
16	1	610	CLA	C4A-NA-C1A	6.87	109.79	106.71
17	1	615	ZEX	C35-C34-C33	-6.87	117.51	127.31
17	3	216	ZEX	C12-C13-C14	-6.85	108.43	118.94
16	2	608	CLA	C4A-NA-C1A	6.84	109.78	106.71
16	O	202	CLA	C4A-NA-C1A	6.84	109.78	106.71
17	3	217	ZEX	C32-C33-C34	-6.84	108.45	118.94
16	A	851	CLA	C4A-NA-C1A	6.83	109.78	106.71
16	3	208	CLA	C4A-NA-C1A	6.81	109.77	106.71
16	A	816	CLA	C4A-NA-C1A	6.81	109.77	106.71
17	2	614	ZEX	C28-C29-C30	-6.81	108.50	118.94
17	3	217	ZEX	C28-C29-C30	-6.80	108.51	118.94
16	B	842	CLA	C4A-NA-C1A	6.79	109.76	106.71
16	B	812	CLA	C4A-NA-C1A	6.78	109.75	106.71
16	3	210	CLA	C4A-NA-C1A	6.78	109.75	106.71
16	A	820	CLA	C4A-NA-C1A	6.78	109.75	106.71
16	K	101	CLA	C4A-NA-C1A	6.78	109.75	106.71
16	A	831	CLA	C4A-NA-C1A	6.76	109.75	106.71
16	A	837	CLA	C4A-NA-C1A	6.74	109.74	106.71
16	3	205	CLA	C4A-NA-C1A	6.74	109.73	106.71
16	L	205	CLA	C4A-NA-C1A	6.74	109.73	106.71
16	A	852	CLA	C4A-NA-C1A	6.73	109.73	106.71
16	B	828	CLA	C4A-NA-C1A	6.73	109.73	106.71
16	B	808	CLA	C4A-NA-C1A	6.72	109.72	106.71
17	1	617	ZEX	C28-C27-C26	-6.70	115.64	127.09
16	3	202	CLA	C4A-NA-C1A	6.69	109.71	106.71
17	1	614	ZEX	C32-C33-C34	-6.69	108.68	118.94
17	3	215	ZEX	C19-C9-C8	-6.68	107.56	118.08
17	3	201	ZEX	C20-C13-C12	-6.66	107.58	118.08
16	B	818	CLA	C4A-NA-C1A	6.66	109.70	106.71
17	3	214	ZEX	C8-C9-C10	-6.65	108.74	118.94
16	A	806	CLA	C4A-NA-C1A	6.65	109.69	106.71
16	1	607	CLA	C4A-NA-C1A	6.63	109.69	106.71
17	1	613	ZEX	C19-C9-C10	-6.61	113.67	122.92

Continued on next page...

Continued from previous page...

Mol	Chain	Res	Type	Atoms	Z	Observed(°)	Ideal(°)
16	1	606	CLA	C4A-NA-C1A	6.60	109.67	106.71
17	1	613	ZEX	C40-C33-C32	-6.59	107.69	118.08
16	A	835	CLA	C4A-NA-C1A	6.59	109.67	106.71
16	J	101	CLA	C4A-NA-C1A	6.58	109.66	106.71
16	A	805	CLA	C4A-NA-C1A	6.57	109.66	106.71
16	F	803	CLA	C4A-NA-C1A	6.56	109.66	106.71
17	2	614	ZEX	C20-C13-C12	-6.56	107.74	118.08
16	O	203	CLA	C4A-NA-C1A	6.56	109.65	106.71
17	3	218	ZEX	C27-C26-C25	-6.55	112.25	122.84
17	1	617	ZEX	C40-C33-C32	-6.53	107.79	118.08
16	B	839	CLA	C4A-NA-C1A	6.52	109.64	106.71
17	3	216	ZEX	C27-C26-C25	-6.52	112.30	122.84
17	1	613	ZEX	C32-C33-C34	-6.51	108.95	118.94
17	3	214	ZEX	C20-C13-C12	-6.51	107.82	118.08
17	1	617	ZEX	C20-C13-C12	-6.51	107.83	118.08
17	3	201	ZEX	C7-C8-C9	-6.49	116.42	126.23
17	1	616	ZEX	C28-C29-C30	-6.48	108.99	118.94
16	A	818	CLA	C4A-NA-C1A	6.48	109.62	106.71
16	1	603	CLA	C4A-NA-C1A	6.48	109.62	106.71
17	3	215	ZEX	C20-C13-C12	-6.43	107.94	118.08
17	3	218	ZEX	C19-C9-C8	-6.43	107.95	118.08
19	A	801	CL0	C2A-C3A-C4A	6.42	112.23	101.87
16	B	838	CLA	C4A-NA-C1A	6.41	109.59	106.71
17	2	615	ZEX	C28-C27-C26	-6.38	116.18	127.09
16	B	811	CLA	C4A-NA-C1A	6.38	109.57	106.71
16	F	802	CLA	C4A-NA-C1A	6.37	109.57	106.71
16	B	832	CLA	C4A-NA-C1A	6.31	109.55	106.71
17	2	616	ZEX	C12-C13-C14	-6.31	109.25	118.94
17	2	616	ZEX	C28-C27-C26	-6.30	116.32	127.09
17	3	214	ZEX	C39-C29-C28	-6.27	108.20	118.08
17	2	614	ZEX	C8-C9-C10	-6.25	109.36	118.94
16	2	611	CLA	C4A-NA-C1A	6.25	109.51	106.71
16	A	817	CLA	C4A-NA-C1A	6.23	109.51	106.71
16	B	825	CLA	C4A-NA-C1A	6.23	109.51	106.71
16	L	201	CLA	C4A-NA-C1A	6.21	109.50	106.71
16	B	830	CLA	C4A-NA-C1A	6.20	109.49	106.71
16	A	825	CLA	C4A-NA-C1A	6.19	109.49	106.71
17	2	617	ZEX	C40-C33-C32	-6.18	108.33	118.08
17	1	617	ZEX	C39-C29-C28	-6.16	108.36	118.08
16	B	801	CLA	CMB-C2B-C3B	6.15	136.19	124.68
16	3	203	CLA	C4A-NA-C1A	6.15	109.47	106.71
17	2	616	ZEX	C40-C33-C32	-6.15	108.39	118.08

Continued on next page...

Continued from previous page...

Mol	Chain	Res	Type	Atoms	Z	Observed(°)	Ideal(°)
17	1	613	ZEX	C27-C28-C29	-6.14	116.95	126.23
17	1	616	ZEX	C39-C29-C28	-6.10	108.46	118.08
20	B	843	PQN	C15-C13-C12	-6.09	108.78	121.12
17	3	217	ZEX	C12-C13-C14	-6.09	109.60	118.94
20	A	840	PQN	C15-C13-C12	-6.08	108.82	121.12
17	1	616	ZEX	C32-C33-C34	-6.07	109.63	118.94
17	3	218	ZEX	C20-C13-C12	-6.06	108.53	118.08
17	1	615	ZEX	C28-C27-C26	-6.04	116.76	127.09
16	3	206	CLA	CMB-C2B-C1B	-6.04	119.19	128.46
17	2	616	ZEX	C27-C26-C25	-6.03	113.09	122.84
16	A	830	CLA	C4A-NA-C1A	6.02	109.41	106.71
17	1	613	ZEX	C20-C13-C12	-6.00	108.62	118.08
16	A	811	CLA	C4A-NA-C1A	5.99	109.40	106.71
17	1	617	ZEX	C32-C33-C34	-5.98	109.76	118.94
16	B	815	CLA	C4A-NA-C1A	5.98	109.39	106.71
17	1	615	ZEX	C12-C13-C14	-5.97	109.79	118.94
17	3	217	ZEX	C8-C9-C10	-5.93	109.84	118.94
16	A	829	CLA	C4A-NA-C1A	5.92	109.37	106.71
17	3	215	ZEX	C28-C29-C30	-5.91	109.88	118.94
20	B	843	PQN	C14-C13-C12	-5.88	108.58	123.68
17	2	614	ZEX	C27-C28-C29	-5.87	117.36	126.23
17	3	201	ZEX	C23-C24-C25	5.84	117.65	109.33
16	O	201	CLA	C4A-NA-C1A	5.84	109.33	106.71
16	2	607	CLA	C4A-NA-C1A	5.82	109.32	106.71
17	3	216	ZEX	C32-C33-C34	-5.81	110.02	118.94
19	A	801	CL0	O2D-CGD-CBD	5.81	121.59	111.27
17	1	613	ZEX	C12-C13-C14	-5.79	110.05	118.94
17	1	616	ZEX	C20-C13-C12	-5.78	108.96	118.08
17	3	214	ZEX	C32-C33-C34	-5.78	110.07	118.94
17	2	616	ZEX	C39-C29-C28	-5.78	108.97	118.08
16	O	204	CLA	C4A-NA-C1A	5.77	109.30	106.71
16	A	806	CLA	CMB-C2B-C1B	-5.77	119.59	128.46
17	3	217	ZEX	C39-C29-C28	-5.77	108.99	118.08
16	B	827	CLA	C4A-NA-C1A	5.75	109.29	106.71
16	B	816	CLA	C4A-NA-C1A	5.73	109.28	106.71
17	2	616	ZEX	C19-C9-C8	-5.71	109.08	118.08
19	A	801	CL0	C4D-CHA-C1A	-5.71	114.31	121.25
16	A	835	CLA	CMB-C2B-C1B	-5.66	119.77	128.46
17	2	616	ZEX	C8-C9-C10	-5.66	110.26	118.94
17	3	217	ZEX	C1-C6-C5	-5.66	114.65	122.61
17	1	615	ZEX	C28-C29-C30	-5.65	110.27	118.94
17	2	614	ZEX	C12-C13-C14	-5.62	110.32	118.94

Continued on next page...

Continued from previous page...

Mol	Chain	Res	Type	Atoms	Z	Observed(°)	Ideal(°)
16	A	813	CLA	CMB-C2B-C1B	-5.61	119.85	128.46
17	2	617	ZEX	C32-C33-C34	-5.55	110.42	118.94
17	2	615	ZEX	C8-C9-C10	-5.55	110.42	118.94
16	B	814	CLA	CMB-C2B-C1B	-5.54	119.95	128.46
17	1	616	ZEX	C27-C28-C29	-5.50	117.92	126.23
17	3	216	ZEX	C28-C27-C26	-5.50	117.70	127.09
17	2	616	ZEX	C32-C33-C34	-5.50	110.50	118.94
17	2	614	ZEX	C32-C33-C34	-5.49	110.51	118.94
17	1	615	ZEX	C19-C9-C8	-5.48	109.45	118.08
17	1	614	ZEX	C20-C13-C12	-5.45	109.49	118.08
17	3	201	ZEX	C40-C33-C32	-5.45	109.49	118.08
20	A	840	PQN	C14-C13-C12	-5.42	109.78	123.68
19	A	801	CL0	C1D-ND-C4D	-5.42	102.49	106.33
17	3	215	ZEX	C40-C33-C32	-5.41	109.56	118.08
17	1	613	ZEX	C39-C29-C28	-5.39	109.59	118.08
17	1	616	ZEX	C1-C6-C5	-5.38	115.03	122.61
17	1	614	ZEX	C1-C6-C5	-5.38	115.04	122.61
16	3	206	CLA	C4A-NA-C1A	5.34	109.11	106.71
17	2	614	ZEX	C1-C6-C5	-5.33	115.10	122.61
16	A	837	CLA	CMB-C2B-C1B	-5.33	120.27	128.46
17	1	617	ZEX	C12-C13-C14	-5.32	110.78	118.94
16	1	604	CLA	CMB-C2B-C1B	-5.32	120.29	128.46
17	3	214	ZEX	C19-C9-C8	-5.31	109.71	118.08
16	A	835	CLA	CMB-C2B-C3B	5.30	134.59	124.68
17	1	616	ZEX	C40-C33-C32	-5.30	109.73	118.08
16	A	813	CLA	C4A-NA-C1A	5.28	109.08	106.71
17	3	216	ZEX	C28-C29-C30	-5.28	110.84	118.94
17	2	615	ZEX	C19-C9-C8	-5.26	109.79	118.08
17	3	214	ZEX	C12-C13-C14	-5.25	110.89	118.94
17	2	614	ZEX	C19-C9-C8	-5.24	109.81	118.08
17	1	617	ZEX	C8-C9-C10	-5.23	110.92	118.94
17	3	216	ZEX	C20-C13-C12	-5.21	109.87	118.08
17	2	616	ZEX	C1-C6-C5	-5.21	115.28	122.61
17	3	216	ZEX	C40-C33-C32	-5.19	109.90	118.08
16	A	825	CLA	CAA-C2A-C3A	-5.18	98.58	112.78
16	A	814	CLA	CMB-C2B-C1B	-5.18	120.51	128.46
16	A	828	CLA	CMB-C2B-C1B	-5.17	120.52	128.46
17	3	217	ZEX	C20-C13-C12	-5.14	109.97	118.08
16	A	818	CLA	CMB-C2B-C1B	-5.14	120.57	128.46
17	2	616	ZEX	C20-C13-C12	-5.12	110.01	118.08
17	1	615	ZEX	C20-C13-C12	-5.10	110.04	118.08
17	3	216	ZEX	C1-C6-C5	-5.08	115.46	122.61

Continued on next page...

Continued from previous page...

Mol	Chain	Res	Type	Atoms	Z	Observed(°)	Ideal(°)
17	3	217	ZEX	C19-C9-C8	-5.08	110.08	118.08
16	B	831	CLA	CMB-C2B-C3B	5.07	134.16	124.68
16	2	611	CLA	CAC-C3C-C4C	5.07	131.39	124.81
17	2	617	ZEX	C1-C6-C5	-5.05	115.50	122.61
19	A	801	CL0	C6-C5-C3	-5.04	100.23	113.45
17	2	615	ZEX	C39-C29-C28	-5.04	110.14	118.08
17	1	614	ZEX	C19-C9-C8	-5.01	110.18	118.08
17	1	615	ZEX	C8-C9-C10	-5.00	111.27	118.94
17	1	616	ZEX	C12-C13-C14	-4.98	111.31	118.94
16	A	805	CLA	CAA-C2A-C3A	-4.98	99.15	112.78
17	2	617	ZEX	C39-C29-C28	-4.97	110.24	118.08
17	1	616	ZEX	C19-C9-C8	-4.96	110.26	118.08
17	3	218	ZEX	C39-C29-C28	-4.94	110.29	118.08
16	O	201	CLA	CMB-C2B-C1B	-4.92	120.91	128.46
16	A	813	CLA	CMB-C2B-C3B	4.91	133.86	124.68
16	B	820	CLA	CMB-C2B-C1B	-4.90	120.94	128.46
17	1	614	ZEX	C23-C24-C25	4.89	116.30	109.33
16	3	203	CLA	CMB-C2B-C1B	-4.88	120.97	128.46
17	1	615	ZEX	C40-C33-C32	-4.86	110.41	118.08
16	2	608	CLA	CMB-C2B-C1B	-4.86	120.99	128.46
16	B	830	CLA	CMB-C2B-C1B	-4.85	121.00	128.46
19	A	801	CL0	CBC-CAC-C3C	-4.85	99.06	112.43
16	A	850	CLA	CHB-C4A-NA	4.84	131.21	124.51
16	1	602	CLA	CMB-C2B-C1B	-4.83	121.04	128.46
17	3	215	ZEX	C28-C27-C26	-4.81	118.86	127.09
16	A	803	CLA	CMB-C2B-C1B	-4.80	121.09	128.46
17	2	616	ZEX	C7-C8-C9	-4.80	118.99	126.23
17	2	617	ZEX	C20-C13-C12	-4.79	110.52	118.08
17	3	217	ZEX	C40-C33-C32	-4.79	110.53	118.08
16	3	209	CLA	CMB-C2B-C1B	-4.78	121.11	128.46
17	3	214	ZEX	C28-C29-C30	-4.78	111.60	118.94
17	3	214	ZEX	C28-C27-C26	-4.77	118.93	127.09
16	B	806	CLA	CMB-C2B-C1B	-4.74	121.18	128.46
17	1	615	ZEX	C1-C6-C5	-4.73	115.95	122.61
16	A	836	CLA	CMB-C2B-C1B	-4.72	121.21	128.46
16	B	827	CLA	CAA-C2A-C3A	-4.70	99.91	112.78
16	A	834	CLA	CMB-C2B-C1B	-4.70	121.24	128.46
17	1	614	ZEX	C27-C26-C25	-4.70	115.25	122.84
17	2	614	ZEX	C7-C8-C9	-4.69	119.15	126.23
16	B	816	CLA	CMB-C2B-C1B	-4.66	121.29	128.46
16	A	851	CLA	CMB-C2B-C1B	-4.66	121.30	128.46
17	2	614	ZEX	C39-C29-C28	-4.65	110.74	118.08

Continued on next page...

Continued from previous page...

Mol	Chain	Res	Type	Atoms	Z	Observed(°)	Ideal(°)
17	2	615	ZEX	C40-C33-C32	-4.65	110.76	118.08
17	3	214	ZEX	C7-C6-C5	-4.63	110.24	121.46
17	3	214	ZEX	C7-C8-C9	-4.63	119.24	126.23
17	1	613	ZEX	C8-C9-C10	-4.63	111.84	118.94
17	2	615	ZEX	C20-C13-C12	-4.62	110.79	118.08
17	3	216	ZEX	C7-C6-C5	-4.61	110.29	121.46
17	2	615	ZEX	C1-C6-C5	-4.61	116.12	122.61
19	A	801	CL0	C2C-C1C-NC	4.61	114.29	109.97
16	B	805	CLA	CMA-C3A-C4A	-4.60	99.41	111.77
16	A	805	CLA	CMB-C2B-C1B	-4.60	121.40	128.46
16	A	850	CLA	CMB-C2B-C1B	-4.60	121.40	128.46
17	1	616	ZEX	C8-C9-C10	-4.59	111.89	118.94
17	2	615	ZEX	C27-C28-C29	-4.59	119.29	126.23
17	3	201	ZEX	C32-C33-C34	-4.59	111.90	118.94
17	2	617	ZEX	C7-C6-C5	-4.58	110.36	121.46
16	B	814	CLA	CMB-C2B-C3B	4.54	133.17	124.68
16	A	802	CLA	CMB-C2B-C1B	-4.54	121.49	128.46
16	A	803	CLA	CMB-C2B-C3B	4.52	133.14	124.68
16	L	205	CLA	CMB-C2B-C1B	-4.52	121.52	128.46
16	B	801	CLA	CHB-C4A-NA	4.50	130.74	124.51
16	B	839	CLA	CMB-C2B-C1B	-4.50	121.55	128.46
17	1	613	ZEX	C23-C24-C25	4.50	115.74	109.33
17	1	617	ZEX	C19-C9-C8	-4.50	110.99	118.08
17	3	214	ZEX	C40-C33-C32	-4.50	110.99	118.08
16	A	828	CLA	C4A-NA-C1A	4.49	108.72	106.71
25	B	850	DGD	O5D-C6D-C5D	-4.49	100.75	109.05
16	1	604	CLA	CMB-C2B-C3B	4.48	133.06	124.68
17	3	214	ZEX	C1-C6-C5	-4.48	116.30	122.61
16	3	210	CLA	CAA-C2A-C3A	-4.47	105.67	116.10
16	2	609	CLA	CAA-C2A-C3A	-4.46	105.70	116.10
19	A	801	CL0	CAA-C2A-C1A	4.45	126.56	111.97
17	3	215	ZEX	C8-C9-C10	-4.45	112.11	118.94
17	2	614	ZEX	C7-C6-C5	-4.45	110.69	121.46
16	F	802	CLA	CMB-C2B-C1B	-4.45	121.63	128.46
16	A	850	CLA	CAC-C3C-C2C	-4.44	119.94	127.53
17	3	215	ZEX	C1-C6-C5	-4.44	116.36	122.61
19	A	801	CL0	C11-C10-C8	-4.42	101.63	115.92
17	1	615	ZEX	C7-C6-C5	-4.42	110.75	121.46
16	A	804	CLA	CMB-C2B-C1B	-4.42	121.68	128.46
17	3	218	ZEX	C28-C29-C30	-4.41	112.17	118.94
16	B	818	CLA	CMB-C2B-C1B	-4.41	121.69	128.46
17	3	215	ZEX	C27-C28-C29	-4.41	119.58	126.23

Continued on next page...

Continued from previous page...

Mol	Chain	Res	Type	Atoms	Z	Observed(°)	Ideal(°)
16	A	850	CLA	CMB-C2B-C3B	4.40	132.91	124.68
16	A	837	CLA	CMB-C2B-C3B	4.40	132.91	124.68
16	3	203	CLA	CMB-C2B-C3B	4.39	132.90	124.68
16	A	814	CLA	CMB-C2B-C3B	4.38	132.87	124.68
16	B	804	CLA	C4A-NA-C1A	4.38	108.67	106.71
16	1	609	CLA	CAA-C2A-C3A	-4.38	105.89	116.10
17	3	216	ZEX	C19-C9-C8	-4.36	111.20	118.08
16	A	806	CLA	CMB-C2B-C3B	4.36	132.83	124.68
16	2	608	CLA	CMB-C2B-C3B	4.34	132.80	124.68
17	2	616	ZEX	C23-C24-C25	4.30	115.46	109.33
16	A	817	CLA	CMB-C2B-C1B	-4.30	121.86	128.46
16	A	852	CLA	CMB-C2B-C1B	-4.30	121.86	128.46
16	B	805	CLA	CHB-C4A-NA	4.29	130.44	124.51
16	A	820	CLA	CMB-C2B-C1B	-4.28	121.89	128.46
16	2	609	CLA	CMB-C2B-C1B	-4.27	121.90	128.46
16	2	602	CLA	CMB-C2B-C1B	-4.26	121.91	128.46
21	A	841	LHG	O4-P-O5	4.26	133.29	112.24
16	1	602	CLA	CMB-C2B-C3B	4.25	132.63	124.68
16	1	610	CLA	CMB-C2B-C1B	-4.24	121.95	128.46
17	3	215	ZEX	C8-C7-C6	-4.23	115.33	127.20
16	L	201	CLA	CMB-C2B-C1B	-4.23	121.97	128.46
17	3	201	ZEX	C28-C27-C26	-4.21	119.89	127.09
17	2	615	ZEX	C7-C6-C5	-4.21	111.26	121.46
16	A	808	CLA	CMB-C2B-C1B	-4.21	121.99	128.46
21	A	842	LHG	O4-P-O5	4.20	132.99	112.24
16	A	815	CLA	O2D-CGD-O1D	-4.18	115.67	123.84
16	F	803	CLA	CAA-C2A-C3A	-4.17	106.37	116.10
16	B	806	CLA	CMB-C2B-C3B	4.17	132.48	124.68
17	3	215	ZEX	C18-C5-C4	-4.17	106.63	114.36
16	B	819	CLA	CMB-C2B-C1B	-4.15	122.08	128.46
17	3	218	ZEX	C8-C9-C10	-4.15	112.58	118.94
16	3	209	CLA	CMB-C2B-C3B	4.14	132.43	124.68
22	L	206	BCR	C24-C23-C22	-4.13	120.00	126.23
17	1	614	ZEX	C40-C33-C32	-4.12	111.58	118.08
22	K	103	BCR	C2-C1-C6	4.12	116.82	110.48
17	2	616	ZEX	C7-C6-C5	-4.11	111.50	121.46
17	3	215	ZEX	C23-C24-C25	4.11	115.18	109.33
19	A	801	CL0	CGD-CBD-CAD	-4.10	97.45	110.73
17	1	616	ZEX	C7-C6-C5	-4.10	111.54	121.46
17	1	617	ZEX	C28-C29-C30	-4.09	112.66	118.94
16	O	202	CLA	CAA-C2A-C3A	-4.09	106.55	116.10
17	3	215	ZEX	C12-C13-C14	-4.09	112.67	118.94

Continued on next page...

Continued from previous page...

Mol	Chain	Res	Type	Atoms	Z	Observed(°)	Ideal(°)
19	A	801	CL0	CMB-C2B-C3B	4.09	132.32	124.68
16	2	603	CLA	CMB-C2B-C1B	-4.08	122.19	128.46
16	B	839	CLA	CMB-C2B-C3B	4.08	132.31	124.68
17	2	617	ZEX	C28-C27-C26	-4.08	120.12	127.09
16	O	201	CLA	CMB-C2B-C3B	4.07	132.29	124.68
16	1	601	CLA	CHB-C4A-NA	4.06	130.13	124.51
16	3	206	CLA	CMB-C2B-C3B	4.06	132.28	124.68
17	2	615	ZEX	C18-C5-C4	-4.05	106.86	114.36
22	B	849	BCR	C24-C23-C22	-4.03	120.14	126.23
16	3	211	CLA	CMB-C2B-C1B	-4.03	122.27	128.46
16	B	807	CLA	CMA-C3A-C4A	-4.03	100.95	111.77
17	2	617	ZEX	C8-C7-C6	-4.03	115.89	127.20
16	A	824	CLA	CMB-C2B-C1B	-4.03	122.28	128.46
17	1	613	ZEX	C8-C7-C6	-4.03	115.89	127.20
16	A	829	CLA	CMB-C2B-C3B	4.02	132.21	124.68
17	2	617	ZEX	C27-C28-C29	-4.02	120.16	126.23
17	3	201	ZEX	C28-C29-C30	-4.02	112.78	118.94
16	A	803	CLA	CHB-C4A-NA	4.01	130.06	124.51
16	B	816	CLA	CMB-C2B-C3B	4.01	132.17	124.68
16	3	205	CLA	CMB-C2B-C1B	-4.01	122.31	128.46
16	A	810	CLA	CMB-C2B-C1B	-4.00	122.31	128.46
17	2	616	ZEX	C28-C29-C30	-4.00	112.80	118.94
16	A	816	CLA	CMB-C2B-C1B	-3.99	122.33	128.46
16	A	819	CLA	CMB-C2B-C1B	-3.95	122.39	128.46
16	A	826	CLA	CMB-C2B-C1B	-3.95	122.40	128.46
16	B	826	CLA	CMB-C2B-C1B	-3.95	122.40	128.46
22	F	801	BCR	C3-C4-C5	-3.93	107.06	114.08
16	B	820	CLA	CMB-C2B-C3B	3.93	132.03	124.68
17	3	218	ZEX	C1-C6-C5	-3.91	117.10	122.61
16	A	832	CLA	O2D-CGD-O1D	-3.91	116.19	123.84
17	1	616	ZEX	C28-C27-C26	-3.90	120.42	127.09
16	A	838	CLA	CMB-C2B-C1B	-3.90	122.47	128.46
16	A	828	CLA	CMB-C2B-C3B	3.90	131.98	124.68
16	B	804	CLA	CMA-C3A-C4A	-3.89	101.31	111.77
16	B	818	CLA	CMB-C2B-C3B	3.89	131.96	124.68
16	B	827	CLA	CMB-C2B-C1B	-3.89	122.49	128.46
16	A	831	CLA	CMB-C2B-C1B	-3.88	122.51	128.46
16	B	803	CLA	CHB-C4A-NA	3.87	129.86	124.51
16	A	802	CLA	CMB-C2B-C3B	3.86	131.91	124.68
16	A	811	CLA	CMB-C2B-C1B	-3.86	122.53	128.46
16	1	609	CLA	CMB-C2B-C1B	-3.85	122.55	128.46
16	O	204	CLA	CMB-C2B-C1B	-3.84	122.56	128.46

Continued on next page...

Continued from previous page...

Mol	Chain	Res	Type	Atoms	Z	Observed(°)	Ideal(°)
17	3	216	ZEX	C27-C28-C29	-3.84	120.44	126.23
16	A	833	CLA	CMB-C2B-C1B	-3.84	122.57	128.46
16	L	204	CLA	CMB-C2B-C1B	-3.83	122.57	128.46
16	A	817	CLA	CMB-C2B-C3B	3.83	131.85	124.68
16	1	605	CLA	CMB-C2B-C1B	-3.83	122.58	128.46
16	A	823	CLA	CMB-C2B-C1B	-3.83	122.58	128.46
16	A	805	CLA	CMB-C2B-C3B	3.82	131.83	124.68
16	B	828	CLA	CMB-C2B-C1B	-3.80	122.63	128.46
19	A	801	CL0	O1D-CGD-CBD	-3.80	116.71	124.48
17	2	615	ZEX	C2-C3-C4	3.79	115.49	110.30
16	B	827	CLA	CMB-C2B-C3B	3.78	131.76	124.68
16	B	812	CLA	CAA-C2A-C3A	-3.77	102.46	112.78
17	3	214	ZEX	C23-C24-C25	3.77	114.69	109.33
16	3	208	CLA	CMB-C2B-C1B	-3.75	122.70	128.46
16	B	838	CLA	CMB-C2B-C1B	-3.74	122.71	128.46
17	3	216	ZEX	C38-C24-C23	-3.74	106.42	112.20
17	3	216	ZEX	C23-C24-C25	3.73	114.65	109.33
16	1	608	CLA	CMB-C2B-C1B	-3.73	122.73	128.46
16	B	815	CLA	CMB-C2B-C1B	-3.72	122.74	128.46
16	2	605	CLA	CHB-C4A-NA	3.72	129.66	124.51
16	A	821	CLA	CMB-C2B-C1B	-3.71	122.76	128.46
17	1	613	ZEX	C18-C5-C4	-3.70	107.50	114.36
16	B	815	CLA	CAA-C2A-C3A	-3.69	102.69	112.78
16	B	835	CLA	CHB-C4A-NA	3.68	129.60	124.51
16	A	829	CLA	C1D-ND-C4D	3.68	108.95	106.33
16	B	810	CLA	CHB-C4A-NA	3.68	129.59	124.51
16	B	811	CLA	CMB-C2B-C1B	-3.67	122.82	128.46
16	L	205	CLA	CMB-C2B-C3B	3.67	131.54	124.68
16	B	807	CLA	CHB-C4A-NA	3.66	129.57	124.51
22	L	206	BCR	C2-C1-C6	3.66	116.11	110.48
16	A	851	CLA	CMB-C2B-C3B	3.65	131.51	124.68
16	2	609	CLA	CMB-C2B-C3B	3.65	131.51	124.68
17	3	218	ZEX	C7-C6-C5	-3.64	112.65	121.46
16	A	804	CLA	CMB-C2B-C3B	3.64	131.48	124.68
16	A	812	CLA	CMB-C2B-C1B	-3.64	122.87	128.46
17	1	617	ZEX	C18-C5-C4	-3.64	107.62	114.36
16	B	803	CLA	CMB-C2B-C1B	-3.64	122.88	128.46
17	3	217	ZEX	C8-C7-C6	-3.63	117.01	127.20
16	A	852	CLA	CAA-C2A-C3A	-3.63	102.84	112.78
17	3	201	ZEX	C8-C9-C10	-3.62	113.38	118.94
16	1	611	CLA	CMB-C2B-C1B	-3.62	122.90	128.46
16	B	813	CLA	CAB-C3B-C4B	-3.62	122.90	128.46

Continued on next page...

Continued from previous page...

Mol	Chain	Res	Type	Atoms	Z	Observed(°)	Ideal(°)
17	1	614	ZEX	C38-C24-C23	-3.62	106.61	112.20
16	O	203	CLA	CMB-C2B-C1B	-3.61	122.91	128.46
16	A	827	CLA	CHB-C4A-NA	3.61	129.50	124.51
16	K	101	CLA	CMB-C2B-C1B	-3.60	122.93	128.46
16	A	807	CLA	CMB-C2B-C1B	-3.60	122.94	128.46
16	B	812	CLA	CMB-C2B-C1B	-3.60	122.94	128.46
16	A	834	CLA	CMB-C2B-C3B	3.59	131.40	124.68
16	1	607	CLA	CAA-CBA-CGA	3.59	122.03	112.51
16	B	801	CLA	CBC-CAC-C3C	-3.59	102.54	112.43
17	1	617	ZEX	C4-C5-C6	-3.57	112.89	120.85
22	F	801	BCR	C2-C1-C6	3.56	115.97	110.48
17	2	616	ZEX	C38-C24-C23	-3.56	106.69	112.20
16	A	839	CLA	CHB-C4A-NA	3.56	129.44	124.51
16	A	810	CLA	CAA-C2A-C3A	-3.56	103.02	112.78
22	B	848	BCR	C24-C23-C22	-3.56	120.85	126.23
16	A	832	CLA	CHB-C4A-NA	3.56	129.44	124.51
17	3	217	ZEX	C7-C6-C5	-3.56	112.84	121.46
17	1	616	ZEX	C8-C7-C6	-3.55	117.24	127.20
16	A	812	CLA	CHB-C4A-NA	3.54	129.41	124.51
16	A	818	CLA	CMB-C2B-C3B	3.54	131.31	124.68
17	1	614	ZEX	C18-C5-C4	-3.54	107.80	114.36
16	B	840	CLA	CMB-C2B-C1B	-3.54	123.03	128.46
16	1	607	CLA	CMB-C2B-C1B	-3.54	123.03	128.46
17	1	617	ZEX	C8-C7-C6	-3.53	117.28	127.20
17	1	615	ZEX	C7-C8-C9	-3.53	120.90	126.23
16	A	802	CLA	CHB-C4A-NA	3.52	129.38	124.51
16	B	823	CLA	CMB-C2B-C1B	-3.52	123.05	128.46
22	B	848	BCR	C2-C1-C6	3.52	115.90	110.48
16	A	852	CLA	CMB-C2B-C3B	3.52	131.26	124.68
16	B	805	CLA	CMA-C3A-C2A	-3.51	99.66	113.83
16	2	604	CLA	CMB-C2B-C1B	-3.51	123.06	128.46
16	O	202	CLA	CMB-C2B-C1B	-3.51	123.06	128.46
16	B	805	CLA	O2D-CGD-O1D	-3.51	116.97	123.84
16	3	204	CLA	CMB-C2B-C1B	-3.51	123.07	128.46
16	A	836	CLA	CMB-C2B-C3B	3.51	131.24	124.68
16	2	606	CLA	CMB-C2B-C1B	-3.51	123.07	128.46
17	1	613	ZEX	C28-C27-C26	-3.51	121.09	127.09
16	B	824	CLA	CMB-C2B-C1B	-3.50	123.08	128.46
16	A	820	CLA	CMB-C2B-C3B	3.50	131.22	124.68
16	1	610	CLA	CMB-C2B-C3B	3.50	131.22	124.68
16	2	604	CLA	CAA-C2A-C3A	-3.50	105.52	114.26
17	3	201	ZEX	C4-C5-C6	-3.49	113.06	120.85

Continued on next page...

Continued from previous page...

Mol	Chain	Res	Type	Atoms	Z	Observed(°)	Ideal(°)
16	B	825	CLA	CMB-C2B-C1B	-3.49	123.10	128.46
16	A	826	CLA	CMB-C2B-C3B	3.49	131.21	124.68
16	3	205	CLA	CMB-C2B-C3B	3.48	131.18	124.68
17	3	201	ZEX	C27-C28-C29	-3.48	120.98	126.23
16	A	811	CLA	O2D-CGD-O1D	-3.47	117.05	123.84
17	1	613	ZEX	C31-C32-C33	-3.47	116.66	126.42
16	L	201	CLA	CMB-C2B-C3B	3.47	131.17	124.68
16	A	816	CLA	CMB-C2B-C3B	3.47	131.17	124.68
16	2	602	CLA	CMB-C2B-C3B	3.47	131.16	124.68
16	2	612	CLA	CMB-C2B-C1B	-3.47	123.14	128.46
16	K	102	CLA	CMB-C2B-C1B	-3.46	123.14	128.46
16	3	202	CLA	CMB-C2B-C1B	-3.46	123.14	128.46
16	3	210	CLA	CMB-C2B-C1B	-3.46	123.15	128.46
16	B	828	CLA	CMB-C2B-C3B	3.46	131.14	124.68
16	3	212	CLA	CMB-C2B-C1B	-3.45	123.16	128.46
16	3	203	CLA	CAA-C2A-C3A	-3.44	103.36	112.78
16	A	825	CLA	CMB-C2B-C1B	-3.44	123.18	128.46
16	A	829	CLA	C2D-C1D-ND	-3.43	107.57	110.10
17	3	218	ZEX	C27-C28-C29	-3.43	121.05	126.23
16	B	836	CLA	CHB-C4A-NA	3.43	129.26	124.51
16	B	817	CLA	CMB-C2B-C1B	-3.42	123.20	128.46
16	J	101	CLA	CMB-C2B-C1B	-3.42	123.20	128.46
22	A	849	BCR	C15-C14-C13	-3.42	122.43	127.31
16	B	802	CLA	C4A-NA-C1A	3.42	108.24	106.71
16	3	211	CLA	CAA-C2A-C3A	-3.42	105.72	114.26
16	A	808	CLA	CMB-C2B-C3B	3.41	131.06	124.68
17	1	615	ZEX	C18-C5-C4	-3.41	108.03	114.36
16	L	203	CLA	CMB-C2B-C1B	-3.41	123.22	128.46
22	A	845	BCR	C28-C27-C26	-3.41	107.99	114.08
17	3	214	ZEX	C38-C24-C23	-3.41	106.94	112.20
16	A	850	CLA	CHC-C1C-NC	3.41	129.37	124.20
16	B	835	CLA	CMB-C2B-C1B	-3.41	123.23	128.46
16	B	833	CLA	CHB-C4A-NA	3.40	129.22	124.51
16	A	817	CLA	CHB-C4A-NA	3.40	129.22	124.51
16	K	102	CLA	CAA-C2A-C3A	-3.39	105.80	114.26
20	A	840	PQN	C14-C13-C15	-3.38	109.58	115.27
16	A	833	CLA	CAA-C2A-C3A	-3.38	103.52	112.78
16	B	815	CLA	CMB-C2B-C3B	3.38	131.01	124.68
16	A	820	CLA	CHB-C4A-NA	3.38	129.18	124.51
16	2	607	CLA	CMB-C2B-C1B	-3.37	123.28	128.46
16	B	804	CLA	CHB-C4A-NA	3.37	129.17	124.51
16	A	823	CLA	CHB-C4A-NA	3.37	129.17	124.51

Continued on next page...

Continued from previous page...

Mol	Chain	Res	Type	Atoms	Z	Observed(°)	Ideal(°)
16	B	832	CLA	CHB-C4A-NA	3.36	129.16	124.51
16	F	802	CLA	O2D-CGD-O1D	-3.36	117.27	123.84
16	B	822	CLA	CMB-C2B-C1B	-3.36	123.30	128.46
17	1	617	ZEX	C7-C6-C5	-3.36	113.33	121.46
16	A	810	CLA	CMB-C2B-C3B	3.36	130.96	124.68
16	A	823	CLA	CMB-C2B-C3B	3.36	130.96	124.68
16	2	611	CLA	CMB-C2B-C1B	-3.35	123.31	128.46
17	3	201	ZEX	C11-C12-C13	-3.35	116.99	126.42
16	B	841	CLA	CMB-C2B-C1B	-3.35	123.31	128.46
16	B	819	CLA	CHB-C4A-NA	3.35	129.14	124.51
16	2	613	CLA	CMB-C2B-C1B	-3.35	123.32	128.46
17	2	615	ZEX	C31-C32-C33	-3.35	117.01	126.42
16	B	831	CLA	C2D-C1D-ND	-3.35	107.64	110.10
19	A	801	CL0	CMD-C2D-C1D	3.35	130.61	124.71
16	A	850	CLA	CAA-C2A-C3A	-3.34	103.64	112.78
16	1	612	CLA	CMB-C2B-C1B	-3.34	123.33	128.46
16	2	604	CLA	CHB-C4A-NA	3.34	129.13	124.51
16	3	211	CLA	CMB-C2B-C3B	3.34	130.92	124.68
16	B	807	CLA	CMB-C2B-C1B	-3.33	123.34	128.46
25	B	850	DGD	O3G-C3G-C2G	-3.33	102.86	110.90
16	B	842	CLA	CMB-C2B-C1B	-3.33	123.34	128.46
22	I	101	BCR	C31-C1-C6	3.33	115.70	110.30
22	A	846	BCR	C11-C10-C9	-3.33	122.56	127.31
16	A	839	CLA	CMB-C2B-C1B	-3.33	123.35	128.46
16	2	603	CLA	CMB-C2B-C3B	3.32	130.90	124.68
16	F	803	CLA	CMB-C2B-C1B	-3.32	123.36	128.46
16	A	833	CLA	CHB-C4A-NA	3.32	129.11	124.51
22	B	848	BCR	C15-C14-C13	-3.32	122.57	127.31
17	3	217	ZEX	C27-C28-C29	-3.32	121.22	126.23
16	A	827	CLA	CMB-C2B-C3B	3.31	130.88	124.68
16	2	601	CLA	CHB-C4A-NA	3.31	129.09	124.51
19	A	801	CL0	CAA-C2A-C3A	3.31	121.85	112.78
16	A	809	CLA	CMB-C2B-C1B	-3.31	123.38	128.46
16	A	804	CLA	CAA-C2A-C3A	-3.31	103.71	112.78
16	B	804	CLA	CMB-C2B-C1B	-3.31	123.38	128.46
16	B	828	CLA	CHB-C4A-NA	3.31	129.09	124.51
16	B	805	CLA	C2A-C3A-C4A	3.31	107.21	101.87
16	A	823	CLA	CAA-C2A-C3A	-3.30	103.74	112.78
16	B	833	CLA	CMB-C2B-C1B	-3.30	123.39	128.46
16	A	826	CLA	CHB-C4A-NA	3.29	129.06	124.51
16	A	824	CLA	CMB-C2B-C3B	3.29	130.83	124.68
16	2	612	CLA	CHB-C4A-NA	3.28	129.05	124.51

Continued on next page...

Continued from previous page...

Mol	Chain	Res	Type	Atoms	Z	Observed(°)	Ideal(°)
16	B	803	CLA	CMB-C2B-C3B	3.28	130.82	124.68
16	A	827	CLA	CMB-C2B-C1B	-3.28	123.42	128.46
16	A	815	CLA	CHB-C4A-NA	3.28	129.05	124.51
16	1	609	CLA	CMB-C2B-C3B	3.28	130.81	124.68
16	A	808	CLA	O2D-CGD-O1D	-3.28	117.43	123.84
16	A	811	CLA	CMB-C2B-C3B	3.28	130.81	124.68
22	A	845	BCR	C24-C23-C22	-3.28	121.28	126.23
22	B	847	BCR	C15-C16-C17	-3.28	116.76	123.47
17	1	614	ZEX	C8-C9-C10	-3.28	113.91	118.94
17	3	218	ZEX	C2-C3-C4	3.28	114.79	110.30
16	1	608	CLA	CHB-C4A-NA	3.27	129.04	124.51
16	A	835	CLA	O2D-CGD-O1D	-3.27	117.44	123.84
16	B	819	CLA	O2D-CGD-O1D	-3.27	117.44	123.84
16	A	828	CLA	O2D-CGD-O1D	-3.27	117.44	123.84
16	B	821	CLA	CMB-C2B-C1B	-3.27	123.43	128.46
17	3	216	ZEX	C8-C7-C6	-3.27	118.01	127.20
16	A	838	CLA	O2D-CGD-O1D	-3.27	117.45	123.84
17	2	617	ZEX	C7-C8-C9	-3.26	121.31	126.23
16	1	608	CLA	CAA-C2A-C3A	-3.26	103.86	112.78
16	1	601	CLA	CMC-C2C-C1C	-3.25	120.10	125.04
16	B	809	CLA	CHB-C4A-NA	3.25	129.00	124.51
17	2	615	ZEX	C3-C4-C5	3.24	118.31	111.85
16	A	806	CLA	CAA-C2A-C3A	-3.24	103.90	112.78
16	B	804	CLA	CMB-C2B-C3B	3.24	130.74	124.68
22	B	848	BCR	C37-C22-C21	-3.24	118.39	122.92
16	L	204	CLA	CMB-C2B-C3B	3.24	130.73	124.68
16	B	826	CLA	CHB-C4A-NA	3.24	128.99	124.51
16	A	825	CLA	CMB-C2B-C3B	3.23	130.72	124.68
16	1	608	CLA	CMB-C2B-C3B	3.23	130.72	124.68
16	A	819	CLA	CMB-C2B-C3B	3.22	130.70	124.68
16	A	831	CLA	CMB-C2B-C3B	3.22	130.69	124.68
17	3	214	ZEX	C18-C5-C4	-3.21	108.40	114.36
16	A	805	CLA	CHB-C4A-NA	3.21	128.95	124.51
22	A	849	BCR	C15-C16-C17	-3.20	116.91	123.47
16	B	831	CLA	CHB-C4A-NA	3.20	128.94	124.51
16	2	605	CLA	CMB-C2B-C1B	-3.20	123.54	128.46
16	3	207	CLA	CMB-C2B-C1B	-3.20	123.54	128.46
22	F	801	BCR	C24-C23-C22	-3.20	121.40	126.23
16	2	610	CLA	CHB-C4A-NA	3.20	128.94	124.51
16	A	834	CLA	CHB-C4A-NA	3.20	128.94	124.51
16	2	601	CLA	O2D-CGD-O1D	-3.20	117.58	123.84
16	B	802	CLA	CMB-C2B-C1B	-3.20	123.55	128.46

Continued on next page...

Continued from previous page...

Mol	Chain	Res	Type	Atoms	Z	Observed(°)	Ideal(°)
16	O	204	CLA	CMB-C2B-C3B	3.20	130.66	124.68
16	A	832	CLA	O2D-CGD-CBD	3.20	116.95	111.27
16	1	607	CLA	CAA-C2A-C3A	-3.19	104.03	112.78
17	3	217	ZEX	C28-C27-C26	-3.19	121.63	127.09
22	A	844	BCR	C11-C10-C9	-3.19	122.75	127.31
16	3	202	CLA	CHB-C4A-NA	3.19	128.93	124.51
16	O	203	CLA	CMB-C2B-C3B	3.19	130.65	124.68
16	B	820	CLA	CHB-C4A-NA	3.19	128.93	124.51
16	B	802	CLA	C1B-CHB-C4A	-3.19	123.80	130.12
16	A	813	CLA	O2D-CGD-O1D	-3.19	117.60	123.84
16	A	806	CLA	CHB-C4A-NA	3.18	128.91	124.51
16	2	611	CLA	CAC-C3C-C2C	-3.18	122.09	127.53
16	B	834	CLA	CHB-C4A-NA	3.18	128.91	124.51
16	A	834	CLA	O2D-CGD-O1D	-3.18	117.63	123.84
22	J	103	BCR	C24-C23-C22	-3.18	121.44	126.23
16	B	837	CLA	CHB-C4A-NA	3.17	128.90	124.51
16	2	608	CLA	CHB-C4A-NA	3.17	128.90	124.51
16	3	213	CLA	CHB-C4A-NA	3.17	128.89	124.51
16	A	815	CLA	O2D-CGD-CBD	3.17	116.89	111.27
22	J	102	BCR	C28-C27-C26	-3.16	108.43	114.08
16	B	831	CLA	O2D-CGD-O1D	-3.16	117.66	123.84
16	1	601	CLA	CMB-C2B-C1B	-3.16	123.61	128.46
16	3	205	CLA	CHB-C4A-NA	3.15	128.87	124.51
16	3	205	CLA	CAA-C2A-C3A	-3.15	104.15	112.78
16	B	808	CLA	CHB-C4A-NA	3.15	128.87	124.51
16	A	804	CLA	CHB-C4A-NA	3.15	128.86	124.51
16	J	101	CLA	CHB-C4A-NA	3.15	128.86	124.51
17	2	614	ZEX	C28-C27-C26	-3.14	121.72	127.09
16	F	802	CLA	CMB-C2B-C3B	3.13	130.54	124.68
16	2	608	CLA	CAA-C2A-C3A	-3.13	104.20	112.78
16	A	838	CLA	CMB-C2B-C3B	3.13	130.54	124.68
16	B	832	CLA	CMB-C2B-C1B	-3.13	123.65	128.46
16	A	833	CLA	CMB-C2B-C3B	3.13	130.54	124.68
16	B	805	CLA	O2D-CGD-CBD	3.13	116.83	111.27
16	A	812	CLA	CMB-C2B-C3B	3.13	130.54	124.68
16	B	835	CLA	CMB-C2B-C3B	3.13	130.53	124.68
16	A	851	CLA	CHB-C4A-NA	3.13	128.84	124.51
16	B	840	CLA	CMB-C2B-C3B	3.13	130.53	124.68
17	2	614	ZEX	C18-C5-C4	-3.13	108.56	114.36
16	L	203	CLA	O2D-CGD-O1D	-3.12	117.73	123.84
16	3	213	CLA	CMB-C2B-C1B	-3.12	123.66	128.46
16	A	831	CLA	CHB-C4A-NA	3.12	128.83	124.51

Continued on next page...

Continued from previous page...

Mol	Chain	Res	Type	Atoms	Z	Observed(°)	Ideal(°)
16	B	822	CLA	CHB-C4A-NA	3.12	128.83	124.51
16	A	835	CLA	CHB-C4A-NA	3.12	128.82	124.51
17	1	615	ZEX	C15-C35-C34	-3.12	117.09	123.47
16	B	801	CLA	C2D-C1D-ND	-3.11	107.81	110.10
16	B	810	CLA	CAA-C2A-C3A	-3.11	104.25	112.78
25	B	850	DGD	O6D-C1D-O3G	-3.11	102.60	109.97
16	1	611	CLA	CMB-C2B-C3B	3.11	130.50	124.68
16	B	806	CLA	CHB-C4A-NA	3.11	128.81	124.51
16	B	805	CLA	C1-C2-C3	-3.11	120.67	126.04
16	L	203	CLA	CHB-C4A-NA	3.11	128.81	124.51
16	B	834	CLA	O2D-CGD-O1D	-3.11	117.77	123.84
16	B	802	CLA	C2D-C1D-ND	-3.10	107.82	110.10
16	B	810	CLA	O2A-CGA-O1A	-3.10	115.76	123.59
16	A	807	CLA	CHB-C4A-NA	3.10	128.80	124.51
16	A	815	CLA	CMB-C2B-C1B	-3.10	123.70	128.46
16	B	818	CLA	CHB-C4A-NA	3.10	128.80	124.51
16	A	807	CLA	CMB-C2B-C3B	3.10	130.47	124.68
16	B	814	CLA	CHB-C4A-NA	3.10	128.79	124.51
17	2	616	ZEX	C18-C5-C4	-3.10	108.62	114.36
16	B	825	CLA	CMB-C2B-C3B	3.10	130.47	124.68
16	A	819	CLA	CHB-C4A-NA	3.09	128.79	124.51
16	A	838	CLA	CHB-C4A-NA	3.09	128.79	124.51
16	2	613	CLA	CHB-C4A-NA	3.09	128.78	124.51
17	3	214	ZEX	C27-C28-C29	-3.09	121.57	126.23
16	A	822	CLA	CHB-C4A-NA	3.08	128.77	124.51
22	I	101	BCR	C15-C16-C17	-3.08	117.17	123.47
16	A	819	CLA	O2D-CGD-O1D	-3.08	117.82	123.84
16	1	606	CLA	CMB-C2B-C1B	-3.08	123.73	128.46
16	2	610	CLA	CMB-C2B-C1B	-3.08	123.73	128.46
17	1	616	ZEX	C18-C5-C4	-3.07	108.66	114.36
16	3	203	CLA	CHB-C4A-NA	3.07	128.76	124.51
16	B	829	CLA	CHB-C4A-NA	3.07	128.76	124.51
16	B	804	CLA	OBD-CAD-C3D	3.07	135.91	128.52
17	2	615	ZEX	C37-C21-C26	-3.06	105.33	110.30
16	O	202	CLA	O2D-CGD-O1D	-3.06	117.85	123.84
16	K	101	CLA	CMB-C2B-C3B	3.06	130.41	124.68
16	3	208	CLA	CMB-C2B-C3B	3.06	130.41	124.68
16	3	212	CLA	CHB-C4A-NA	3.06	128.74	124.51
16	B	817	CLA	CAA-C2A-C3A	-3.06	106.62	114.26
16	B	819	CLA	CMB-C2B-C3B	3.06	130.40	124.68
16	B	821	CLA	CAA-C2A-C3A	-3.06	104.41	112.78
19	A	801	CL0	O2A-C1-C2	3.05	116.66	108.64

Continued on next page...

Continued from previous page...

Mol	Chain	Res	Type	Atoms	Z	Observed(°)	Ideal(°)
17	1	614	ZEX	C31-C32-C33	-3.05	117.84	126.42
16	A	850	CLA	C1B-CHB-C4A	-3.05	124.08	130.12
19	A	801	CL0	C3B-C4B-NB	3.05	113.15	109.21
16	B	802	CLA	CHB-C4A-NA	3.04	128.72	124.51
16	A	829	CLA	O2D-CGD-O1D	-3.04	117.89	123.84
16	2	604	CLA	CMB-C2B-C3B	3.04	130.37	124.68
16	1	605	CLA	CMB-C2B-C3B	3.03	130.35	124.68
16	A	806	CLA	C1B-CHB-C4A	-3.03	124.11	130.12
16	A	806	CLA	O2D-CGD-O1D	-3.03	117.91	123.84
25	B	850	DGD	C1E-O6E-C5E	3.03	119.64	113.69
16	B	840	CLA	CHB-C4A-NA	3.03	128.70	124.51
16	A	807	CLA	O2D-CGD-O1D	-3.03	117.92	123.84
19	A	801	CL0	CHA-C4D-ND	3.03	138.83	132.50
16	2	607	CLA	CMB-C2B-C3B	3.02	130.33	124.68
16	A	839	CLA	O2D-CGD-O1D	-3.02	117.93	123.84
17	2	617	ZEX	C18-C5-C4	-3.02	108.76	114.36
16	J	101	CLA	CMB-C2B-C3B	3.02	130.32	124.68
17	3	215	ZEX	C7-C6-C5	-3.02	114.15	121.46
22	L	206	BCR	C11-C10-C9	-3.02	123.01	127.31
16	J	101	CLA	CAA-C2A-C3A	-3.01	106.73	114.26
16	2	611	CLA	CMB-C2B-C3B	3.01	130.31	124.68
16	A	814	CLA	CAA-C2A-C3A	-3.01	106.74	114.26
16	B	823	CLA	CHB-C4A-NA	3.01	128.67	124.51
16	1	611	CLA	CHB-C4A-NA	3.01	128.67	124.51
16	3	202	CLA	O2D-CGD-O1D	-3.00	117.96	123.84
16	A	814	CLA	CHB-C4A-NA	3.00	128.67	124.51
16	3	209	CLA	CHB-C4A-NA	3.00	128.66	124.51
16	A	804	CLA	CAA-CBA-CGA	-3.00	104.48	113.25
16	F	803	CLA	CHB-C4A-NA	3.00	128.66	124.51
17	1	614	ZEX	C38-C24-C25	-3.00	106.09	110.87
16	A	825	CLA	CAA-C2A-C1A	-3.00	102.15	111.97
16	A	810	CLA	CHB-C4A-NA	3.00	128.66	124.51
16	B	817	CLA	CHB-C4A-NA	3.00	128.66	124.51
17	3	201	ZEX	C38-C24-C25	-2.99	106.10	110.87
16	A	809	CLA	CHB-C4A-NA	2.99	128.65	124.51
16	B	838	CLA	CMB-C2B-C3B	2.99	130.28	124.68
16	B	827	CLA	CAA-C2A-C1A	-2.99	102.17	111.97
16	2	612	CLA	CMB-C2B-C3B	2.99	130.28	124.68
16	B	821	CLA	CHB-C4A-NA	2.99	128.65	124.51
16	B	824	CLA	CHB-C4A-NA	2.99	128.65	124.51
16	B	809	CLA	CMB-C2B-C1B	-2.99	123.87	128.46
16	2	602	CLA	CHB-C4A-NA	2.99	128.65	124.51

Continued on next page...

Continued from previous page...

Mol	Chain	Res	Type	Atoms	Z	Observed(°)	Ideal(°)
16	A	825	CLA	CHB-C4A-NA	2.99	128.64	124.51
16	1	612	CLA	CHB-C4A-NA	2.99	128.64	124.51
16	O	204	CLA	O2D-CGD-O1D	-2.98	118.00	123.84
16	B	826	CLA	CMB-C2B-C3B	2.98	130.26	124.68
16	1	607	CLA	CMB-C2B-C3B	2.98	130.26	124.68
16	B	825	CLA	O2D-CGD-O1D	-2.98	118.00	123.84
17	2	614	ZEX	C31-C32-C33	-2.98	118.04	126.42
16	1	610	CLA	CHB-C4A-NA	2.98	128.63	124.51
17	3	215	ZEX	C3-C4-C5	2.97	117.78	111.85
16	A	816	CLA	CHB-C4A-NA	2.97	128.62	124.51
16	L	205	CLA	CHB-C4A-NA	2.97	128.62	124.51
16	B	817	CLA	CMB-C2B-C3B	2.97	130.24	124.68
19	A	801	CL0	C2A-C1A-CHA	2.97	129.05	123.86
16	B	802	CLA	CMB-C2B-C3B	2.97	130.23	124.68
16	K	102	CLA	CMB-C2B-C3B	2.97	130.23	124.68
16	B	830	CLA	CMB-C2B-C3B	2.97	130.23	124.68
17	1	617	ZEX	C11-C12-C13	-2.96	118.09	126.42
22	L	202	BCR	C15-C16-C17	-2.96	117.41	123.47
16	B	840	CLA	O2D-CGD-O1D	-2.96	118.05	123.84
16	A	803	CLA	CMA-C3A-C4A	-2.96	103.82	111.77
16	3	206	CLA	C2D-C1D-ND	-2.96	107.92	110.10
16	A	813	CLA	CHB-C4A-NA	2.96	128.60	124.51
16	B	823	CLA	CMB-C2B-C3B	2.95	130.20	124.68
16	3	212	CLA	CMB-C2B-C3B	2.95	130.20	124.68
16	A	850	CLA	C1C-C2C-C3C	2.95	110.06	106.96
16	1	612	CLA	O2D-CGD-O1D	-2.95	118.08	123.84
22	J	103	BCR	C15-C14-C13	-2.94	123.11	127.31
16	1	603	CLA	CMB-C2B-C1B	-2.94	123.94	128.46
16	O	202	CLA	CMB-C2B-C3B	2.94	130.18	124.68
16	B	801	CLA	O2D-CGD-O1D	-2.94	118.09	123.84
17	3	218	ZEX	C12-C13-C14	-2.94	114.43	118.94
16	B	813	CLA	CMB-C2B-C1B	-2.94	123.95	128.46
16	1	609	CLA	CHB-C4A-NA	2.94	128.57	124.51
16	A	817	CLA	C1B-CHB-C4A	-2.94	124.30	130.12
16	2	606	CLA	CMB-C2B-C3B	2.93	130.17	124.68
16	B	811	CLA	CAA-C2A-C3A	-2.93	104.75	112.78
16	3	210	CLA	CHB-C4A-NA	2.93	128.57	124.51
16	2	605	CLA	CMB-C2B-C3B	2.93	130.16	124.68
16	2	610	CLA	O2D-CGD-O1D	-2.93	118.11	123.84
16	2	613	CLA	O2D-CGD-O1D	-2.93	118.11	123.84
16	L	204	CLA	O2D-CGD-O1D	-2.93	118.11	123.84
19	A	801	CL0	CMA-C3A-C2A	-2.93	102.02	113.83

Continued on next page...

Continued from previous page...

Mol	Chain	Res	Type	Atoms	Z	Observed(°)	Ideal(°)
16	B	803	CLA	C1B-CHB-C4A	-2.93	124.32	130.12
16	B	831	CLA	C1B-CHB-C4A	-2.93	124.32	130.12
16	2	606	CLA	CHB-C4A-NA	2.92	128.56	124.51
17	1	613	ZEX	C11-C12-C13	-2.92	118.21	126.42
16	2	608	CLA	O2D-CGD-O1D	-2.92	118.13	123.84
16	3	202	CLA	CMB-C2B-C3B	2.92	130.14	124.68
16	A	804	CLA	O2D-CGD-O1D	-2.92	118.13	123.84
16	B	828	CLA	O2D-CGD-O1D	-2.92	118.13	123.84
22	B	848	BCR	C15-C16-C17	-2.91	117.51	123.47
22	L	206	BCR	C15-C16-C17	-2.91	117.51	123.47
16	3	211	CLA	CHB-C4A-NA	2.91	128.53	124.51
16	F	803	CLA	O2D-CGD-O1D	-2.91	118.15	123.84
16	2	607	CLA	CHB-C4A-NA	2.91	128.53	124.51
16	O	203	CLA	CHB-C4A-NA	2.91	128.53	124.51
16	1	607	CLA	CHB-C4A-NA	2.91	128.53	124.51
17	3	218	ZEX	C31-C32-C33	-2.90	118.26	126.42
16	2	603	CLA	O2D-CGD-O1D	-2.90	118.16	123.84
16	B	807	CLA	CMB-C2B-C3B	2.90	130.11	124.68
16	1	607	CLA	O2D-CGD-CBD	2.90	116.42	111.27
16	3	210	CLA	CMB-C2B-C3B	2.90	130.11	124.68
16	K	102	CLA	CHB-C4A-NA	2.90	128.52	124.51
16	2	609	CLA	CHB-C4A-NA	2.90	128.52	124.51
22	A	844	BCR	C15-C14-C13	-2.90	123.17	127.31
22	B	844	BCR	C15-C16-C17	-2.89	117.55	123.47
17	1	614	ZEX	C8-C7-C6	-2.89	119.08	127.20
16	3	207	CLA	CHB-C4A-NA	2.89	128.51	124.51
17	2	617	ZEX	C35-C15-C14	-2.89	117.55	123.47
25	B	850	DGD	CDB-CCB-CBB	-2.89	99.75	114.42
16	1	606	CLA	CHB-C4A-NA	2.89	128.51	124.51
17	1	613	ZEX	C17-C1-C6	-2.89	105.61	110.30
22	B	847	BCR	C30-C25-C26	-2.89	118.54	122.61
16	B	831	CLA	CAA-C2A-C3A	-2.89	104.87	112.78
16	2	611	CLA	CBC-CAC-C3C	2.89	120.40	112.43
16	1	604	CLA	CHB-C4A-NA	2.89	128.51	124.51
22	F	801	BCR	C16-C15-C14	-2.89	117.56	123.47
16	F	803	CLA	CMB-C2B-C3B	2.88	130.07	124.68
16	A	802	CLA	C1B-CHB-C4A	-2.88	124.41	130.12
16	3	207	CLA	O2D-CGD-O1D	-2.88	118.21	123.84
17	1	613	ZEX	C15-C35-C34	-2.88	117.58	123.47
16	2	613	CLA	CMB-C2B-C3B	2.88	130.06	124.68
16	B	829	CLA	CMB-C2B-C3B	2.88	130.06	124.68
16	A	821	CLA	O2D-CGD-O1D	-2.88	118.21	123.84

Continued on next page...

Continued from previous page...

Mol	Chain	Res	Type	Atoms	Z	Observed(°)	Ideal(°)
16	O	202	CLA	CHB-C4A-NA	2.88	128.49	124.51
17	3	214	ZEX	C11-C12-C13	-2.88	118.34	126.42
16	A	820	CLA	C1B-CHB-C4A	-2.88	124.42	130.12
22	B	846	BCR	C2-C1-C6	2.87	114.91	110.48
16	1	612	CLA	CMB-C2B-C3B	2.87	130.05	124.68
16	1	602	CLA	CAA-C2A-C3A	-2.87	104.92	112.78
16	B	807	CLA	O2A-CGA-O1A	-2.87	116.36	123.59
16	B	812	CLA	CHB-C4A-NA	2.87	128.47	124.51
22	B	847	BCR	C15-C14-C13	-2.87	123.22	127.31
16	B	801	CLA	C3C-C4C-NC	-2.86	107.36	110.57
16	1	602	CLA	CHB-C4A-NA	2.86	128.47	124.51
17	1	617	ZEX	C31-C32-C33	-2.86	118.38	126.42
22	B	849	BCR	C15-C16-C17	-2.86	117.61	123.47
17	3	201	ZEX	C31-C32-C33	-2.86	118.38	126.42
16	B	811	CLA	CHB-C4A-NA	2.86	128.47	124.51
16	1	611	CLA	CAC-C3C-C4C	2.86	128.52	124.81
16	1	601	CLA	CHC-C1C-NC	2.86	128.54	124.20
16	K	101	CLA	O2D-CGD-O1D	-2.86	118.25	123.84
16	A	821	CLA	CMB-C2B-C3B	2.86	130.02	124.68
16	B	835	CLA	C1B-CHB-C4A	-2.85	124.46	130.12
17	3	214	ZEX	C3-C4-C5	2.85	117.54	111.85
22	F	801	BCR	C11-C10-C9	-2.85	123.24	127.31
16	A	830	CLA	CMB-C2B-C1B	-2.85	124.08	128.46
16	3	209	CLA	CAA-C2A-C3A	-2.85	104.98	112.78
16	B	842	CLA	CHB-C4A-NA	2.85	128.45	124.51
16	B	822	CLA	CMB-C2B-C3B	2.85	130.00	124.68
16	1	601	CLA	O2D-CGD-O1D	-2.84	118.28	123.84
17	1	614	ZEX	C11-C12-C13	-2.84	118.43	126.42
16	A	806	CLA	C2D-C1D-ND	-2.84	108.01	110.10
16	B	842	CLA	CMB-C2B-C3B	2.84	129.99	124.68
16	B	835	CLA	O2D-CGD-O1D	-2.84	118.29	123.84
16	A	824	CLA	CHB-C4A-NA	2.84	128.43	124.51
16	1	601	CLA	CMB-C2B-C3B	2.83	129.97	124.68
16	3	204	CLA	O2D-CGD-O1D	-2.83	118.31	123.84
16	B	813	CLA	CHB-C4A-NA	2.83	128.43	124.51
16	B	837	CLA	C1-C2-C3	-2.83	121.15	126.04
17	1	613	ZEX	C4-C5-C6	-2.83	114.54	120.85
16	B	836	CLA	CMB-C2B-C1B	-2.83	124.12	128.46
16	A	828	CLA	C2D-C1D-ND	-2.83	108.02	110.10
16	A	836	CLA	O2D-CGD-O1D	-2.82	118.32	123.84
17	3	218	ZEX	C32-C33-C34	-2.82	114.61	118.94
16	B	834	CLA	CAA-C2A-C3A	-2.82	105.05	112.78

Continued on next page...

Continued from previous page...

Mol	Chain	Res	Type	Atoms	Z	Observed(°)	Ideal(°)
22	A	843	BCR	C11-C10-C9	-2.82	123.29	127.31
19	A	801	CL0	CHA-C1A-NA	-2.82	119.94	126.40
16	F	802	CLA	CHB-C4A-NA	2.82	128.41	124.51
16	B	821	CLA	C1B-CHB-C4A	-2.82	124.54	130.12
16	3	206	CLA	O2D-CGD-O1D	-2.82	118.33	123.84
16	B	802	CLA	C1D-ND-C4D	2.82	108.33	106.33
16	B	815	CLA	CHB-C4A-NA	2.81	128.40	124.51
16	L	204	CLA	CHB-C4A-NA	2.81	128.40	124.51
16	L	201	CLA	CAA-C2A-C3A	-2.81	105.08	112.78
16	L	201	CLA	CHB-C4A-NA	2.81	128.40	124.51
16	B	838	CLA	CHB-C4A-NA	2.81	128.40	124.51
17	2	615	ZEX	C8-C7-C6	-2.81	119.31	127.20
16	3	204	CLA	CHB-C4A-NA	2.81	128.39	124.51
16	2	611	CLA	CHB-C4A-NA	2.81	128.39	124.51
16	B	839	CLA	O2D-CGD-O1D	-2.81	118.35	123.84
16	B	814	CLA	O2D-CGD-O1D	-2.80	118.36	123.84
22	B	846	BCR	C27-C26-C25	2.80	126.79	122.73
16	B	811	CLA	CMB-C2B-C3B	2.80	129.91	124.68
22	F	804	BCR	C15-C16-C17	-2.80	117.75	123.47
16	B	841	CLA	O2D-CGD-O1D	-2.79	118.38	123.84
16	B	811	CLA	O2D-CGD-O1D	-2.79	118.38	123.84
16	2	603	CLA	CHB-C4A-NA	2.79	128.37	124.51
16	A	802	CLA	CAA-C2A-C3A	-2.79	105.14	112.78
17	1	615	ZEX	C31-C32-C33	-2.79	118.59	126.42
16	3	213	CLA	CMB-C2B-C3B	2.78	129.89	124.68
16	A	829	CLA	C1B-CHB-C4A	-2.78	124.60	130.12
17	3	217	ZEX	C7-C8-C9	-2.78	122.03	126.23
16	2	602	CLA	CAA-C2A-C3A	-2.78	105.16	112.78
16	A	821	CLA	CHB-C4A-NA	2.78	128.36	124.51
21	A	842	LHG	O8-C23-C24	2.78	120.64	111.91
16	A	803	CLA	C1B-CHB-C4A	-2.78	124.61	130.12
19	A	801	CL0	C1-C2-C3	-2.78	121.23	126.04
16	A	838	CLA	C1B-CHB-C4A	-2.78	124.61	130.12
16	1	608	CLA	O2D-CGD-O1D	-2.78	118.41	123.84
16	A	826	CLA	O2D-CGD-O1D	-2.78	118.41	123.84
16	A	852	CLA	CHB-C4A-NA	2.78	128.35	124.51
17	2	615	ZEX	C15-C35-C34	-2.77	117.79	123.47
16	A	822	CLA	CMB-C2B-C1B	-2.77	124.20	128.46
16	A	830	CLA	O2D-CGD-O1D	-2.77	118.42	123.84
16	A	818	CLA	CHB-C4A-NA	2.77	128.34	124.51
22	B	849	BCR	C11-C10-C9	-2.77	123.36	127.31
22	B	849	BCR	C15-C14-C13	-2.76	123.36	127.31

Continued on next page...

Continued from previous page...

Mol	Chain	Res	Type	Atoms	Z	Observed(°)	Ideal(°)
16	3	208	CLA	CHB-C4A-NA	2.76	128.33	124.51
16	B	840	CLA	CAA-C2A-C3A	-2.76	105.21	112.78
16	1	602	CLA	O2D-CGD-O1D	-2.76	118.44	123.84
16	B	816	CLA	CHB-C4A-NA	2.76	128.33	124.51
16	2	604	CLA	O2D-CGD-O1D	-2.76	118.44	123.84
22	B	848	BCR	C11-C10-C9	-2.76	123.37	127.31
22	J	102	BCR	C15-C16-C17	-2.76	117.82	123.47
16	B	832	CLA	CMB-C2B-C3B	2.76	129.84	124.68
16	A	802	CLA	O2D-CGD-O1D	-2.76	118.44	123.84
22	B	848	BCR	C3-C4-C5	-2.75	109.16	114.08
16	B	813	CLA	CAB-C3B-C2B	2.75	130.08	124.69
16	A	832	CLA	C1B-CHB-C4A	-2.75	124.67	130.12
16	3	206	CLA	CHB-C4A-NA	2.75	128.32	124.51
16	B	819	CLA	C1B-CHB-C4A	-2.75	124.67	130.12
16	2	611	CLA	O2D-CGD-O1D	-2.75	118.47	123.84
16	A	827	CLA	C1-C2-C3	-2.75	121.29	126.04
16	B	839	CLA	CHB-C4A-NA	2.75	128.31	124.51
16	A	813	CLA	C2D-C1D-ND	-2.75	108.08	110.10
16	O	203	CLA	O2D-CGD-O1D	-2.74	118.47	123.84
22	A	843	BCR	C27-C26-C25	2.74	126.71	122.73
17	1	614	ZEX	C35-C15-C14	-2.74	117.86	123.47
16	L	201	CLA	O2D-CGD-O1D	-2.74	118.48	123.84
16	A	832	CLA	CAA-C2A-C3A	-2.74	105.27	112.78
16	B	803	CLA	O2D-CGD-O1D	-2.74	118.48	123.84
16	2	605	CLA	O2D-CGD-O1D	-2.74	118.48	123.84
16	3	210	CLA	O2D-CGD-O1D	-2.74	118.48	123.84
22	A	844	BCR	C15-C16-C17	-2.74	117.87	123.47
16	1	605	CLA	CHB-C4A-NA	2.74	128.30	124.51
22	L	206	BCR	C27-C26-C25	2.74	126.70	122.73
16	3	204	CLA	CMB-C2B-C3B	2.73	129.79	124.68
22	I	101	BCR	C15-C14-C13	-2.73	123.42	127.31
16	B	810	CLA	C1-C2-C3	-2.73	121.32	126.04
16	B	816	CLA	CAA-C2A-C3A	-2.73	105.31	112.78
22	F	804	BCR	C24-C23-C22	-2.73	122.11	126.23
16	B	823	CLA	O2D-CGD-O1D	-2.73	118.50	123.84
16	L	203	CLA	CMB-C2B-C3B	2.73	129.78	124.68
16	B	841	CLA	CHB-C4A-NA	2.73	128.28	124.51
16	2	606	CLA	O2D-CGD-O1D	-2.73	118.51	123.84
16	B	825	CLA	CHB-C4A-NA	2.73	128.28	124.51
16	3	204	CLA	CAA-C2A-C3A	-2.72	105.32	112.78
16	L	204	CLA	CAA-C2A-C3A	-2.72	105.32	112.78
16	A	804	CLA	O1D-CGD-CBD	2.72	130.06	124.48

Continued on next page...

Continued from previous page...

Mol	Chain	Res	Type	Atoms	Z	Observed(°)	Ideal(°)
16	B	808	CLA	O2D-CGD-O1D	-2.72	118.52	123.84
22	A	846	BCR	C15-C16-C17	-2.72	117.90	123.47
16	1	606	CLA	CMB-C2B-C3B	2.72	129.77	124.68
16	B	838	CLA	O2D-CGD-O1D	-2.72	118.52	123.84
16	3	205	CLA	O2D-CGD-O1D	-2.72	118.52	123.84
16	B	801	CLA	CMA-C3A-C4A	-2.72	104.46	111.77
16	K	101	CLA	CHB-C4A-NA	2.72	128.27	124.51
16	B	818	CLA	O2D-CGD-O1D	-2.72	118.52	123.84
22	B	849	BCR	C2-C1-C6	2.72	114.66	110.48
16	2	602	CLA	O2D-CGD-O1D	-2.72	118.53	123.84
16	A	820	CLA	CAA-C2A-C3A	-2.71	105.34	112.78
16	1	603	CLA	CHB-C4A-NA	2.71	128.27	124.51
19	A	801	CL0	C11-C12-C13	-2.71	107.15	115.92
16	A	811	CLA	CHB-C4A-NA	2.71	128.26	124.51
16	1	601	CLA	C1B-CHB-C4A	-2.71	124.75	130.12
16	A	833	CLA	O2D-CGD-O1D	-2.71	118.55	123.84
16	1	604	CLA	CAA-C2A-C3A	-2.71	105.37	112.78
16	2	608	CLA	C1B-CHB-C4A	-2.70	124.77	130.12
16	A	827	CLA	C1B-CHB-C4A	-2.70	124.77	130.12
16	1	610	CLA	CAA-C2A-C3A	-2.70	105.38	112.78
16	A	818	CLA	O2D-CGD-O1D	-2.70	118.56	123.84
16	2	610	CLA	CAA-C2A-C3A	-2.70	107.52	114.26
16	3	205	CLA	C1B-CHB-C4A	-2.70	124.78	130.12
22	A	844	BCR	C2-C1-C6	2.69	114.63	110.48
16	O	201	CLA	CHB-C4A-NA	2.69	128.24	124.51
16	A	837	CLA	O2D-CGD-O1D	-2.69	118.58	123.84
16	2	609	CLA	O2D-CGD-O1D	-2.69	118.58	123.84
16	1	601	CLA	C3A-C2A-C1A	2.69	105.37	101.34
22	A	849	BCR	C35-C13-C14	-2.69	119.16	122.92
19	A	801	CL0	C3D-C4D-CHA	-2.69	106.57	112.72
19	A	801	CL0	C3D-C4D-ND	2.69	114.59	110.24
16	A	850	CLA	CHD-C4C-C3C	2.69	128.79	124.84
16	A	833	CLA	CHD-C1D-ND	-2.69	121.99	124.45
22	B	847	BCR	C27-C26-C25	2.68	126.63	122.73
16	B	804	CLA	C1B-CHB-C4A	-2.68	124.80	130.12
16	1	606	CLA	O2D-CGD-O1D	-2.68	118.59	123.84
17	3	217	ZEX	C18-C5-C4	-2.68	109.39	114.36
17	3	201	ZEX	C12-C13-C14	-2.68	114.83	118.94
17	3	218	ZEX	C7-C8-C9	-2.68	122.19	126.23
22	A	843	BCR	C15-C16-C17	-2.68	117.98	123.47
16	3	207	CLA	CMB-C2B-C3B	2.68	129.69	124.68
16	B	829	CLA	CMB-C2B-C1B	-2.68	124.35	128.46

Continued on next page...

Continued from previous page...

Mol	Chain	Res	Type	Atoms	Z	Observed(°)	Ideal(°)
17	3	214	ZEX	C2-C3-C4	2.68	113.97	110.30
16	A	823	CLA	C1B-CHB-C4A	-2.68	124.82	130.12
16	B	806	CLA	O2D-CGD-O1D	-2.67	118.61	123.84
22	F	804	BCR	C31-C1-C6	2.67	114.63	110.30
16	3	213	CLA	O2D-CGD-O1D	-2.67	118.62	123.84
22	K	103	BCR	C15-C16-C17	-2.67	118.01	123.47
17	3	215	ZEX	C37-C21-C26	-2.67	105.97	110.30
16	A	823	CLA	O2D-CGD-O1D	-2.67	118.62	123.84
16	B	815	CLA	C1B-CHB-C4A	-2.67	124.83	130.12
16	O	204	CLA	CHB-C4A-NA	2.67	128.20	124.51
16	A	808	CLA	CAA-C2A-C3A	-2.67	105.47	112.78
16	A	838	CLA	O2A-CGA-O1A	-2.67	116.87	123.59
16	A	810	CLA	O2D-CGD-O1D	-2.66	118.63	123.84
25	B	850	DGD	C3G-C2G-C1G	-2.66	105.49	111.79
22	K	103	BCR	C15-C14-C13	-2.66	123.51	127.31
16	3	206	CLA	C1B-CHB-C4A	-2.66	124.85	130.12
16	1	609	CLA	O2D-CGD-O1D	-2.66	118.64	123.84
16	3	212	CLA	O2D-CGD-O1D	-2.66	118.64	123.84
16	L	201	CLA	C1B-CHB-C4A	-2.66	124.85	130.12
22	B	844	BCR	C27-C26-C25	2.66	126.59	122.73
16	B	842	CLA	O2D-CGD-O1D	-2.66	118.64	123.84
16	3	203	CLA	C1B-CHB-C4A	-2.66	124.86	130.12
17	2	614	ZEX	C11-C12-C13	-2.65	118.96	126.42
17	1	615	ZEX	C11-C12-C13	-2.65	118.96	126.42
17	3	218	ZEX	C23-C24-C25	2.65	113.11	109.33
16	B	812	CLA	O2D-CGD-O1D	-2.65	118.65	123.84
22	A	843	BCR	C15-C14-C13	-2.65	123.53	127.31
16	1	607	CLA	C1B-CHB-C4A	-2.65	124.87	130.12
22	L	207	BCR	C15-C14-C13	-2.65	123.53	127.31
16	A	825	CLA	C3A-C2A-C1A	2.65	105.30	101.34
16	B	807	CLA	O2D-CGD-O1D	-2.65	118.66	123.84
16	A	809	CLA	CAA-C2A-C3A	-2.65	105.53	112.78
16	3	207	CLA	CAA-C2A-C3A	-2.64	105.54	112.78
16	B	832	CLA	O2D-CGD-O1D	-2.64	118.67	123.84
16	A	815	CLA	CMB-C2B-C3B	2.64	129.62	124.68
16	A	804	CLA	C1B-CHB-C4A	-2.64	124.89	130.12
22	L	206	BCR	C3-C4-C5	-2.64	109.36	114.08
16	B	801	CLA	CGD-CBD-CAD	2.64	119.29	110.73
16	A	805	CLA	O2D-CGD-O1D	-2.64	118.68	123.84
16	B	813	CLA	O2D-CGD-O1D	-2.64	118.68	123.84
16	A	834	CLA	C1B-CHB-C4A	-2.64	124.89	130.12
17	3	216	ZEX	C18-C5-C4	-2.64	109.47	114.36

Continued on next page...

Continued from previous page...

Mol	Chain	Res	Type	Atoms	Z	Observed(°)	Ideal(°)
22	A	847	BCR	C33-C5-C6	-2.64	121.57	124.53
17	3	217	ZEX	C4-C5-C6	-2.64	114.97	120.85
19	A	801	CL0	CMC-C2C-C3C	2.63	133.27	126.12
16	A	816	CLA	O2D-CGD-O1D	-2.63	118.69	123.84
16	B	839	CLA	C1B-CHB-C4A	-2.63	124.90	130.12
16	B	824	CLA	O2D-CGD-O1D	-2.63	118.69	123.84
25	B	850	DGD	CAB-C9B-C8B	-2.63	101.06	114.42
16	L	205	CLA	C1B-CHB-C4A	-2.63	124.90	130.12
16	2	608	CLA	C1-C2-C3	-2.63	122.49	126.75
16	1	603	CLA	O2D-CGD-O1D	-2.63	118.69	123.84
16	A	812	CLA	C1B-CHB-C4A	-2.63	124.91	130.12
16	A	836	CLA	CHB-C4A-NA	2.63	128.15	124.51
16	1	605	CLA	O2D-CGD-O1D	-2.63	118.12	124.09
16	A	809	CLA	CMB-C2B-C3B	2.63	129.59	124.68
16	1	603	CLA	CAA-C2A-C3A	-2.62	105.59	112.78
16	2	604	CLA	C1B-CHB-C4A	-2.62	124.92	130.12
16	B	802	CLA	CHA-C1A-NA	-2.62	120.39	126.40
22	L	206	BCR	C15-C14-C13	-2.62	123.57	127.31
16	B	841	CLA	CAA-C2A-C3A	-2.62	105.59	112.78
16	B	820	CLA	CAA-CBA-CGA	-2.62	105.59	113.25
16	B	816	CLA	O2D-CGD-O1D	-2.62	118.72	123.84
16	A	818	CLA	C1B-CHB-C4A	-2.62	124.93	130.12
16	A	817	CLA	O2D-CGD-O1D	-2.62	118.72	123.84
22	J	103	BCR	C15-C16-C17	-2.61	118.12	123.47
17	1	614	ZEX	C7-C8-C9	-2.61	122.29	126.23
16	A	838	CLA	CAA-C2A-C3A	-2.61	105.62	112.78
16	B	806	CLA	C1B-CHB-C4A	-2.61	124.94	130.12
16	B	815	CLA	CBC-CAC-C3C	2.61	119.63	112.43
16	O	201	CLA	O2D-CGD-O1D	-2.61	118.74	123.84
16	A	837	CLA	CHB-C4A-NA	2.61	128.12	124.51
16	1	611	CLA	O2D-CGD-O1D	-2.61	118.74	123.84
16	B	838	CLA	C1B-CHB-C4A	-2.61	124.95	130.12
16	A	825	CLA	O2D-CGD-O1D	-2.61	118.74	123.84
16	B	809	CLA	O2D-CGD-O1D	-2.60	118.75	123.84
16	L	203	CLA	C1B-CHB-C4A	-2.60	124.97	130.12
16	B	834	CLA	CMB-C2B-C1B	-2.60	124.47	128.46
16	A	807	CLA	O2D-CGD-CBD	2.59	115.88	111.27
22	A	846	BCR	C27-C26-C25	2.59	126.49	122.73
16	3	206	CLA	CAA-C2A-C3A	-2.59	105.69	112.78
17	2	616	ZEX	C35-C15-C14	-2.59	118.17	123.47
16	A	836	CLA	C1B-CHB-C4A	-2.59	124.99	130.12
16	L	205	CLA	O2D-CGD-O1D	-2.59	118.78	123.84

Continued on next page...

Continued from previous page...

Mol	Chain	Res	Type	Atoms	Z	Observed(°)	Ideal(°)
16	A	826	CLA	CAA-C2A-C3A	-2.59	105.70	112.78
20	A	840	PQN	C2M-C2-C3	-2.59	120.18	124.40
16	B	829	CLA	CAA-C2A-C3A	-2.59	105.70	112.78
16	B	830	CLA	O2D-CGD-O1D	-2.58	118.78	123.84
16	B	837	CLA	CBA-CAA-C2A	-2.58	106.24	113.86
22	F	804	BCR	C15-C14-C13	-2.58	123.62	127.31
16	A	829	CLA	CHC-C1C-NC	2.58	128.12	124.20
16	A	833	CLA	C1B-CHB-C4A	-2.58	125.00	130.12
16	A	826	CLA	C1B-CHB-C4A	-2.58	125.01	130.12
16	B	837	CLA	C1B-CHB-C4A	-2.58	125.02	130.12
16	A	851	CLA	C1B-CHB-C4A	-2.57	125.02	130.12
16	A	828	CLA	C1-C2-C3	-2.57	121.59	126.04
16	A	831	CLA	O2D-CGD-O1D	-2.57	118.81	123.84
16	2	611	CLA	CAA-C2A-C3A	-2.57	105.74	112.78
16	B	815	CLA	C1-C2-C3	-2.57	121.60	126.04
16	B	801	CLA	CAA-C2A-C3A	-2.57	105.74	112.78
22	L	207	BCR	C27-C26-C25	2.57	126.46	122.73
16	A	810	CLA	C1B-CHB-C4A	-2.56	125.04	130.12
16	A	833	CLA	CMA-C3A-C2A	-2.56	103.48	113.83
16	2	603	CLA	CAA-C2A-C3A	-2.56	105.76	112.78
16	A	817	CLA	C2A-C1A-CHA	2.56	128.34	123.86
16	A	806	CLA	O2A-CGA-O1A	-2.56	117.12	123.59
17	3	215	ZEX	C11-C12-C13	-2.56	119.22	126.42
16	2	612	CLA	CAA-C2A-C3A	-2.56	105.76	112.78
16	A	808	CLA	O2A-CGA-O1A	-2.56	117.13	123.59
16	A	839	CLA	CMB-C2B-C3B	2.56	129.47	124.68
16	B	809	CLA	CMB-C2B-C3B	2.56	129.47	124.68
16	3	211	CLA	O2D-CGD-O1D	-2.56	118.83	123.84
16	A	820	CLA	O2D-CGD-O1D	-2.56	118.83	123.84
16	3	205	CLA	O2D-CGD-CBD	2.56	115.82	111.27
16	B	833	CLA	O2D-CGD-O1D	-2.56	118.83	123.84
16	B	802	CLA	O2A-CGA-O1A	-2.56	117.14	123.59
16	1	604	CLA	O2D-CGD-O1D	-2.56	118.84	123.84
16	A	814	CLA	O2D-CGD-O1D	-2.56	118.84	123.84
16	B	802	CLA	CMA-C3A-C4A	-2.56	104.90	111.77
16	B	805	CLA	C16-C15-C13	-2.56	107.65	115.92
16	B	840	CLA	C1B-CHB-C4A	-2.55	125.06	130.12
22	J	102	BCR	C20-C21-C22	-2.55	123.67	127.31
16	2	612	CLA	O2D-CGD-O1D	-2.55	118.85	123.84
16	B	802	CLA	CAA-CBA-CGA	-2.55	105.80	113.25
17	2	614	ZEX	C21-C26-C27	-2.55	108.56	115.78
19	A	801	CL0	CMB-C2B-C1B	-2.55	124.55	128.46

Continued on next page...

Continued from previous page...

Mol	Chain	Res	Type	Atoms	Z	Observed(°)	Ideal(°)
16	2	601	CLA	O1D-CGD-CBD	2.55	129.69	124.48
21	A	841	LHG	C11-C10-C9	-2.55	101.50	114.42
16	B	806	CLA	CAA-C2A-C3A	-2.54	105.81	112.78
16	B	837	CLA	CAC-C3C-C4C	2.54	128.11	124.81
16	A	829	CLA	CAA-C2A-C3A	-2.54	105.81	112.78
16	A	830	CLA	CHB-C4A-NA	2.54	128.03	124.51
16	A	803	CLA	O2D-CGD-O1D	-2.54	118.87	123.84
16	B	805	CLA	CAA-C2A-C3A	-2.54	105.83	112.78
17	2	614	ZEX	C3-C4-C5	2.54	116.91	111.85
17	3	218	ZEX	C4-C5-C6	-2.54	115.20	120.85
22	A	845	BCR	C16-C17-C18	-2.54	123.69	127.31
16	B	834	CLA	O2D-CGD-CBD	2.54	115.77	111.27
16	B	832	CLA	CAA-C2A-C3A	-2.54	105.84	112.78
16	2	610	CLA	CMB-C2B-C3B	2.53	129.41	124.68
16	B	810	CLA	CMB-C2B-C1B	-2.53	124.58	128.46
16	1	612	CLA	C2A-C1A-CHA	2.53	128.28	123.86
16	B	839	CLA	O2A-CGA-O1A	-2.53	117.21	123.59
16	B	827	CLA	O1D-CGD-CBD	2.53	129.66	124.48
16	1	608	CLA	C1B-CHB-C4A	-2.53	125.11	130.12
16	A	839	CLA	C1B-CHB-C4A	-2.53	125.11	130.12
22	A	845	BCR	C16-C15-C14	-2.53	118.30	123.47
17	2	614	ZEX	C37-C21-C26	-2.53	106.20	110.30
19	A	801	CL0	C16-C17-C18	-2.53	104.08	115.98
17	3	218	ZEX	C8-C7-C6	-2.52	120.12	127.20
16	B	830	CLA	C2D-C1D-ND	-2.52	108.25	110.10
16	B	837	CLA	O2D-CGD-O1D	-2.52	118.92	123.84
22	A	849	BCR	C7-C8-C9	-2.52	122.43	126.23
16	1	607	CLA	C2D-C1D-ND	-2.52	108.25	110.10
16	A	821	CLA	O2D-CGD-CBD	2.51	115.73	111.27
16	A	807	CLA	CAA-C2A-C3A	-2.51	105.89	112.78
16	B	832	CLA	C1B-CHB-C4A	-2.51	125.14	130.12
17	2	615	ZEX	C7-C8-C9	-2.51	122.44	126.23
16	A	827	CLA	CAA-C2A-C3A	-2.51	105.91	112.78
16	A	809	CLA	O2D-CGD-O1D	-2.51	118.94	123.84
16	A	825	CLA	C1B-CHB-C4A	-2.50	125.16	130.12
16	A	824	CLA	CAA-C2A-C3A	-2.50	105.92	112.78
16	B	804	CLA	C4D-C3D-CAD	-2.50	105.15	108.10
16	B	808	CLA	CAA-C2A-C3A	-2.50	105.93	112.78
16	A	850	CLA	O2A-CGA-O1A	-2.50	117.28	123.59
16	B	829	CLA	C1B-CHB-C4A	-2.50	125.16	130.12
22	L	202	BCR	C27-C26-C25	2.50	126.36	122.73
16	A	835	CLA	C2A-C1A-CHA	2.50	128.23	123.86

Continued on next page...

Continued from previous page...

Mol	Chain	Res	Type	Atoms	Z	Observed(°)	Ideal(°)
16	1	606	CLA	C2D-C1D-ND	-2.50	108.26	110.10
16	A	831	CLA	C1B-CHB-C4A	-2.50	125.17	130.12
16	1	610	CLA	O2D-CGD-O1D	-2.50	118.96	123.84
16	B	830	CLA	CHB-C4A-NA	2.49	127.96	124.51
16	O	201	CLA	CAA-C2A-C3A	-2.49	105.95	112.78
17	3	218	ZEX	C18-C5-C4	-2.49	109.74	114.36
16	B	808	CLA	C1B-CHB-C4A	-2.49	125.18	130.12
16	B	834	CLA	CMB-C2B-C3B	2.49	129.33	124.68
16	A	837	CLA	C1B-CHB-C4A	-2.49	125.19	130.12
16	B	824	CLA	CMB-C2B-C3B	2.49	129.33	124.68
16	3	209	CLA	O2D-CGD-O1D	-2.49	118.98	123.84
22	A	845	BCR	C7-C8-C9	-2.48	122.48	126.23
22	A	847	BCR	C37-C22-C21	-2.48	119.45	122.92
16	B	825	CLA	O2A-CGA-O1A	-2.48	117.33	123.59
16	B	831	CLA	CHC-C1C-NC	2.48	127.97	124.20
16	A	828	CLA	CMD-C2D-C1D	-2.48	120.34	124.71
16	B	809	CLA	C1B-CHB-C4A	-2.48	125.21	130.12
16	B	822	CLA	CAA-C2A-C3A	-2.48	106.00	112.78
22	F	804	BCR	C27-C26-C25	2.48	126.33	122.73
22	A	844	BCR	C16-C15-C14	-2.47	118.41	123.47
16	2	605	CLA	C1B-CHB-C4A	-2.47	125.22	130.12
22	A	847	BCR	C7-C8-C9	-2.47	122.50	126.23
16	B	826	CLA	C1-C2-C3	-2.47	121.77	126.04
22	B	848	BCR	C20-C21-C22	-2.47	123.79	127.31
16	A	829	CLA	O2D-CGD-CBD	2.47	115.65	111.27
17	3	214	ZEX	C8-C7-C6	-2.47	120.27	127.20
16	A	808	CLA	C1B-CHB-C4A	-2.47	125.23	130.12
16	3	207	CLA	C1B-CHB-C4A	-2.46	125.24	130.12
16	A	829	CLA	CMC-C2C-C1C	-2.46	121.29	125.04
16	A	838	CLA	C1-C2-C3	-2.46	121.78	126.04
19	A	801	CL0	C2D-C1D-ND	2.46	111.92	110.10
16	B	839	CLA	O2D-CGD-CBD	2.46	115.64	111.27
16	A	836	CLA	O2D-CGD-CBD	2.46	115.64	111.27
16	B	834	CLA	CHD-C1D-ND	-2.46	122.19	124.45
16	B	802	CLA	O2D-CGD-O1D	-2.46	119.03	123.84
16	3	203	CLA	O2D-CGD-O1D	-2.46	119.03	123.84
16	B	812	CLA	CMB-C2B-C3B	2.46	129.28	124.68
21	A	841	LHG	O8-C23-C24	2.45	119.60	111.91
16	B	822	CLA	O2D-CGD-O1D	-2.45	119.05	123.84
16	A	850	CLA	C2A-C1A-CHA	2.45	128.14	123.86
16	B	837	CLA	C2A-C1A-CHA	2.45	128.14	123.86
16	A	827	CLA	O2D-CGD-O1D	-2.45	119.05	123.84

Continued on next page...

Continued from previous page...

Mol	Chain	Res	Type	Atoms	Z	Observed(°)	Ideal(°)
16	B	839	CLA	CAA-C2A-C3A	-2.45	106.08	112.78
22	A	845	BCR	C29-C30-C25	2.45	114.25	110.48
16	B	841	CLA	C1B-CHB-C4A	-2.44	125.28	130.12
22	F	801	BCR	C27-C26-C25	2.44	126.28	122.73
22	B	844	BCR	C30-C25-C26	-2.44	119.17	122.61
16	B	827	CLA	CHB-C4A-NA	2.44	127.89	124.51
17	2	617	ZEX	C31-C32-C33	-2.44	119.56	126.42
22	B	846	BCR	C15-C16-C17	-2.44	118.48	123.47
16	A	852	CLA	O2A-CGA-O1A	-2.44	117.44	123.59
16	A	808	CLA	CHB-C4A-NA	2.44	127.88	124.51
16	B	801	CLA	C1B-CHB-C4A	-2.44	125.29	130.12
16	A	816	CLA	CAA-C2A-C3A	-2.44	106.11	112.78
21	A	841	LHG	C20-C19-C18	-2.44	102.06	114.42
22	B	847	BCR	C40-C30-C25	2.43	114.25	110.30
16	B	807	CLA	C1B-CHB-C4A	-2.43	125.30	130.12
16	B	803	CLA	C1-C2-C3	-2.43	121.84	126.04
16	A	829	CLA	CHB-C4A-NA	2.43	127.87	124.51
16	B	833	CLA	CAA-C2A-C3A	-2.43	106.12	112.78
16	1	603	CLA	CMB-C2B-C3B	2.43	129.22	124.68
22	A	847	BCR	C16-C15-C14	-2.43	118.50	123.47
16	J	101	CLA	O2D-CGD-O1D	-2.43	119.09	123.84
16	2	603	CLA	C1B-CHB-C4A	-2.43	125.31	130.12
16	B	802	CLA	CAA-C2A-C1A	2.42	119.92	111.97
22	A	843	BCR	C33-C5-C6	-2.42	121.81	124.53
17	3	218	ZEX	C38-C24-C23	-2.42	108.46	112.20
16	A	816	CLA	CAC-C3C-C4C	2.42	127.95	124.81
16	B	833	CLA	CMB-C2B-C3B	2.42	129.20	124.68
22	J	103	BCR	C27-C26-C25	2.42	126.24	122.73
16	A	827	CLA	O2D-CGD-CBD	2.42	115.56	111.27
16	3	206	CLA	C2A-C1A-CHA	2.41	128.08	123.86
16	L	204	CLA	C1B-CHB-C4A	-2.41	125.34	130.12
16	K	102	CLA	O2D-CGD-O1D	-2.41	119.12	123.84
16	B	821	CLA	CMB-C2B-C3B	2.41	129.19	124.68
16	A	824	CLA	O2D-CGD-O1D	-2.41	119.12	123.84
16	A	829	CLA	C2A-C1A-CHA	2.41	128.08	123.86
16	A	813	CLA	C1B-CHB-C4A	-2.41	125.34	130.12
16	B	833	CLA	C1B-CHB-C4A	-2.41	125.34	130.12
16	B	811	CLA	C1B-CHB-C4A	-2.41	125.34	130.12
22	B	848	BCR	C27-C26-C25	2.41	126.23	122.73
16	B	818	CLA	C1B-CHB-C4A	-2.41	125.35	130.12
16	2	612	CLA	C1B-CHB-C4A	-2.41	125.35	130.12
16	B	829	CLA	O2A-CGA-O1A	-2.41	117.52	123.59

Continued on next page...

Continued from previous page...

Mol	Chain	Res	Type	Atoms	Z	Observed(°)	Ideal(°)
16	A	810	CLA	C2D-C1D-ND	-2.41	108.33	110.10
16	B	804	CLA	CHA-C1A-NA	-2.41	120.89	126.40
16	K	101	CLA	CGD-CBD-CAD	2.40	118.52	110.73
16	2	611	CLA	C1B-CHB-C4A	-2.40	125.36	130.12
16	3	206	CLA	C1D-ND-C4D	2.40	108.04	106.33
16	F	802	CLA	C1B-CHB-C4A	-2.40	125.36	130.12
22	B	844	BCR	C7-C8-C9	-2.40	122.61	126.23
16	A	830	CLA	CMB-C2B-C3B	2.40	129.17	124.68
16	A	829	CLA	CMD-C2D-C1D	-2.40	120.49	124.71
16	A	805	CLA	C1B-CHB-C4A	-2.40	125.37	130.12
16	B	810	CLA	CMB-C2B-C3B	2.39	129.16	124.68
16	B	823	CLA	C1B-CHB-C4A	-2.39	125.38	130.12
16	J	101	CLA	C1B-CHB-C4A	-2.39	125.38	130.12
22	B	845	BCR	C28-C27-C26	-2.39	109.81	114.08
16	1	610	CLA	C1B-CHB-C4A	-2.39	125.38	130.12
16	B	822	CLA	C1B-CHB-C4A	-2.39	125.38	130.12
16	A	808	CLA	CMA-C3A-C4A	2.39	118.20	111.77
16	B	828	CLA	O2D-CGD-CBD	2.39	115.52	111.27
16	A	825	CLA	CBC-CAC-C3C	2.39	119.02	112.43
16	2	606	CLA	C1B-CHB-C4A	-2.39	125.38	130.12
16	A	812	CLA	CAA-C2A-C3A	-2.39	106.23	112.78
16	B	836	CLA	C1B-CHB-C4A	-2.39	125.39	130.12
22	L	202	BCR	C24-C23-C22	-2.39	122.63	126.23
16	3	209	CLA	C1B-CHB-C4A	-2.39	125.39	130.12
16	O	202	CLA	C1B-CHB-C4A	-2.39	125.39	130.12
16	B	811	CLA	C2D-C1D-ND	-2.39	108.35	110.10
17	2	614	ZEX	C23-C24-C25	2.39	112.73	109.33
25	B	850	DGD	CFB-CEB-CDB	-2.39	102.32	114.42
16	A	828	CLA	C1B-CHB-C4A	-2.38	125.39	130.12
16	B	837	CLA	CMB-C2B-C1B	-2.38	124.80	128.46
17	1	615	ZEX	C17-C1-C6	-2.38	106.43	110.30
16	B	834	CLA	C1B-CHB-C4A	-2.38	125.39	130.12
21	A	841	LHG	C18-C17-C16	-2.38	102.32	114.42
22	B	844	BCR	C38-C26-C27	-2.38	109.04	113.62
16	3	210	CLA	C1B-CHB-C4A	-2.38	125.40	130.12
16	1	602	CLA	C1B-CHB-C4A	-2.38	125.40	130.12
16	A	804	CLA	CAC-C3C-C4C	2.38	127.90	124.81
17	1	613	ZEX	C38-C24-C23	-2.38	108.53	112.20
16	2	606	CLA	CAA-C2A-C3A	-2.38	106.26	112.78
16	B	810	CLA	O2D-CGD-O1D	-2.38	119.19	123.84
21	A	842	LHG	C11-C10-C9	-2.38	102.36	114.42
16	O	203	CLA	C1B-CHB-C4A	-2.37	125.41	130.12

Continued on next page...

Continued from previous page...

Mol	Chain	Res	Type	Atoms	Z	Observed(°)	Ideal(°)
16	B	829	CLA	C2A-C1A-CHA	2.37	128.01	123.86
16	A	807	CLA	CAA-C2A-C1A	-2.37	104.20	111.97
16	B	827	CLA	C3A-C2A-C1A	2.37	104.89	101.34
16	A	824	CLA	C1B-CHB-C4A	-2.37	125.42	130.12
16	B	824	CLA	C1B-CHB-C4A	-2.37	125.42	130.12
16	B	805	CLA	C1B-CHB-C4A	-2.37	125.42	130.12
16	B	838	CLA	CAA-C2A-C3A	-2.37	106.29	112.78
16	F	802	CLA	O2D-CGD-CBD	2.37	115.48	111.27
16	A	851	CLA	CAA-C2A-C3A	-2.37	106.30	112.78
21	A	842	LHG	C20-C19-C18	-2.37	102.41	114.42
16	1	601	CLA	CAA-C2A-C3A	-2.36	106.31	112.78
22	A	849	BCR	C24-C23-C22	-2.36	122.67	126.23
16	B	821	CLA	O2D-CGD-O1D	-2.36	119.22	123.84
16	A	831	CLA	C2D-C1D-ND	-2.36	108.36	110.10
16	B	830	CLA	CAA-C2A-C3A	-2.36	106.31	112.78
16	B	827	CLA	C1B-CHB-C4A	-2.36	125.45	130.12
16	A	828	CLA	CHB-C4A-NA	2.36	127.77	124.51
16	F	802	CLA	C2A-C1A-CHA	2.36	127.98	123.86
16	A	818	CLA	C2A-C1A-CHA	2.35	127.97	123.86
16	B	810	CLA	C1B-CHB-C4A	-2.35	125.46	130.12
16	A	820	CLA	CAC-C3C-C4C	2.35	127.86	124.81
16	B	816	CLA	C1B-CHB-C4A	-2.35	125.47	130.12
16	A	852	CLA	C1B-CHB-C4A	-2.35	125.47	130.12
22	B	849	BCR	C31-C1-C6	2.35	114.11	110.30
22	K	103	BCR	C3-C4-C5	-2.35	109.89	114.08
17	1	615	ZEX	C27-C28-C29	-2.34	122.69	126.23
16	2	601	CLA	C1B-CHB-C4A	-2.34	125.48	130.12
16	3	202	CLA	C1B-CHB-C4A	-2.34	125.48	130.12
16	F	803	CLA	C1B-CHB-C4A	-2.34	125.48	130.12
16	A	810	CLA	C3C-C4C-NC	-2.34	107.94	110.57
16	A	836	CLA	O2A-CGA-O1A	-2.34	117.68	123.59
17	1	613	ZEX	C7-C6-C5	-2.34	115.79	121.46
16	B	831	CLA	CMC-C2C-C1C	-2.34	121.48	125.04
22	L	207	BCR	C7-C8-C9	-2.34	122.71	126.23
16	B	830	CLA	O2A-CGA-O1A	-2.33	117.70	123.59
16	A	828	CLA	CMA-C3A-C2A	-2.33	104.41	113.83
16	B	807	CLA	C2A-C1A-CHA	2.33	127.94	123.86
17	2	617	ZEX	C4-C5-C6	-2.33	115.65	120.85
16	A	832	CLA	CMC-C2C-C1C	-2.33	121.49	125.04
22	B	846	BCR	C15-C14-C13	-2.33	123.98	127.31
16	2	607	CLA	CAA-C2A-C3A	-2.33	106.39	112.78
17	2	617	ZEX	C38-C24-C23	-2.33	108.60	112.20

Continued on next page...

Continued from previous page...

Mol	Chain	Res	Type	Atoms	Z	Observed(°)	Ideal(°)
16	A	835	CLA	C1B-CHB-C4A	-2.33	125.50	130.12
16	A	836	CLA	C2A-C1A-CHA	2.33	127.93	123.86
22	B	846	BCR	C24-C23-C22	-2.33	122.72	126.23
22	A	847	BCR	C23-C22-C21	-2.33	115.37	118.94
16	A	828	CLA	CAA-CBA-CGA	-2.33	106.45	113.25
22	B	844	BCR	C15-C14-C13	-2.32	123.99	127.31
19	A	801	CL0	CHC-C1C-C2C	-2.32	120.29	126.72
17	3	218	ZEX	C11-C12-C13	-2.32	119.89	126.42
16	A	851	CLA	O2D-CGD-O1D	-2.32	119.30	123.84
22	K	103	BCR	C27-C26-C25	2.32	126.10	122.73
16	K	102	CLA	C1B-CHB-C4A	-2.32	125.52	130.12
20	B	843	PQN	C14-C13-C15	-2.32	111.37	115.27
16	B	802	CLA	C3B-C4B-NB	-2.32	106.21	109.21
16	1	605	CLA	CAA-C2A-C3A	-2.32	106.43	112.78
16	B	813	CLA	C1B-CHB-C4A	-2.32	125.52	130.12
17	3	217	ZEX	C38-C24-C23	-2.32	108.62	112.20
16	B	836	CLA	C2A-C1A-CHA	2.32	127.91	123.86
16	B	803	CLA	O2A-CGA-O1A	-2.32	117.75	123.59
16	B	816	CLA	C2D-C1D-ND	-2.31	108.40	110.10
16	1	606	CLA	C1B-CHB-C4A	-2.31	125.53	130.12
16	B	809	CLA	CAC-C3C-C4C	2.31	127.81	124.81
16	A	829	CLA	O2A-CGA-O1A	-2.31	117.76	123.59
16	3	202	CLA	CAA-C2A-C3A	-2.31	106.45	112.78
16	B	828	CLA	CAA-C2A-C3A	-2.31	106.45	112.78
16	B	842	CLA	C1B-CHB-C4A	-2.31	125.54	130.12
25	B	850	DGD	C8B-C7B-C6B	-2.31	102.71	114.42
16	B	811	CLA	CAC-C3C-C4C	2.31	127.80	124.81
16	B	830	CLA	C1B-CHB-C4A	-2.31	125.55	130.12
16	B	818	CLA	CAA-C2A-C3A	-2.31	106.46	112.78
16	B	804	CLA	O2A-CGA-O1A	-2.31	117.77	123.59
22	B	849	BCR	C3-C4-C5	-2.31	109.96	114.08
16	O	203	CLA	O2A-CGA-O1A	-2.30	117.78	123.59
16	A	811	CLA	O2D-CGD-CBD	2.30	115.36	111.27
16	B	836	CLA	O2D-CGD-O1D	-2.30	119.34	123.84
16	A	806	CLA	C1D-ND-C4D	2.30	107.97	106.33
16	B	826	CLA	C1B-CHB-C4A	-2.30	125.56	130.12
22	B	845	BCR	C15-C14-C13	-2.30	124.03	127.31
16	1	605	CLA	C1B-CHB-C4A	-2.30	125.56	130.12
16	3	208	CLA	C1B-CHB-C4A	-2.30	125.56	130.12
16	A	811	CLA	C1B-CHB-C4A	-2.30	125.56	130.12
16	B	801	CLA	CAA-CBA-CGA	-2.30	106.54	113.25
16	L	205	CLA	C2A-C1A-CHA	2.30	127.87	123.86

Continued on next page...

Continued from previous page...

Mol	Chain	Res	Type	Atoms	Z	Observed(°)	Ideal(°)
16	A	839	CLA	C1-O2A-CGA	2.29	122.46	116.44
16	A	813	CLA	CAA-C2A-C3A	-2.29	106.50	112.78
16	B	842	CLA	CAA-C2A-C3A	-2.29	106.50	112.78
16	B	802	CLA	C2A-C1A-CHA	2.29	127.87	123.86
16	2	607	CLA	C1B-CHB-C4A	-2.29	125.58	130.12
22	A	849	BCR	C27-C26-C25	2.29	126.06	122.73
16	3	213	CLA	C1B-CHB-C4A	-2.29	125.58	130.12
16	A	822	CLA	O2D-CGD-O1D	-2.29	119.36	123.84
16	A	827	CLA	O2A-C1-C2	-2.29	102.62	108.64
16	A	824	CLA	C7-C6-C5	-2.29	107.15	113.36
16	A	806	CLA	C2A-C1A-CHA	2.29	127.86	123.86
17	1	615	ZEX	C8-C7-C6	-2.28	120.78	127.20
16	A	831	CLA	C2A-C1A-CHA	2.28	127.85	123.86
16	B	808	CLA	CMB-C2B-C1B	-2.28	124.95	128.46
16	A	852	CLA	CAA-CBA-CGA	-2.28	106.58	113.25
16	A	850	CLA	CBC-CAC-C3C	2.28	118.73	112.43
16	A	815	CLA	C1B-CHB-C4A	-2.28	125.60	130.12
16	B	815	CLA	C2D-C1D-ND	-2.28	108.42	110.10
16	A	809	CLA	C1B-CHB-C4A	-2.28	125.61	130.12
16	B	829	CLA	O2D-CGD-O1D	-2.28	119.39	123.84
22	B	848	BCR	C30-C25-C26	-2.28	119.41	122.61
16	A	824	CLA	C2D-C1D-ND	-2.28	108.43	110.10
16	B	802	CLA	C4D-CHA-C1A	2.28	124.02	121.25
16	B	831	CLA	C1D-ND-C4D	2.27	107.95	106.33
16	B	819	CLA	C2A-C1A-CHA	2.27	127.83	123.86
22	L	207	BCR	C24-C23-C22	-2.27	122.80	126.23
22	F	804	BCR	C37-C22-C21	-2.27	119.74	122.92
16	3	209	CLA	CHD-C1D-ND	-2.27	122.37	124.45
16	A	836	CLA	CAA-C2A-C3A	-2.27	106.56	112.78
16	A	829	CLA	CMC-C2C-C3C	2.27	132.28	126.12
22	A	845	BCR	C15-C14-C13	-2.27	124.07	127.31
16	A	850	CLA	C3C-C4C-NC	-2.27	108.03	110.57
16	A	828	CLA	C3B-C4B-NB	-2.27	106.28	109.21
16	B	809	CLA	CHD-C1D-ND	-2.27	122.37	124.45
16	B	820	CLA	O2D-CGD-O1D	-2.26	119.41	123.84
16	B	824	CLA	CAA-C2A-C3A	-2.26	106.58	112.78
17	3	214	ZEX	C35-C15-C14	-2.26	118.84	123.47
22	B	847	BCR	C38-C26-C27	-2.26	109.27	113.62
16	A	807	CLA	C1B-CHB-C4A	-2.26	125.64	130.12
16	2	608	CLA	CHD-C1D-ND	-2.26	122.38	124.45
22	A	846	BCR	C33-C5-C6	-2.26	121.99	124.53
22	A	846	BCR	C15-C14-C13	-2.26	124.08	127.31

Continued on next page...

Continued from previous page...

Mol	Chain	Res	Type	Atoms	Z	Observed(°)	Ideal(°)
22	L	202	BCR	C10-C11-C12	-2.26	116.17	123.22
16	B	809	CLA	CAA-C2A-C3A	-2.26	106.59	112.78
16	A	837	CLA	CAA-C2A-C3A	-2.26	106.59	112.78
16	B	820	CLA	C1B-CHB-C4A	-2.26	125.64	130.12
22	J	102	BCR	C29-C30-C25	2.26	113.96	110.48
16	A	851	CLA	C2A-C1A-CHA	2.26	127.81	123.86
16	A	816	CLA	C1B-CHB-C4A	-2.26	125.65	130.12
22	I	101	BCR	C11-C10-C9	-2.26	124.09	127.31
16	A	815	CLA	C2D-C1D-ND	-2.26	108.44	110.10
16	B	828	CLA	C1B-CHB-C4A	-2.25	125.65	130.12
16	A	804	CLA	C1-C2-C3	-2.25	122.15	126.04
16	J	101	CLA	C2A-C1A-CHA	2.25	127.80	123.86
21	A	841	LHG	C27-C26-C25	-2.25	103.00	114.42
17	1	616	ZEX	C23-C24-C25	2.25	112.54	109.33
16	O	201	CLA	C1B-CHB-C4A	-2.25	125.66	130.12
22	B	846	BCR	C31-C1-C6	2.25	113.95	110.30
16	B	805	CLA	O2A-CGA-O1A	-2.25	117.91	123.59
16	A	829	CLA	C1-C2-C3	-2.25	122.15	126.04
16	3	211	CLA	C1B-CHB-C4A	-2.25	125.66	130.12
20	A	840	PQN	C2M-C2-C1	2.25	120.00	116.27
16	1	609	CLA	CMA-C3A-C2A	-2.25	110.85	116.10
16	2	609	CLA	C1B-CHB-C4A	-2.25	125.67	130.12
17	3	217	ZEX	C11-C12-C13	-2.25	120.11	126.42
16	A	807	CLA	C3A-C2A-C1A	2.25	104.70	101.34
17	2	614	ZEX	C38-C24-C23	-2.24	108.73	112.20
22	F	801	BCR	C16-C17-C18	-2.24	124.11	127.31
16	2	608	CLA	O2A-CGA-O1A	-2.24	117.94	123.59
16	2	603	CLA	O2D-CGD-CBD	2.24	115.24	111.27
16	A	812	CLA	C2A-C1A-CHA	2.24	127.77	123.86
16	A	817	CLA	CHA-C1A-NA	-2.24	121.28	126.40
16	2	608	CLA	O1D-CGD-CBD	2.24	129.06	124.48
16	A	817	CLA	C2D-C1D-ND	-2.24	108.46	110.10
22	L	202	BCR	C7-C8-C9	-2.23	122.86	126.23
22	A	847	BCR	C20-C21-C22	-2.23	124.12	127.31
16	3	212	CLA	C2A-C1A-CHA	2.23	127.76	123.86
16	3	213	CLA	C2A-C1A-CHA	2.23	127.76	123.86
16	1	604	CLA	C1B-CHB-C4A	-2.23	125.70	130.12
22	I	101	BCR	C27-C26-C25	2.23	125.97	122.73
16	A	814	CLA	C1B-CHB-C4A	-2.23	125.70	130.12
25	B	850	DGD	O6E-C5E-C4E	2.23	113.74	109.69
16	2	613	CLA	C2A-C1A-CHA	2.23	127.76	123.86
16	A	835	CLA	O2A-CGA-O1A	-2.23	117.97	123.59

Continued on next page...

Continued from previous page...

Mol	Chain	Res	Type	Atoms	Z	Observed(°)	Ideal(°)
16	A	822	CLA	C1B-CHB-C4A	-2.23	125.71	130.12
16	2	607	CLA	O2A-CGA-O1A	-2.22	117.76	123.30
16	B	823	CLA	CAA-C2A-C3A	-2.22	106.69	112.78
22	B	846	BCR	C11-C10-C9	-2.22	124.14	127.31
22	A	847	BCR	C27-C26-C25	2.22	125.96	122.73
16	B	826	CLA	O2D-CGD-O1D	-2.22	119.50	123.84
16	A	831	CLA	O2A-CGA-O1A	-2.22	117.99	123.59
16	L	205	CLA	CAA-C2A-C3A	-2.22	106.70	112.78
16	2	602	CLA	C1B-CHB-C4A	-2.22	125.72	130.12
22	A	846	BCR	C37-C22-C21	-2.22	119.82	122.92
16	1	610	CLA	C2A-C1A-CHA	2.22	127.74	123.86
16	2	605	CLA	C2A-C1A-CHA	2.22	127.74	123.86
16	A	824	CLA	CAA-CBA-CGA	-2.22	106.78	113.25
16	K	101	CLA	C1B-CHB-C4A	-2.22	125.73	130.12
16	O	202	CLA	C2A-C1A-CHA	2.22	127.72	123.85
16	B	820	CLA	C3C-C4C-NC	-2.21	108.09	110.57
16	B	825	CLA	C1B-CHB-C4A	-2.21	125.73	130.12
16	A	832	CLA	CMB-C2B-C1B	-2.21	125.06	128.46
16	B	805	CLA	CMD-C2D-C1D	-2.21	120.81	124.71
16	A	822	CLA	CMB-C2B-C3B	2.21	128.82	124.68
16	B	838	CLA	CHD-C1D-ND	-2.21	122.42	124.45
19	A	801	CL0	CHD-C4C-NC	-2.21	120.72	124.20
16	B	803	CLA	CAA-C2A-C3A	-2.21	106.72	112.78
16	A	802	CLA	O2A-CGA-O1A	-2.21	118.01	123.59
22	L	207	BCR	C15-C16-C17	-2.21	118.95	123.47
17	3	216	ZEX	C31-C32-C33	-2.21	120.21	126.42
17	3	218	ZEX	C3-C4-C5	2.21	116.25	111.85
16	B	817	CLA	C1B-CHB-C4A	-2.21	125.74	130.12
22	F	804	BCR	C35-C13-C14	-2.21	119.83	122.92
16	B	814	CLA	C1B-CHB-C4A	-2.21	125.75	130.12
16	B	831	CLA	C6-C7-C8	-2.21	108.79	115.92
16	A	818	CLA	C2D-C1D-ND	-2.20	108.48	110.10
16	1	608	CLA	C2A-C1A-CHA	2.20	127.71	123.86
16	A	813	CLA	O2A-CGA-O1A	-2.20	117.81	123.30
22	I	101	BCR	C35-C13-C14	-2.20	119.84	122.92
21	A	842	LHG	C27-C26-C25	-2.20	103.26	114.42
16	2	607	CLA	C2D-C1D-ND	-2.20	108.48	110.10
16	B	826	CLA	CHD-C1D-ND	-2.20	122.43	124.45
16	F	802	CLA	O2A-CGA-O1A	-2.20	117.82	123.30
16	B	828	CLA	C2A-C1A-CHA	2.20	127.70	123.86
16	3	212	CLA	C1B-CHB-C4A	-2.20	125.77	130.12
16	B	814	CLA	C2A-C1A-CHA	2.20	127.70	123.86

Continued on next page...

Continued from previous page...

Mol	Chain	Res	Type	Atoms	Z	Observed(°)	Ideal(°)
16	A	833	CLA	CMA-C3A-C4A	-2.19	105.87	111.77
16	A	832	CLA	CMC-C2C-C3C	2.19	132.07	126.12
16	B	835	CLA	CAA-C2A-C3A	-2.19	106.77	112.78
16	3	208	CLA	O2D-CGD-O1D	-2.19	119.55	123.84
16	1	612	CLA	CHA-C1A-NA	-2.19	121.38	126.40
17	3	214	ZEX	C17-C1-C6	-2.19	106.75	110.30
16	A	830	CLA	C1B-CHB-C4A	-2.19	125.78	130.12
16	B	813	CLA	CMB-C2B-C3B	2.19	128.98	124.69
17	2	616	ZEX	C8-C7-C6	-2.19	121.05	127.20
16	B	815	CLA	O2A-CGA-O1A	-2.19	118.07	123.59
16	A	805	CLA	CBA-CAA-C2A	2.19	120.32	113.86
22	A	849	BCR	C20-C21-C22	-2.19	124.19	127.31
16	1	608	CLA	CHD-C1D-ND	-2.19	122.45	124.45
16	3	205	CLA	C3A-C2A-C1A	2.18	104.61	101.34
17	3	218	ZEX	C17-C1-C6	-2.18	106.76	110.30
16	A	824	CLA	C2A-C1A-CHA	2.18	127.68	123.86
16	B	813	CLA	O2A-CGA-O1A	-2.18	118.08	123.59
16	A	805	CLA	C1-C2-C3	-2.18	122.27	126.04
16	B	817	CLA	C2A-C1A-CHA	2.18	127.67	123.86
16	1	601	CLA	O2A-CGA-O1A	-2.18	118.09	123.59
16	A	839	CLA	CAA-C2A-C3A	-2.18	106.81	112.78
16	B	826	CLA	C2D-C1D-ND	-2.18	108.50	110.10
16	2	605	CLA	O2A-CGA-O1A	-2.18	117.87	123.30
16	B	825	CLA	C1-C2-C3	-2.18	122.28	126.04
16	1	606	CLA	C2A-C1A-CHA	2.18	127.67	123.86
16	2	613	CLA	C1B-CHB-C4A	-2.18	125.80	130.12
22	J	102	BCR	C37-C22-C21	-2.18	119.87	122.92
16	2	607	CLA	CHA-C1A-NA	-2.18	121.42	126.40
19	A	801	CL0	C1-O2A-CGA	2.18	122.15	116.44
22	F	804	BCR	C11-C10-C9	-2.17	124.21	127.31
16	B	815	CLA	O2D-CGD-O1D	-2.17	119.59	123.84
16	A	821	CLA	CAA-C2A-C3A	-2.17	106.83	112.78
22	B	844	BCR	C11-C10-C9	-2.17	124.21	127.31
16	A	802	CLA	O1D-CGD-CBD	2.17	128.92	124.48
22	F	801	BCR	C7-C8-C9	-2.17	122.96	126.23
16	B	835	CLA	O2A-CGA-O1A	-2.17	118.12	123.59
16	B	804	CLA	CMD-C2D-C1D	-2.17	120.89	124.71
16	A	818	CLA	CHC-C1C-NC	2.17	127.49	124.20
16	A	839	CLA	C1-C2-C3	-2.17	122.30	126.04
16	A	806	CLA	CHA-C4D-ND	2.17	137.03	132.50
16	2	612	CLA	C2A-C1A-CHA	2.17	127.65	123.86
16	O	203	CLA	C2A-C1A-CHA	2.17	127.64	123.86

Continued on next page...

Continued from previous page...

Mol	Chain	Res	Type	Atoms	Z	Observed(°)	Ideal(°)
16	3	210	CLA	CMA-C3A-C2A	-2.16	111.05	116.10
16	A	810	CLA	O2A-CGA-O1A	-2.16	118.13	123.59
16	B	811	CLA	O1D-CGD-CBD	2.16	128.91	124.48
22	B	849	BCR	C28-C27-C26	-2.16	110.21	114.08
16	B	804	CLA	CMD-C2D-C3D	2.16	132.59	127.61
16	B	807	CLA	CHA-C1A-NA	-2.16	121.44	126.40
16	A	819	CLA	C1B-CHB-C4A	-2.16	125.83	130.12
16	A	835	CLA	CHA-C1A-NA	-2.16	121.44	126.40
22	A	844	BCR	C1-C6-C5	-2.16	119.57	122.61
16	A	830	CLA	CAA-C2A-C3A	-2.16	106.86	112.78
16	A	808	CLA	CHA-C4D-ND	2.16	137.02	132.50
19	A	801	CL0	CMD-C2D-C3D	-2.16	122.64	127.61
16	1	605	CLA	C2A-C1A-CHA	2.16	127.64	123.86
19	A	801	CL0	C4C-C3C-C2C	-2.16	103.75	106.90
16	B	810	CLA	CBA-CAA-C2A	2.16	120.24	113.86
16	B	811	CLA	O2A-CGA-O1A	-2.16	118.15	123.59
16	A	815	CLA	C2A-C1A-CHA	2.16	127.63	123.86
16	2	601	CLA	CAC-C3C-C4C	2.16	127.61	124.81
22	I	101	BCR	C1-C6-C5	-2.16	119.58	122.61
16	B	840	CLA	O2A-CGA-O1A	-2.15	118.16	123.59
16	B	837	CLA	CMB-C2B-C3B	2.15	128.71	124.68
16	A	803	CLA	CAA-C2A-C3A	-2.15	106.88	112.78
16	1	603	CLA	C1B-CHB-C4A	-2.15	125.86	130.12
16	3	202	CLA	C2A-C1A-CHA	2.15	127.62	123.86
16	3	204	CLA	C1B-CHB-C4A	-2.15	125.86	130.12
22	F	804	BCR	C16-C15-C14	-2.15	119.07	123.47
16	A	812	CLA	CHA-C1A-NA	-2.15	121.47	126.40
16	B	808	CLA	CMA-C3A-C2A	-2.15	105.16	113.83
22	B	849	BCR	C37-C22-C21	-2.15	119.91	122.92
16	B	820	CLA	CMA-C3A-C4A	-2.15	106.00	111.77
16	O	204	CLA	C2D-C1D-ND	-2.15	108.52	110.10
16	A	806	CLA	O2D-CGD-CBD	2.15	115.08	111.27
16	B	803	CLA	O1D-CGD-CBD	2.15	128.87	124.48
16	L	203	CLA	O2A-CGA-O1A	-2.14	118.18	123.59
17	1	614	ZEX	C7-C6-C5	-2.14	116.27	121.46
16	2	610	CLA	C1B-CHB-C4A	-2.14	125.87	130.12
16	A	824	CLA	O1D-CGD-CBD	2.14	128.86	124.48
16	B	837	CLA	CHA-C1A-NA	-2.14	121.50	126.40
16	B	833	CLA	CHD-C1D-ND	-2.14	122.49	124.45
16	L	204	CLA	O2D-CGD-CBD	2.14	115.07	111.27
16	A	830	CLA	O2D-CGD-CBD	2.14	115.06	111.27
16	2	601	CLA	CMB-C2B-C1B	-2.14	125.18	128.46

Continued on next page...

Continued from previous page...

Mol	Chain	Res	Type	Atoms	Z	Observed(°)	Ideal(°)
16	A	852	CLA	O2D-CGD-O1D	-2.13	119.66	123.84
16	O	201	CLA	CAC-C3C-C4C	2.13	127.58	124.81
22	F	804	BCR	C2-C1-C6	2.13	113.76	110.48
22	L	206	BCR	C37-C22-C21	-2.13	119.94	122.92
16	B	802	CLA	C4D-C3D-CAD	-2.13	105.59	108.10
16	A	812	CLA	O2A-CGA-O1A	-2.13	118.22	123.59
16	A	850	CLA	CMC-C2C-C1C	-2.13	121.80	125.04
16	A	834	CLA	CAA-C2A-C3A	-2.13	106.96	112.78
22	L	202	BCR	C15-C14-C13	-2.13	124.28	127.31
16	A	834	CLA	O2A-CGA-O1A	-2.13	118.00	123.30
17	3	201	ZEX	C18-C5-C4	-2.12	110.42	114.36
26	J	104	3XQ	O25-C24-C22	-2.12	100.02	110.20
16	A	830	CLA	C1-C2-C3	-2.12	123.32	126.75
16	A	808	CLA	C2A-C1A-CHA	2.12	127.57	123.86
22	A	843	BCR	C7-C8-C9	-2.12	123.03	126.23
16	A	816	CLA	O2A-CGA-O1A	-2.12	118.24	123.59
16	B	808	CLA	CMB-C2B-C3B	2.12	128.65	124.68
16	1	611	CLA	C1B-CHB-C4A	-2.12	125.92	130.12
16	A	820	CLA	O2A-CGA-O1A	-2.12	118.24	123.59
16	B	830	CLA	CMA-C3A-C2A	-2.12	105.29	113.83
16	A	832	CLA	C3A-C2A-C1A	2.12	104.51	101.34
16	A	850	CLA	O2D-CGD-O1D	-2.12	119.70	123.84
16	1	609	CLA	C1B-CHB-C4A	-2.12	125.93	130.12
16	A	821	CLA	CMD-C2D-C3D	2.11	132.48	127.61
16	B	817	CLA	O2D-CGD-O1D	-2.11	119.71	123.84
16	B	820	CLA	C2A-C1A-CHA	2.11	127.55	123.86
16	B	813	CLA	CAA-C2A-C3A	-2.11	107.00	112.78
25	B	850	DGD	C5B-C4B-C3B	-2.11	103.71	114.42
17	2	614	ZEX	C8-C7-C6	-2.11	121.28	127.20
16	1	601	CLA	CMC-C2C-C3C	2.11	131.84	126.12
16	B	808	CLA	CHA-C1A-NA	-2.11	121.57	126.40
16	3	206	CLA	CHA-C1A-NA	-2.11	121.57	126.40
16	A	836	CLA	C3A-C2A-C1A	2.10	104.49	101.34
22	B	847	BCR	C7-C8-C9	-2.10	123.06	126.23
16	A	831	CLA	CAA-C2A-C3A	-2.10	107.02	112.78
16	A	835	CLA	CHD-C1D-ND	-2.10	122.52	124.45
17	3	216	ZEX	C4-C5-C6	-2.10	116.16	120.85
16	O	201	CLA	O2A-CGA-O1A	-2.10	118.29	123.59
22	B	844	BCR	C40-C30-C25	2.10	113.71	110.30
22	L	206	BCR	C39-C30-C25	2.10	113.71	110.30
16	3	203	CLA	CHD-C1D-ND	-2.10	122.52	124.45
16	L	205	CLA	O2A-CGA-O1A	-2.10	118.29	123.59

Continued on next page...

Continued from previous page...

Mol	Chain	Res	Type	Atoms	Z	Observed(°)	Ideal(°)
16	F	802	CLA	CAA-C2A-C3A	-2.10	107.03	112.78
17	1	616	ZEX	C3-C4-C5	2.10	116.03	111.85
21	A	842	LHG	C18-C17-C16	-2.10	103.78	114.42
16	B	801	CLA	O1D-CGD-CBD	2.10	128.78	124.48
16	A	832	CLA	O2A-CGA-O1A	-2.10	118.30	123.59
16	2	606	CLA	O2A-CGA-O1A	-2.10	118.07	123.30
22	A	845	BCR	C37-C22-C21	-2.10	119.99	122.92
16	A	837	CLA	C2A-C1A-CHA	2.10	127.52	123.86
17	1	613	ZEX	C21-C26-C27	-2.10	109.85	115.78
16	A	817	CLA	O2A-CGA-O1A	-2.10	118.30	123.59
16	1	612	CLA	O2A-CGA-O1A	-2.09	118.08	123.30
17	2	616	ZEX	C4-C5-C6	-2.09	116.18	120.85
16	B	836	CLA	CMB-C2B-C3B	2.09	128.59	124.68
16	A	810	CLA	CHD-C1D-ND	-2.09	122.53	124.45
17	3	215	ZEX	C15-C35-C34	-2.09	119.19	123.47
16	3	202	CLA	C2D-C1D-ND	-2.09	108.57	110.10
16	A	809	CLA	O2A-CGA-O1A	-2.09	118.33	123.59
22	J	103	BCR	C33-C5-C6	-2.09	122.19	124.53
16	B	804	CLA	CAA-C2A-C3A	-2.08	107.07	112.78
16	3	205	CLA	CHD-C1D-ND	-2.08	122.54	124.45
16	J	101	CLA	CHA-C1A-NA	-2.08	121.63	126.40
25	B	850	DGD	CBB-CAB-C9B	-2.08	103.85	114.42
19	A	801	CL0	C4-C3-C5	2.08	118.77	115.27
22	A	849	BCR	C38-C26-C27	-2.08	109.62	113.62
16	2	607	CLA	O2D-CGD-O1D	-2.08	119.77	123.84
16	B	809	CLA	O2A-CGA-O1A	-2.08	118.34	123.59
25	B	850	DGD	C7A-C6A-C5A	-2.08	103.86	114.42
22	B	845	BCR	C7-C8-C9	-2.08	123.09	126.23
22	B	846	BCR	C3-C4-C5	-2.08	110.36	114.08
16	A	827	CLA	CMA-C3A-C2A	-2.08	105.44	113.83
16	A	818	CLA	C1D-ND-C4D	2.08	107.81	106.33
16	3	203	CLA	CAC-C3C-C4C	2.08	127.50	124.81
16	3	208	CLA	C2A-C1A-CHA	2.07	127.49	123.86
16	B	819	CLA	CAA-C2A-C3A	-2.07	107.10	112.78
16	B	813	CLA	CMA-C3A-C2A	-2.07	105.46	113.83
17	2	616	ZEX	C17-C1-C6	-2.07	106.94	110.30
22	A	844	BCR	C24-C23-C22	-2.07	123.10	126.23
16	B	812	CLA	O2D-CGD-CBD	2.07	114.95	111.27
16	A	821	CLA	C1B-CHB-C4A	-2.07	126.02	130.12
16	A	829	CLA	C3A-C2A-C1A	2.07	104.44	101.34
17	3	215	ZEX	C31-C32-C33	-2.07	120.60	126.42
16	B	807	CLA	C11-C12-C13	-2.07	109.23	115.92

Continued on next page...

Continued from previous page...

Mol	Chain	Res	Type	Atoms	Z	Observed(°)	Ideal(°)
16	A	829	CLA	CHA-C4D-ND	2.07	136.82	132.50
16	A	808	CLA	C1-C2-C3	-2.07	122.47	126.04
16	B	837	CLA	O2A-CGA-O1A	-2.07	118.38	123.59
17	1	617	ZEX	C23-C24-C25	2.07	112.27	109.33
16	A	805	CLA	CHA-C1A-NA	-2.07	121.67	126.40
16	A	830	CLA	CHA-C1A-NA	-2.07	121.67	126.40
22	B	845	BCR	C15-C16-C17	-2.07	119.24	123.47
16	B	829	CLA	CHA-C1A-NA	-2.07	121.67	126.40
16	2	601	CLA	CMB-C2B-C3B	2.06	128.54	124.68
16	A	824	CLA	C11-C10-C8	-2.06	109.25	115.92
16	A	823	CLA	C2A-C1A-CHA	2.06	127.47	123.86
16	B	829	CLA	O2D-CGD-CBD	2.06	114.94	111.27
16	B	801	CLA	C2A-C3A-C4A	2.06	105.20	101.87
16	2	605	CLA	CAA-C2A-C3A	-2.06	107.13	112.78
17	2	617	ZEX	C11-C12-C13	-2.06	120.63	126.42
17	1	616	ZEX	C4-C5-C6	-2.06	116.26	120.85
22	A	844	BCR	C28-C27-C26	-2.06	110.40	114.08
16	L	205	CLA	CHA-C1A-NA	-2.06	121.68	126.40
16	B	834	CLA	CHC-C1C-NC	2.06	127.33	124.20
19	A	801	CL0	CMC-C2C-C1C	-2.06	121.90	125.04
16	A	803	CLA	C2A-C1A-CHA	2.06	127.46	123.86
17	2	614	ZEX	C35-C15-C14	-2.06	119.26	123.47
16	A	806	CLA	CAC-C3C-C4C	2.06	127.48	124.81
16	O	202	CLA	CHA-C1A-NA	-2.06	121.69	126.40
16	A	811	CLA	CHA-C1A-NA	-2.06	121.69	126.40
16	B	805	CLA	CMD-C2D-C3D	2.06	132.34	127.61
16	A	819	CLA	C2A-C1A-CHA	2.05	127.45	123.86
16	3	213	CLA	O2A-CGA-O1A	-2.05	118.41	123.59
22	F	804	BCR	C20-C21-C22	-2.05	124.38	127.31
16	1	604	CLA	C2A-C1A-CHA	2.05	127.45	123.86
16	B	804	CLA	C2A-C1A-CHA	2.05	127.45	123.86
16	A	815	CLA	O2A-CGA-O1A	-2.05	118.19	123.30
16	A	806	CLA	C3A-C2A-C1A	2.05	104.41	101.34
16	B	840	CLA	C3A-C2A-C1A	2.05	104.41	101.34
16	B	812	CLA	O2A-CGA-O1A	-2.05	118.42	123.59
16	A	813	CLA	CHA-C1A-NA	-2.05	121.70	126.40
17	3	216	ZEX	C3-C4-C5	2.05	115.94	111.85
16	B	821	CLA	C2A-C1A-CHA	2.05	127.44	123.86
16	O	204	CLA	CHA-C1A-NA	-2.05	121.71	126.40
16	A	829	CLA	CMD-C2D-C3D	2.05	132.32	127.61
16	F	802	CLA	CHA-C1A-NA	-2.05	121.71	126.40
16	B	811	CLA	CHA-C1A-NA	-2.05	121.71	126.40

Continued on next page...

Continued from previous page...

Mol	Chain	Res	Type	Atoms	Z	Observed(°)	Ideal(°)
16	B	808	CLA	CMA-C3A-C4A	-2.05	106.28	111.77
16	B	806	CLA	O2A-CGA-O1A	-2.04	118.20	123.30
16	B	818	CLA	O2A-CGA-O1A	-2.04	118.43	123.59
16	B	825	CLA	CAA-C2A-C3A	-2.04	107.18	112.78
16	B	837	CLA	CBC-CAC-C3C	2.04	118.06	112.43
16	A	829	CLA	CHA-C1A-NA	-2.04	121.72	126.40
16	B	833	CLA	O1D-CGD-CBD	2.04	128.66	124.48
16	3	206	CLA	O2A-CGA-O1A	-2.04	118.21	123.30
16	B	827	CLA	C2D-C1D-ND	-2.04	108.60	110.10
16	B	841	CLA	C2A-C1A-CHA	2.04	127.43	123.86
16	1	610	CLA	C3A-C2A-C1A	2.04	104.40	101.34
16	A	817	CLA	C1D-ND-C4D	2.04	107.78	106.33
16	A	811	CLA	C2D-C1D-ND	-2.04	108.60	110.10
16	A	832	CLA	CMB-C2B-C3B	2.04	128.50	124.68
16	2	610	CLA	C2A-C1A-CHA	2.04	127.43	123.86
20	B	843	PQN	C2M-C2-C3	-2.04	121.07	124.40
16	B	831	CLA	C2A-C1A-CHA	2.04	127.42	123.86
16	A	829	CLA	CHC-C1C-C2C	-2.04	121.09	126.72
16	3	204	CLA	CHC-C1C-NC	2.04	127.29	124.20
16	B	808	CLA	C2A-C1A-CHA	2.04	127.42	123.86
16	B	803	CLA	C16-C15-C13	-2.04	109.34	115.92
16	A	825	CLA	CHD-C1D-ND	-2.03	122.58	124.45
16	A	828	CLA	CAA-C2A-C3A	-2.03	107.21	112.78
16	A	818	CLA	CHA-C1A-NA	-2.03	121.74	126.40
16	B	827	CLA	O2D-CGD-O1D	-2.03	119.86	123.84
16	1	606	CLA	CAC-C3C-C4C	2.03	127.45	124.81
16	B	831	CLA	CMC-C2C-C3C	2.03	131.63	126.12
16	A	822	CLA	C2D-C1D-ND	-2.03	108.61	110.10
22	J	102	BCR	C33-C5-C6	-2.03	122.25	124.53
19	A	801	CL0	C1C-C2C-C3C	-2.03	104.82	106.96
16	1	611	CLA	C2A-C1A-CHA	2.03	127.41	123.86
16	B	822	CLA	O2A-CGA-O1A	-2.03	118.24	123.30
16	1	606	CLA	CHA-C1A-NA	-2.03	121.75	126.40
16	2	606	CLA	C2A-C1A-CHA	2.03	127.40	123.86
16	3	202	CLA	O2A-CGA-O1A	-2.03	118.25	123.30
16	3	208	CLA	O2A-CGA-O1A	-2.03	118.25	123.30
16	B	819	CLA	CHA-C4D-ND	2.03	136.74	132.50
16	O	203	CLA	CHD-C1D-ND	-2.03	122.59	124.45
17	1	616	ZEX	C31-C32-C33	-2.03	120.73	126.42
16	B	810	CLA	O2A-CGA-CBA	2.03	118.26	111.91
16	A	834	CLA	C2A-C1A-CHA	2.02	127.40	123.86
16	O	204	CLA	O2A-CGA-O1A	-2.02	118.25	123.30

Continued on next page...

Continued from previous page...

Mol	Chain	Res	Type	Atoms	Z	Observed(°)	Ideal(°)
22	L	206	BCR	C30-C25-C26	-2.02	119.76	122.61
16	B	835	CLA	CMA-C3A-C4A	-2.02	106.34	111.77
16	L	203	CLA	CAA-C2A-C3A	-2.02	107.24	112.78
16	B	818	CLA	C2A-C1A-CHA	2.02	127.39	123.86
16	A	814	CLA	CHC-C1C-NC	2.02	127.27	124.20
22	A	844	BCR	C29-C30-C25	2.02	113.59	110.48
17	2	614	ZEX	C17-C1-C6	-2.02	107.03	110.30
22	J	102	BCR	C10-C11-C12	-2.02	116.93	123.22
16	B	826	CLA	C2A-C1A-CHA	2.02	127.38	123.86
17	3	217	ZEX	C2-C3-C4	-2.01	107.55	110.30
22	B	845	BCR	C11-C10-C9	-2.01	124.44	127.31
22	A	846	BCR	C7-C8-C9	-2.01	123.19	126.23
22	B	845	BCR	C33-C5-C6	-2.01	122.27	124.53
16	2	607	CLA	C2A-C1A-CHA	2.01	127.38	123.86
16	1	603	CLA	O1D-CGD-CBD	2.01	128.60	124.48
16	A	833	CLA	O2A-CGA-O1A	-2.01	118.51	123.59
16	1	606	CLA	O2A-CGA-O1A	-2.01	118.28	123.30
17	3	216	ZEX	C7-C8-C9	-2.01	123.20	126.23
16	B	838	CLA	O2A-CGA-O1A	-2.01	118.52	123.59
16	B	832	CLA	O2A-CGA-O1A	-2.01	118.29	123.30
16	3	211	CLA	C2A-C1A-CHA	2.01	127.37	123.86
16	A	835	CLA	O2D-CGD-CBD	2.01	114.84	111.27
16	A	837	CLA	C3A-C2A-C1A	2.01	104.35	101.34
16	B	832	CLA	CAC-C3C-C4C	2.01	127.42	124.81
16	2	604	CLA	C2A-C1A-CHA	2.01	127.37	123.86
16	A	826	CLA	C2A-C1A-CHA	2.01	127.37	123.86
16	B	831	CLA	C3A-C2A-C1A	2.01	104.34	101.34
16	A	826	CLA	O2A-CGA-O1A	-2.01	118.53	123.59
16	A	812	CLA	CMA-C3A-C4A	-2.01	106.38	111.77
16	B	820	CLA	C1-C2-C3	-2.01	122.58	126.04
16	B	819	CLA	C1D-ND-C4D	2.00	107.76	106.33
16	A	826	CLA	C11-C10-C8	-2.00	109.45	115.92
16	B	824	CLA	C2A-C1A-CHA	2.00	127.36	123.86
16	2	601	CLA	CHD-C1D-ND	-2.00	122.62	124.45

All (136) chirality outliers are listed below:

Mol	Chain	Res	Type	Atom
16	1	601	CLA	ND
16	1	602	CLA	ND
16	1	603	CLA	ND
16	1	604	CLA	ND

Continued on next page...

Continued from previous page...

Mol	Chain	Res	Type	Atom
16	1	605	CLA	ND
16	1	606	CLA	ND
16	1	607	CLA	ND
16	1	608	CLA	ND
16	1	609	CLA	ND
16	1	610	CLA	ND
16	1	611	CLA	ND
16	1	612	CLA	ND
16	2	601	CLA	ND
16	2	602	CLA	ND
16	2	603	CLA	ND
16	2	604	CLA	ND
16	2	605	CLA	ND
16	2	606	CLA	ND
16	2	607	CLA	ND
16	2	608	CLA	ND
16	2	609	CLA	ND
16	2	610	CLA	ND
16	2	611	CLA	ND
16	2	612	CLA	ND
16	2	613	CLA	ND
16	3	202	CLA	ND
16	3	203	CLA	ND
16	3	204	CLA	ND
16	3	205	CLA	ND
16	3	206	CLA	ND
16	3	207	CLA	ND
16	3	208	CLA	ND
16	3	209	CLA	ND
16	3	210	CLA	ND
16	3	211	CLA	ND
16	3	212	CLA	ND
16	3	213	CLA	ND
16	A	802	CLA	ND
16	A	803	CLA	ND
16	A	804	CLA	ND
16	A	805	CLA	ND
16	A	806	CLA	ND
16	A	807	CLA	ND
16	A	808	CLA	ND
16	A	809	CLA	ND
16	A	810	CLA	ND

Continued on next page...

Continued from previous page...

Mol	Chain	Res	Type	Atom
16	A	811	CLA	ND
16	A	812	CLA	ND
16	A	813	CLA	ND
16	A	814	CLA	ND
16	A	815	CLA	ND
16	A	816	CLA	ND
16	A	817	CLA	ND
16	A	818	CLA	ND
16	A	819	CLA	ND
16	A	820	CLA	ND
16	A	821	CLA	ND
16	A	822	CLA	ND
16	A	823	CLA	ND
16	A	824	CLA	ND
16	A	825	CLA	ND
16	A	826	CLA	ND
16	A	827	CLA	ND
16	A	828	CLA	ND
16	A	829	CLA	ND
16	A	830	CLA	ND
16	A	831	CLA	ND
16	A	832	CLA	ND
16	A	833	CLA	ND
16	A	834	CLA	ND
16	A	835	CLA	ND
16	A	836	CLA	ND
16	A	837	CLA	ND
16	A	838	CLA	ND
16	A	839	CLA	ND
16	A	850	CLA	ND
16	A	851	CLA	ND
16	A	852	CLA	ND
16	B	801	CLA	ND
16	B	802	CLA	ND
16	B	803	CLA	ND
16	B	804	CLA	ND
16	B	805	CLA	ND
16	B	806	CLA	ND
16	B	807	CLA	ND
16	B	808	CLA	ND
16	B	809	CLA	ND
16	B	810	CLA	ND

Continued on next page...

Continued from previous page...

Mol	Chain	Res	Type	Atom
16	B	811	CLA	ND
16	B	812	CLA	ND
16	B	813	CLA	ND
16	B	814	CLA	ND
16	B	815	CLA	ND
16	B	816	CLA	ND
16	B	817	CLA	ND
16	B	818	CLA	ND
16	B	819	CLA	ND
16	B	820	CLA	ND
16	B	821	CLA	ND
16	B	822	CLA	ND
16	B	823	CLA	ND
16	B	824	CLA	ND
16	B	825	CLA	ND
16	B	826	CLA	ND
16	B	827	CLA	ND
16	B	828	CLA	ND
16	B	829	CLA	ND
16	B	830	CLA	ND
16	B	831	CLA	ND
16	B	832	CLA	ND
16	B	833	CLA	ND
16	B	834	CLA	ND
16	B	835	CLA	ND
16	B	836	CLA	ND
16	B	837	CLA	ND
16	B	838	CLA	ND
16	B	839	CLA	ND
16	B	840	CLA	ND
16	B	841	CLA	ND
16	B	842	CLA	ND
16	F	802	CLA	ND
16	F	803	CLA	ND
16	J	101	CLA	ND
16	K	101	CLA	ND
16	K	102	CLA	ND
16	L	201	CLA	ND
16	L	203	CLA	ND
16	L	204	CLA	ND
16	L	205	CLA	ND
16	O	201	CLA	ND

Continued on next page...

Continued from previous page...

Mol	Chain	Res	Type	Atom
16	O	202	CLA	ND
16	O	203	CLA	ND
16	O	204	CLA	ND
19	A	801	CL0	NA
19	A	801	CL0	ND
19	A	801	CL0	NC

All (1990) torsion outliers are listed below:

Mol	Chain	Res	Type	Atoms
16	1	601	CLA	CBD-CGD-O2D-CED
16	1	602	CLA	CBD-CGD-O2D-CED
16	1	603	CLA	CBD-CGD-O2D-CED
16	1	604	CLA	C1A-C2A-CAA-CBA
16	1	604	CLA	CBD-CGD-O2D-CED
16	1	606	CLA	CBD-CGD-O2D-CED
16	1	607	CLA	CHA-CBD-CGD-O2D
16	1	608	CLA	CBD-CGD-O2D-CED
16	1	611	CLA	C1A-C2A-CAA-CBA
16	1	611	CLA	C3A-C2A-CAA-CBA
16	2	602	CLA	CHA-CBD-CGD-O1D
16	2	602	CLA	CHA-CBD-CGD-O2D
16	2	603	CLA	CHA-CBD-CGD-O1D
16	2	603	CLA	CHA-CBD-CGD-O2D
16	2	604	CLA	C1A-C2A-CAA-CBA
16	2	606	CLA	C1A-C2A-CAA-CBA
16	2	606	CLA	C3A-C2A-CAA-CBA
16	2	607	CLA	C1A-C2A-CAA-CBA
16	2	607	CLA	C3A-C2A-CAA-CBA
16	2	607	CLA	CBD-CGD-O2D-CED
16	2	610	CLA	C3A-C2A-CAA-CBA
16	2	610	CLA	CHA-CBD-CGD-O1D
16	2	610	CLA	CHA-CBD-CGD-O2D
16	2	610	CLA	CBD-CGD-O2D-CED
16	2	611	CLA	CBD-CGD-O2D-CED
16	3	202	CLA	CBD-CGD-O2D-CED
16	3	204	CLA	CHA-CBD-CGD-O1D
16	3	204	CLA	CHA-CBD-CGD-O2D
16	3	204	CLA	CAD-CBD-CGD-O1D
16	3	207	CLA	CBD-CGD-O2D-CED
16	3	207	CLA	O1D-CGD-O2D-CED
16	3	208	CLA	C1A-C2A-CAA-CBA

Continued on next page...

Continued from previous page...

Mol	Chain	Res	Type	Atoms
16	3	208	CLA	C3A-C2A-CAA-CBA
16	3	209	CLA	CBD-CGD-O2D-CED
16	3	212	CLA	C1A-C2A-CAA-CBA
16	3	212	CLA	C3A-C2A-CAA-CBA
16	3	212	CLA	CBA-CGA-O2A-C1
16	3	212	CLA	O1A-CGA-O2A-C1
16	3	212	CLA	CBD-CGD-O2D-CED
16	3	212	CLA	O1D-CGD-O2D-CED
16	A	802	CLA	CHA-CBD-CGD-O1D
16	A	802	CLA	CHA-CBD-CGD-O2D
16	A	802	CLA	CAD-CBD-CGD-O1D
16	A	805	CLA	C1A-C2A-CAA-CBA
16	A	806	CLA	CAD-CBD-CGD-O1D
16	A	806	CLA	CAD-CBD-CGD-O2D
16	A	806	CLA	CBD-CGD-O2D-CED
16	A	807	CLA	C3A-C2A-CAA-CBA
16	A	807	CLA	CHA-CBD-CGD-O1D
16	A	807	CLA	CHA-CBD-CGD-O2D
16	A	808	CLA	CAD-CBD-CGD-O1D
16	A	808	CLA	CAD-CBD-CGD-O2D
16	A	809	CLA	CBD-CGD-O2D-CED
16	A	809	CLA	O1D-CGD-O2D-CED
16	A	811	CLA	C1A-C2A-CAA-CBA
16	A	811	CLA	C3A-C2A-CAA-CBA
16	A	812	CLA	CBD-CGD-O2D-CED
16	A	814	CLA	CHA-CBD-CGD-O1D
16	A	814	CLA	CHA-CBD-CGD-O2D
16	A	814	CLA	CBD-CGD-O2D-CED
16	A	815	CLA	CAD-CBD-CGD-O2D
16	A	817	CLA	C3A-C2A-CAA-CBA
16	A	817	CLA	CHA-CBD-CGD-O1D
16	A	817	CLA	CHA-CBD-CGD-O2D
16	A	818	CLA	C1A-C2A-CAA-CBA
16	A	818	CLA	C3A-C2A-CAA-CBA
16	A	819	CLA	C1A-C2A-CAA-CBA
16	A	819	CLA	CHA-CBD-CGD-O1D
16	A	819	CLA	CHA-CBD-CGD-O2D
16	A	819	CLA	CAD-CBD-CGD-O1D
16	A	821	CLA	CHA-CBD-CGD-O1D
16	A	821	CLA	CHA-CBD-CGD-O2D
16	A	822	CLA	CHA-CBD-CGD-O1D
16	A	822	CLA	CHA-CBD-CGD-O2D

Continued on next page...

Continued from previous page...

Mol	Chain	Res	Type	Atoms
16	A	822	CLA	CBD-CGD-O2D-CED
16	A	823	CLA	CHA-CBD-CGD-O1D
16	A	823	CLA	CHA-CBD-CGD-O2D
16	A	824	CLA	C1A-C2A-CAA-CBA
16	A	824	CLA	C3A-C2A-CAA-CBA
16	A	824	CLA	CBD-CGD-O2D-CED
16	A	826	CLA	CHA-CBD-CGD-O1D
16	A	826	CLA	CHA-CBD-CGD-O2D
16	A	827	CLA	C1A-C2A-CAA-CBA
16	A	827	CLA	CHA-CBD-CGD-O1D
16	A	828	CLA	C1A-C2A-CAA-CBA
16	A	828	CLA	CHA-CBD-CGD-O1D
16	A	829	CLA	CHA-CBD-CGD-O1D
16	A	829	CLA	CHA-CBD-CGD-O2D
16	A	831	CLA	C1A-C2A-CAA-CBA
16	A	831	CLA	C3A-C2A-CAA-CBA
16	A	834	CLA	C1A-C2A-CAA-CBA
16	A	835	CLA	CHA-CBD-CGD-O1D
16	A	835	CLA	CHA-CBD-CGD-O2D
16	A	835	CLA	CAD-CBD-CGD-O1D
16	A	836	CLA	CHA-CBD-CGD-O1D
16	A	836	CLA	CHA-CBD-CGD-O2D
16	A	839	CLA	C2-C1-O2A-CGA
16	A	850	CLA	CBD-CGD-O2D-CED
16	A	852	CLA	CBD-CGD-O2D-CED
16	A	852	CLA	C6-C7-C8-C9
16	B	801	CLA	CHA-CBD-CGD-O1D
16	B	801	CLA	CHA-CBD-CGD-O2D
16	B	803	CLA	CHA-CBD-CGD-O1D
16	B	803	CLA	CHA-CBD-CGD-O2D
16	B	804	CLA	CBD-CGD-O2D-CED
16	B	805	CLA	CBD-CGD-O2D-CED
16	B	806	CLA	CHA-CBD-CGD-O1D
16	B	806	CLA	CHA-CBD-CGD-O2D
16	B	807	CLA	C1A-C2A-CAA-CBA
16	B	807	CLA	C3A-C2A-CAA-CBA
16	B	808	CLA	CBD-CGD-O2D-CED
16	B	809	CLA	CHA-CBD-CGD-O1D
16	B	809	CLA	CHA-CBD-CGD-O2D
16	B	811	CLA	CBD-CGD-O2D-CED
16	B	811	CLA	O1D-CGD-O2D-CED
16	B	812	CLA	C2A-CAA-CBA-CGA

Continued on next page...

Continued from previous page...

Mol	Chain	Res	Type	Atoms
16	B	813	CLA	O1A-CGA-O2A-C1
16	B	814	CLA	C1A-C2A-CAA-CBA
16	B	814	CLA	C3A-C2A-CAA-CBA
16	B	814	CLA	CBD-CGD-O2D-CED
16	B	814	CLA	O1D-CGD-O2D-CED
16	B	815	CLA	CHA-CBD-CGD-O1D
16	B	816	CLA	CBD-CGD-O2D-CED
16	B	817	CLA	CBD-CGD-O2D-CED
16	B	818	CLA	CHA-CBD-CGD-O1D
16	B	818	CLA	CHA-CBD-CGD-O2D
16	B	819	CLA	C1A-C2A-CAA-CBA
16	B	819	CLA	C11-C10-C8-C9
16	B	820	CLA	C1A-C2A-CAA-CBA
16	B	820	CLA	C3A-C2A-CAA-CBA
16	B	821	CLA	CHA-CBD-CGD-O1D
16	B	821	CLA	CHA-CBD-CGD-O2D
16	B	822	CLA	CHA-CBD-CGD-O1D
16	B	822	CLA	CHA-CBD-CGD-O2D
16	B	823	CLA	CBD-CGD-O2D-CED
16	B	824	CLA	CHA-CBD-CGD-O1D
16	B	824	CLA	CHA-CBD-CGD-O2D
16	B	824	CLA	CBD-CGD-O2D-CED
16	B	825	CLA	CBD-CGD-O2D-CED
16	B	828	CLA	CHA-CBD-CGD-O1D
16	B	828	CLA	CHA-CBD-CGD-O2D
16	B	828	CLA	CAD-CBD-CGD-O1D
16	B	829	CLA	C11-C10-C8-C9
16	B	830	CLA	C1A-C2A-CAA-CBA
16	B	830	CLA	C3A-C2A-CAA-CBA
16	B	831	CLA	CBD-CGD-O2D-CED
16	B	833	CLA	C2A-CAA-CBA-CGA
16	B	833	CLA	CHA-CBD-CGD-O1D
16	B	833	CLA	CHA-CBD-CGD-O2D
16	B	835	CLA	CBD-CGD-O2D-CED
16	B	836	CLA	C1A-C2A-CAA-CBA
16	B	836	CLA	C3A-C2A-CAA-CBA
16	B	836	CLA	CHA-CBD-CGD-O1D
16	B	836	CLA	CHA-CBD-CGD-O2D
16	B	836	CLA	CBD-CGD-O2D-CED
16	B	836	CLA	O1D-CGD-O2D-CED
16	B	837	CLA	CHA-CBD-CGD-O1D
16	B	837	CLA	CHA-CBD-CGD-O2D

Continued on next page...

Continued from previous page...

Mol	Chain	Res	Type	Atoms
16	B	837	CLA	CAD-CBD-CGD-O1D
16	B	841	CLA	CHA-CBD-CGD-O1D
16	B	841	CLA	CHA-CBD-CGD-O2D
16	B	841	CLA	CAD-CBD-CGD-O1D
16	B	841	CLA	CAD-CBD-CGD-O2D
16	B	841	CLA	CBD-CGD-O2D-CED
16	J	101	CLA	C1A-C2A-CAA-CBA
16	J	101	CLA	C3A-C2A-CAA-CBA
16	J	101	CLA	CHA-CBD-CGD-O1D
16	J	101	CLA	CHA-CBD-CGD-O2D
16	J	101	CLA	CBD-CGD-O2D-CED
16	K	102	CLA	CHA-CBD-CGD-O1D
16	K	102	CLA	CHA-CBD-CGD-O2D
16	L	203	CLA	CAD-CBD-CGD-O1D
16	L	203	CLA	CAD-CBD-CGD-O2D
16	L	203	CLA	CBD-CGD-O2D-CED
16	L	205	CLA	CBD-CGD-O2D-CED
16	O	201	CLA	CBD-CGD-O2D-CED
17	1	613	ZEX	C5-C6-C7-C8
17	1	613	ZEX	C25-C26-C27-C28
17	1	613	ZEX	C11-C10-C9-C8
17	1	613	ZEX	C20-C13-C14-C15
17	1	613	ZEX	C40-C33-C34-C35
17	1	613	ZEX	C39-C29-C30-C31
17	1	614	ZEX	C5-C6-C7-C8
17	1	614	ZEX	C25-C26-C27-C28
17	1	614	ZEX	C11-C10-C9-C19
17	1	614	ZEX	C12-C13-C14-C15
17	1	614	ZEX	C33-C34-C35-C15
17	1	614	ZEX	C40-C33-C34-C35
17	1	614	ZEX	C31-C32-C33-C40
17	1	614	ZEX	C29-C30-C31-C32
17	1	614	ZEX	C39-C29-C30-C31
17	1	614	ZEX	C27-C28-C29-C39
17	1	615	ZEX	C1-C6-C7-C8
17	1	615	ZEX	C21-C26-C27-C28
17	1	615	ZEX	C25-C26-C27-C28
17	1	615	ZEX	C11-C10-C9-C19
17	1	615	ZEX	C20-C13-C14-C15
17	1	615	ZEX	C29-C30-C31-C32
17	1	615	ZEX	C39-C29-C30-C31
17	1	616	ZEX	C7-C8-C9-C19

Continued on next page...

Continued from previous page...

Mol	Chain	Res	Type	Atoms
17	1	616	ZEX	C11-C10-C9-C19
17	1	616	ZEX	C11-C12-C13-C20
17	1	616	ZEX	C20-C13-C14-C15
17	1	616	ZEX	C40-C33-C34-C35
17	1	616	ZEX	C32-C33-C34-C35
17	1	616	ZEX	C31-C32-C33-C34
17	1	616	ZEX	C31-C32-C33-C40
17	1	616	ZEX	C39-C29-C30-C31
17	1	617	ZEX	C5-C6-C7-C8
17	1	617	ZEX	C25-C26-C27-C28
17	1	617	ZEX	C7-C8-C9-C10
17	1	617	ZEX	C11-C10-C9-C19
17	1	617	ZEX	C9-C10-C11-C12
17	1	617	ZEX	C11-C12-C13-C20
17	1	617	ZEX	C11-C12-C13-C14
17	1	617	ZEX	C20-C13-C14-C15
17	1	617	ZEX	C40-C33-C34-C35
17	1	617	ZEX	C39-C29-C30-C31
17	1	617	ZEX	C27-C28-C29-C39
17	2	614	ZEX	C25-C26-C27-C28
17	2	614	ZEX	C11-C10-C9-C19
17	2	614	ZEX	C20-C13-C14-C15
17	2	614	ZEX	C33-C34-C35-C15
17	2	614	ZEX	C40-C33-C34-C35
17	2	614	ZEX	C29-C30-C31-C32
17	2	614	ZEX	C39-C29-C30-C31
17	2	614	ZEX	C27-C28-C29-C30
17	2	614	ZEX	C27-C28-C29-C39
17	2	615	ZEX	C25-C26-C27-C28
17	2	615	ZEX	C11-C10-C9-C19
17	2	615	ZEX	C11-C12-C13-C20
17	2	615	ZEX	C11-C12-C13-C14
17	2	615	ZEX	C20-C13-C14-C15
17	2	615	ZEX	C40-C33-C34-C35
17	2	615	ZEX	C39-C29-C30-C31
17	2	615	ZEX	C27-C28-C29-C30
17	2	615	ZEX	C27-C28-C29-C39
17	2	616	ZEX	C25-C26-C27-C28
17	2	616	ZEX	C11-C10-C9-C19
17	2	616	ZEX	C11-C12-C13-C20
17	2	616	ZEX	C11-C12-C13-C14
17	2	616	ZEX	C20-C13-C14-C15

Continued on next page...

Continued from previous page...

Mol	Chain	Res	Type	Atoms
17	2	616	ZEX	C40-C33-C34-C35
17	2	616	ZEX	C39-C29-C30-C31
17	2	616	ZEX	C27-C28-C29-C30
17	2	616	ZEX	C27-C28-C29-C39
17	2	617	ZEX	C25-C26-C27-C28
17	2	617	ZEX	C7-C8-C9-C19
17	2	617	ZEX	C11-C10-C9-C19
17	2	617	ZEX	C11-C12-C13-C20
17	2	617	ZEX	C20-C13-C14-C15
17	2	617	ZEX	C40-C33-C34-C35
17	2	617	ZEX	C39-C29-C30-C31
17	2	617	ZEX	C27-C28-C29-C30
17	3	201	ZEX	C11-C10-C9-C8
17	3	201	ZEX	C20-C13-C14-C15
17	3	201	ZEX	C13-C14-C15-C35
17	3	201	ZEX	C40-C33-C34-C35
17	3	201	ZEX	C31-C32-C33-C40
17	3	201	ZEX	C29-C30-C31-C32
17	3	201	ZEX	C39-C29-C30-C31
17	3	201	ZEX	C27-C28-C29-C30
17	3	201	ZEX	C27-C28-C29-C39
17	3	214	ZEX	C25-C26-C27-C28
17	3	214	ZEX	C11-C10-C9-C19
17	3	214	ZEX	C11-C12-C13-C20
17	3	214	ZEX	C20-C13-C14-C15
17	3	214	ZEX	C40-C33-C34-C35
17	3	214	ZEX	C31-C32-C33-C34
17	3	214	ZEX	C39-C29-C30-C31
17	3	214	ZEX	C27-C28-C29-C39
17	3	215	ZEX	C5-C6-C7-C8
17	3	215	ZEX	C25-C26-C27-C28
17	3	215	ZEX	C7-C8-C9-C10
17	3	215	ZEX	C11-C10-C9-C19
17	3	215	ZEX	C11-C12-C13-C20
17	3	215	ZEX	C20-C13-C14-C15
17	3	215	ZEX	C40-C33-C34-C35
17	3	215	ZEX	C31-C32-C33-C40
17	3	215	ZEX	C29-C30-C31-C32
17	3	215	ZEX	C39-C29-C30-C31
17	3	215	ZEX	C27-C28-C29-C39
17	3	216	ZEX	C25-C26-C27-C28
17	3	216	ZEX	C11-C10-C9-C19

Continued on next page...

Continued from previous page...

Mol	Chain	Res	Type	Atoms
17	3	216	ZEX	C20-C13-C14-C15
17	3	216	ZEX	C33-C34-C35-C15
17	3	216	ZEX	C40-C33-C34-C35
17	3	216	ZEX	C39-C29-C30-C31
17	3	216	ZEX	C28-C29-C30-C31
17	3	217	ZEX	C25-C26-C27-C28
17	3	217	ZEX	C7-C8-C9-C19
17	3	217	ZEX	C7-C8-C9-C10
17	3	217	ZEX	C11-C10-C9-C19
17	3	217	ZEX	C11-C12-C13-C20
17	3	217	ZEX	C20-C13-C14-C15
17	3	217	ZEX	C13-C14-C15-C35
17	3	217	ZEX	C40-C33-C34-C35
17	3	217	ZEX	C32-C33-C34-C35
17	3	217	ZEX	C31-C32-C33-C34
17	3	217	ZEX	C28-C29-C30-C31
17	3	217	ZEX	C27-C28-C29-C39
17	3	218	ZEX	C5-C6-C7-C8
17	3	218	ZEX	C7-C8-C9-C19
17	3	218	ZEX	C7-C8-C9-C10
17	3	218	ZEX	C11-C10-C9-C8
17	3	218	ZEX	C11-C12-C13-C20
17	3	218	ZEX	C20-C13-C14-C15
17	3	218	ZEX	C32-C33-C34-C35
17	3	218	ZEX	C39-C29-C30-C31
17	3	218	ZEX	C28-C29-C30-C31
17	3	218	ZEX	C27-C28-C29-C30
19	A	801	CL0	C1A-C2A-CAA-CBA
21	A	841	LHG	C1-C2-C3-O3
21	A	841	LHG	C4-O6-P-O5
21	A	842	LHG	O1-C1-C2-O2
21	A	842	LHG	O1-C1-C2-C3
22	A	843	BCR	C6-C7-C8-C9
22	A	843	BCR	C7-C8-C9-C34
22	A	843	BCR	C14-C15-C16-C17
22	A	843	BCR	C22-C23-C24-C25
22	A	844	BCR	C6-C7-C8-C9
22	A	844	BCR	C7-C8-C9-C34
22	A	844	BCR	C12-C13-C14-C15
22	A	844	BCR	C35-C13-C14-C15
22	A	844	BCR	C14-C15-C16-C17
22	A	844	BCR	C20-C21-C22-C23

Continued on next page...

Continued from previous page...

Mol	Chain	Res	Type	Atoms
22	A	844	BCR	C20-C21-C22-C37
22	A	844	BCR	C21-C22-C23-C24
22	A	844	BCR	C22-C23-C24-C25
22	A	845	BCR	C1-C6-C7-C8
22	A	845	BCR	C6-C7-C8-C9
22	A	845	BCR	C7-C8-C9-C34
22	A	845	BCR	C20-C21-C22-C37
22	A	845	BCR	C21-C22-C23-C24
22	A	845	BCR	C22-C23-C24-C25
22	A	846	BCR	C18-C19-C20-C21
22	A	846	BCR	C20-C21-C22-C23
22	A	846	BCR	C22-C23-C24-C25
22	A	847	BCR	C6-C7-C8-C9
22	A	847	BCR	C7-C8-C9-C10
22	A	847	BCR	C12-C13-C14-C15
22	A	847	BCR	C18-C19-C20-C21
22	A	847	BCR	C20-C21-C22-C23
22	A	847	BCR	C20-C21-C22-C37
22	A	847	BCR	C37-C22-C23-C24
22	A	847	BCR	C22-C23-C24-C25
22	A	849	BCR	C1-C6-C7-C8
22	A	849	BCR	C7-C8-C9-C34
22	A	849	BCR	C22-C23-C24-C25
22	B	844	BCR	C1-C6-C7-C8
22	B	844	BCR	C6-C7-C8-C9
22	B	844	BCR	C7-C8-C9-C10
22	B	844	BCR	C36-C18-C19-C20
22	B	844	BCR	C20-C21-C22-C37
22	B	844	BCR	C22-C23-C24-C25
22	B	845	BCR	C1-C6-C7-C8
22	B	845	BCR	C7-C8-C9-C34
22	B	845	BCR	C20-C21-C22-C37
22	B	846	BCR	C6-C7-C8-C9
22	B	846	BCR	C7-C8-C9-C10
22	B	846	BCR	C7-C8-C9-C34
22	B	846	BCR	C10-C11-C12-C13
22	B	846	BCR	C16-C17-C18-C19
22	B	846	BCR	C16-C17-C18-C36
22	B	846	BCR	C18-C19-C20-C21
22	B	846	BCR	C21-C22-C23-C24
22	B	846	BCR	C37-C22-C23-C24
22	B	847	BCR	C1-C6-C7-C8

Continued on next page...

Continued from previous page...

Mol	Chain	Res	Type	Atoms
22	B	847	BCR	C6-C7-C8-C9
22	B	847	BCR	C7-C8-C9-C34
22	B	847	BCR	C11-C12-C13-C35
22	B	847	BCR	C21-C22-C23-C24
22	B	847	BCR	C22-C23-C24-C25
22	B	848	BCR	C1-C6-C7-C8
22	B	848	BCR	C6-C7-C8-C9
22	B	848	BCR	C7-C8-C9-C34
22	B	848	BCR	C10-C11-C12-C13
22	B	848	BCR	C11-C12-C13-C35
22	B	848	BCR	C16-C17-C18-C19
22	B	848	BCR	C16-C17-C18-C36
22	B	848	BCR	C36-C18-C19-C20
22	B	848	BCR	C18-C19-C20-C21
22	B	848	BCR	C22-C23-C24-C25
22	B	848	BCR	C23-C24-C25-C26
22	B	848	BCR	C23-C24-C25-C30
22	B	849	BCR	C7-C8-C9-C10
22	B	849	BCR	C10-C11-C12-C13
22	B	849	BCR	C14-C15-C16-C17
22	B	849	BCR	C37-C22-C23-C24
22	F	801	BCR	C1-C6-C7-C8
22	F	801	BCR	C20-C21-C22-C37
22	F	801	BCR	C21-C22-C23-C24
22	F	801	BCR	C22-C23-C24-C25
22	F	801	BCR	C23-C24-C25-C30
22	F	804	BCR	C6-C7-C8-C9
22	F	804	BCR	C7-C8-C9-C34
22	F	804	BCR	C11-C12-C13-C14
22	F	804	BCR	C35-C13-C14-C15
22	F	804	BCR	C13-C14-C15-C16
22	F	804	BCR	C14-C15-C16-C17
22	F	804	BCR	C18-C19-C20-C21
22	F	804	BCR	C21-C22-C23-C24
22	F	804	BCR	C22-C23-C24-C25
22	F	804	BCR	C23-C24-C25-C30
22	I	101	BCR	C6-C7-C8-C9
22	I	101	BCR	C7-C8-C9-C10
22	I	101	BCR	C11-C12-C13-C14
22	I	101	BCR	C20-C21-C22-C37
22	I	101	BCR	C22-C23-C24-C25
22	J	102	BCR	C1-C6-C7-C8

Continued on next page...

Continued from previous page...

Mol	Chain	Res	Type	Atoms
22	J	102	BCR	C7-C8-C9-C10
22	J	102	BCR	C7-C8-C9-C34
22	J	102	BCR	C16-C17-C18-C36
22	J	102	BCR	C36-C18-C19-C20
22	J	102	BCR	C18-C19-C20-C21
22	J	102	BCR	C22-C23-C24-C25
22	J	103	BCR	C6-C7-C8-C9
22	J	103	BCR	C14-C15-C16-C17
22	J	103	BCR	C16-C17-C18-C19
22	J	103	BCR	C16-C17-C18-C36
22	J	103	BCR	C21-C22-C23-C24
22	J	103	BCR	C22-C23-C24-C25
22	K	103	BCR	C6-C7-C8-C9
22	K	103	BCR	C7-C8-C9-C34
22	K	103	BCR	C16-C17-C18-C19
22	K	103	BCR	C16-C17-C18-C36
22	K	103	BCR	C20-C21-C22-C37
22	K	103	BCR	C22-C23-C24-C25
22	L	202	BCR	C1-C6-C7-C8
22	L	202	BCR	C6-C7-C8-C9
22	L	202	BCR	C11-C10-C9-C8
22	L	202	BCR	C14-C15-C16-C17
22	L	202	BCR	C15-C16-C17-C18
22	L	202	BCR	C16-C17-C18-C36
22	L	202	BCR	C17-C18-C19-C20
22	L	202	BCR	C18-C19-C20-C21
22	L	202	BCR	C37-C22-C23-C24
22	L	202	BCR	C22-C23-C24-C25
22	L	206	BCR	C1-C6-C7-C8
22	L	206	BCR	C7-C8-C9-C10
22	L	206	BCR	C11-C12-C13-C14
22	L	206	BCR	C17-C18-C19-C20
22	L	206	BCR	C36-C18-C19-C20
22	L	206	BCR	C19-C20-C21-C22
22	L	206	BCR	C37-C22-C23-C24
22	L	206	BCR	C22-C23-C24-C25
22	L	206	BCR	C23-C24-C25-C26
22	L	206	BCR	C23-C24-C25-C30
22	L	207	BCR	C1-C6-C7-C8
22	L	207	BCR	C11-C10-C9-C8
22	L	207	BCR	C10-C11-C12-C13
22	L	207	BCR	C22-C23-C24-C25

Continued on next page...

Continued from previous page...

Mol	Chain	Res	Type	Atoms
22	L	207	BCR	C23-C24-C25-C30
25	B	850	DGD	C2B-C1B-O2G-C2G
25	B	850	DGD	O1B-C1B-O2G-C2G
26	J	104	3XQ	O20-C21-C22-O23
16	A	850	CLA	C2C-C3C-CAC-CBC
16	1	606	CLA	O1D-CGD-O2D-CED
16	2	605	CLA	O1D-CGD-O2D-CED
16	2	606	CLA	O1D-CGD-O2D-CED
16	2	607	CLA	O1D-CGD-O2D-CED
16	2	611	CLA	O1D-CGD-O2D-CED
16	3	213	CLA	O1D-CGD-O2D-CED
16	A	814	CLA	O1D-CGD-O2D-CED
16	A	850	CLA	O1D-CGD-O2D-CED
16	A	852	CLA	O1D-CGD-O2D-CED
16	B	802	CLA	O1D-CGD-O2D-CED
16	B	807	CLA	O1D-CGD-O2D-CED
16	B	808	CLA	O1D-CGD-O2D-CED
16	B	822	CLA	O1D-CGD-O2D-CED
16	B	824	CLA	O1D-CGD-O2D-CED
16	B	831	CLA	O1D-CGD-O2D-CED
16	B	835	CLA	O1D-CGD-O2D-CED
16	F	803	CLA	O1D-CGD-O2D-CED
16	L	205	CLA	O1D-CGD-O2D-CED
16	1	608	CLA	O1D-CGD-O2D-CED
16	2	610	CLA	O1D-CGD-O2D-CED
16	3	204	CLA	O1D-CGD-O2D-CED
16	3	209	CLA	O1D-CGD-O2D-CED
16	A	822	CLA	O1D-CGD-O2D-CED
16	B	805	CLA	O1D-CGD-O2D-CED
16	O	204	CLA	O1D-CGD-O2D-CED
16	1	610	CLA	CBD-CGD-O2D-CED
16	1	611	CLA	CBD-CGD-O2D-CED
16	1	612	CLA	CBD-CGD-O2D-CED
16	2	601	CLA	CBD-CGD-O2D-CED
16	2	604	CLA	CBD-CGD-O2D-CED
16	2	605	CLA	CBD-CGD-O2D-CED
16	2	606	CLA	CBD-CGD-O2D-CED
16	2	608	CLA	CBD-CGD-O2D-CED
16	3	203	CLA	CBD-CGD-O2D-CED
16	3	204	CLA	CBD-CGD-O2D-CED
16	3	206	CLA	CBD-CGD-O2D-CED
16	3	208	CLA	CBD-CGD-O2D-CED

Continued on next page...

Continued from previous page...

Mol	Chain	Res	Type	Atoms
16	3	210	CLA	CBD-CGD-O2D-CED
16	3	213	CLA	CBD-CGD-O2D-CED
16	A	802	CLA	CBD-CGD-O2D-CED
16	A	804	CLA	CBD-CGD-O2D-CED
16	A	808	CLA	CBD-CGD-O2D-CED
16	A	815	CLA	CBD-CGD-O2D-CED
16	A	817	CLA	CBD-CGD-O2D-CED
16	A	819	CLA	CBD-CGD-O2D-CED
16	A	820	CLA	CBD-CGD-O2D-CED
16	A	827	CLA	CBD-CGD-O2D-CED
16	A	828	CLA	CBD-CGD-O2D-CED
16	A	831	CLA	CBD-CGD-O2D-CED
16	A	832	CLA	CBD-CGD-O2D-CED
16	A	834	CLA	CBD-CGD-O2D-CED
16	B	802	CLA	CBD-CGD-O2D-CED
16	B	807	CLA	CBD-CGD-O2D-CED
16	B	818	CLA	CBD-CGD-O2D-CED
16	B	822	CLA	CBD-CGD-O2D-CED
16	B	830	CLA	CBD-CGD-O2D-CED
16	B	834	CLA	CBD-CGD-O2D-CED
16	B	838	CLA	CBD-CGD-O2D-CED
16	F	803	CLA	CBD-CGD-O2D-CED
16	L	201	CLA	CBD-CGD-O2D-CED
16	O	202	CLA	CBD-CGD-O2D-CED
16	O	203	CLA	CBD-CGD-O2D-CED
16	O	204	CLA	CBD-CGD-O2D-CED
16	A	838	CLA	O1A-CGA-O2A-C1
16	B	820	CLA	O1A-CGA-O2A-C1
16	1	610	CLA	O1D-CGD-O2D-CED
16	1	611	CLA	O1D-CGD-O2D-CED
16	3	202	CLA	O1D-CGD-O2D-CED
16	A	824	CLA	O1D-CGD-O2D-CED
16	A	828	CLA	O1D-CGD-O2D-CED
16	B	830	CLA	O1D-CGD-O2D-CED
16	B	838	CLA	O1D-CGD-O2D-CED
16	J	101	CLA	O1D-CGD-O2D-CED
16	O	202	CLA	O1D-CGD-O2D-CED
16	A	850	CLA	C4C-C3C-CAC-CBC
16	1	601	CLA	O1D-CGD-O2D-CED
16	1	602	CLA	O1D-CGD-O2D-CED
16	1	603	CLA	O1D-CGD-O2D-CED
16	A	806	CLA	O1D-CGD-O2D-CED

Continued on next page...

Continued from previous page...

Mol	Chain	Res	Type	Atoms
16	A	808	CLA	O1D-CGD-O2D-CED
16	A	812	CLA	O1D-CGD-O2D-CED
16	A	820	CLA	O1D-CGD-O2D-CED
16	B	804	CLA	O1D-CGD-O2D-CED
16	B	817	CLA	O1D-CGD-O2D-CED
16	B	823	CLA	O1D-CGD-O2D-CED
16	B	841	CLA	O1D-CGD-O2D-CED
16	O	201	CLA	O1D-CGD-O2D-CED
16	A	838	CLA	CBA-CGA-O2A-C1
16	B	820	CLA	CBA-CGA-O2A-C1
21	A	841	LHG	C24-C23-O8-C6
16	1	607	CLA	CBD-CGD-O2D-CED
16	2	609	CLA	CBD-CGD-O2D-CED
16	A	807	CLA	CBD-CGD-O2D-CED
16	A	813	CLA	CBD-CGD-O2D-CED
16	B	812	CLA	CBD-CGD-O2D-CED
16	B	827	CLA	CBD-CGD-O2D-CED
16	B	837	CLA	CBD-CGD-O2D-CED
16	B	842	CLA	CBD-CGD-O2D-CED
16	A	803	CLA	O1A-CGA-O2A-C1
16	A	808	CLA	O1A-CGA-O2A-C1
16	A	816	CLA	O1A-CGA-O2A-C1
16	A	835	CLA	O1A-CGA-O2A-C1
16	L	203	CLA	O1A-CGA-O2A-C1
26	J	104	3XQ	O19-C1-O20-C21
16	1	604	CLA	O1D-CGD-O2D-CED
16	B	825	CLA	O1D-CGD-O2D-CED
16	L	203	CLA	O1D-CGD-O2D-CED
16	B	816	CLA	O1D-CGD-O2D-CED
16	A	805	CLA	CBD-CGD-O2D-CED
16	F	802	CLA	CBD-CGD-O2D-CED
16	O	203	CLA	O1D-CGD-O2D-CED
16	B	818	CLA	O1D-CGD-O2D-CED
16	A	802	CLA	C3-C5-C6-C7
16	A	806	CLA	C3-C5-C6-C7
16	A	808	CLA	C3-C5-C6-C7
16	A	816	CLA	C3-C5-C6-C7
16	A	823	CLA	C3-C5-C6-C7
16	A	832	CLA	C3-C5-C6-C7
16	B	810	CLA	C3-C5-C6-C7
16	B	826	CLA	C3-C5-C6-C7
16	B	830	CLA	C3-C5-C6-C7

Continued on next page...

Continued from previous page...

Mol	Chain	Res	Type	Atoms
16	B	831	CLA	C3-C5-C6-C7
16	B	837	CLA	C3-C5-C6-C7
16	L	203	CLA	C3-C5-C6-C7
16	A	803	CLA	CBA-CGA-O2A-C1
16	A	816	CLA	CBA-CGA-O2A-C1
16	A	821	CLA	CBA-CGA-O2A-C1
16	A	839	CLA	CBA-CGA-O2A-C1
16	B	812	CLA	CBA-CGA-O2A-C1
16	B	813	CLA	CBA-CGA-O2A-C1
16	B	819	CLA	CBA-CGA-O2A-C1
16	L	203	CLA	CBA-CGA-O2A-C1
26	J	104	3XQ	C2-C1-O20-C21
16	A	815	CLA	O1D-CGD-O2D-CED
16	A	827	CLA	O1D-CGD-O2D-CED
16	B	815	CLA	CBD-CGD-O2D-CED
16	B	821	CLA	CBD-CGD-O2D-CED
16	B	823	CLA	CBA-CGA-O2A-C1
16	3	209	CLA	C3-C5-C6-C7
16	A	808	CLA	C4-C3-C5-C6
16	A	836	CLA	C4-C3-C5-C6
16	B	820	CLA	C4-C3-C5-C6
16	B	825	CLA	C4-C3-C5-C6
16	B	842	CLA	C4-C3-C5-C6
16	B	820	CLA	C2-C3-C5-C6
16	B	825	CLA	C2-C3-C5-C6
16	2	601	CLA	C2A-CAA-CBA-CGA
16	2	605	CLA	C2A-CAA-CBA-CGA
16	2	606	CLA	C2A-CAA-CBA-CGA
16	2	612	CLA	C2A-CAA-CBA-CGA
16	2	613	CLA	C2A-CAA-CBA-CGA
16	A	827	CLA	C2A-CAA-CBA-CGA
16	A	839	CLA	C2A-CAA-CBA-CGA
16	B	804	CLA	C2A-CAA-CBA-CGA
16	B	818	CLA	C2A-CAA-CBA-CGA
16	B	826	CLA	C2A-CAA-CBA-CGA
16	A	839	CLA	O1A-CGA-O2A-C1
16	A	804	CLA	O1D-CGD-O2D-CED
16	A	817	CLA	O1D-CGD-O2D-CED
16	A	826	CLA	C3-C5-C6-C7
16	B	819	CLA	C3-C5-C6-C7
16	B	820	CLA	C3-C5-C6-C7
16	B	828	CLA	C3-C5-C6-C7

Continued on next page...

Continued from previous page...

Mol	Chain	Res	Type	Atoms
16	B	834	CLA	C3-C5-C6-C7
16	A	807	CLA	CBA-CGA-O2A-C1
16	A	808	CLA	CBA-CGA-O2A-C1
16	A	810	CLA	CBA-CGA-O2A-C1
16	A	818	CLA	CBA-CGA-O2A-C1
16	A	829	CLA	CBA-CGA-O2A-C1
16	A	835	CLA	CBA-CGA-O2A-C1
16	B	818	CLA	CBA-CGA-O2A-C1
16	3	208	CLA	O1D-CGD-O2D-CED
16	A	832	CLA	O1D-CGD-O2D-CED
20	A	840	PQN	C11-C12-C13-C14
20	B	843	PQN	C11-C12-C13-C14
16	A	823	CLA	CBD-CGD-O2D-CED
16	B	813	CLA	CBD-CGD-O2D-CED
16	1	612	CLA	O1D-CGD-O2D-CED
16	2	601	CLA	O1D-CGD-O2D-CED
16	2	608	CLA	O1D-CGD-O2D-CED
16	A	831	CLA	O1D-CGD-O2D-CED
16	A	834	CLA	O1D-CGD-O2D-CED
16	B	834	CLA	O1D-CGD-O2D-CED
16	A	810	CLA	O1A-CGA-O2A-C1
16	A	818	CLA	O1A-CGA-O2A-C1
16	B	818	CLA	O1A-CGA-O2A-C1
16	B	819	CLA	O1A-CGA-O2A-C1
21	A	841	LHG	O10-C23-O8-C6
17	1	615	ZEX	C13-C14-C15-C35
17	1	616	ZEX	C9-C10-C11-C12
17	1	616	ZEX	C33-C34-C35-C15
17	2	615	ZEX	C13-C14-C15-C35
17	2	616	ZEX	C33-C34-C35-C15
17	2	617	ZEX	C9-C10-C11-C12
17	3	201	ZEX	C9-C10-C11-C12
17	3	216	ZEX	C29-C30-C31-C32
17	3	218	ZEX	C29-C30-C31-C32
22	A	843	BCR	C13-C14-C15-C16
22	A	846	BCR	C19-C20-C21-C22
22	B	844	BCR	C15-C16-C17-C18
22	B	846	BCR	C19-C20-C21-C22
22	J	102	BCR	C15-C16-C17-C18
25	B	850	DGD	O6E-C5E-C6E-O5E
16	A	818	CLA	CBD-CGD-O2D-CED
16	B	833	CLA	CBD-CGD-O2D-CED

Continued on next page...

Continued from previous page...

Mol	Chain	Res	Type	Atoms
16	K	101	CLA	CBD-CGD-O2D-CED
16	2	604	CLA	O1D-CGD-O2D-CED
16	3	203	CLA	O1D-CGD-O2D-CED
16	A	802	CLA	O1D-CGD-O2D-CED
21	A	841	LHG	O2-C2-C3-O3
16	A	837	CLA	C3-C5-C6-C7
16	A	827	CLA	CBA-CGA-O2A-C1
16	B	805	CLA	CBA-CGA-O2A-C1
16	B	825	CLA	CBA-CGA-O2A-C1
16	B	840	CLA	CBA-CGA-O2A-C1
16	A	821	CLA	O1A-CGA-O2A-C1
16	B	812	CLA	O1A-CGA-O2A-C1
16	3	206	CLA	O1D-CGD-O2D-CED
16	L	201	CLA	O1D-CGD-O2D-CED
16	3	210	CLA	O1D-CGD-O2D-CED
16	A	835	CLA	CBD-CGD-O2D-CED
16	A	837	CLA	CBD-CGD-O2D-CED
16	B	806	CLA	CBD-CGD-O2D-CED
16	B	840	CLA	CBD-CGD-O2D-CED
16	B	805	CLA	O1A-CGA-O2A-C1
16	B	825	CLA	O1A-CGA-O2A-C1
16	A	819	CLA	O1D-CGD-O2D-CED
21	A	841	LHG	C23-C24-C25-C26
16	A	803	CLA	C3-C5-C6-C7
16	A	839	CLA	C3-C5-C6-C7
16	A	807	CLA	O1A-CGA-O2A-C1
16	A	829	CLA	O1A-CGA-O2A-C1
16	A	816	CLA	C4-C3-C5-C6
25	B	850	DGD	C4E-C5E-C6E-O5E
16	A	816	CLA	C2-C3-C5-C6
16	A	836	CLA	C2-C3-C5-C6
16	3	203	CLA	C2A-CAA-CBA-CGA
16	B	802	CLA	C2A-CAA-CBA-CGA
16	A	827	CLA	O1A-CGA-O2A-C1
16	B	840	CLA	O1A-CGA-O2A-C1
16	B	823	CLA	O1A-CGA-O2A-C1
16	A	820	CLA	CBA-CGA-O2A-C1
16	O	201	CLA	CBA-CGA-O2A-C1
16	A	813	CLA	O1D-CGD-O2D-CED
16	B	810	CLA	CBD-CGD-O2D-CED
16	A	820	CLA	O1A-CGA-O2A-C1
16	A	831	CLA	CBA-CGA-O2A-C1

Continued on next page...

Continued from previous page...

Mol	Chain	Res	Type	Atoms
16	A	836	CLA	CBA-CGA-O2A-C1
16	B	804	CLA	CBA-CGA-O2A-C1
16	B	811	CLA	CBA-CGA-O2A-C1
16	L	204	CLA	CBD-CGD-O2D-CED
17	2	615	ZEX	C9-C10-C11-C12
17	2	615	ZEX	C29-C30-C31-C32
22	B	848	BCR	C19-C20-C21-C22
22	K	103	BCR	C13-C14-C15-C16
22	L	207	BCR	C13-C14-C15-C16
16	A	802	CLA	C5-C6-C7-C8
16	A	809	CLA	C5-C6-C7-C8
16	A	827	CLA	C10-C11-C12-C13
21	A	842	LHG	O2-C2-C3-O3
16	O	201	CLA	C3-C5-C6-C7
16	B	842	CLA	C2-C3-C5-C6
16	A	802	CLA	C6-C7-C8-C9
16	B	804	CLA	C14-C13-C15-C16
16	B	810	CLA	C14-C13-C15-C16
19	A	801	CL0	C14-C13-C15-C16
16	B	812	CLA	O1D-CGD-O2D-CED
16	B	842	CLA	O1D-CGD-O2D-CED
16	A	811	CLA	C2A-CAA-CBA-CGA
16	B	813	CLA	C2A-CAA-CBA-CGA
17	1	613	ZEX	C31-C32-C33-C40
17	1	613	ZEX	C27-C28-C29-C39
17	1	615	ZEX	C11-C12-C13-C20
17	1	616	ZEX	C27-C28-C29-C39
17	1	617	ZEX	C7-C8-C9-C19
17	1	617	ZEX	C31-C32-C33-C40
17	2	614	ZEX	C7-C8-C9-C19
17	2	614	ZEX	C31-C32-C33-C40
17	2	615	ZEX	C31-C32-C33-C40
17	2	616	ZEX	C7-C8-C9-C19
17	2	616	ZEX	C31-C32-C33-C40
17	2	617	ZEX	C27-C28-C29-C39
17	3	201	ZEX	C7-C8-C9-C19
17	3	201	ZEX	C11-C12-C13-C20
17	3	214	ZEX	C7-C8-C9-C19
17	3	215	ZEX	C7-C8-C9-C19
17	3	216	ZEX	C31-C32-C33-C40
17	3	216	ZEX	C27-C28-C29-C39
22	A	845	BCR	C11-C12-C13-C35

Continued on next page...

Continued from previous page...

Mol	Chain	Res	Type	Atoms
22	A	846	BCR	C37-C22-C23-C24
22	B	844	BCR	C7-C8-C9-C34
22	B	844	BCR	C37-C22-C23-C24
22	B	845	BCR	C37-C22-C23-C24
22	B	847	BCR	C37-C22-C23-C24
22	B	849	BCR	C7-C8-C9-C34
22	F	801	BCR	C11-C12-C13-C35
22	F	801	BCR	C37-C22-C23-C24
22	F	804	BCR	C37-C22-C23-C24
22	I	101	BCR	C7-C8-C9-C34
22	I	101	BCR	C11-C12-C13-C35
22	J	102	BCR	C37-C22-C23-C24
22	L	202	BCR	C36-C18-C19-C20
22	L	206	BCR	C7-C8-C9-C34
22	L	207	BCR	C11-C12-C13-C35
17	1	613	ZEX	C7-C8-C9-C10
17	1	614	ZEX	C11-C12-C13-C14
17	1	614	ZEX	C31-C32-C33-C34
17	1	615	ZEX	C7-C8-C9-C10
17	1	615	ZEX	C31-C32-C33-C34
17	1	615	ZEX	C27-C28-C29-C30
17	1	616	ZEX	C11-C12-C13-C14
17	2	615	ZEX	C7-C8-C9-C10
17	3	217	ZEX	C27-C28-C29-C30
22	A	846	BCR	C21-C22-C23-C24
22	B	845	BCR	C21-C22-C23-C24
22	B	847	BCR	C7-C8-C9-C10
22	B	848	BCR	C21-C22-C23-C24
22	F	801	BCR	C7-C8-C9-C10
22	L	206	BCR	C21-C22-C23-C24
16	1	607	CLA	O1D-CGD-O2D-CED
24	A	853	BGC	O5-C5-C6-O6
16	A	831	CLA	O1A-CGA-O2A-C1
16	A	836	CLA	O1A-CGA-O2A-C1
16	A	829	CLA	C10-C11-C12-C13
16	B	811	CLA	C13-C15-C16-C17
16	B	830	CLA	CBA-CGA-O2A-C1
16	A	820	CLA	C13-C15-C16-C17
16	B	811	CLA	C15-C16-C17-C18
16	B	814	CLA	C5-C6-C7-C8
16	B	819	CLA	C5-C6-C7-C8
16	B	833	CLA	C15-C16-C17-C18

Continued on next page...

Continued from previous page...

Mol	Chain	Res	Type	Atoms
16	B	835	CLA	C10-C11-C12-C13
16	2	609	CLA	O1D-CGD-O2D-CED
22	B	848	BCR	C14-C15-C16-C17
16	1	608	CLA	C10-C11-C12-C13
16	A	818	CLA	C13-C15-C16-C17
16	A	824	CLA	C13-C15-C16-C17
16	A	826	CLA	C15-C16-C17-C18
16	A	839	CLA	C5-C6-C7-C8
16	A	852	CLA	C8-C10-C11-C12
16	B	802	CLA	C5-C6-C7-C8
16	B	815	CLA	C15-C16-C17-C18
16	B	837	CLA	C10-C11-C12-C13
16	L	204	CLA	C15-C16-C17-C18
20	B	843	PQN	C18-C20-C21-C22
16	B	811	CLA	O1A-CGA-O2A-C1
16	A	812	CLA	C8-C10-C11-C12
16	A	828	CLA	C8-C10-C11-C12
16	A	852	CLA	C10-C11-C12-C13
16	B	803	CLA	C5-C6-C7-C8
16	B	826	CLA	C15-C16-C17-C18
16	B	828	CLA	C15-C16-C17-C18
16	A	807	CLA	O1D-CGD-O2D-CED
16	F	802	CLA	O1D-CGD-O2D-CED
21	A	841	LHG	O9-C7-O7-C5
16	A	810	CLA	C10-C11-C12-C13
16	A	824	CLA	C15-C16-C17-C18
16	A	839	CLA	C15-C16-C17-C18
16	B	805	CLA	C15-C16-C17-C18
16	B	815	CLA	C10-C11-C12-C13
16	B	831	CLA	C8-C10-C11-C12
16	B	840	CLA	C13-C15-C16-C17
16	A	851	CLA	C2A-CAA-CBA-CGA
16	2	611	CLA	C2C-C3C-CAC-CBC
16	A	812	CLA	C15-C16-C17-C18
16	A	829	CLA	C13-C15-C16-C17
16	B	828	CLA	C5-C6-C7-C8
20	B	843	PQN	C25-C26-C27-C28
16	A	805	CLA	O1D-CGD-O2D-CED
16	A	806	CLA	C11-C12-C13-C15
16	B	805	CLA	C11-C12-C13-C15
16	B	837	CLA	C6-C7-C8-C10
17	1	613	ZEX	C9-C10-C11-C12

Continued on next page...

Continued from previous page...

Mol	Chain	Res	Type	Atoms
17	1	614	ZEX	C13-C14-C15-C35
17	2	614	ZEX	C9-C10-C11-C12
17	2	616	ZEX	C29-C30-C31-C32
17	3	217	ZEX	C29-C30-C31-C32
22	A	846	BCR	C9-C10-C11-C12
22	B	846	BCR	C15-C16-C17-C18
22	B	847	BCR	C9-C10-C11-C12
22	B	848	BCR	C9-C10-C11-C12
22	F	801	BCR	C9-C10-C11-C12
22	F	804	BCR	C19-C20-C21-C22
22	J	102	BCR	C19-C20-C21-C22
22	J	103	BCR	C19-C20-C21-C22
22	L	202	BCR	C9-C10-C11-C12
16	1	608	CLA	C2A-CAA-CBA-CGA
16	3	202	CLA	C2A-CAA-CBA-CGA
16	A	828	CLA	C2A-CAA-CBA-CGA
16	A	830	CLA	C2A-CAA-CBA-CGA
16	B	806	CLA	C2A-CAA-CBA-CGA
16	B	829	CLA	C2A-CAA-CBA-CGA
16	B	827	CLA	O1D-CGD-O2D-CED
16	A	817	CLA	C10-C11-C12-C13
16	A	820	CLA	C8-C10-C11-C12
16	A	831	CLA	C15-C16-C17-C18
16	B	804	CLA	C10-C11-C12-C13
16	B	805	CLA	C13-C15-C16-C17
16	B	821	CLA	C5-C6-C7-C8
16	B	831	CLA	C15-C16-C17-C18
16	B	804	CLA	O1A-CGA-O2A-C1
16	A	837	CLA	C15-C16-C17-C18
20	B	843	PQN	C20-C21-C22-C23
16	B	837	CLA	O1D-CGD-O2D-CED
22	A	844	BCR	C10-C11-C12-C13
22	A	845	BCR	C10-C11-C12-C13
22	A	845	BCR	C18-C19-C20-C21
22	A	849	BCR	C10-C11-C12-C13
22	B	844	BCR	C18-C19-C20-C21
22	B	847	BCR	C18-C19-C20-C21
22	B	849	BCR	C18-C19-C20-C21
22	F	804	BCR	C10-C11-C12-C13
22	L	206	BCR	C10-C11-C12-C13
22	L	207	BCR	C18-C19-C20-C21
16	B	821	CLA	O1D-CGD-O2D-CED

Continued on next page...

Continued from previous page...

Mol	Chain	Res	Type	Atoms
16	1	605	CLA	C2A-CAA-CBA-CGA
16	A	838	CLA	C5-C6-C7-C8
16	A	838	CLA	C15-C16-C17-C18
16	A	850	CLA	C10-C11-C12-C13
16	B	837	CLA	C5-C6-C7-C8
16	B	833	CLA	CBA-CGA-O2A-C1
19	A	801	CL0	CBA-CGA-O2A-C1
16	O	201	CLA	O1A-CGA-O2A-C1
16	A	828	CLA	C13-C15-C16-C17
16	B	803	CLA	C8-C10-C11-C12
16	B	818	CLA	C5-C6-C7-C8
16	B	829	CLA	C8-C10-C11-C12
16	B	840	CLA	C8-C10-C11-C12
16	L	203	CLA	C5-C6-C7-C8
16	B	830	CLA	O1A-CGA-O2A-C1
21	A	841	LHG	C8-C7-O7-C5
16	A	812	CLA	C5-C6-C7-C8
16	B	804	CLA	C13-C15-C16-C17
16	B	819	CLA	C8-C10-C11-C12
16	B	827	CLA	C13-C15-C16-C17
16	B	831	CLA	C10-C11-C12-C13
16	B	834	CLA	C5-C6-C7-C8
21	A	841	LHG	C3-O3-P-O6
16	A	826	CLA	CBA-CGA-O2A-C1
16	B	805	CLA	C10-C11-C12-C13
16	B	838	CLA	C13-C15-C16-C17
20	A	840	PQN	C25-C26-C27-C28
17	1	616	ZEX	C25-C26-C27-C28
17	3	201	ZEX	C25-C26-C27-C28
16	A	810	CLA	C13-C15-C16-C17
16	B	820	CLA	C5-C6-C7-C8
16	B	820	CLA	C10-C11-C12-C13
16	A	817	CLA	C2A-CAA-CBA-CGA
16	A	820	CLA	C2A-CAA-CBA-CGA
16	A	823	CLA	C2A-CAA-CBA-CGA
16	B	815	CLA	C2A-CAA-CBA-CGA
16	B	840	CLA	C2A-CAA-CBA-CGA
16	3	203	CLA	CBA-CGA-O2A-C1
16	B	801	CLA	C15-C16-C17-C18
22	L	206	BCR	C14-C15-C16-C17
20	A	840	PQN	C18-C20-C21-C22
16	A	823	CLA	O1D-CGD-O2D-CED

Continued on next page...

Continued from previous page...

Mol	Chain	Res	Type	Atoms
16	B	815	CLA	O1D-CGD-O2D-CED
17	1	617	ZEX	C33-C34-C35-C15
22	I	101	BCR	C9-C10-C11-C12
22	L	207	BCR	C9-C10-C11-C12
17	1	614	ZEX	C20-C13-C14-C15
17	1	615	ZEX	C40-C33-C34-C35
17	3	218	ZEX	C40-C33-C34-C35
22	A	843	BCR	C16-C17-C18-C36
22	A	845	BCR	C11-C10-C9-C34
22	A	845	BCR	C16-C17-C18-C36
22	A	846	BCR	C20-C21-C22-C37
22	A	847	BCR	C11-C10-C9-C34
22	A	847	BCR	C35-C13-C14-C15
22	B	845	BCR	C11-C10-C9-C34
22	B	848	BCR	C11-C10-C9-C34
22	B	849	BCR	C11-C10-C9-C34
22	F	804	BCR	C20-C21-C22-C37
22	L	207	BCR	C11-C10-C9-C34
22	L	207	BCR	C16-C17-C18-C36
16	B	803	CLA	C3-C5-C6-C7
21	A	841	LHG	C29-C30-C31-C32
25	B	850	DGD	C5A-C6A-C7A-C8A
16	1	608	CLA	C11-C12-C13-C14
16	A	806	CLA	C16-C17-C18-C19
16	A	828	CLA	C16-C17-C18-C20
16	B	807	CLA	C16-C17-C18-C19
16	L	201	CLA	CBA-CGA-O2A-C1
26	J	104	3XQ	O20-C21-C22-C24
25	B	850	DGD	C3A-C4A-C5A-C6A
16	B	832	CLA	CBD-CGD-O2D-CED
21	A	841	LHG	C17-C18-C19-C20
26	J	104	3XQ	C14-C15-C16-C17
26	J	104	3XQ	C12-C13-C14-C15
16	A	818	CLA	O1D-CGD-O2D-CED
16	B	813	CLA	O1D-CGD-O2D-CED
17	1	613	ZEX	C28-C29-C30-C31
17	1	615	ZEX	C32-C33-C34-C35
17	1	617	ZEX	C32-C33-C34-C35
17	2	615	ZEX	C32-C33-C34-C35
17	2	616	ZEX	C32-C33-C34-C35
17	2	617	ZEX	C11-C10-C9-C8
17	2	617	ZEX	C28-C29-C30-C31

Continued on next page...

Continued from previous page...

Mol	Chain	Res	Type	Atoms
17	3	214	ZEX	C11-C10-C9-C8
17	3	215	ZEX	C28-C29-C30-C31
17	3	218	ZEX	C12-C13-C14-C15
22	A	843	BCR	C11-C10-C9-C8
22	A	844	BCR	C11-C10-C9-C8
22	A	844	BCR	C16-C17-C18-C19
22	A	849	BCR	C12-C13-C14-C15
22	B	846	BCR	C11-C10-C9-C8
22	B	847	BCR	C20-C21-C22-C23
22	B	848	BCR	C20-C21-C22-C23
22	F	801	BCR	C11-C10-C9-C8
22	F	801	BCR	C20-C21-C22-C23
22	I	101	BCR	C11-C10-C9-C8
22	I	101	BCR	C20-C21-C22-C23
22	J	102	BCR	C12-C13-C14-C15
22	J	102	BCR	C16-C17-C18-C19
22	K	103	BCR	C11-C10-C9-C8
22	K	103	BCR	C12-C13-C14-C15
22	K	103	BCR	C20-C21-C22-C23
22	L	207	BCR	C16-C17-C18-C19
25	B	850	DGD	CCA-CDA-CEA-CFA
16	A	833	CLA	C5-C6-C7-C8
16	B	833	CLA	O1A-CGA-O2A-C1
16	A	824	CLA	C4-C3-C5-C6
16	A	852	CLA	C4-C3-C5-C6
25	B	850	DGD	C2A-C3A-C4A-C5A
16	A	808	CLA	C2-C3-C5-C6
16	B	815	CLA	C14-C13-C15-C16
16	B	833	CLA	C6-C7-C8-C9
21	A	842	LHG	C13-C14-C15-C16
17	2	614	ZEX	C11-C12-C13-C20
17	2	617	ZEX	C31-C32-C33-C40
17	3	216	ZEX	C11-C12-C13-C20
17	3	218	ZEX	C31-C32-C33-C40
22	A	846	BCR	C7-C8-C9-C34
22	A	849	BCR	C37-C22-C23-C24
22	F	801	BCR	C7-C8-C9-C34
17	1	613	ZEX	C11-C12-C13-C14
17	1	613	ZEX	C27-C28-C29-C30
17	1	614	ZEX	C7-C8-C9-C10
17	1	614	ZEX	C27-C28-C29-C30
17	1	616	ZEX	C7-C8-C9-C10

Continued on next page...

Continued from previous page...

Mol	Chain	Res	Type	Atoms
17	1	617	ZEX	C27-C28-C29-C30
17	3	214	ZEX	C27-C28-C29-C30
17	3	216	ZEX	C7-C8-C9-C10
22	A	849	BCR	C7-C8-C9-C10
22	A	849	BCR	C21-C22-C23-C24
22	B	848	BCR	C7-C8-C9-C10
22	F	801	BCR	C11-C12-C13-C14
22	L	207	BCR	C11-C12-C13-C14
16	B	835	CLA	C3-C5-C6-C7
25	B	850	DGD	CBB-CCB-CDB-CEB
16	1	608	CLA	C11-C12-C13-C15
16	A	802	CLA	C16-C17-C18-C20
16	A	806	CLA	C16-C17-C18-C20
16	A	828	CLA	C16-C17-C18-C19
16	A	825	CLA	C5-C6-C7-C8
16	B	801	CLA	C5-C6-C7-C8
25	B	850	DGD	CDA-CEA-CFA-CGA
26	J	104	3XQ	C1-C2-C3-C4
16	B	803	CLA	C10-C11-C12-C13
16	A	826	CLA	O1A-CGA-O2A-C1
19	A	801	CL0	O1A-CGA-O2A-C1
25	B	850	DGD	C4A-C5A-C6A-C7A
16	B	802	CLA	CBA-CGA-O2A-C1
21	A	841	LHG	C14-C15-C16-C17
16	B	833	CLA	O1D-CGD-O2D-CED
16	1	605	CLA	C3A-C2A-CAA-CBA
16	3	213	CLA	C3A-C2A-CAA-CBA
16	A	802	CLA	C3A-C2A-CAA-CBA
16	A	827	CLA	C3A-C2A-CAA-CBA
16	A	834	CLA	C3A-C2A-CAA-CBA
16	A	852	CLA	C3A-C2A-CAA-CBA
16	B	812	CLA	C3A-C2A-CAA-CBA
16	B	815	CLA	C3A-C2A-CAA-CBA
16	B	819	CLA	C3A-C2A-CAA-CBA
16	B	842	CLA	C15-C16-C17-C18
16	B	807	CLA	C16-C17-C18-C20
22	B	847	BCR	C14-C15-C16-C17
22	I	101	BCR	C14-C15-C16-C17
22	K	103	BCR	C14-C15-C16-C17
16	B	801	CLA	C3-C5-C6-C7
25	B	850	DGD	C1B-C2B-C3B-C4B
16	A	810	CLA	C8-C10-C11-C12

Continued on next page...

Continued from previous page...

Mol	Chain	Res	Type	Atoms
16	B	835	CLA	C5-C6-C7-C8
16	A	809	CLA	CBA-CGA-O2A-C1
16	A	824	CLA	C2-C3-C5-C6
16	A	852	CLA	C2-C3-C5-C6
16	A	802	CLA	C16-C17-C18-C19
16	B	825	CLA	C6-C7-C8-C9
16	A	825	CLA	CBA-CGA-O2A-C1
16	A	832	CLA	CBA-CGA-O2A-C1
26	J	104	3XQ	C2-C3-C4-C5
25	B	850	DGD	C2B-C3B-C4B-C5B
16	B	821	CLA	C8-C10-C11-C12
16	B	825	CLA	C5-C6-C7-C8
17	2	614	ZEX	C21-C26-C27-C28
17	2	615	ZEX	C21-C26-C27-C28
17	3	201	ZEX	C21-C26-C27-C28
17	1	615	ZEX	C5-C6-C7-C8
17	2	615	ZEX	C5-C6-C7-C8
17	3	201	ZEX	C1-C6-C7-C8
17	3	217	ZEX	C5-C6-C7-C8
22	A	843	BCR	C1-C6-C7-C8
22	A	843	BCR	C5-C6-C7-C8
22	A	843	BCR	C23-C24-C25-C26
22	A	843	BCR	C23-C24-C25-C30
22	A	845	BCR	C5-C6-C7-C8
22	A	845	BCR	C23-C24-C25-C26
22	A	845	BCR	C23-C24-C25-C30
22	A	846	BCR	C1-C6-C7-C8
22	A	846	BCR	C5-C6-C7-C8
22	A	846	BCR	C23-C24-C25-C26
22	A	846	BCR	C23-C24-C25-C30
22	A	847	BCR	C1-C6-C7-C8
22	A	847	BCR	C5-C6-C7-C8
22	A	849	BCR	C5-C6-C7-C8
22	B	844	BCR	C5-C6-C7-C8
22	B	845	BCR	C5-C6-C7-C8
22	B	846	BCR	C5-C6-C7-C8
22	B	846	BCR	C23-C24-C25-C26
22	B	846	BCR	C23-C24-C25-C30
22	B	847	BCR	C5-C6-C7-C8
22	B	848	BCR	C5-C6-C7-C8
22	F	801	BCR	C5-C6-C7-C8
22	F	801	BCR	C23-C24-C25-C26

Continued on next page...

Continued from previous page...

Mol	Chain	Res	Type	Atoms
22	F	804	BCR	C23-C24-C25-C26
22	I	101	BCR	C5-C6-C7-C8
22	J	102	BCR	C5-C6-C7-C8
22	J	102	BCR	C23-C24-C25-C26
22	J	102	BCR	C23-C24-C25-C30
22	J	103	BCR	C1-C6-C7-C8
22	J	103	BCR	C5-C6-C7-C8
22	L	202	BCR	C5-C6-C7-C8
22	L	202	BCR	C23-C24-C25-C26
22	L	202	BCR	C23-C24-C25-C30
22	L	206	BCR	C5-C6-C7-C8
22	L	207	BCR	C5-C6-C7-C8
22	L	207	BCR	C23-C24-C25-C26
16	A	830	CLA	CBA-CGA-O2A-C1
16	A	852	CLA	CBA-CGA-O2A-C1
16	A	808	CLA	C8-C10-C11-C12
16	A	828	CLA	C5-C6-C7-C8
16	B	809	CLA	C13-C15-C16-C17
16	B	812	CLA	C13-C15-C16-C17
16	B	829	CLA	C15-C16-C17-C18
21	A	841	LHG	C11-C10-C9-C8
16	3	203	CLA	O1A-CGA-O2A-C1
16	L	201	CLA	O1A-CGA-O2A-C1
16	A	808	CLA	C15-C16-C17-C18
16	B	818	CLA	C4-C3-C5-C6
16	B	829	CLA	C4-C3-C5-C6
16	B	830	CLA	C4-C3-C5-C6
16	A	802	CLA	C11-C12-C13-C15
16	A	828	CLA	C11-C12-C13-C15
16	A	836	CLA	C6-C7-C8-C10
16	B	804	CLA	C12-C13-C15-C16
16	B	805	CLA	C2-C3-C5-C6
16	B	812	CLA	C11-C10-C8-C7
16	B	812	CLA	C12-C13-C15-C16
16	B	815	CLA	C11-C10-C8-C7
16	B	815	CLA	C12-C13-C15-C16
16	B	819	CLA	C6-C7-C8-C10
16	B	829	CLA	C2-C3-C5-C6
16	B	829	CLA	C11-C12-C13-C15
16	B	830	CLA	C2-C3-C5-C6
16	B	833	CLA	C6-C7-C8-C10
16	B	835	CLA	C2-C3-C5-C6

Continued on next page...

Continued from previous page...

Mol	Chain	Res	Type	Atoms
16	L	203	CLA	C2-C3-C5-C6
16	L	204	CLA	C11-C12-C13-C15
16	A	809	CLA	O1A-CGA-O2A-C1
16	B	802	CLA	O1A-CGA-O2A-C1
17	3	201	ZEX	C33-C34-C35-C15
22	A	845	BCR	C9-C10-C11-C12
22	B	846	BCR	C9-C10-C11-C12
22	I	101	BCR	C13-C14-C15-C16
16	A	817	CLA	C16-C17-C18-C19
16	A	837	CLA	O1D-CGD-O2D-CED
16	2	608	CLA	CBA-CGA-O2A-C1
16	L	204	CLA	CBA-CGA-O2A-C1
16	A	816	CLA	C2A-CAA-CBA-CGA
16	A	838	CLA	C2A-CAA-CBA-CGA
16	A	818	CLA	C15-C16-C17-C18
16	B	838	CLA	C5-C6-C7-C8
21	A	842	LHG	C24-C25-C26-C27
16	A	804	CLA	C3-C5-C6-C7
16	B	806	CLA	O1D-CGD-O2D-CED
16	A	825	CLA	O1A-CGA-O2A-C1
16	A	832	CLA	O1A-CGA-O2A-C1
16	B	829	CLA	CBA-CGA-O2A-C1
16	A	831	CLA	C16-C17-C18-C20
21	A	841	LHG	C7-C8-C9-C10
16	B	803	CLA	C13-C15-C16-C17
16	B	829	CLA	C5-C6-C7-C8
16	A	839	CLA	CBD-CGD-O2D-CED
16	B	825	CLA	C3-C5-C6-C7
25	B	850	DGD	O2G-C2G-C3G-O3G
21	A	841	LHG	C9-C10-C11-C12
20	A	840	PQN	C23-C25-C26-C27
16	A	827	CLA	C4-C3-C5-C6
16	B	805	CLA	C4-C3-C5-C6
16	B	835	CLA	C4-C3-C5-C6
16	L	203	CLA	C4-C3-C5-C6
16	A	827	CLA	C2-C3-C5-C6
16	B	815	CLA	C2-C3-C5-C6
16	B	818	CLA	C2-C3-C5-C6
18	3	219	1DO	C1-C2-C3-C4
16	A	802	CLA	C11-C12-C13-C14
16	A	806	CLA	C11-C12-C13-C14
16	A	828	CLA	C11-C12-C13-C14

Continued on next page...

Continued from previous page...

Mol	Chain	Res	Type	Atoms
16	A	828	CLA	C14-C13-C15-C16
16	A	833	CLA	C11-C10-C8-C9
16	A	836	CLA	C6-C7-C8-C9
16	B	815	CLA	C11-C10-C8-C9
16	B	819	CLA	C6-C7-C8-C9
16	B	835	CLA	C11-C10-C8-C9
16	B	837	CLA	C6-C7-C8-C9
16	L	203	CLA	C11-C10-C8-C9
16	L	204	CLA	C11-C12-C13-C14
16	1	602	CLA	C2A-CAA-CBA-CGA
16	2	602	CLA	C2A-CAA-CBA-CGA
16	2	608	CLA	C2A-CAA-CBA-CGA
16	3	213	CLA	C2A-CAA-CBA-CGA
16	A	807	CLA	C2A-CAA-CBA-CGA
21	A	841	LHG	C24-C25-C26-C27
17	1	615	ZEX	C7-C8-C9-C19
22	L	206	BCR	C11-C12-C13-C35
16	B	810	CLA	O1D-CGD-O2D-CED
16	A	824	CLA	C8-C10-C11-C12
19	A	801	CL0	C5-C6-C7-C8
20	A	840	PQN	C20-C21-C22-C23
25	B	850	DGD	C4B-C5B-C6B-C7B
26	J	104	3XQ	C6-C7-C8-C9
22	A	845	BCR	C7-C8-C9-C10
22	A	846	BCR	C7-C8-C9-C10
22	A	847	BCR	C17-C18-C19-C20
22	B	848	BCR	C11-C12-C13-C14
22	I	101	BCR	C21-C22-C23-C24
22	J	102	BCR	C21-C22-C23-C24
16	A	830	CLA	O1A-CGA-O2A-C1
16	A	852	CLA	O1A-CGA-O2A-C1
16	1	605	CLA	C1A-C2A-CAA-CBA
16	1	607	CLA	C1A-C2A-CAA-CBA
16	1	608	CLA	C1A-C2A-CAA-CBA
16	2	602	CLA	C1A-C2A-CAA-CBA
16	3	203	CLA	C1A-C2A-CAA-CBA
16	3	205	CLA	C1A-C2A-CAA-CBA
16	3	209	CLA	C1A-C2A-CAA-CBA
16	3	213	CLA	C1A-C2A-CAA-CBA
16	A	802	CLA	C1A-C2A-CAA-CBA
16	A	806	CLA	C1A-C2A-CAA-CBA
16	A	807	CLA	C1A-C2A-CAA-CBA

Continued on next page...

Continued from previous page...

Mol	Chain	Res	Type	Atoms
16	A	810	CLA	C1A-C2A-CAA-CBA
16	A	813	CLA	C1A-C2A-CAA-CBA
16	A	817	CLA	C1A-C2A-CAA-CBA
16	A	822	CLA	C1A-C2A-CAA-CBA
16	A	823	CLA	C1A-C2A-CAA-CBA
16	A	830	CLA	C1A-C2A-CAA-CBA
16	A	833	CLA	C1A-C2A-CAA-CBA
16	A	852	CLA	C1A-C2A-CAA-CBA
16	B	812	CLA	C1A-C2A-CAA-CBA
16	B	815	CLA	C1A-C2A-CAA-CBA
16	B	821	CLA	C1A-C2A-CAA-CBA
16	B	834	CLA	C1A-C2A-CAA-CBA
16	A	817	CLA	C16-C17-C18-C20
16	B	825	CLA	C6-C7-C8-C10
22	A	846	BCR	C15-C16-C17-C18
22	B	849	BCR	C19-C20-C21-C22
22	J	103	BCR	C13-C14-C15-C16
16	K	101	CLA	O1D-CGD-O2D-CED
16	3	203	CLA	C13-C15-C16-C17
16	B	830	CLA	C8-C10-C11-C12
21	A	841	LHG	C18-C19-C20-C21
16	A	852	CLA	C3-C5-C6-C7
16	B	840	CLA	O1D-CGD-O2D-CED
16	A	802	CLA	C10-C11-C12-C13
20	B	843	PQN	C15-C16-C17-C18
16	A	802	CLA	C8-C10-C11-C12
16	A	839	CLA	C13-C15-C16-C17
17	3	218	ZEX	C25-C26-C27-C28
16	A	817	CLA	CBA-CGA-O2A-C1
16	B	815	CLA	C4-C3-C5-C6
25	B	850	DGD	C5B-C6B-C7B-C8B
16	2	608	CLA	O1A-CGA-O2A-C1
16	L	204	CLA	O1A-CGA-O2A-C1
25	B	850	DGD	C6A-C7A-C8A-C9A
16	B	836	CLA	C2A-CAA-CBA-CGA
16	A	831	CLA	C16-C17-C18-C19
25	B	850	DGD	C1G-C2G-C3G-O3G
16	2	612	CLA	CBD-CGD-O2D-CED
16	A	805	CLA	CAA-CBA-CGA-O2A
16	B	812	CLA	C3-C5-C6-C7
21	A	841	LHG	C15-C16-C17-C18
16	A	838	CLA	C13-C15-C16-C17

Continued on next page...

Continued from previous page...

Mol	Chain	Res	Type	Atoms
16	B	821	CLA	C10-C11-C12-C13
17	1	613	ZEX	C11-C10-C9-C19
22	L	202	BCR	C11-C10-C9-C34
16	B	803	CLA	C4-C3-C5-C6
16	A	822	CLA	CBA-CGA-O2A-C1
16	B	828	CLA	CBA-CGA-O2A-C1
25	B	850	DGD	CEB-CFB-CGB-CHB
16	B	812	CLA	C10-C11-C12-C13
16	B	835	CLA	C15-C16-C17-C18
16	B	823	CLA	CAA-CBA-CGA-O2A
19	A	801	CL0	C16-C17-C18-C19
16	B	831	CLA	C13-C15-C16-C17
17	1	613	ZEX	C12-C13-C14-C15
17	3	201	ZEX	C12-C13-C14-C15
25	B	850	DGD	O1G-C1G-C2G-O2G
16	B	807	CLA	C15-C16-C17-C18
16	B	808	CLA	C8-C10-C11-C12
16	A	817	CLA	O1A-CGA-O2A-C1
16	B	832	CLA	O1D-CGD-O2D-CED
20	A	840	PQN	C14-C13-C15-C16
20	B	843	PQN	C14-C13-C15-C16
16	3	203	CLA	C12-C13-C15-C16
16	A	807	CLA	C11-C12-C13-C15
16	A	818	CLA	C12-C13-C15-C16
16	A	833	CLA	C11-C12-C13-C15
16	B	803	CLA	C2-C3-C5-C6
16	B	810	CLA	C12-C13-C15-C16
16	B	811	CLA	C11-C12-C13-C15
16	B	819	CLA	C11-C10-C8-C7
16	B	826	CLA	C11-C12-C13-C15
16	B	828	CLA	C11-C12-C13-C15
16	B	835	CLA	C11-C10-C8-C7
16	B	840	CLA	C6-C7-C8-C10
16	B	841	CLA	C11-C10-C8-C7
16	L	203	CLA	C11-C10-C8-C7
19	A	801	CL0	C11-C10-C8-C7
19	A	801	CL0	C12-C13-C15-C16
21	A	842	LHG	C12-C13-C14-C15
16	1	602	CLA	C11-C10-C8-C9
16	3	203	CLA	C14-C13-C15-C16
16	A	807	CLA	C11-C12-C13-C14
16	A	818	CLA	C6-C7-C8-C9

Continued on next page...

Continued from previous page...

Mol	Chain	Res	Type	Atoms
16	A	833	CLA	C11-C12-C13-C14
16	B	805	CLA	C11-C12-C13-C14
16	B	812	CLA	C11-C10-C8-C9
16	B	812	CLA	C14-C13-C15-C16
16	B	820	CLA	C11-C10-C8-C9
16	B	821	CLA	C14-C13-C15-C16
16	B	826	CLA	C11-C12-C13-C14
16	B	829	CLA	C11-C12-C13-C14
16	B	833	CLA	C14-C13-C15-C16
16	B	840	CLA	C6-C7-C8-C9
16	B	841	CLA	C11-C10-C8-C9
19	A	801	CL0	C11-C10-C8-C9
16	A	805	CLA	CBA-CGA-O2A-C1
17	1	613	ZEX	C7-C8-C9-C19
17	1	613	ZEX	C11-C12-C13-C20
17	1	614	ZEX	C11-C12-C13-C20
17	1	615	ZEX	C31-C32-C33-C40
17	1	615	ZEX	C27-C28-C29-C39
16	B	818	CLA	C6-C7-C8-C9
16	A	835	CLA	O1D-CGD-O2D-CED
17	2	617	ZEX	C31-C32-C33-C34
17	3	214	ZEX	C7-C8-C9-C10
22	A	843	BCR	C7-C8-C9-C10
22	B	847	BCR	C11-C12-C13-C14
22	B	849	BCR	C21-C22-C23-C24
22	L	202	BCR	C21-C22-C23-C24
16	L	204	CLA	O1D-CGD-O2D-CED
16	A	826	CLA	C5-C6-C7-C8
16	A	831	CLA	C5-C6-C7-C8
16	B	805	CLA	C5-C6-C7-C8
16	B	837	CLA	CBA-CGA-O2A-C1
16	A	838	CLA	C8-C10-C11-C12
21	A	841	LHG	C11-C12-C13-C14
16	B	809	CLA	C5-C6-C7-C8
16	A	822	CLA	O1A-CGA-O2A-C1
16	B	829	CLA	O1A-CGA-O2A-C1
16	A	813	CLA	C3A-C2A-CAA-CBA
16	A	819	CLA	C3A-C2A-CAA-CBA
16	A	822	CLA	C3A-C2A-CAA-CBA
16	A	828	CLA	C3A-C2A-CAA-CBA
16	A	839	CLA	C3A-C2A-CAA-CBA
16	B	829	CLA	C3A-C2A-CAA-CBA

Continued on next page...

Continued from previous page...

Mol	Chain	Res	Type	Atoms
22	B	848	BCR	C13-C14-C15-C16
22	K	103	BCR	C19-C20-C21-C22
16	3	203	CLA	C15-C16-C17-C18
16	B	801	CLA	C8-C10-C11-C12
16	B	818	CLA	C6-C7-C8-C10
16	B	815	CLA	CBA-CGA-O2A-C1
25	B	850	DGD	O1G-C1G-C2G-C3G
16	B	828	CLA	O1A-CGA-O2A-C1
26	J	104	3XQ	C11-C12-C13-C14
16	A	831	CLA	C8-C10-C11-C12
16	B	801	CLA	C4-C3-C5-C6
21	A	841	LHG	C10-C11-C12-C13
21	A	842	LHG	C4-O6-P-O3
21	A	842	LHG	C7-C8-C9-C10
16	B	827	CLA	C10-C11-C12-C13
16	B	804	CLA	C3-C5-C6-C7
16	A	810	CLA	C5-C6-C7-C8
16	B	842	CLA	CAA-CBA-CGA-O2A
17	2	617	ZEX	C29-C30-C31-C32
16	B	842	CLA	C16-C17-C18-C20
16	A	838	CLA	C2-C1-O2A-CGA
16	L	204	CLA	C2-C1-O2A-CGA
16	3	203	CLA	C6-C7-C8-C9
16	A	805	CLA	C11-C10-C8-C9
16	A	808	CLA	C11-C10-C8-C9
16	A	810	CLA	C11-C10-C8-C9
16	A	818	CLA	C14-C13-C15-C16
16	A	820	CLA	C11-C12-C13-C14
16	A	824	CLA	C11-C10-C8-C9
16	A	832	CLA	C6-C7-C8-C9
16	A	839	CLA	C11-C12-C13-C14
16	B	808	CLA	C6-C7-C8-C9
16	B	809	CLA	C6-C7-C8-C9
16	B	811	CLA	C6-C7-C8-C9
16	B	828	CLA	C11-C12-C13-C14
16	B	835	CLA	C6-C7-C8-C9
16	B	837	CLA	C11-C10-C8-C9
16	A	828	CLA	C15-C16-C17-C18
17	1	616	ZEX	C21-C26-C27-C28
17	1	617	ZEX	C21-C26-C27-C28
16	A	805	CLA	O1A-CGA-O2A-C1
16	A	819	CLA	C2A-CAA-CBA-CGA

Continued on next page...

Continued from previous page...

Mol	Chain	Res	Type	Atoms
17	2	616	ZEX	C5-C6-C7-C8
17	3	216	ZEX	C5-C6-C7-C8
22	A	844	BCR	C23-C24-C25-C26
22	A	844	BCR	C23-C24-C25-C30
22	A	847	BCR	C23-C24-C25-C26
22	B	845	BCR	C23-C24-C25-C26
22	B	846	BCR	C1-C6-C7-C8
22	B	849	BCR	C1-C6-C7-C8
22	B	849	BCR	C23-C24-C25-C26
22	F	804	BCR	C5-C6-C7-C8
22	I	101	BCR	C1-C6-C7-C8
22	I	101	BCR	C23-C24-C25-C26
22	J	103	BCR	C23-C24-C25-C26
22	J	103	BCR	C23-C24-C25-C30
22	K	103	BCR	C5-C6-C7-C8
22	K	103	BCR	C23-C24-C25-C26
22	K	103	BCR	C23-C24-C25-C30
21	A	842	LHG	C16-C17-C18-C19
16	2	610	CLA	C1A-C2A-CAA-CBA
16	A	814	CLA	C1A-C2A-CAA-CBA
16	B	817	CLA	C1A-C2A-CAA-CBA
16	K	102	CLA	C1A-C2A-CAA-CBA
22	A	845	BCR	C17-C18-C19-C20
16	2	611	CLA	C4C-C3C-CAC-CBC
22	F	801	BCR	C14-C15-C16-C17
16	B	801	CLA	C16-C17-C18-C19
16	2	602	CLA	C15-C16-C17-C18
16	B	810	CLA	C8-C10-C11-C12
16	1	602	CLA	C11-C10-C8-C7
16	3	203	CLA	C6-C7-C8-C10
16	A	805	CLA	C11-C10-C8-C7
16	A	808	CLA	C11-C10-C8-C7
16	A	818	CLA	C6-C7-C8-C10
16	A	820	CLA	C11-C12-C13-C15
16	A	829	CLA	C11-C12-C13-C15
16	A	832	CLA	C6-C7-C8-C10
16	A	839	CLA	C11-C12-C13-C15
16	A	852	CLA	C6-C7-C8-C10
16	B	801	CLA	C11-C10-C8-C7
16	B	805	CLA	C6-C7-C8-C10
16	B	805	CLA	C12-C13-C15-C16
16	B	808	CLA	C6-C7-C8-C10

Continued on next page...

Continued from previous page...

Mol	Chain	Res	Type	Atoms
16	B	809	CLA	C6-C7-C8-C10
16	B	811	CLA	C6-C7-C8-C10
16	B	820	CLA	C11-C10-C8-C7
16	B	821	CLA	C12-C13-C15-C16
16	B	829	CLA	C11-C10-C8-C7
16	B	829	CLA	C12-C13-C15-C16
16	B	833	CLA	C12-C13-C15-C16
16	B	835	CLA	C6-C7-C8-C10
16	B	840	CLA	C11-C10-C8-C7
22	B	847	BCR	C19-C20-C21-C22
16	A	806	CLA	CBA-CGA-O2A-C1
16	A	828	CLA	CBA-CGA-O2A-C1
16	A	806	CLA	C15-C16-C17-C18
22	A	844	BCR	C16-C17-C18-C36
22	A	849	BCR	C11-C10-C9-C34
22	A	849	BCR	C20-C21-C22-C37
22	B	844	BCR	C16-C17-C18-C36
22	F	804	BCR	C16-C17-C18-C36
22	I	101	BCR	C35-C13-C14-C15
22	J	103	BCR	C11-C10-C9-C34
22	J	103	BCR	C20-C21-C22-C37
22	L	206	BCR	C20-C21-C22-C37
16	A	820	CLA	C3-C5-C6-C7
16	A	820	CLA	C5-C6-C7-C8
16	1	601	CLA	CAD-CBD-CGD-O2D
16	2	608	CLA	CAD-CBD-CGD-O2D
16	3	204	CLA	CAD-CBD-CGD-O2D
16	3	208	CLA	CAD-CBD-CGD-O2D
16	A	819	CLA	CAD-CBD-CGD-O2D
16	A	825	CLA	CAD-CBD-CGD-O2D
16	A	831	CLA	CAD-CBD-CGD-O2D
16	A	835	CLA	CAD-CBD-CGD-O2D
16	B	816	CLA	CAD-CBD-CGD-O2D
16	B	828	CLA	CAD-CBD-CGD-O2D
16	L	201	CLA	CAD-CBD-CGD-O2D
22	A	849	BCR	C6-C7-C8-C9
22	F	801	BCR	C6-C7-C8-C9
21	A	841	LHG	O6-C4-C5-O7
16	A	836	CLA	C15-C16-C17-C18
16	A	824	CLA	C2A-CAA-CBA-CGA
16	A	803	CLA	CBD-CGD-O2D-CED
16	1	603	CLA	CHA-CBD-CGD-O1D

Continued on next page...

Continued from previous page...

Mol	Chain	Res	Type	Atoms
16	1	603	CLA	CHA-CBD-CGD-O2D
16	1	607	CLA	CHA-CBD-CGD-O1D
16	2	609	CLA	CHA-CBD-CGD-O1D
16	2	609	CLA	CHA-CBD-CGD-O2D
16	3	202	CLA	CHA-CBD-CGD-O1D
16	3	202	CLA	CHA-CBD-CGD-O2D
16	3	205	CLA	CHA-CBD-CGD-O1D
16	3	205	CLA	CHA-CBD-CGD-O2D
16	A	803	CLA	CHA-CBD-CGD-O1D
16	A	803	CLA	CHA-CBD-CGD-O2D
16	A	805	CLA	CHA-CBD-CGD-O1D
16	A	805	CLA	CHA-CBD-CGD-O2D
16	A	806	CLA	CHA-CBD-CGD-O1D
16	A	808	CLA	CHA-CBD-CGD-O1D
16	A	813	CLA	CHA-CBD-CGD-O1D
16	A	813	CLA	CHA-CBD-CGD-O2D
16	A	818	CLA	CHA-CBD-CGD-O1D
16	A	818	CLA	CHA-CBD-CGD-O2D
16	A	828	CLA	CHA-CBD-CGD-O2D
16	A	832	CLA	CHA-CBD-CGD-O1D
16	A	832	CLA	CHA-CBD-CGD-O2D
16	A	837	CLA	CHA-CBD-CGD-O1D
16	A	837	CLA	CHA-CBD-CGD-O2D
16	A	850	CLA	CHA-CBD-CGD-O1D
16	A	850	CLA	CHA-CBD-CGD-O2D
16	B	804	CLA	CHA-CBD-CGD-O1D
16	B	804	CLA	CHA-CBD-CGD-O2D
16	B	812	CLA	CHA-CBD-CGD-O1D
16	B	812	CLA	CHA-CBD-CGD-O2D
16	B	815	CLA	CHA-CBD-CGD-O2D
16	B	834	CLA	CHA-CBD-CGD-O1D
16	B	834	CLA	CHA-CBD-CGD-O2D
16	O	201	CLA	CHA-CBD-CGD-O1D
16	1	608	CLA	C5-C6-C7-C8
16	A	828	CLA	O1A-CGA-O2A-C1
16	B	837	CLA	O1A-CGA-O2A-C1
17	2	616	ZEX	C12-C13-C14-C15
17	2	616	ZEX	C28-C29-C30-C31
22	L	202	BCR	C16-C17-C18-C19
16	B	821	CLA	C15-C16-C17-C18
16	B	811	CLA	C5-C6-C7-C8
16	B	815	CLA	O1A-CGA-O2A-C1

Continued on next page...

Continued from previous page...

Mol	Chain	Res	Type	Atoms
16	A	839	CLA	C16-C17-C18-C20
16	A	805	CLA	C8-C10-C11-C12
16	A	839	CLA	O1D-CGD-O2D-CED
16	A	836	CLA	C13-C15-C16-C17
16	A	810	CLA	C14-C13-C15-C16
16	B	805	CLA	C14-C13-C15-C16
16	B	808	CLA	C14-C13-C15-C16
16	B	829	CLA	C14-C13-C15-C16
16	L	204	CLA	C14-C13-C15-C16
16	A	806	CLA	O1A-CGA-O2A-C1
16	B	842	CLA	C16-C17-C18-C19
17	2	615	ZEX	C7-C8-C9-C19
22	B	848	BCR	C37-C22-C23-C24
17	1	616	ZEX	C27-C28-C29-C30
17	2	614	ZEX	C7-C8-C9-C10
17	2	616	ZEX	C31-C32-C33-C34
17	3	216	ZEX	C27-C28-C29-C30
22	A	844	BCR	C11-C12-C13-C14
16	1	602	CLA	C1A-C2A-CAA-CBA
16	A	851	CLA	C1A-C2A-CAA-CBA
16	B	829	CLA	C1A-C2A-CAA-CBA
16	B	815	CLA	C16-C17-C18-C19
16	A	818	CLA	C8-C10-C11-C12
16	L	205	CLA	CBA-CGA-O2A-C1
22	K	103	BCR	C15-C16-C17-C18
16	2	612	CLA	O1D-CGD-O2D-CED
16	B	810	CLA	C4-C3-C5-C6
16	A	820	CLA	C10-C11-C12-C13
16	L	204	CLA	C3-C5-C6-C7
21	A	842	LHG	C2-C3-O3-P
26	J	104	3XQ	C9-C10-C11-C12
21	A	841	LHG	C3-O3-P-O5
21	A	842	LHG	C4-O6-P-O5
16	L	204	CLA	C5-C6-C7-C8
21	A	841	LHG	O6-C4-C5-C6
16	A	838	CLA	C3-C5-C6-C7
16	1	603	CLA	CAD-CBD-CGD-O1D
16	2	602	CLA	CAD-CBD-CGD-O1D
16	A	805	CLA	CAD-CBD-CGD-O1D
16	A	815	CLA	CAD-CBD-CGD-O1D
16	A	835	CLA	C2-C3-C5-C6
16	A	836	CLA	CAD-CBD-CGD-O1D

Continued on next page...

Continued from previous page...

Mol	Chain	Res	Type	Atoms
16	B	804	CLA	CAD-CBD-CGD-O1D
16	B	815	CLA	CAD-CBD-CGD-O1D
16	B	819	CLA	CAD-CBD-CGD-O1D
16	J	101	CLA	CAD-CBD-CGD-O1D
16	O	201	CLA	CAD-CBD-CGD-O1D
16	A	806	CLA	C5-C6-C7-C8
16	B	833	CLA	C3-C5-C6-C7
16	A	810	CLA	C11-C10-C8-C7
16	A	810	CLA	C11-C12-C13-C15
16	A	824	CLA	C11-C10-C8-C7
16	B	802	CLA	C12-C13-C15-C16
16	B	807	CLA	C6-C7-C8-C10
16	B	808	CLA	C12-C13-C15-C16
16	B	809	CLA	C11-C12-C13-C15
16	B	810	CLA	C2-C3-C5-C6
16	B	827	CLA	C12-C13-C15-C16
16	B	830	CLA	C11-C10-C8-C7
16	B	831	CLA	C12-C13-C15-C16
16	B	841	CLA	C12-C13-C15-C16
16	L	204	CLA	C12-C13-C15-C16
16	A	831	CLA	C13-C15-C16-C17
16	A	807	CLA	C13-C15-C16-C17
16	L	205	CLA	O1A-CGA-O2A-C1
16	A	839	CLA	C16-C17-C18-C19
16	A	816	CLA	C5-C6-C7-C8
16	B	809	CLA	C4-C3-C5-C6
16	A	816	CLA	C14-C13-C15-C16
16	A	837	CLA	C11-C12-C13-C14
16	B	801	CLA	C11-C10-C8-C9
16	B	805	CLA	C6-C7-C8-C9
16	B	828	CLA	C6-C7-C8-C9
16	B	840	CLA	C11-C10-C8-C9
16	3	203	CLA	C3-C5-C6-C7
16	B	811	CLA	C3-C5-C6-C7
16	A	816	CLA	C13-C15-C16-C17
17	2	616	ZEX	C10-C11-C12-C13
16	B	829	CLA	O1D-CGD-O2D-CED
16	B	840	CLA	C5-C6-C7-C8
20	A	840	PQN	C26-C27-C28-C29
21	A	842	LHG	C25-C26-C27-C28
16	B	830	CLA	C10-C11-C12-C13
21	A	841	LHG	C12-C13-C14-C15

Continued on next page...

Continued from previous page...

Mol	Chain	Res	Type	Atoms
22	B	849	BCR	C35-C13-C14-C15
16	B	829	CLA	CAA-CBA-CGA-O2A
16	B	829	CLA	C13-C15-C16-C17
20	A	840	PQN	C26-C27-C28-C30
16	A	821	CLA	C1-C2-C3-C4
16	B	805	CLA	CAA-CBA-CGA-O2A
16	3	209	CLA	C2A-CAA-CBA-CGA
16	A	812	CLA	C2A-CAA-CBA-CGA
16	B	809	CLA	C2A-CAA-CBA-CGA
16	A	832	CLA	C13-C15-C16-C17
16	A	802	CLA	C2-C1-O2A-CGA
16	A	809	CLA	C2-C1-O2A-CGA
16	A	812	CLA	C2-C1-O2A-CGA
16	B	803	CLA	C2-C1-O2A-CGA
16	B	841	CLA	C2-C1-O2A-CGA
17	3	215	ZEX	C21-C26-C27-C28
17	3	216	ZEX	C21-C26-C27-C28
16	A	833	CLA	C4-C3-C5-C6
17	1	616	ZEX	C5-C6-C7-C8
22	A	847	BCR	C23-C24-C25-C30
22	A	849	BCR	C23-C24-C25-C26
22	B	845	BCR	C23-C24-C25-C30
22	B	849	BCR	C5-C6-C7-C8
22	B	849	BCR	C23-C24-C25-C30
22	F	804	BCR	C1-C6-C7-C8
22	I	101	BCR	C23-C24-C25-C30
22	K	103	BCR	C1-C6-C7-C8
16	A	850	CLA	C15-C16-C17-C18
16	B	809	CLA	C2C-C3C-CAC-CBC
16	B	839	CLA	CBA-CGA-O2A-C1
17	2	614	ZEX	C11-C10-C9-C8
22	F	804	BCR	C12-C13-C14-C15
22	L	206	BCR	C11-C10-C9-C8
21	A	842	LHG	C3-O3-P-O6
25	B	850	DGD	CAB-CBB-CCB-CDB
26	J	104	3XQ	C7-C8-C9-C10
16	A	828	CLA	C12-C13-C15-C16
16	A	833	CLA	C11-C10-C8-C7
16	A	837	CLA	C11-C12-C13-C15
16	B	801	CLA	C2-C3-C5-C6
16	B	837	CLA	C11-C10-C8-C7
16	A	816	CLA	C6-C7-C8-C9

Continued on next page...

Continued from previous page...

Mol	Chain	Res	Type	Atoms
16	A	829	CLA	C11-C12-C13-C14
16	B	807	CLA	C6-C7-C8-C9
16	B	809	CLA	C11-C12-C13-C14
16	B	811	CLA	C11-C12-C13-C14
17	2	617	ZEX	C13-C14-C15-C35
22	A	843	BCR	C9-C10-C11-C12
16	A	837	CLA	C16-C17-C18-C19
16	B	835	CLA	C16-C17-C18-C19
16	A	833	CLA	C13-C15-C16-C17
16	A	805	CLA	CAA-CBA-CGA-O1A
22	J	103	BCR	C7-C8-C9-C34
16	B	801	CLA	C16-C17-C18-C20
16	B	833	CLA	C13-C15-C16-C17
16	A	821	CLA	O2A-C1-C2-C3
16	3	203	CLA	C5-C6-C7-C8
24	A	853	BGC	C4-C5-C6-O6
16	B	839	CLA	O1A-CGA-O2A-C1
16	1	601	CLA	O2A-C1-C2-C3
16	B	803	CLA	C2A-CAA-CBA-CGA
17	2	616	ZEX	C13-C14-C15-C35
17	3	214	ZEX	C33-C34-C35-C15
17	3	218	ZEX	C9-C10-C11-C12
17	3	218	ZEX	C33-C34-C35-C15
22	A	844	BCR	C13-C14-C15-C16
16	2	602	CLA	C3-C5-C6-C7
16	2	601	CLA	C2C-C3C-CAC-CBC
16	B	838	CLA	C15-C16-C17-C18
16	A	804	CLA	C4-C3-C5-C6
16	B	802	CLA	C4-C3-C5-C6
16	2	601	CLA	CAA-CBA-CGA-O1A
16	A	804	CLA	C2-C3-C5-C6
16	B	802	CLA	C2-C3-C5-C6
16	B	833	CLA	C2-C3-C5-C6
16	A	802	CLA	O1A-CGA-O2A-C1
16	3	203	CLA	C10-C11-C12-C13
16	B	801	CLA	C2-C1-O2A-CGA
16	B	838	CLA	C2-C1-O2A-CGA
16	A	831	CLA	C2A-CAA-CBA-CGA
16	1	601	CLA	C3A-C2A-CAA-CBA
16	A	805	CLA	C3A-C2A-CAA-CBA
16	O	204	CLA	C3A-C2A-CAA-CBA
17	2	615	ZEX	C33-C34-C35-C15

Continued on next page...

Continued from previous page...

Mol	Chain	Res	Type	Atoms
16	2	601	CLA	CAA-CBA-CGA-O2A
16	B	806	CLA	CAA-CBA-CGA-O2A
16	B	833	CLA	C4-C3-C5-C6
16	B	831	CLA	C14-C13-C15-C16
16	1	604	CLA	CAA-CBA-CGA-O1A
16	1	604	CLA	CAA-CBA-CGA-O2A
26	J	104	3XQ	C10-C11-C12-C13
16	A	805	CLA	C13-C15-C16-C17
22	B	846	BCR	C11-C10-C9-C34
22	B	847	BCR	C20-C21-C22-C37
16	3	202	CLA	CAA-CBA-CGA-O2A
16	B	806	CLA	CAA-CBA-CGA-O1A
16	A	837	CLA	C2A-CAA-CBA-CGA
16	B	808	CLA	O1A-CGA-O2A-C1
16	B	823	CLA	CAA-CBA-CGA-O1A
16	A	837	CLA	C16-C17-C18-C20
16	A	850	CLA	C16-C17-C18-C20
16	B	808	CLA	CBA-CGA-O2A-C1
16	A	834	CLA	CAA-CBA-CGA-O1A
25	B	850	DGD	C8A-C9A-CAA-CBA
16	3	204	CLA	C1A-C2A-CAA-CBA
16	A	839	CLA	C1A-C2A-CAA-CBA
16	B	813	CLA	C1A-C2A-CAA-CBA
16	B	818	CLA	C1A-C2A-CAA-CBA
16	B	837	CLA	C1A-C2A-CAA-CBA
16	O	204	CLA	C1A-C2A-CAA-CBA
16	A	816	CLA	C6-C7-C8-C10
16	B	833	CLA	C11-C10-C8-C7
16	B	842	CLA	C10-C11-C12-C13
16	1	606	CLA	CAA-CBA-CGA-O1A
16	3	202	CLA	CAA-CBA-CGA-O1A
22	L	202	BCR	C13-C14-C15-C16
16	A	803	CLA	O1D-CGD-O2D-CED
16	3	208	CLA	C2A-CAA-CBA-CGA
16	A	850	CLA	C2A-CAA-CBA-CGA
16	F	802	CLA	C2A-CAA-CBA-CGA
16	A	850	CLA	C13-C15-C16-C17
16	B	802	CLA	C15-C16-C17-C18
16	A	806	CLA	CAA-CBA-CGA-O2A
16	B	807	CLA	C5-C6-C7-C8
16	B	809	CLA	C2-C3-C5-C6
22	A	845	BCR	C20-C21-C22-C23

Continued on next page...

Continued from previous page...

Mol	Chain	Res	Type	Atoms
22	A	847	BCR	C11-C10-C9-C8
22	A	847	BCR	C16-C17-C18-C19
22	B	845	BCR	C11-C10-C9-C8
22	B	845	BCR	C20-C21-C22-C23
16	3	208	CLA	CAA-CBA-CGA-O1A
16	A	832	CLA	C2A-CAA-CBA-CGA
17	1	613	ZEX	C29-C30-C31-C32
22	L	207	BCR	C15-C16-C17-C18
16	A	836	CLA	C16-C17-C18-C20
21	A	842	LHG	C1-C2-C3-O3
16	2	607	CLA	CAA-CBA-CGA-O1A
16	A	802	CLA	C4-C3-C5-C6
16	L	204	CLA	C4-C3-C5-C6
16	L	204	CLA	C8-C10-C11-C12
16	A	834	CLA	CAA-CBA-CGA-O2A
16	1	606	CLA	CAA-CBA-CGA-O2A
16	A	806	CLA	C2A-CAA-CBA-CGA
16	B	821	CLA	C16-C17-C18-C19
16	A	802	CLA	CBA-CGA-O2A-C1
16	1	603	CLA	CAA-CBA-CGA-O2A
22	A	849	BCR	C23-C24-C25-C30
22	B	847	BCR	C23-C24-C25-C30
16	2	607	CLA	CAA-CBA-CGA-O2A
16	A	829	CLA	C5-C6-C7-C8
17	3	214	ZEX	C9-C10-C11-C12
22	B	844	BCR	C19-C20-C21-C22
16	2	602	CLA	C4-C3-C5-C6
16	A	810	CLA	C4-C3-C5-C6
17	3	215	ZEX	C27-C28-C29-C30
19	A	801	CL0	C16-C17-C18-C20
16	B	826	CLA	C5-C6-C7-C8
16	3	208	CLA	CAA-CBA-CGA-O2A
25	B	850	DGD	C5D-C6D-O5D-C1E
16	3	207	CLA	CAA-CBA-CGA-O2A
16	B	829	CLA	CBD-CGD-O2D-CED
16	A	839	CLA	C8-C10-C11-C12
16	B	840	CLA	C15-C16-C17-C18
16	1	603	CLA	CAA-CBA-CGA-O1A
16	3	207	CLA	CAA-CBA-CGA-O1A
16	1	606	CLA	C2A-CAA-CBA-CGA
16	K	101	CLA	CAA-CBA-CGA-O2A
21	A	842	LHG	O6-C4-C5-C6

Continued on next page...

Continued from previous page...

Mol	Chain	Res	Type	Atoms
16	B	808	CLA	C4-C3-C5-C6
16	B	841	CLA	C4-C3-C5-C6
16	B	827	CLA	C11-C12-C13-C15
16	B	831	CLA	CBA-CGA-O2A-C1
16	B	808	CLA	C10-C11-C12-C13
21	A	841	LHG	C35-C36-C37-C38
16	B	833	CLA	CAA-CBA-CGA-O2A
16	A	807	CLA	C8-C10-C11-C12
16	B	808	CLA	C15-C16-C17-C18
16	1	610	CLA	CAA-CBA-CGA-O2A
16	A	815	CLA	CAA-CBA-CGA-O2A
16	B	835	CLA	C16-C17-C18-C20
16	3	204	CLA	CAA-CBA-CGA-O2A
17	3	217	ZEX	C39-C29-C30-C31
22	A	847	BCR	C16-C17-C18-C36
22	A	849	BCR	C16-C17-C18-C36
22	B	846	BCR	C20-C21-C22-C37
22	K	103	BCR	C11-C10-C9-C34
22	L	202	BCR	C20-C21-C22-C37
16	A	820	CLA	C4-C3-C5-C6
16	A	838	CLA	C4-C3-C5-C6
16	B	827	CLA	C4-C3-C5-C6
19	A	801	CL0	C4-C3-C5-C6
16	L	204	CLA	C2-C3-C5-C6
16	B	815	CLA	C4C-C3C-CAC-CBC
16	2	602	CLA	C11-C12-C13-C14
16	A	810	CLA	C11-C12-C13-C14
16	B	802	CLA	C14-C13-C15-C16
16	B	827	CLA	C14-C13-C15-C16
16	B	830	CLA	C11-C10-C8-C9
25	B	850	DGD	CDB-CEB-CFB-CGB
16	1	607	CLA	CAA-CBA-CGA-O1A
16	A	815	CLA	CAA-CBA-CGA-O1A
16	A	805	CLA	C5-C6-C7-C8
16	3	204	CLA	C3A-C2A-CAA-CBA
16	B	803	CLA	C3A-C2A-CAA-CBA
16	1	602	CLA	CAD-CBD-CGD-O2D
16	1	604	CLA	CAD-CBD-CGD-O2D
16	1	606	CLA	CAD-CBD-CGD-O2D
16	1	611	CLA	CAD-CBD-CGD-O2D
16	2	601	CLA	CAD-CBD-CGD-O2D
16	2	604	CLA	CAD-CBD-CGD-O2D

Continued on next page...

Continued from previous page...

Mol	Chain	Res	Type	Atoms
16	2	607	CLA	CAD-CBD-CGD-O2D
16	A	802	CLA	CAD-CBD-CGD-O2D
16	A	810	CLA	CAD-CBD-CGD-O2D
16	A	811	CLA	CAD-CBD-CGD-O2D
16	A	820	CLA	CAD-CBD-CGD-O2D
16	A	838	CLA	CAD-CBD-CGD-O2D
16	A	839	CLA	CAD-CBD-CGD-O2D
16	B	817	CLA	CAD-CBD-CGD-O2D
16	B	831	CLA	CAD-CBD-CGD-O2D
16	B	835	CLA	CAD-CBD-CGD-O2D
16	F	802	CLA	CAD-CBD-CGD-O2D
16	B	803	CLA	C15-C16-C17-C18
16	B	811	CLA	C10-C11-C12-C13
16	B	827	CLA	C2-C1-O2A-CGA
16	1	611	CLA	CAA-CBA-CGA-O2A
16	B	836	CLA	CAA-CBA-CGA-O2A
16	B	803	CLA	CAA-CBA-CGA-O2A
16	O	203	CLA	CAA-CBA-CGA-O2A
21	A	841	LHG	O8-C23-C24-C25
26	J	104	3XQ	C13-C14-C15-C16
16	3	203	CLA	C4-C3-C5-C6
16	B	826	CLA	C4-C3-C5-C6
16	A	811	CLA	CAA-CBA-CGA-O2A
16	B	808	CLA	CAA-CBA-CGA-O2A
17	2	615	ZEX	C31-C32-C33-C34
17	3	215	ZEX	C31-C32-C33-C34
16	1	612	CLA	CAA-CBA-CGA-O2A
16	2	603	CLA	CAA-CBA-CGA-O2A
16	K	101	CLA	CAA-CBA-CGA-O1A
25	B	850	DGD	C3B-C4B-C5B-C6B
21	A	842	LHG	O6-C4-C5-O7
16	B	821	CLA	C16-C17-C18-C20
16	2	603	CLA	CAA-CBA-CGA-O1A
16	2	605	CLA	CAA-CBA-CGA-O1A
16	3	205	CLA	CAA-CBA-CGA-O1A
16	B	819	CLA	O2A-C1-C2-C3
16	B	833	CLA	O2A-C1-C2-C3
16	O	203	CLA	O2A-C1-C2-C3
16	3	203	CLA	CAA-CBA-CGA-O2A
16	1	612	CLA	CAA-CBA-CGA-O1A
16	3	205	CLA	CAA-CBA-CGA-O2A
16	A	813	CLA	CAA-CBA-CGA-O2A

Continued on next page...

Continued from previous page...

Mol	Chain	Res	Type	Atoms
16	A	836	CLA	C16-C17-C18-C19
16	B	842	CLA	CAA-CBA-CGA-O1A
16	1	611	CLA	CHA-CBD-CGD-O2D
16	2	612	CLA	CHA-CBD-CGD-O1D
16	2	612	CLA	CHA-CBD-CGD-O2D
16	3	206	CLA	CHA-CBD-CGD-O1D
16	3	206	CLA	CHA-CBD-CGD-O2D
16	3	210	CLA	CHA-CBD-CGD-O1D
16	3	210	CLA	CHA-CBD-CGD-O2D
16	3	212	CLA	CHA-CBD-CGD-O1D
16	3	212	CLA	CHA-CBD-CGD-O2D
16	3	213	CLA	CHA-CBD-CGD-O1D
16	3	213	CLA	CHA-CBD-CGD-O2D
16	A	806	CLA	CHA-CBD-CGD-O2D
16	A	808	CLA	CHA-CBD-CGD-O2D
16	A	812	CLA	CHA-CBD-CGD-O1D
16	A	827	CLA	CHA-CBD-CGD-O2D
16	B	807	CLA	CHA-CBD-CGD-O1D
16	B	807	CLA	CHA-CBD-CGD-O2D
16	B	826	CLA	CHA-CBD-CGD-O1D
16	B	832	CLA	CHA-CBD-CGD-O1D
16	B	832	CLA	CHA-CBD-CGD-O2D
16	B	842	CLA	CHA-CBD-CGD-O2D
16	F	803	CLA	CHA-CBD-CGD-O1D
16	L	203	CLA	CHA-CBD-CGD-O1D
16	L	203	CLA	CHA-CBD-CGD-O2D
16	L	204	CLA	CHA-CBD-CGD-O1D
16	L	204	CLA	CHA-CBD-CGD-O2D
16	O	201	CLA	CHA-CBD-CGD-O2D
16	O	203	CLA	CHA-CBD-CGD-O2D
16	2	611	CLA	CAA-CBA-CGA-O2A
16	B	826	CLA	C2-C3-C5-C6
16	1	602	CLA	C11-C12-C13-C14
22	B	846	BCR	C20-C21-C22-C23
16	2	602	CLA	CAA-CBA-CGA-O2A
16	2	608	CLA	CAA-CBA-CGA-O2A
16	B	831	CLA	O1A-CGA-O2A-C1
16	B	826	CLA	O1D-CGD-O2D-CED
16	1	610	CLA	CAA-CBA-CGA-O1A
16	A	822	CLA	CAA-CBA-CGA-O2A
16	B	807	CLA	CAA-CBA-CGA-O2A
16	B	809	CLA	CAA-CBA-CGA-O2A

Continued on next page...

Continued from previous page...

Mol	Chain	Res	Type	Atoms
16	L	203	CLA	C2A-CAA-CBA-CGA
16	B	836	CLA	CAA-CBA-CGA-O1A
16	A	808	CLA	C10-C11-C12-C13
16	A	837	CLA	CAA-CBA-CGA-O2A
16	B	838	CLA	CAA-CBA-CGA-O2A
16	3	203	CLA	C2-C3-C5-C6
16	A	810	CLA	C12-C13-C15-C16
16	A	820	CLA	C2-C3-C5-C6
16	A	831	CLA	C11-C10-C8-C7
16	B	830	CLA	CAA-CBA-CGA-O2A
16	B	833	CLA	C11-C10-C8-C9
16	B	841	CLA	C14-C13-C15-C16
17	2	614	ZEX	C13-C14-C15-C35
22	A	849	BCR	C13-C14-C15-C16
22	A	849	BCR	C14-C15-C16-C17
16	1	607	CLA	CAA-CBA-CGA-O2A
16	1	611	CLA	CAA-CBA-CGA-O1A
16	3	204	CLA	CAA-CBA-CGA-O1A
16	A	813	CLA	CAA-CBA-CGA-O1A
16	B	834	CLA	C10-C11-C12-C13
17	3	201	ZEX	C7-C8-C9-C10
16	A	805	CLA	C10-C11-C12-C13
16	B	809	CLA	C15-C16-C17-C18
16	1	601	CLA	C1A-C2A-CAA-CBA
16	1	605	CLA	CHA-CBD-CGD-O2D
16	A	808	CLA	C1A-C2A-CAA-CBA
16	A	826	CLA	C1A-C2A-CAA-CBA
16	A	829	CLA	C1A-C2A-CAA-CBA
16	B	816	CLA	C1A-C2A-CAA-CBA
16	B	808	CLA	C16-C17-C18-C19
16	3	203	CLA	CAA-CBA-CGA-O1A
16	A	811	CLA	CAA-CBA-CGA-O1A
16	B	833	CLA	CAA-CBA-CGA-O1A
16	A	839	CLA	C10-C11-C12-C13
16	1	602	CLA	CBA-CGA-O2A-C1
16	B	808	CLA	CAA-CBA-CGA-O1A
16	3	205	CLA	C2A-CAA-CBA-CGA
16	A	836	CLA	C3-C5-C6-C7
16	2	602	CLA	CAA-CBA-CGA-O1A
21	A	842	LHG	C3-O3-P-O5
16	2	605	CLA	CAA-CBA-CGA-O2A
16	2	612	CLA	CAA-CBA-CGA-O2A

Continued on next page...

Continued from previous page...

Mol	Chain	Res	Type	Atoms
16	3	206	CLA	CAA-CBA-CGA-O1A
17	2	617	ZEX	C5-C6-C7-C8
17	3	214	ZEX	C5-C6-C7-C8
22	B	847	BCR	C23-C24-C25-C26
16	A	836	CLA	C8-C10-C11-C12
16	B	803	CLA	CAA-CBA-CGA-O1A
16	B	838	CLA	CAA-CBA-CGA-O1A
16	B	814	CLA	CAA-CBA-CGA-O2A
21	A	842	LHG	C26-C27-C28-C29
16	B	830	CLA	CAA-CBA-CGA-O1A
16	2	611	CLA	CAA-CBA-CGA-O1A
16	O	203	CLA	CAA-CBA-CGA-O1A
16	A	833	CLA	C2-C3-C5-C6
16	B	808	CLA	C2-C3-C5-C6
21	A	842	LHG	C18-C19-C20-C21
16	A	812	CLA	CAD-CBD-CGD-O1D
16	A	822	CLA	C2-C3-C5-C6
16	O	202	CLA	CAD-CBD-CGD-O1D
16	A	831	CLA	C11-C10-C8-C9
16	A	839	CLA	C14-C13-C15-C16
16	B	803	CLA	C11-C10-C8-C9
16	B	827	CLA	C11-C12-C13-C14
16	B	831	CLA	C6-C7-C8-C9
20	A	840	PQN	C21-C22-C23-C24
25	B	850	DGD	CBA-CCA-CDA-CEA
16	2	608	CLA	CAA-CBA-CGA-O1A
16	B	807	CLA	CAA-CBA-CGA-O1A
16	1	608	CLA	CAA-CBA-CGA-O2A
16	3	209	CLA	CAA-CBA-CGA-O2A
16	A	808	CLA	CAA-CBA-CGA-O2A
16	A	831	CLA	CAA-CBA-CGA-O2A
16	A	832	CLA	CAA-CBA-CGA-O2A
25	B	850	DGD	O2G-C1B-C2B-C3B
16	B	801	CLA	CAA-CBA-CGA-O2A
16	B	804	CLA	C15-C16-C17-C18
25	B	850	DGD	CFB-CGB-CHB-CIB
16	A	822	CLA	CAA-CBA-CGA-O1A
16	A	805	CLA	C4-C3-C5-C6
16	1	604	CLA	C3A-C2A-CAA-CBA
16	A	810	CLA	C2-C3-C5-C6
16	A	839	CLA	C12-C13-C15-C16
16	B	815	CLA	C6-C7-C8-C10

Continued on next page...

Continued from previous page...

Mol	Chain	Res	Type	Atoms
16	B	831	CLA	C6-C7-C8-C10
16	B	837	CLA	C3A-C2A-CAA-CBA
20	B	843	PQN	C21-C22-C23-C25
16	A	837	CLA	CAA-CBA-CGA-O1A
16	B	809	CLA	CAA-CBA-CGA-O1A
16	A	826	CLA	CAA-CBA-CGA-O2A
16	B	818	CLA	CAA-CBA-CGA-O2A
16	L	205	CLA	CAA-CBA-CGA-O2A
17	2	617	ZEX	C7-C8-C9-C10
17	2	617	ZEX	C11-C12-C13-C14
17	3	217	ZEX	C11-C12-C13-C14
22	A	846	BCR	C11-C12-C13-C14
16	A	808	CLA	CAA-CBA-CGA-O1A
16	B	818	CLA	CAA-CBA-CGA-O1A
16	L	205	CLA	CAA-CBA-CGA-O1A
16	A	832	CLA	C5-C6-C7-C8
16	B	801	CLA	C10-C11-C12-C13
16	A	826	CLA	CAA-CBA-CGA-O1A
16	A	831	CLA	CAA-CBA-CGA-O1A
21	A	841	LHG	O10-C23-C24-C25
25	B	850	DGD	O1B-C1B-C2B-C3B
16	2	612	CLA	CAA-CBA-CGA-O1A
16	3	206	CLA	CAA-CBA-CGA-O2A
16	B	822	CLA	CAA-CBA-CGA-O2A
16	B	842	CLA	C13-C15-C16-C17
25	B	850	DGD	C7A-C8A-C9A-CAA

There are no ring outliers.

158 monomers are involved in 473 short contacts:

Mol	Chain	Res	Type	Clashes	Symm-Clashes
22	A	849	BCR	1	0
16	B	818	CLA	2	0
16	B	835	CLA	6	0
16	3	205	CLA	2	0
22	I	101	BCR	2	0
22	B	844	BCR	1	0
16	B	840	CLA	7	0
17	1	617	ZEX	2	0
16	B	830	CLA	4	0
16	O	201	CLA	1	0
23	C	102	SF4	1	0

Continued on next page...

Continued from previous page...

Mol	Chain	Res	Type	Clashes	Symm-Clashes
16	1	609	CLA	2	0
16	2	604	CLA	1	0
16	A	818	CLA	8	0
16	A	819	CLA	3	0
16	B	836	CLA	2	0
16	1	606	CLA	1	0
16	B	811	CLA	8	0
16	B	833	CLA	9	0
16	2	608	CLA	1	0
16	A	814	CLA	1	0
22	K	103	BCR	5	0
16	3	210	CLA	1	0
16	B	832	CLA	6	0
17	1	614	ZEX	6	0
16	2	602	CLA	4	0
16	1	605	CLA	2	0
16	A	817	CLA	5	0
16	3	206	CLA	5	0
16	A	804	CLA	7	0
16	B	819	CLA	1	0
16	3	203	CLA	5	0
16	B	838	CLA	1	0
16	O	203	CLA	1	0
16	B	827	CLA	6	0
16	A	851	CLA	2	0
21	A	842	LHG	2	0
16	A	824	CLA	4	0
16	A	828	CLA	3	0
16	B	812	CLA	3	0
16	1	607	CLA	3	0
16	L	205	CLA	1	0
22	A	846	BCR	4	0
16	B	820	CLA	3	0
19	A	801	CL0	56	0
16	1	612	CLA	1	0
16	B	826	CLA	4	0
16	A	823	CLA	2	0
16	1	603	CLA	2	0
16	1	610	CLA	1	0
16	B	829	CLA	10	0
16	B	837	CLA	3	0
16	A	827	CLA	10	0

Continued on next page...

Continued from previous page...

Mol	Chain	Res	Type	Clashes	Symm-Clashes
17	2	617	ZEX	4	0
22	B	848	BCR	5	0
16	B	823	CLA	2	0
17	2	614	ZEX	3	0
16	A	835	CLA	1	0
20	B	843	PQN	5	0
16	A	834	CLA	6	0
16	B	807	CLA	10	0
17	1	616	ZEX	2	0
16	3	212	CLA	1	0
16	A	830	CLA	1	0
16	F	802	CLA	3	0
22	A	847	BCR	4	0
16	A	829	CLA	7	0
16	2	605	CLA	1	0
16	A	837	CLA	2	0
16	B	821	CLA	3	0
16	A	833	CLA	5	0
16	B	809	CLA	3	0
16	B	808	CLA	5	0
16	B	810	CLA	5	0
22	J	102	BCR	3	0
16	A	852	CLA	3	0
16	A	831	CLA	9	0
21	A	841	LHG	2	0
16	B	831	CLA	5	0
16	B	842	CLA	4	0
16	O	204	CLA	1	0
16	A	809	CLA	3	0
16	J	101	CLA	2	0
17	3	201	ZEX	7	0
16	A	810	CLA	5	0
16	A	839	CLA	3	0
16	B	824	CLA	3	0
16	1	611	CLA	1	0
16	B	805	CLA	6	0
16	2	603	CLA	1	0
16	A	812	CLA	6	0
16	2	610	CLA	1	0
16	1	604	CLA	2	0
16	K	102	CLA	3	0
17	2	616	ZEX	1	0

Continued on next page...

Continued from previous page...

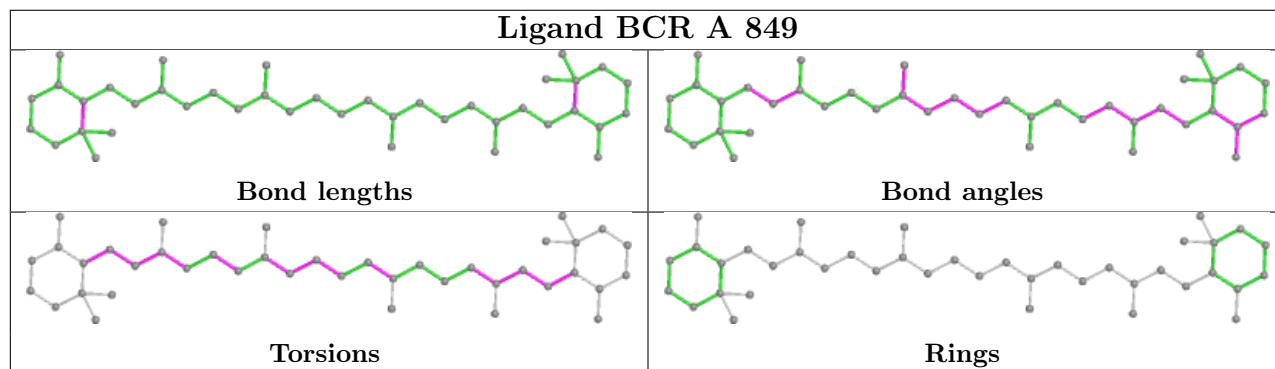
Mol	Chain	Res	Type	Clashes	Symm-Clashes
16	L	204	CLA	2	0
22	L	207	BCR	1	0
17	3	216	ZEX	3	0
16	B	803	CLA	6	0
16	2	611	CLA	2	0
16	B	802	CLA	22	0
16	2	606	CLA	1	0
16	A	836	CLA	9	0
25	B	850	DGD	4	0
16	A	805	CLA	5	0
16	B	834	CLA	3	0
17	3	217	ZEX	2	0
22	J	103	BCR	5	0
17	1	613	ZEX	7	0
16	A	807	CLA	5	0
16	K	101	CLA	1	0
17	2	615	ZEX	4	0
17	3	218	ZEX	6	0
20	A	840	PQN	2	0
22	F	801	BCR	4	0
16	A	820	CLA	3	0
22	B	846	BCR	4	0
16	A	850	CLA	6	0
22	L	202	BCR	1	0
16	B	816	CLA	2	0
22	B	845	BCR	4	0
16	A	821	CLA	1	0
16	3	209	CLA	2	0
16	A	808	CLA	5	0
16	A	822	CLA	1	0
16	2	607	CLA	4	0
16	3	207	CLA	1	0
16	B	801	CLA	6	0
16	F	803	CLA	1	0
16	B	815	CLA	9	0
16	B	828	CLA	6	0
16	A	826	CLA	7	0
16	A	816	CLA	4	0
22	B	847	BCR	5	0
22	A	845	BCR	4	0
22	A	843	BCR	3	0
16	B	825	CLA	6	0

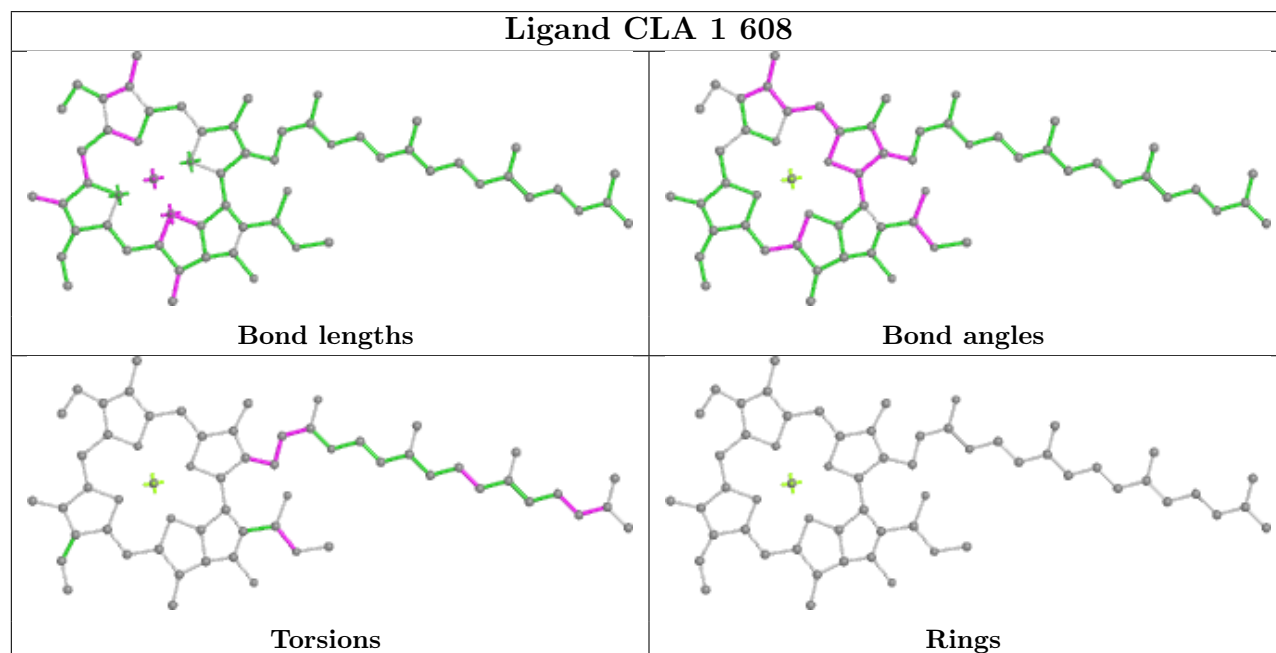
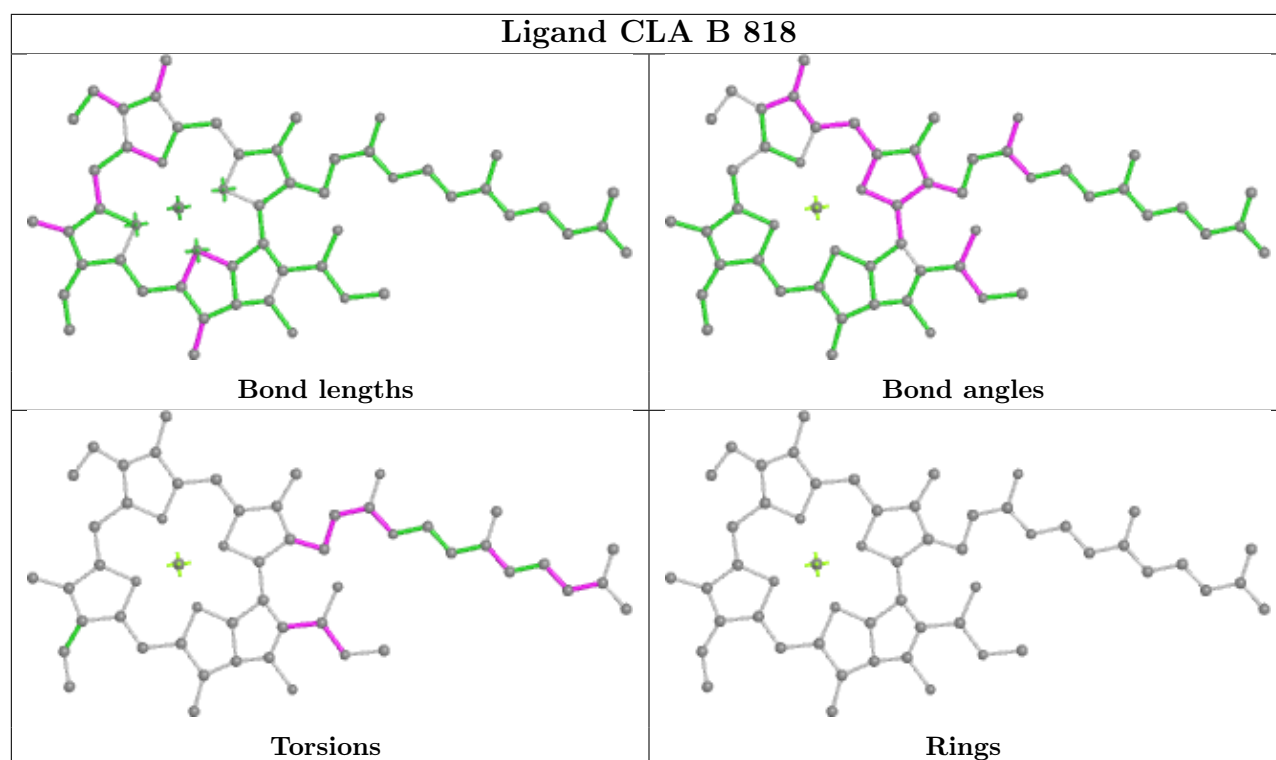
Continued on next page...

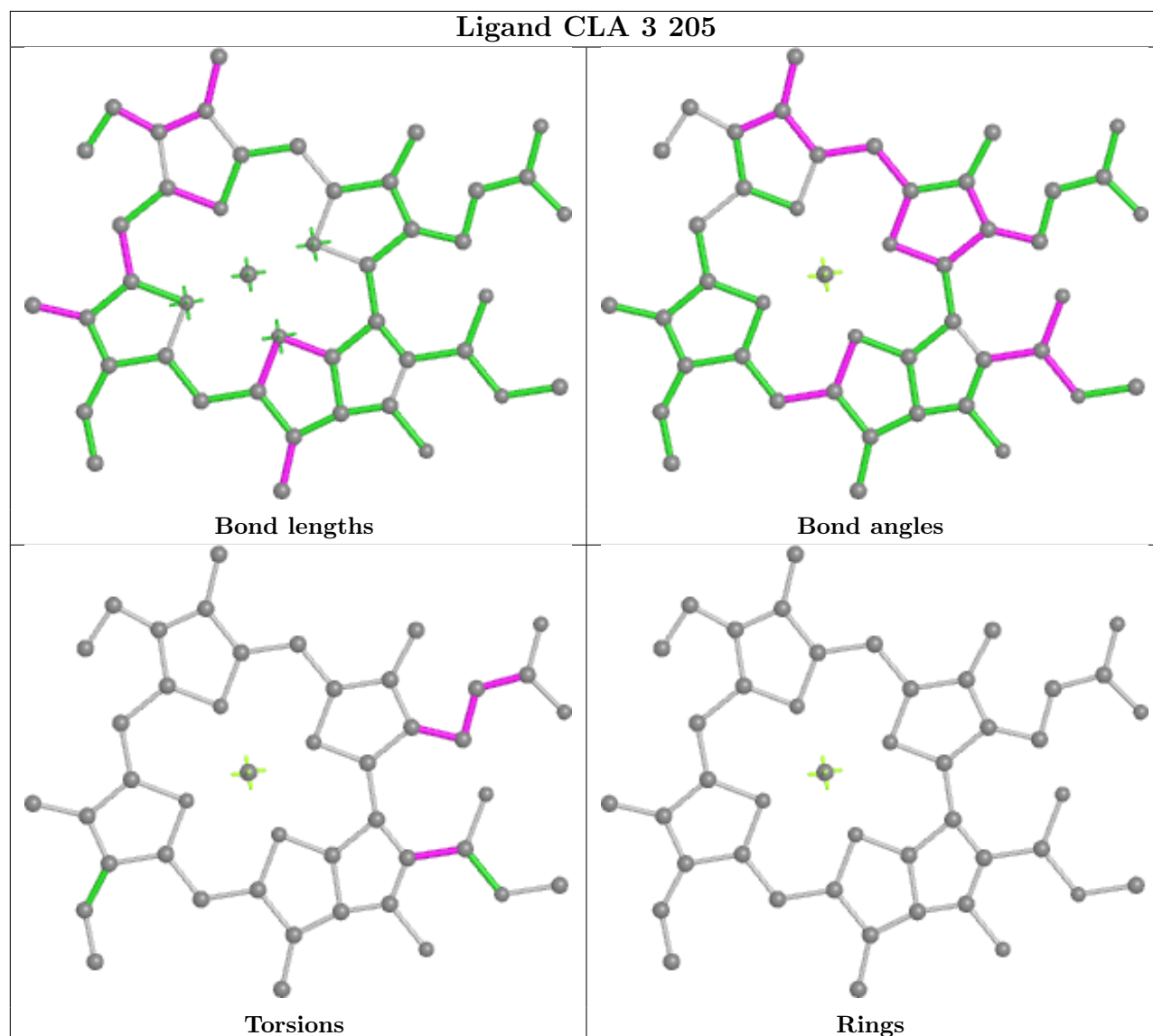
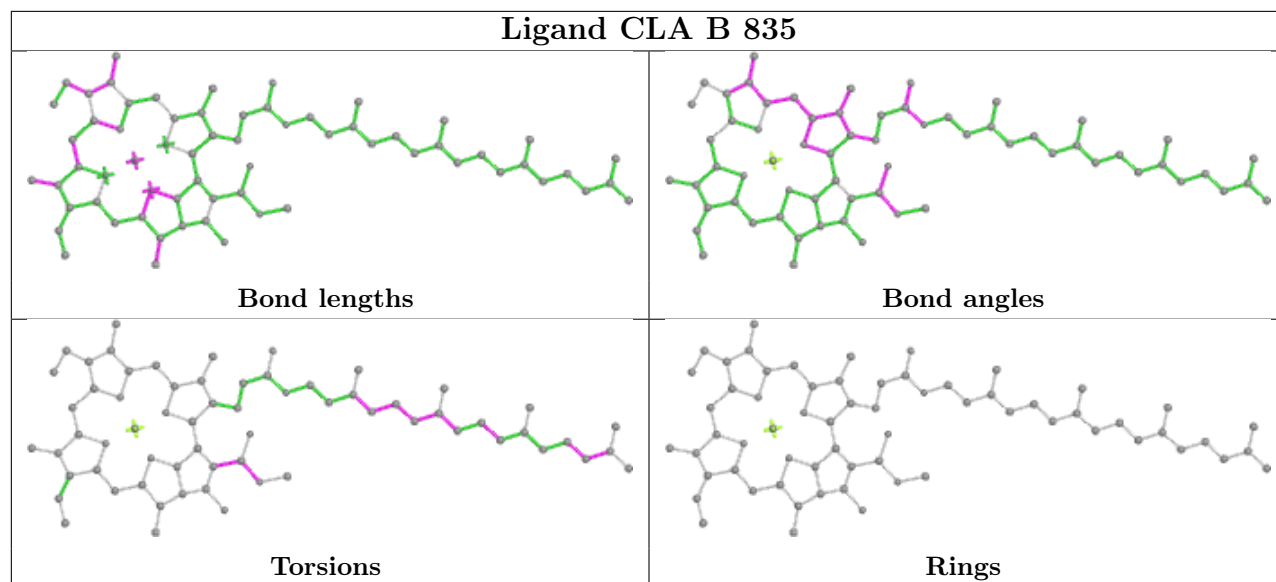
Continued from previous page...

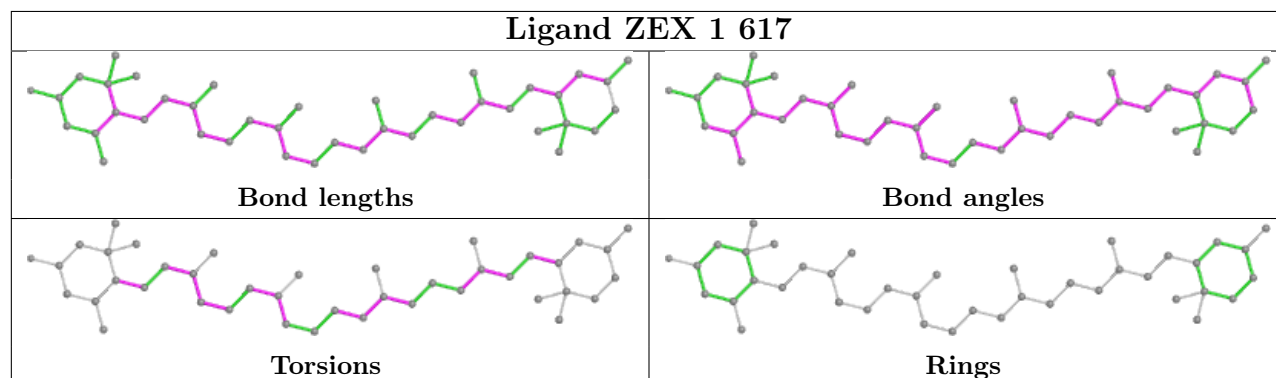
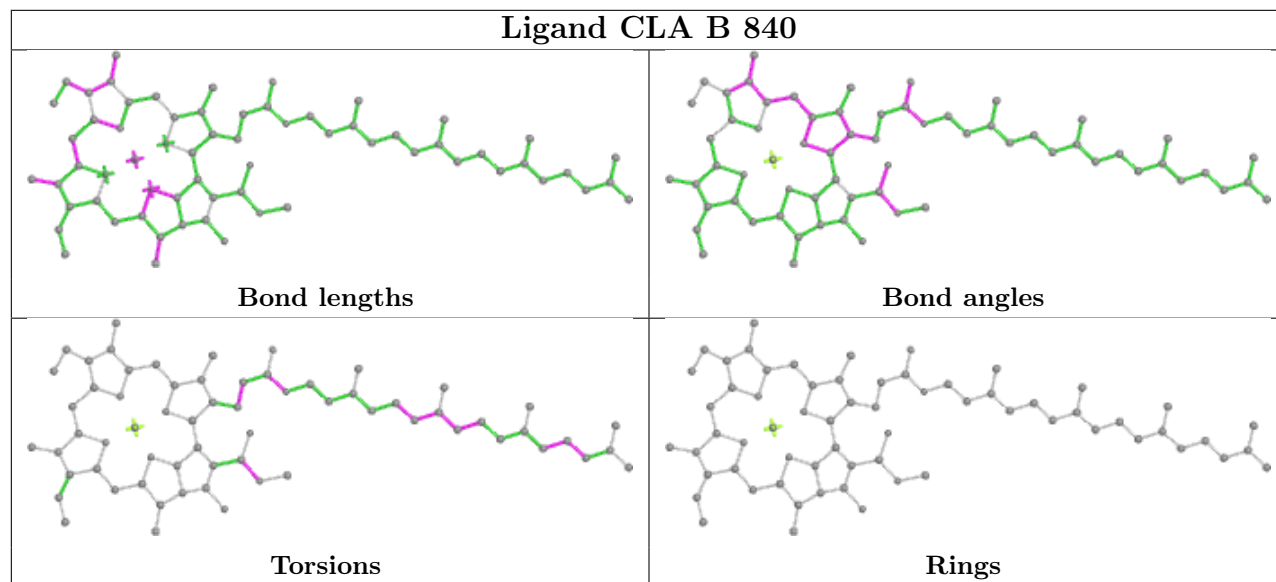
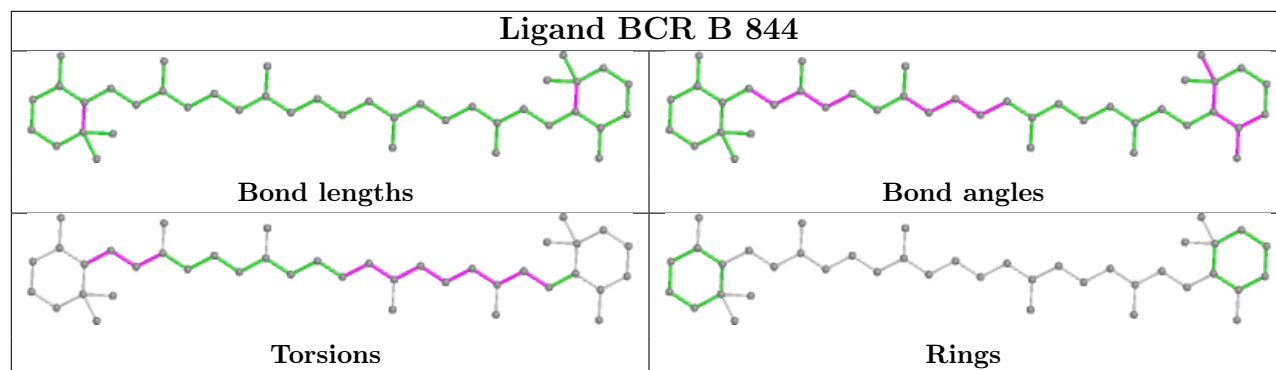
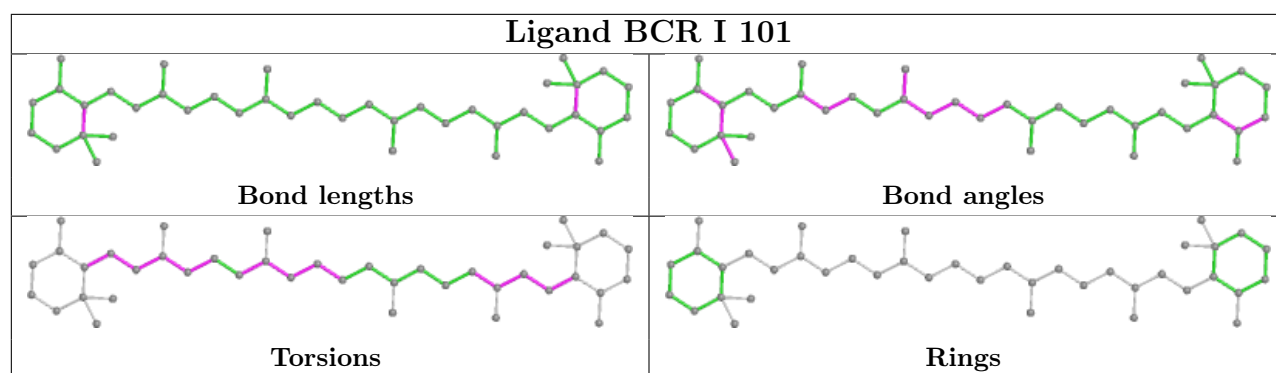
Mol	Chain	Res	Type	Clashes	Symm-Clashes
16	B	817	CLA	2	0
16	A	832	CLA	3	0
16	B	839	CLA	6	0
17	3	215	ZEX	5	0
17	3	214	ZEX	4	0
16	A	815	CLA	2	0
17	1	615	ZEX	2	0
16	3	204	CLA	1	0
22	B	849	BCR	3	0
16	B	841	CLA	9	0
16	B	804	CLA	10	0
16	A	803	CLA	2	0
16	1	602	CLA	1	0
16	A	825	CLA	4	0
16	A	802	CLA	9	0
16	A	806	CLA	2	0
22	L	206	BCR	9	0
16	L	201	CLA	1	0
16	2	601	CLA	4	0
16	3	208	CLA	1	0
16	A	838	CLA	4	0

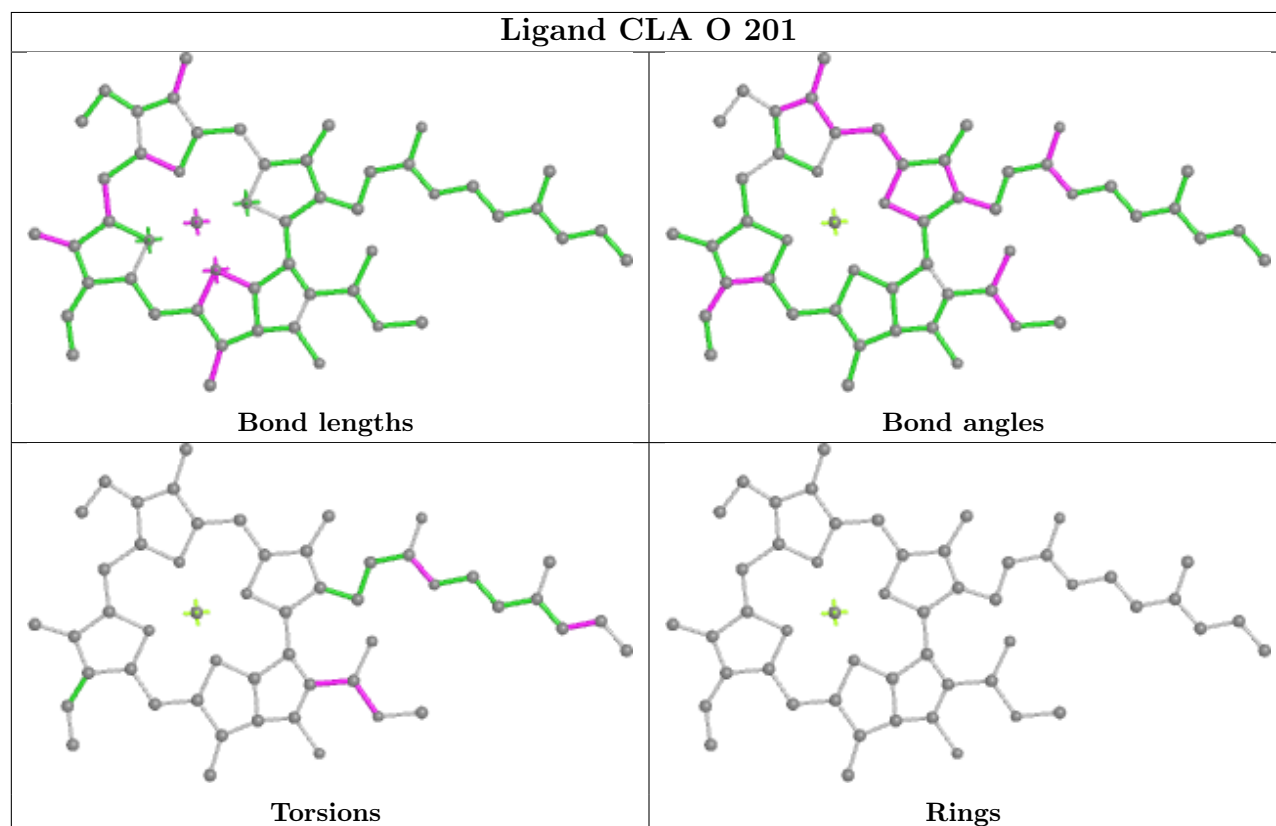
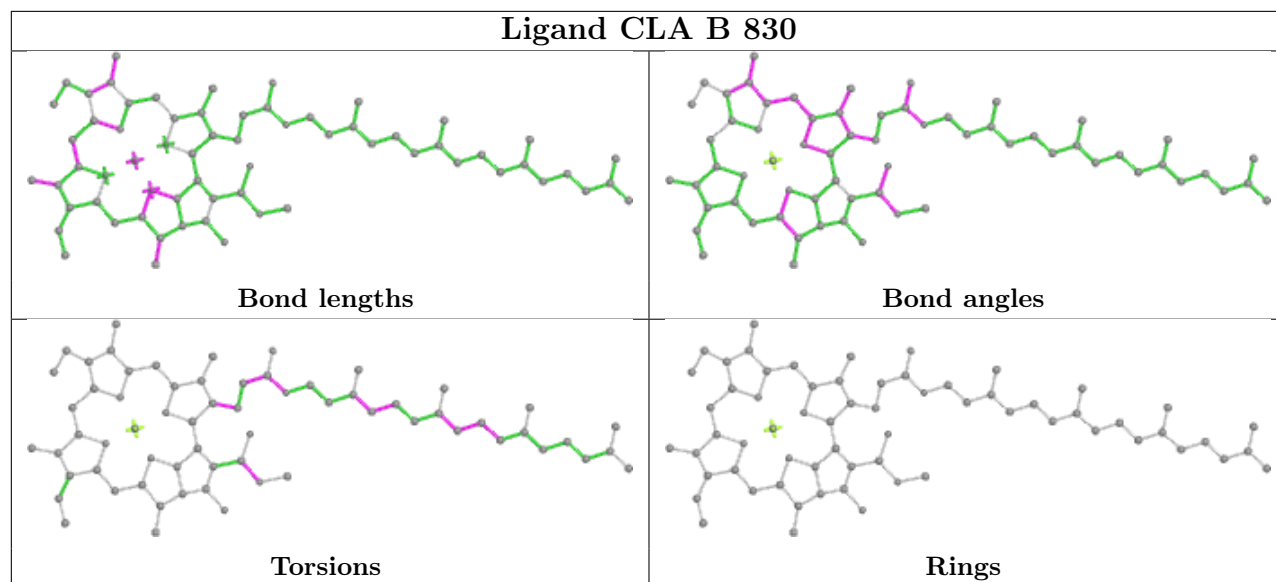
The following is a two-dimensional graphical depiction of Mogul quality analysis of bond lengths, bond angles, torsion angles, and ring geometry for all instances of the Ligand of Interest. In addition, ligands with molecular weight > 250 and outliers as shown on the validation Tables will also be included. For torsion angles, if less than 5% of the Mogul distribution of torsion angles is within 10 degrees of the torsion angle in question, then that torsion angle is considered an outlier. Any bond that is central to one or more torsion angles identified as an outlier by Mogul will be highlighted in the graph. For rings, the root-mean-square deviation (RMSD) between the ring in question and similar rings identified by Mogul is calculated over all ring torsion angles. If the average RMSD is greater than 60 degrees and the minimal RMSD between the ring in question and any Mogul-identified rings is also greater than 60 degrees, then that ring is considered an outlier. The outliers are highlighted in purple. The color gray indicates Mogul did not find sufficient equivalents in the CSD to analyse the geometry.

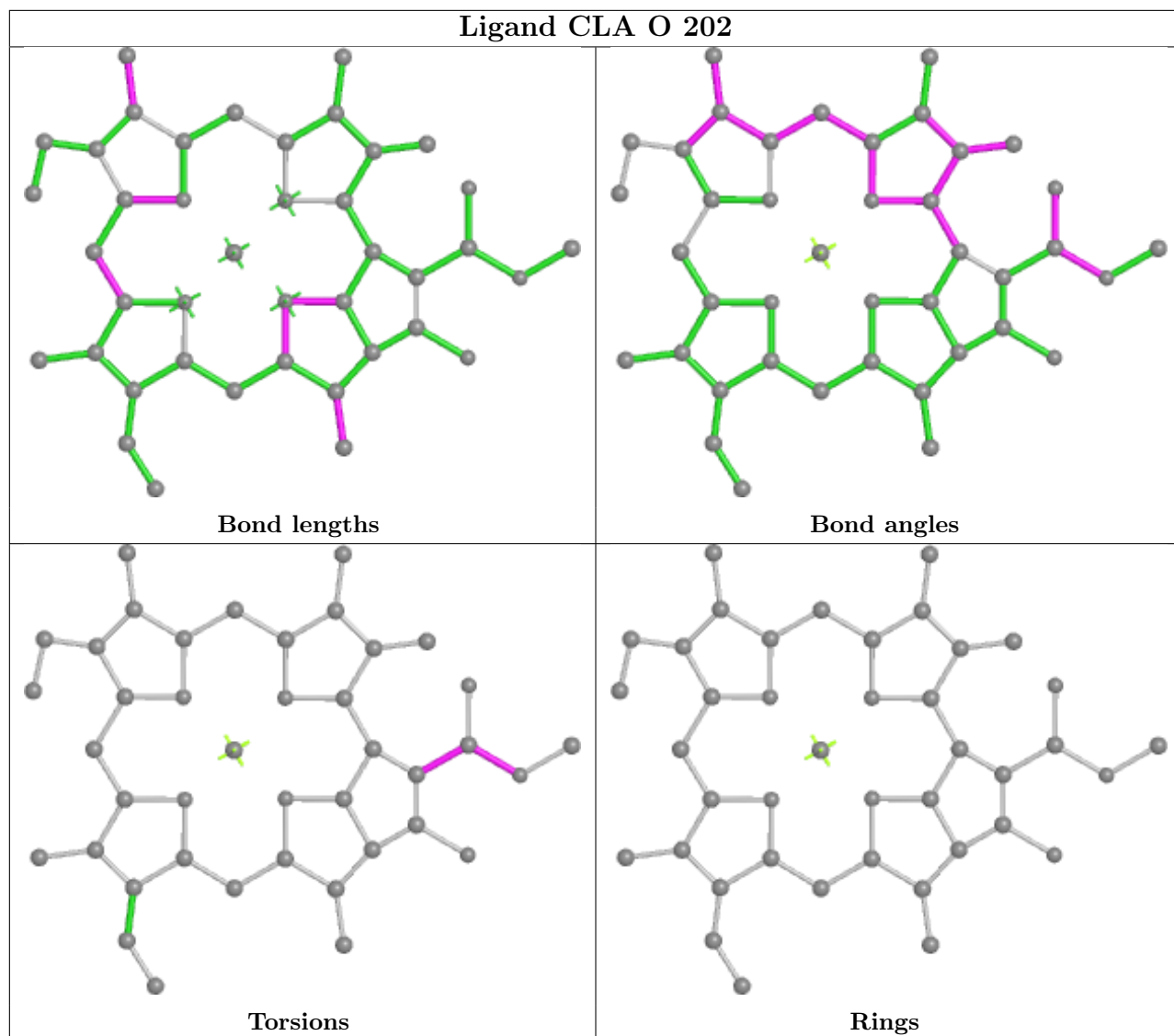


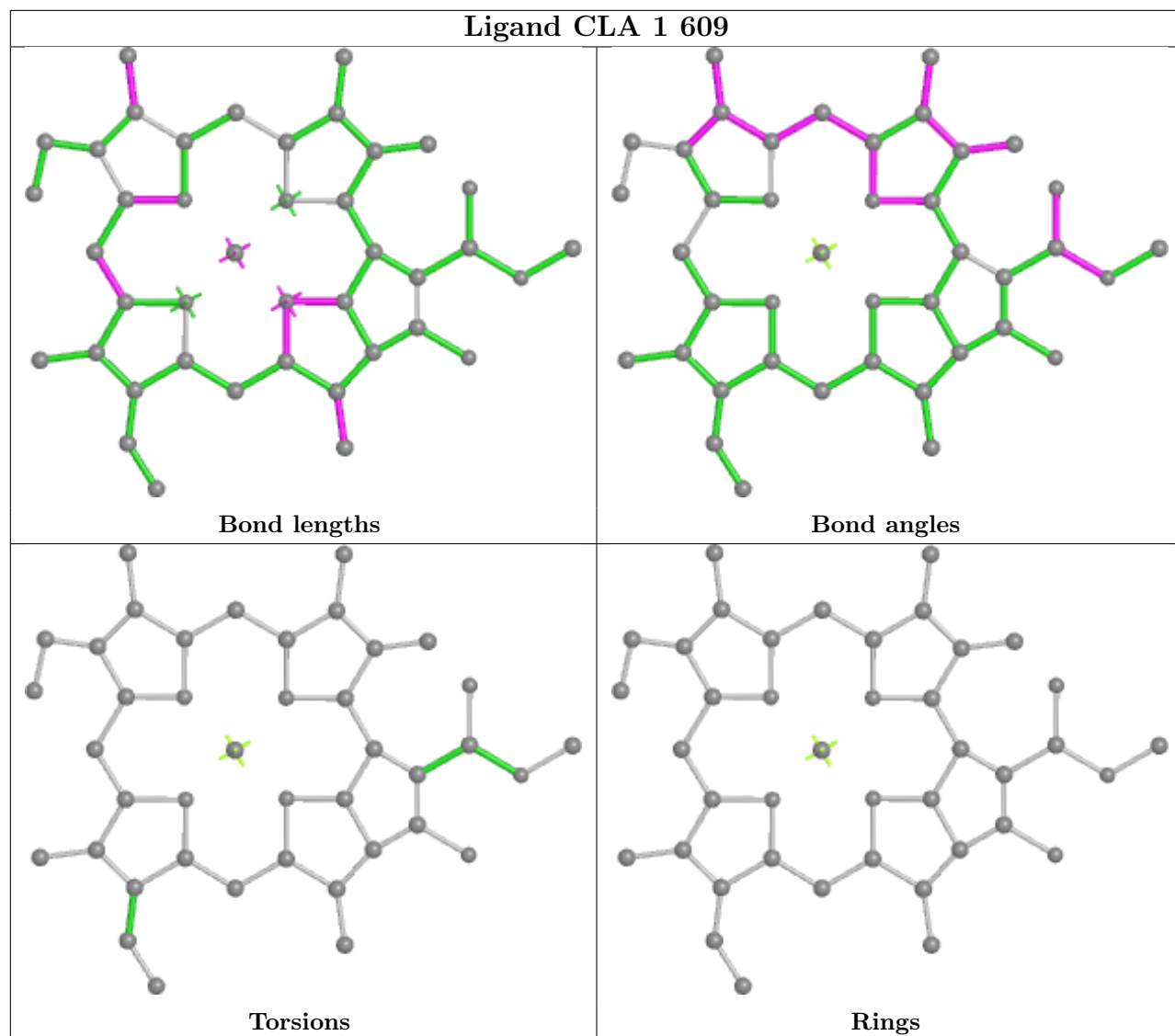


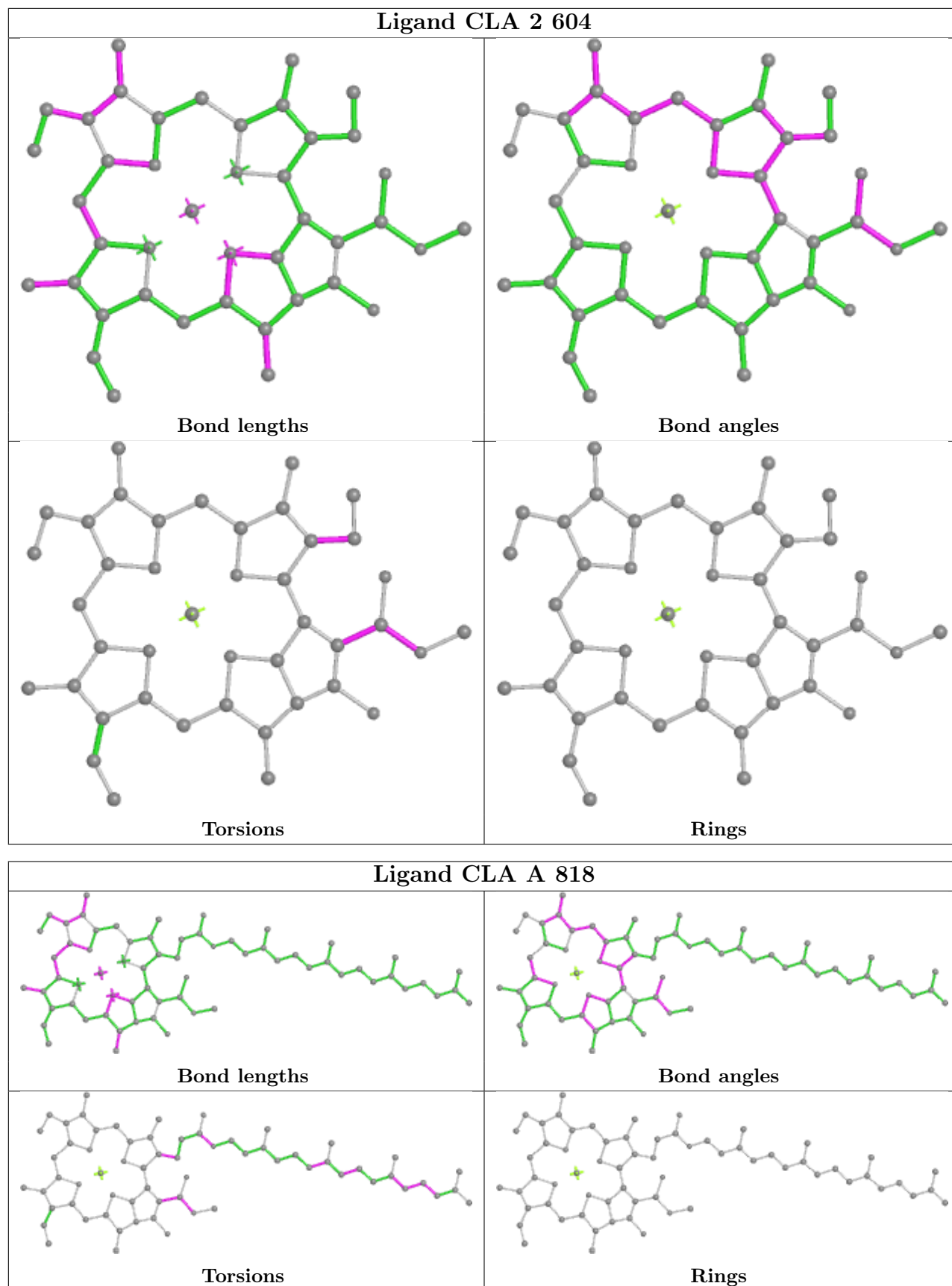


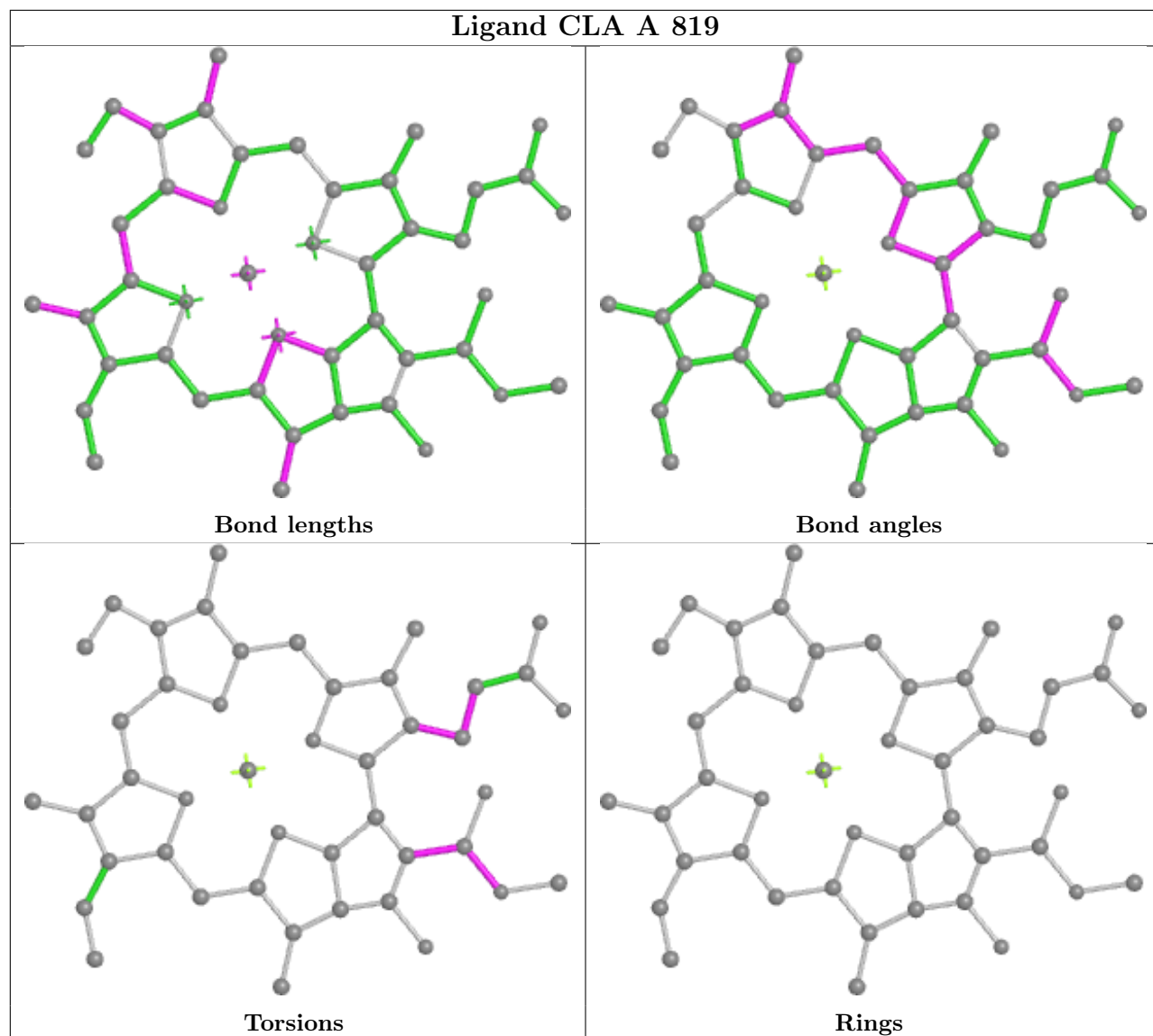


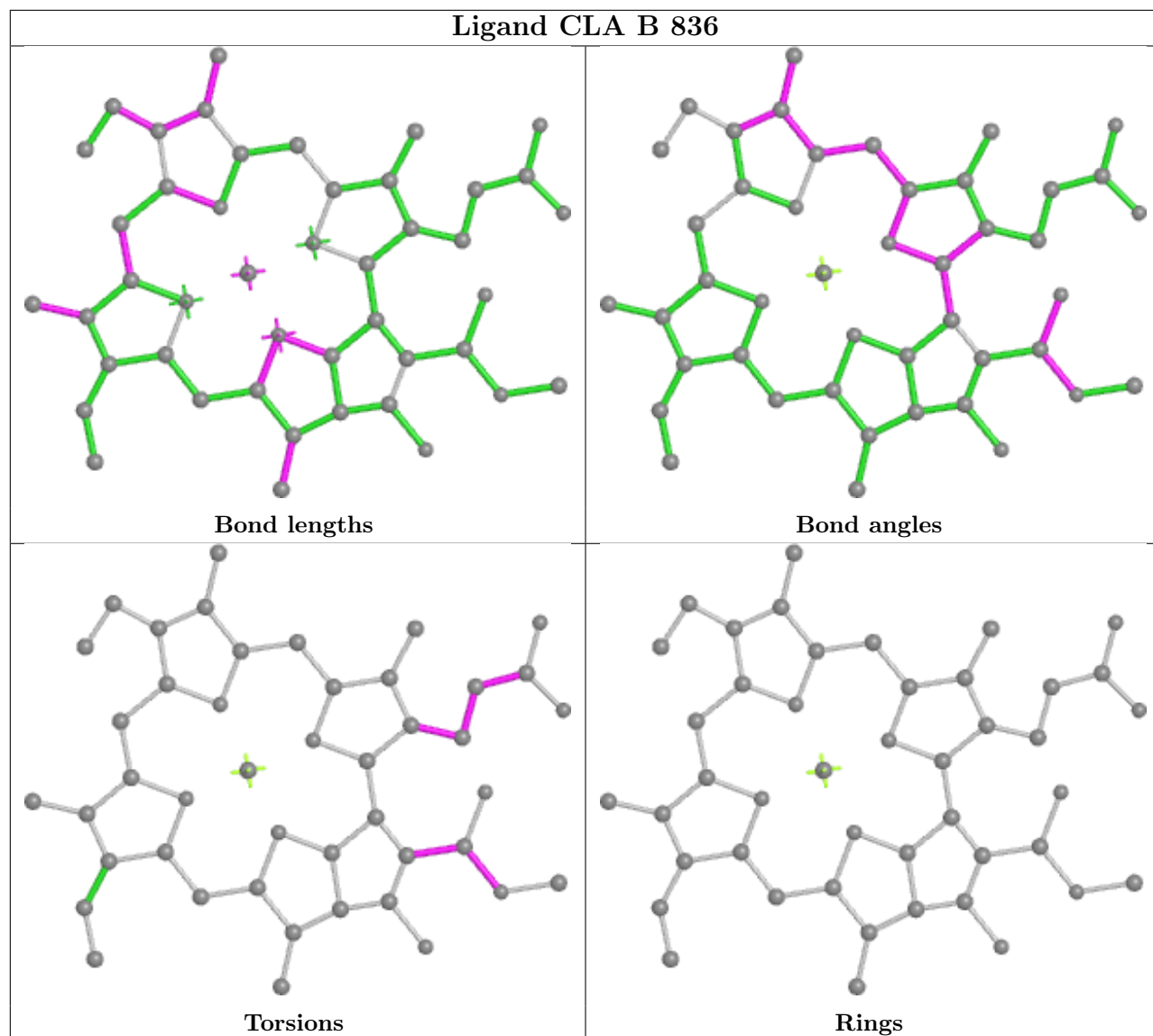


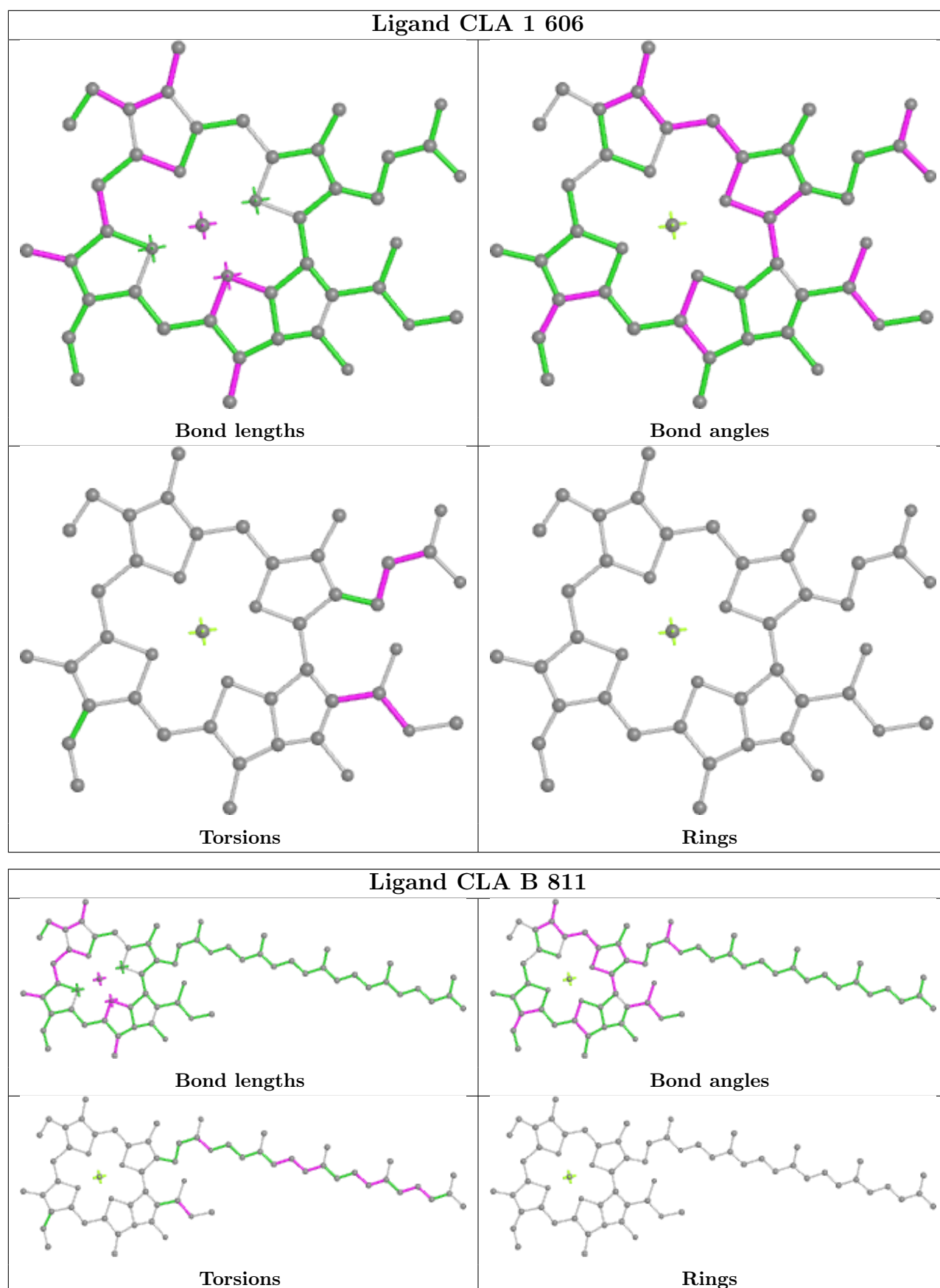


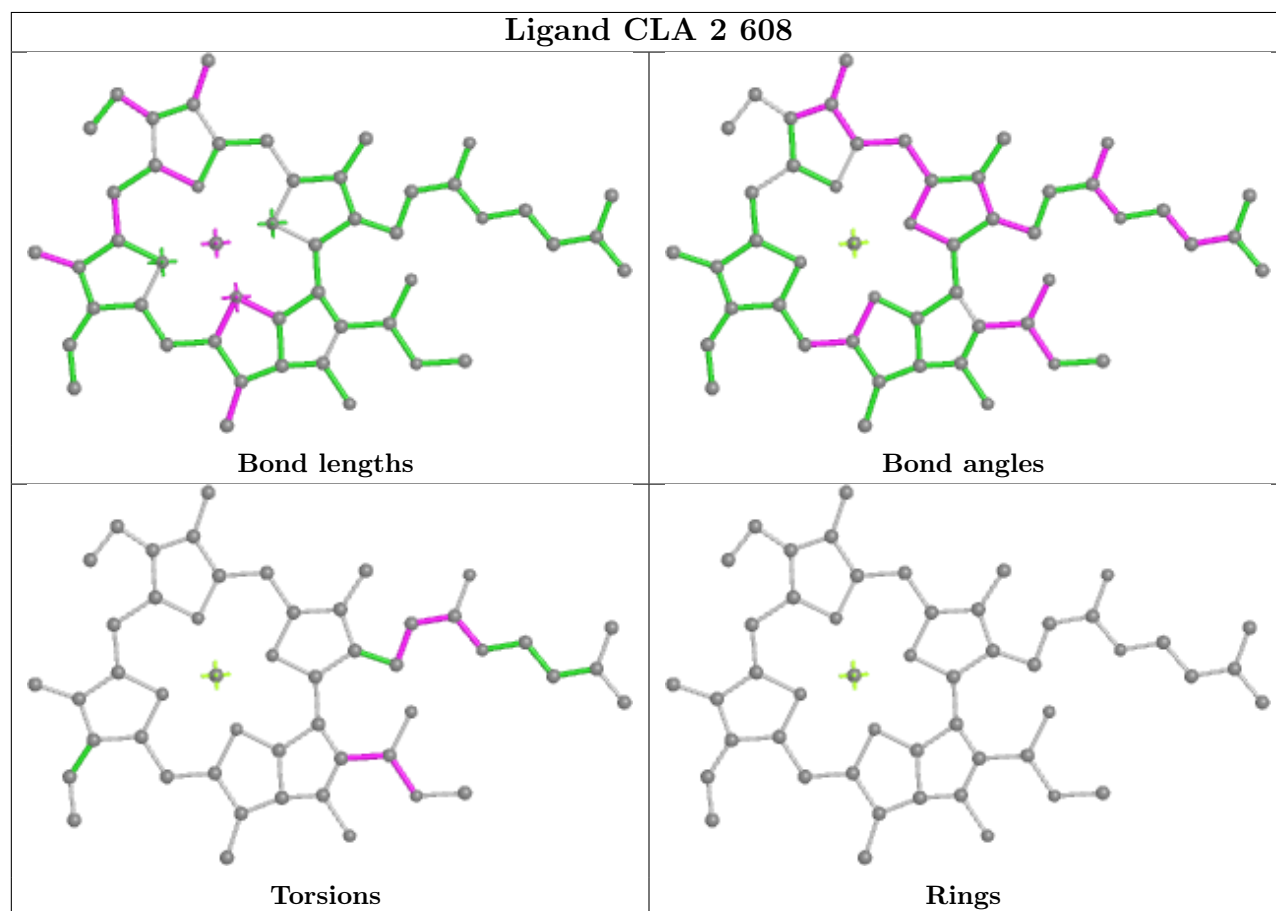
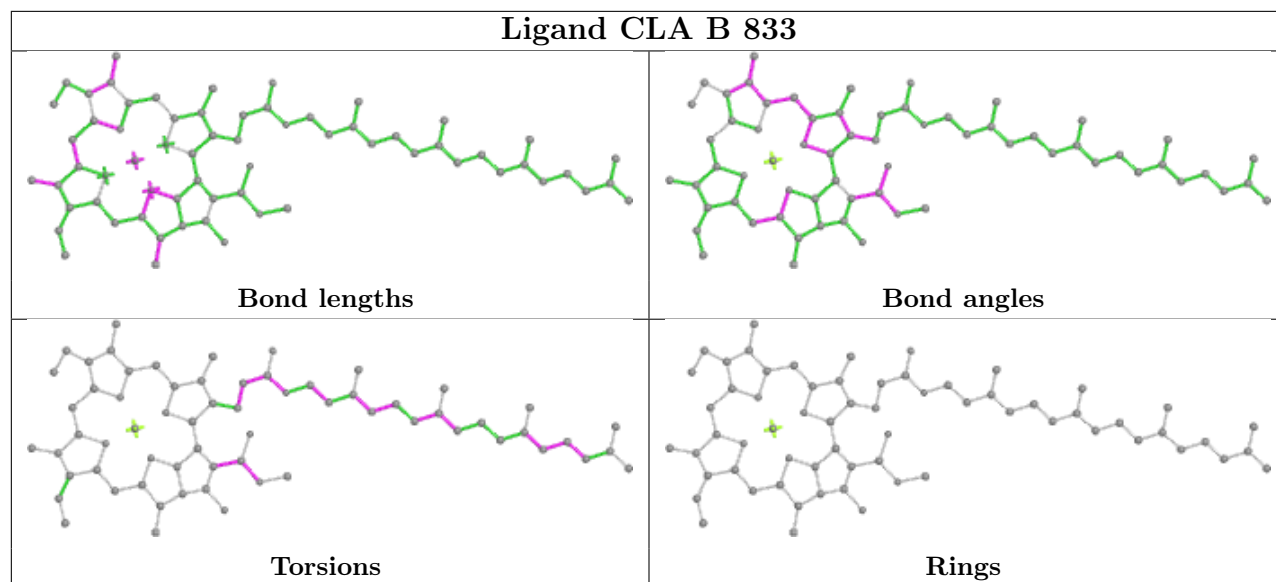


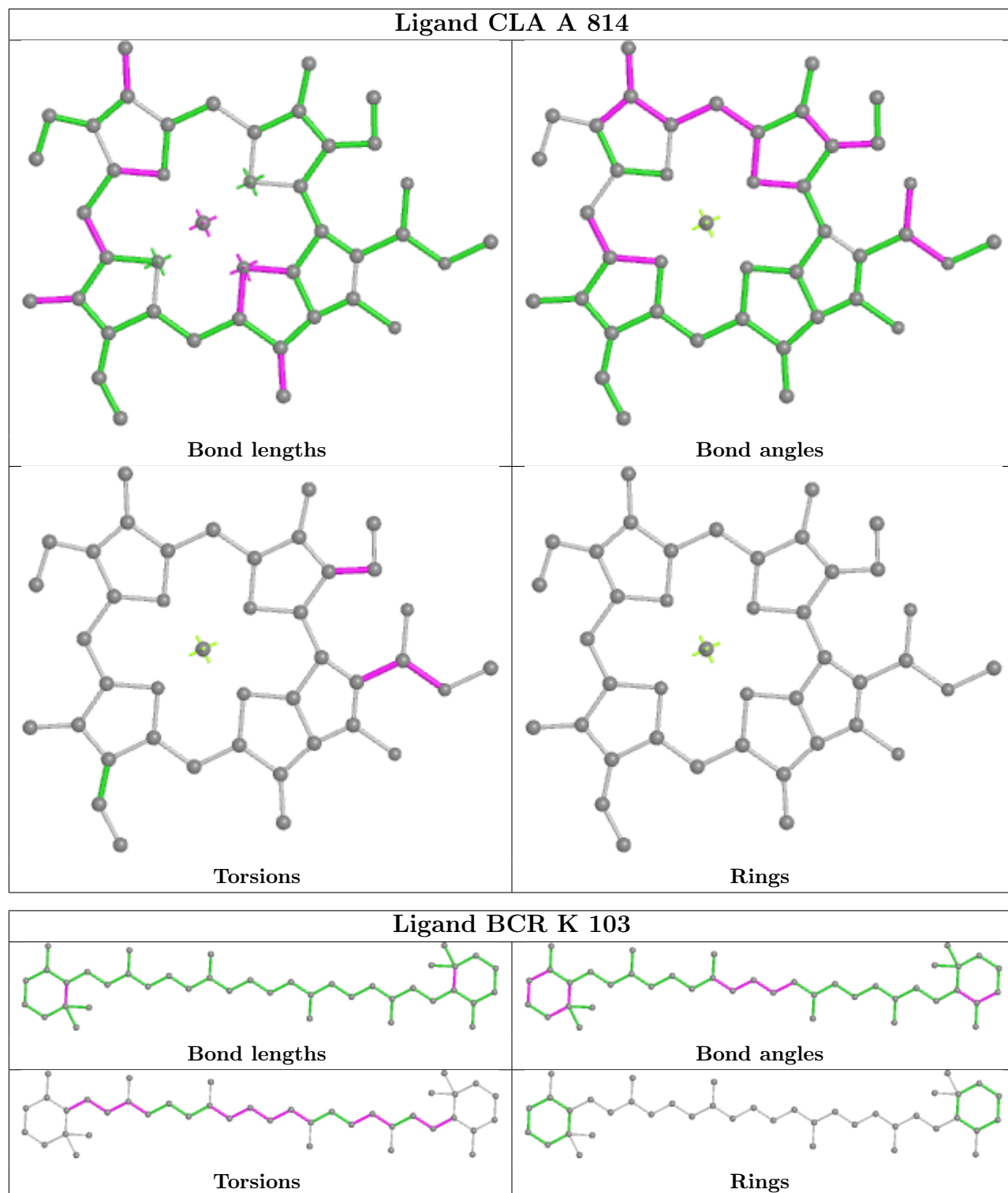


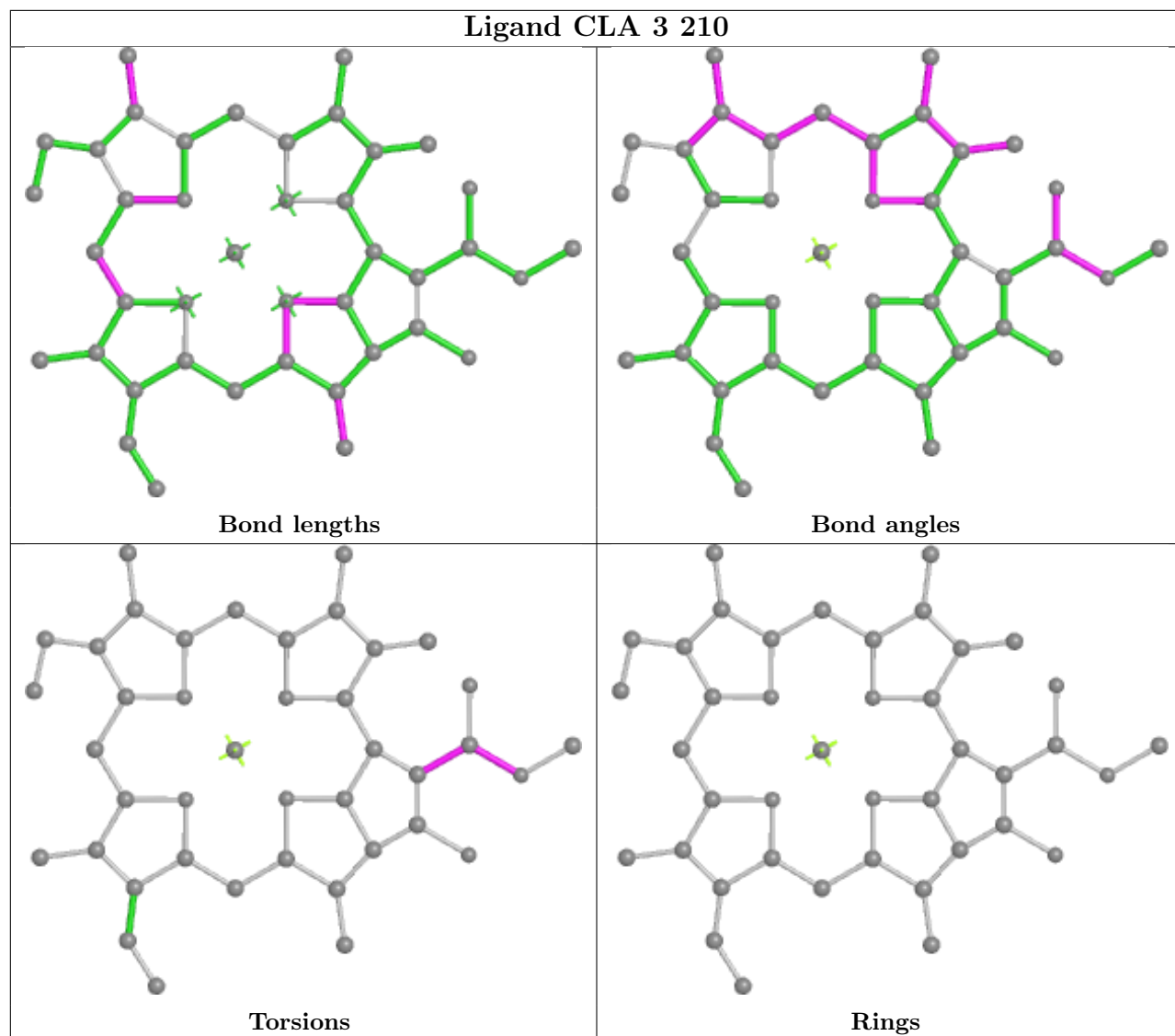


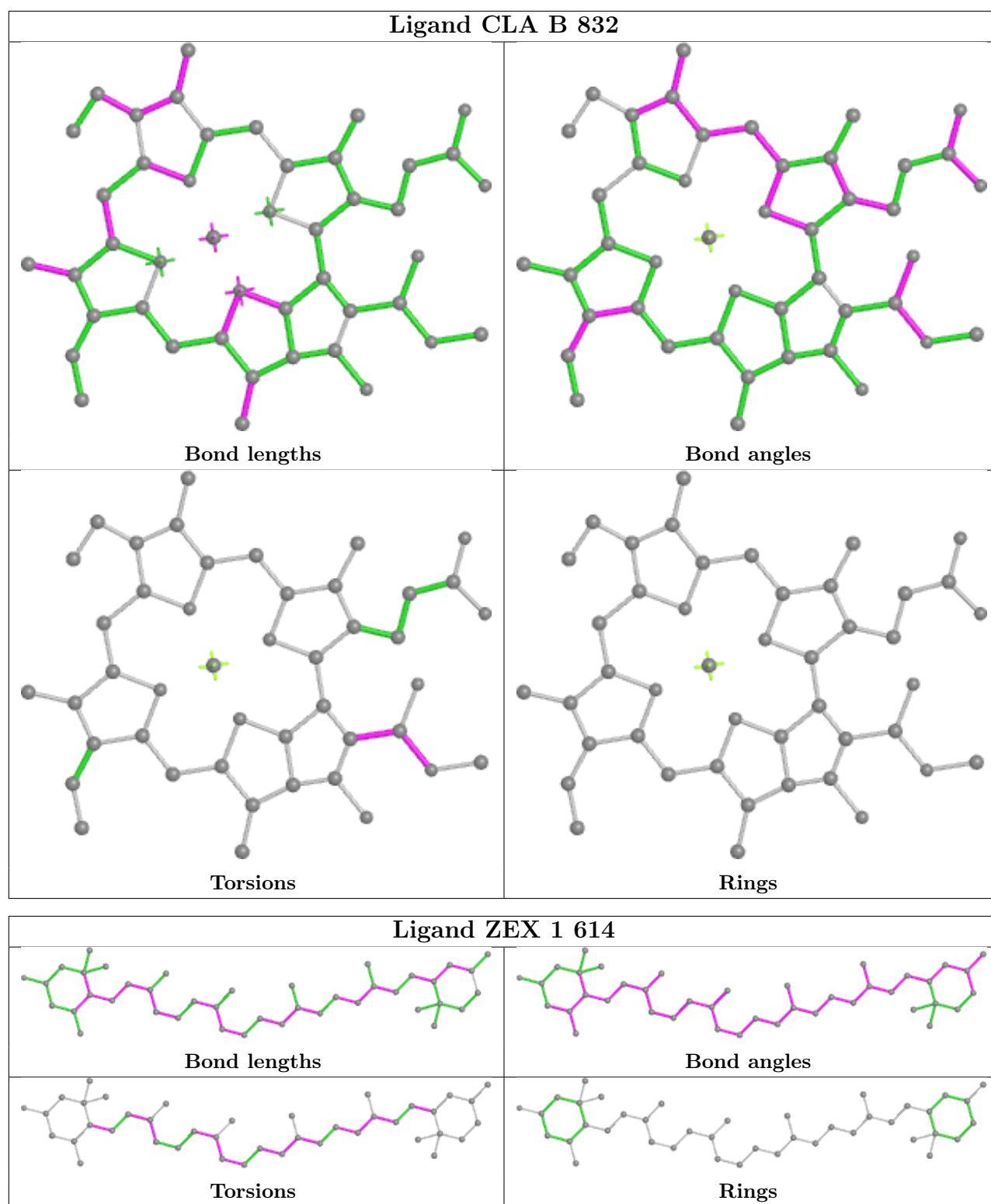


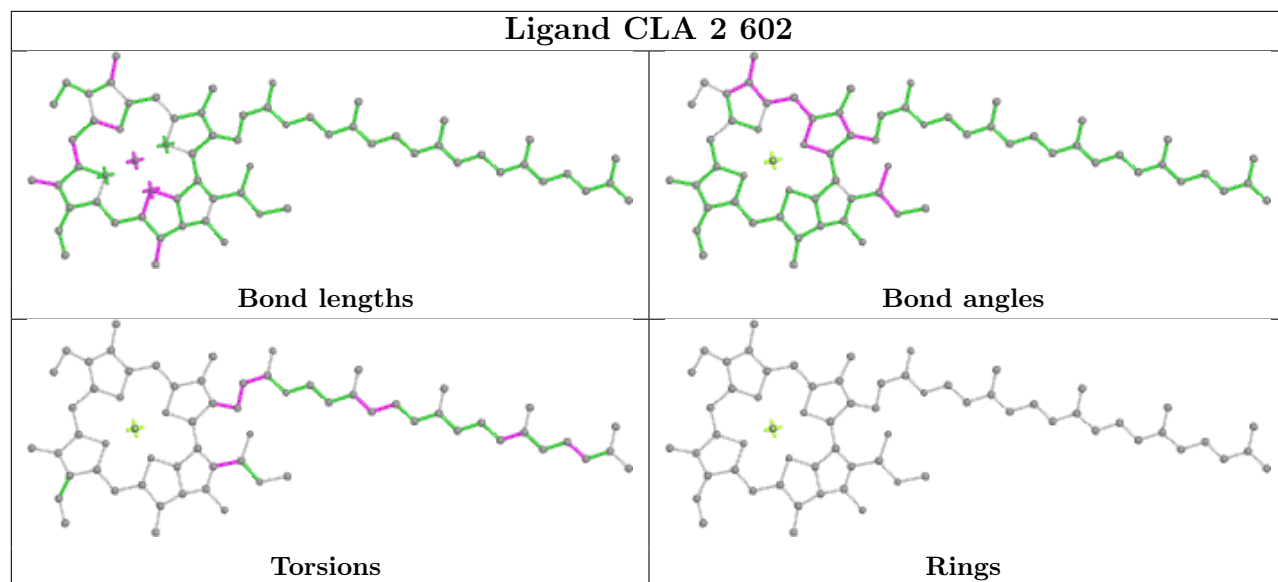


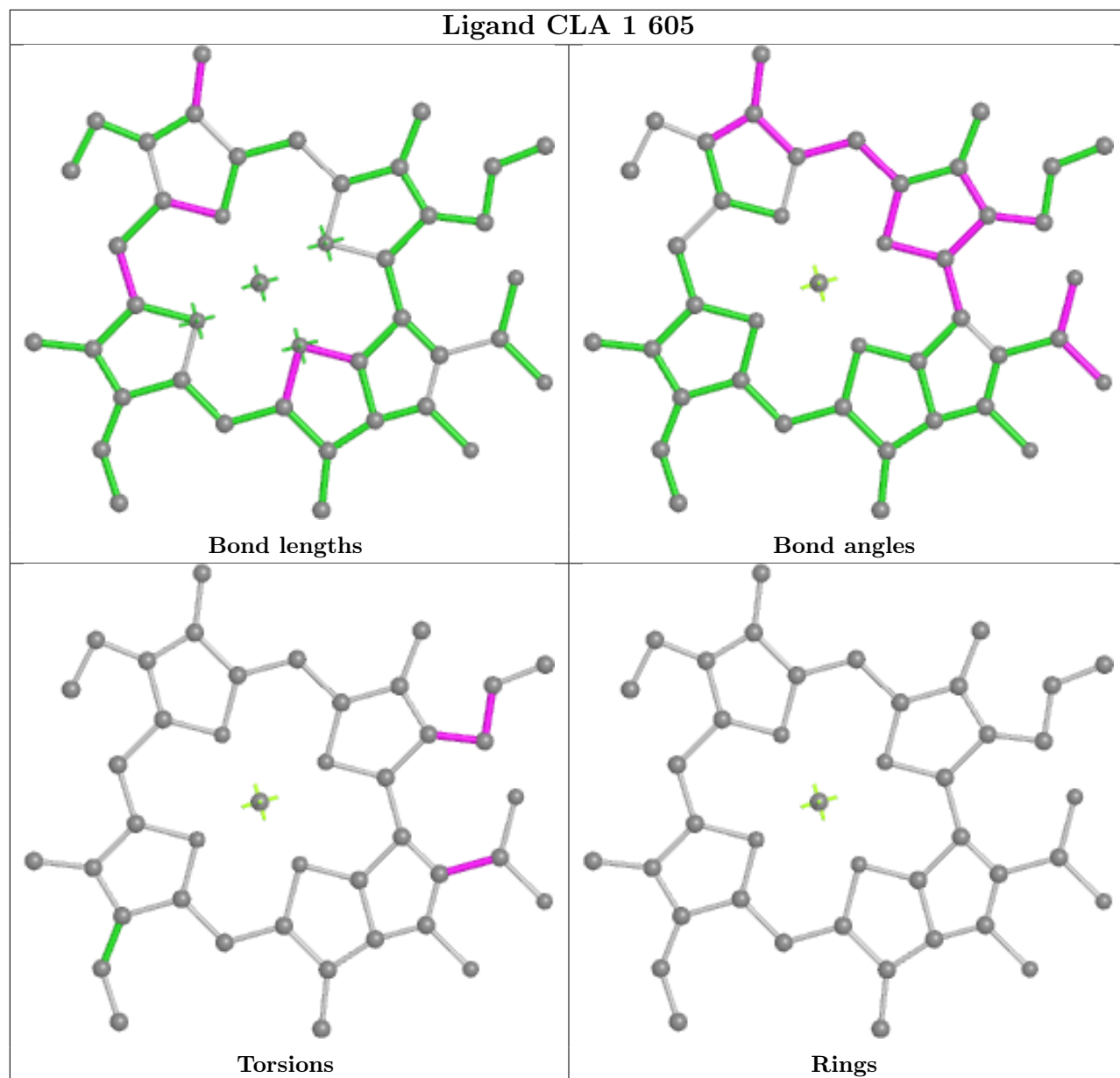


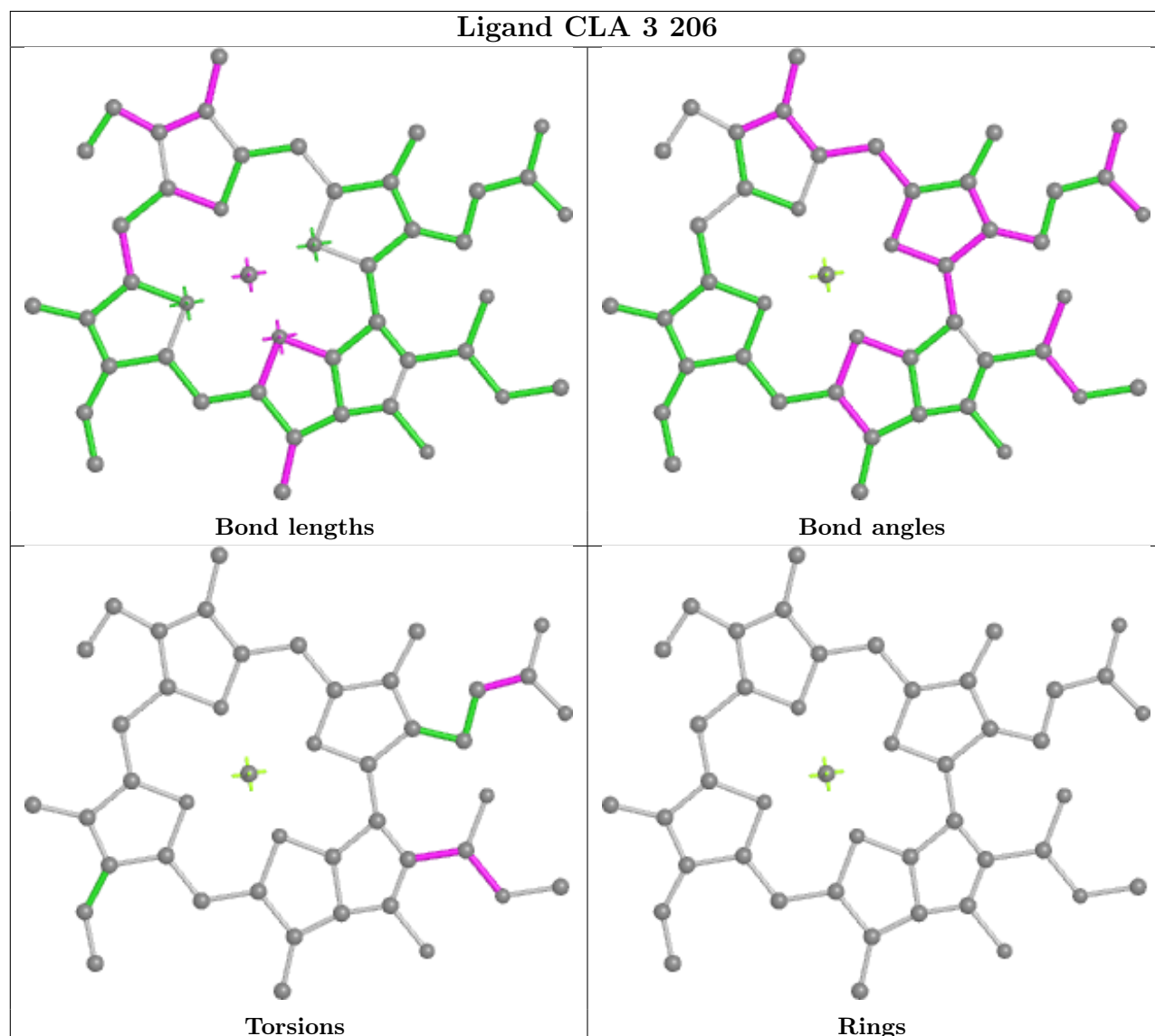
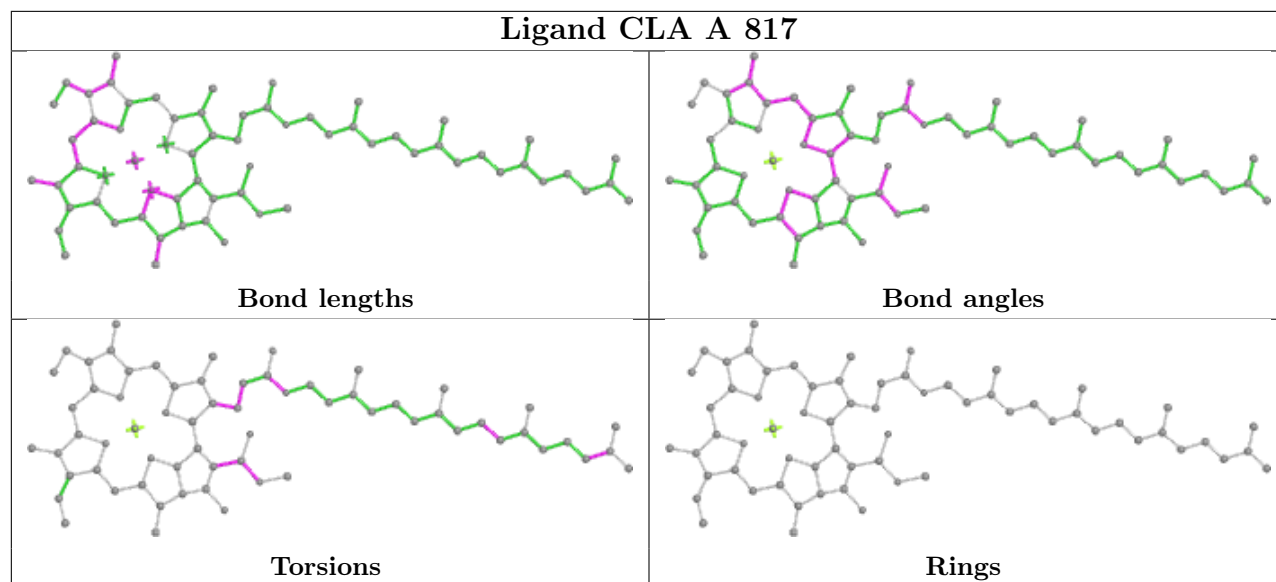


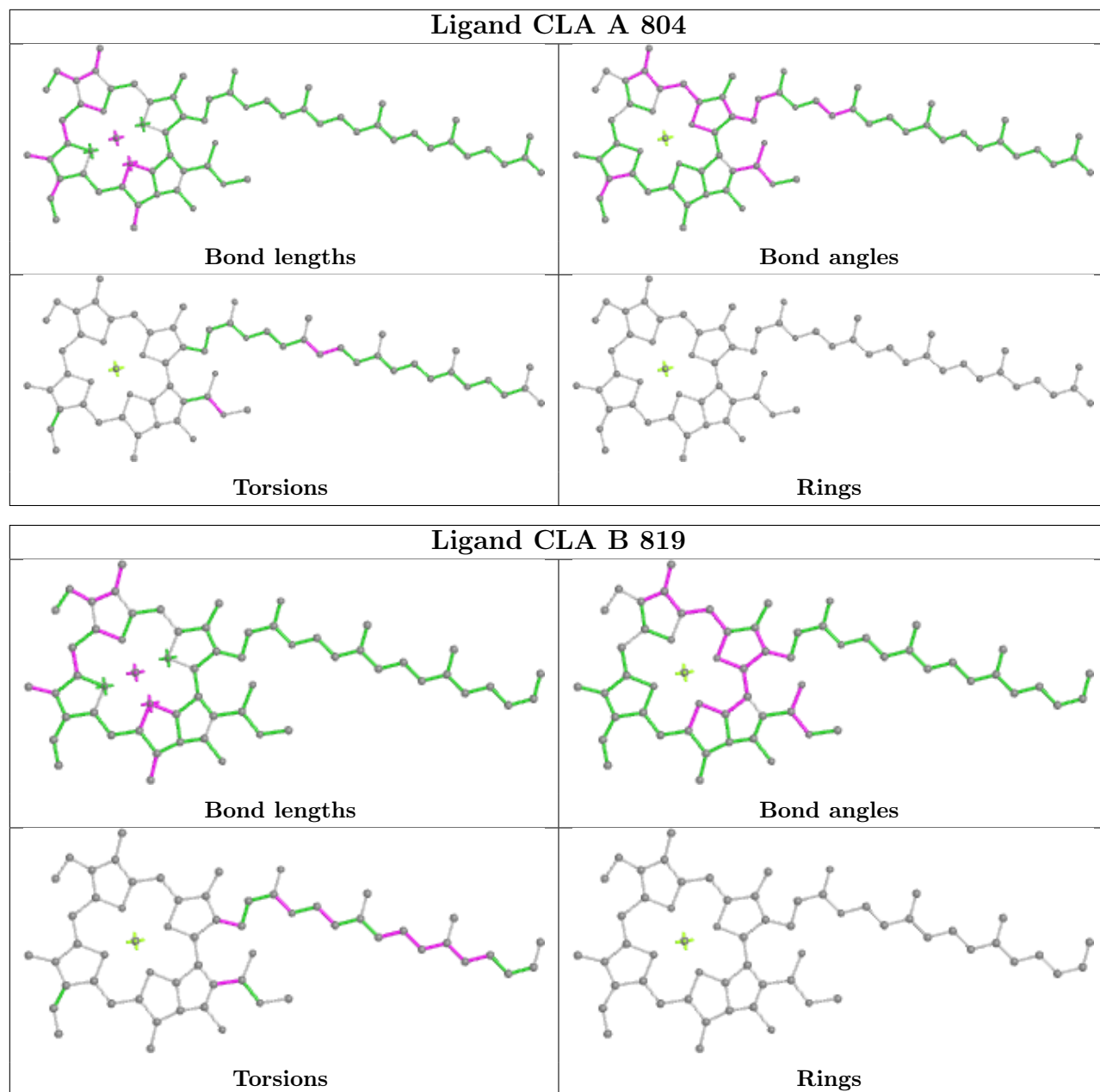


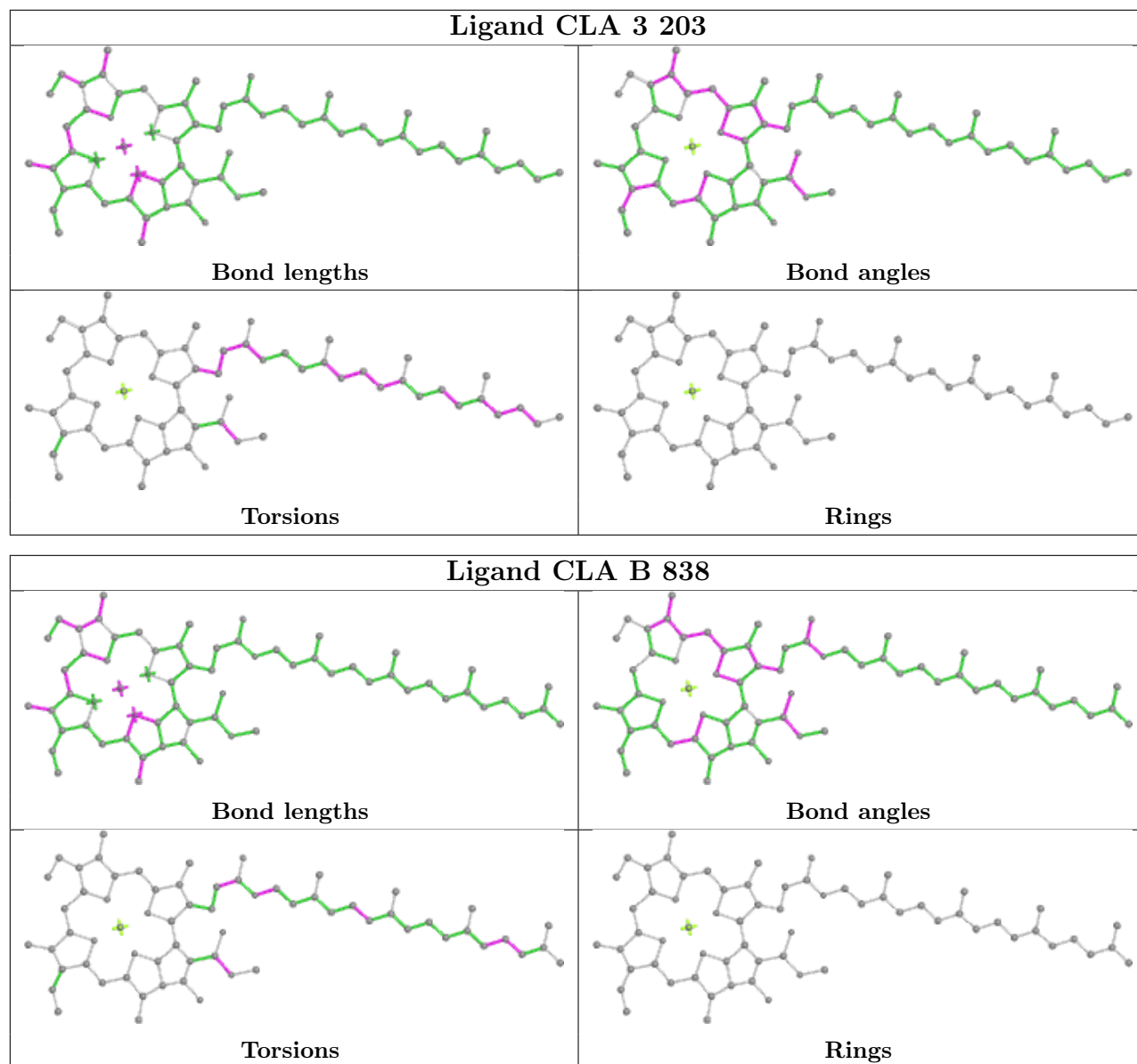


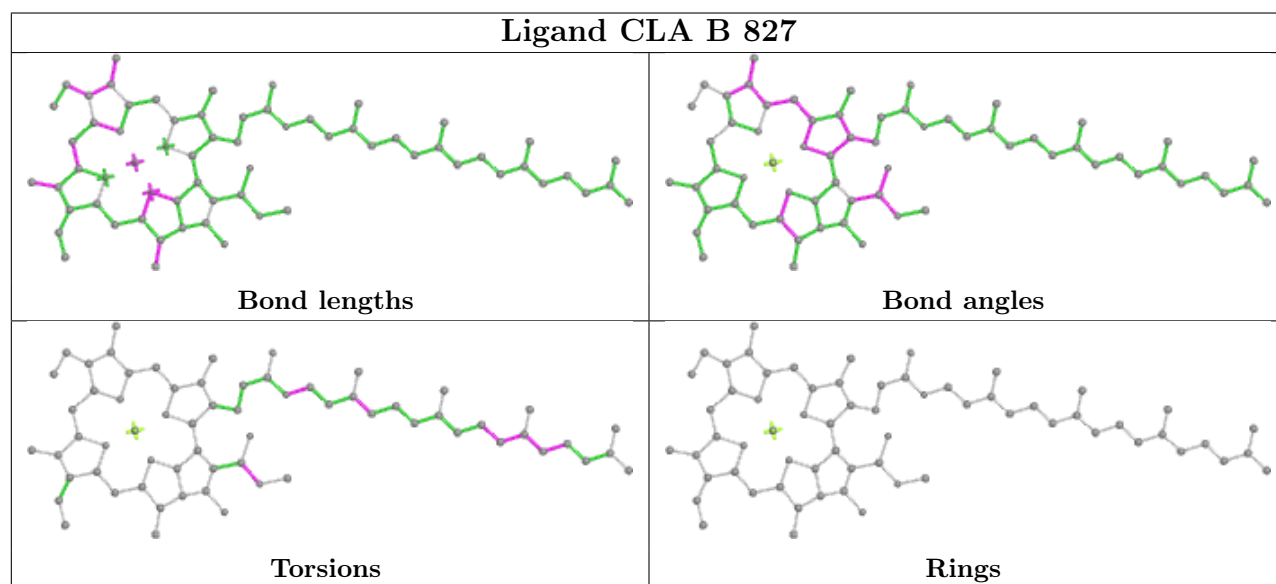
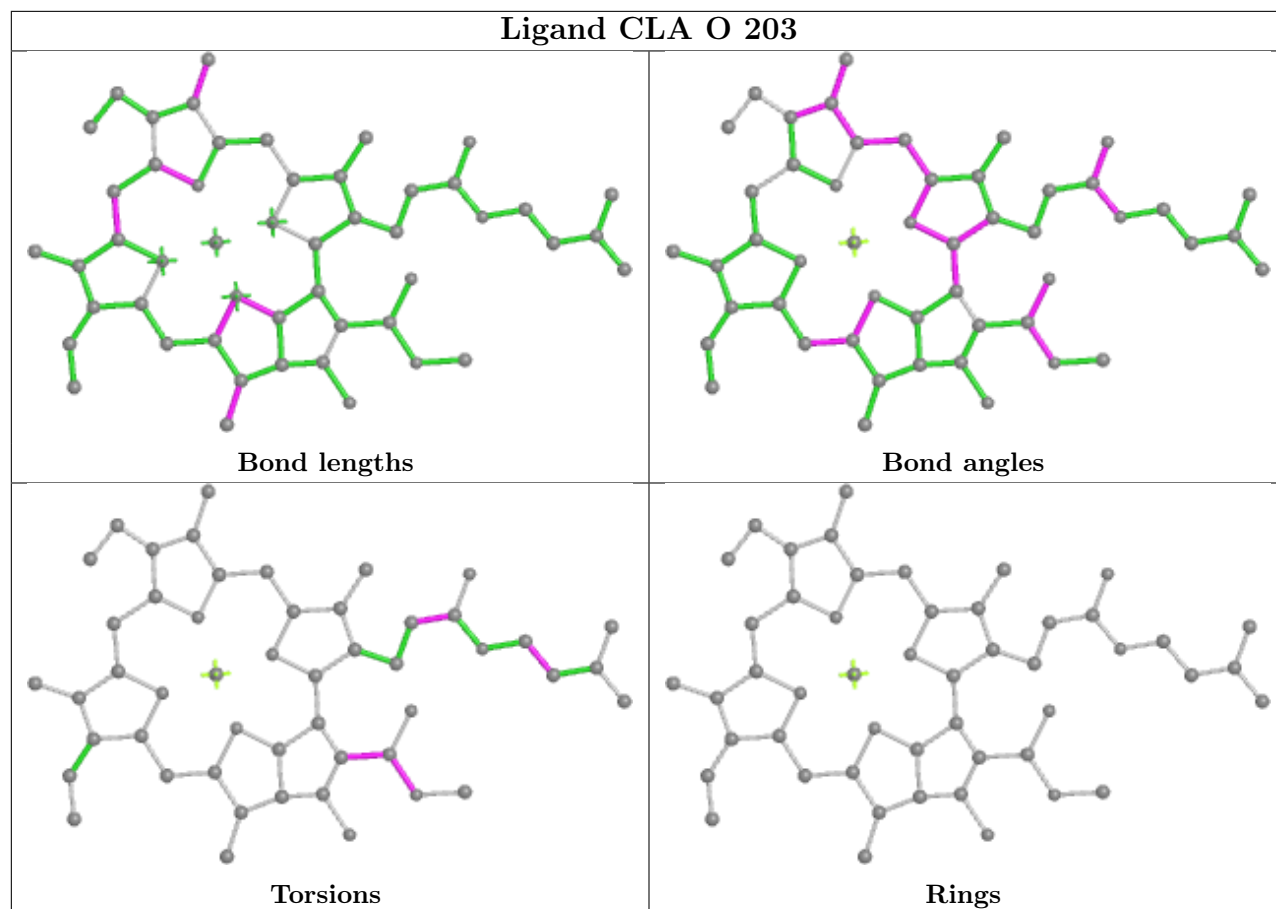


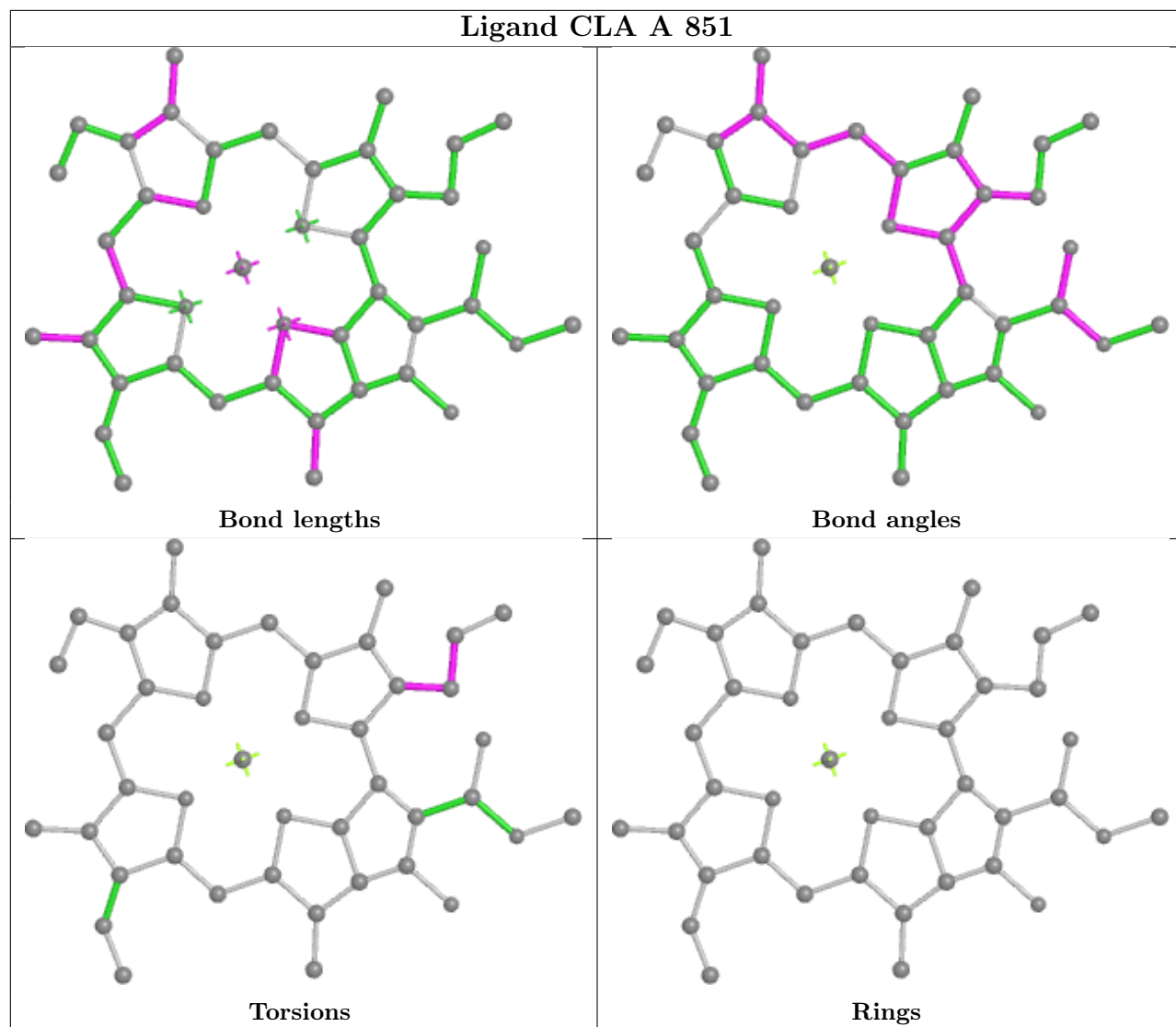


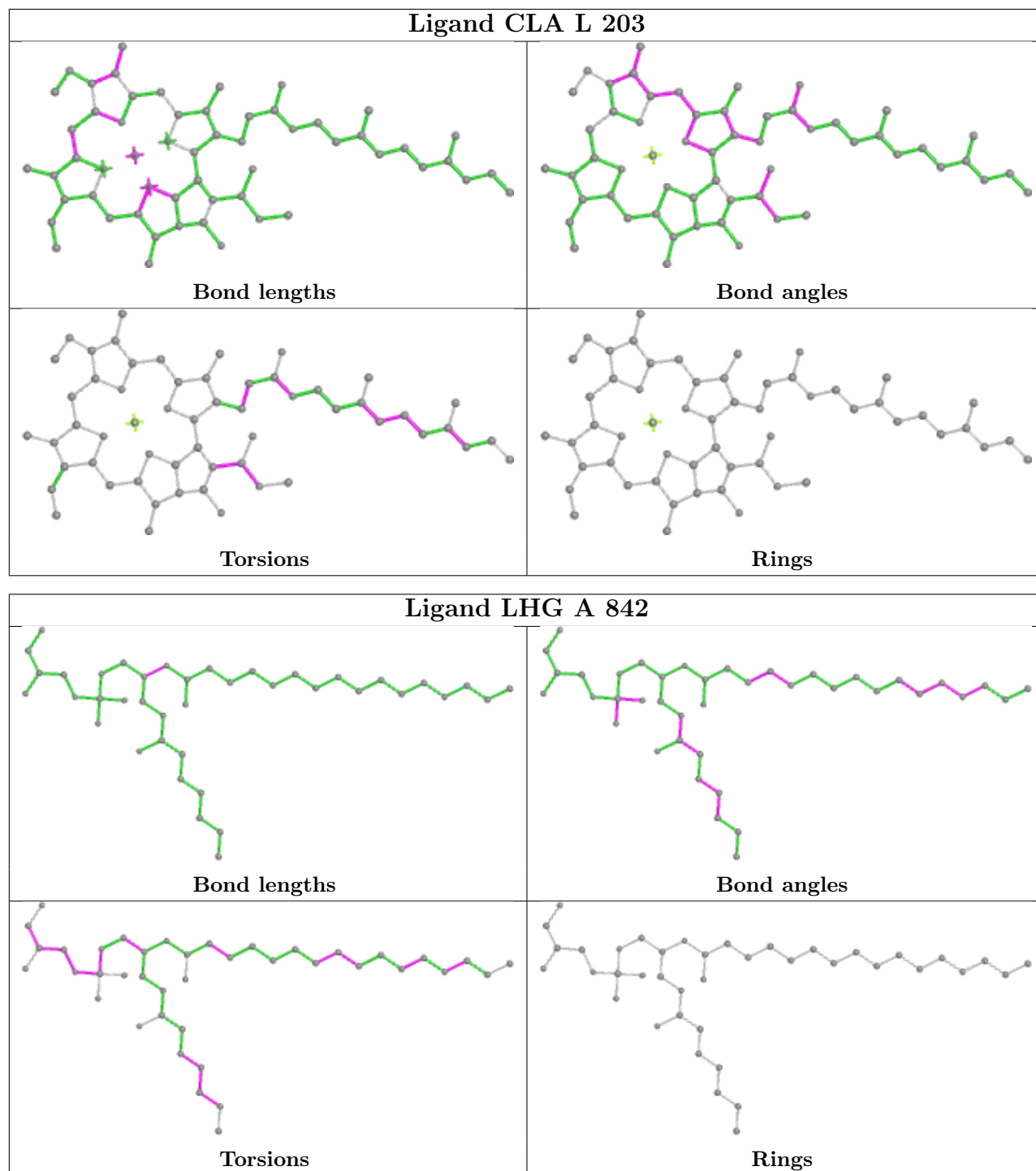





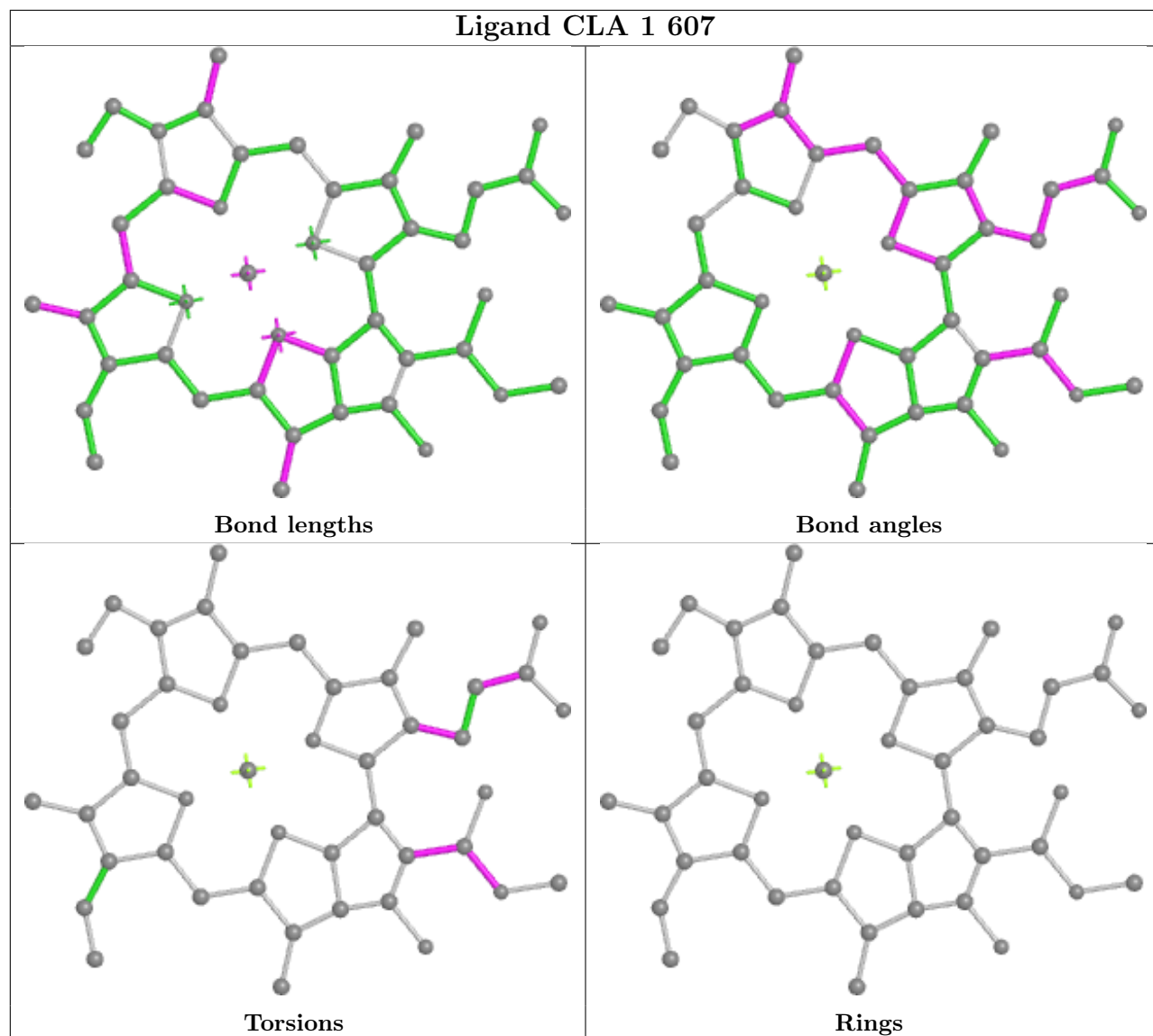


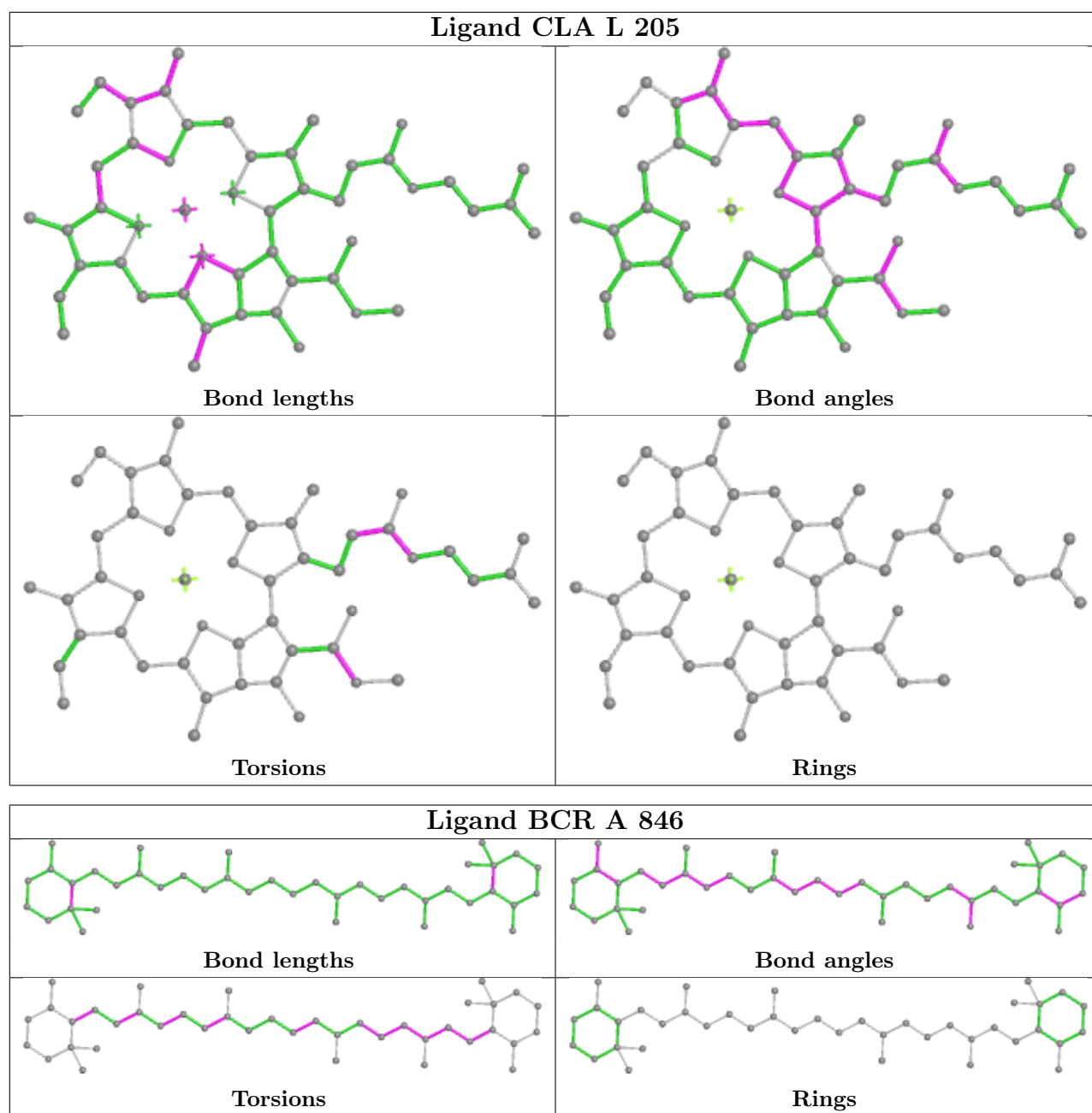


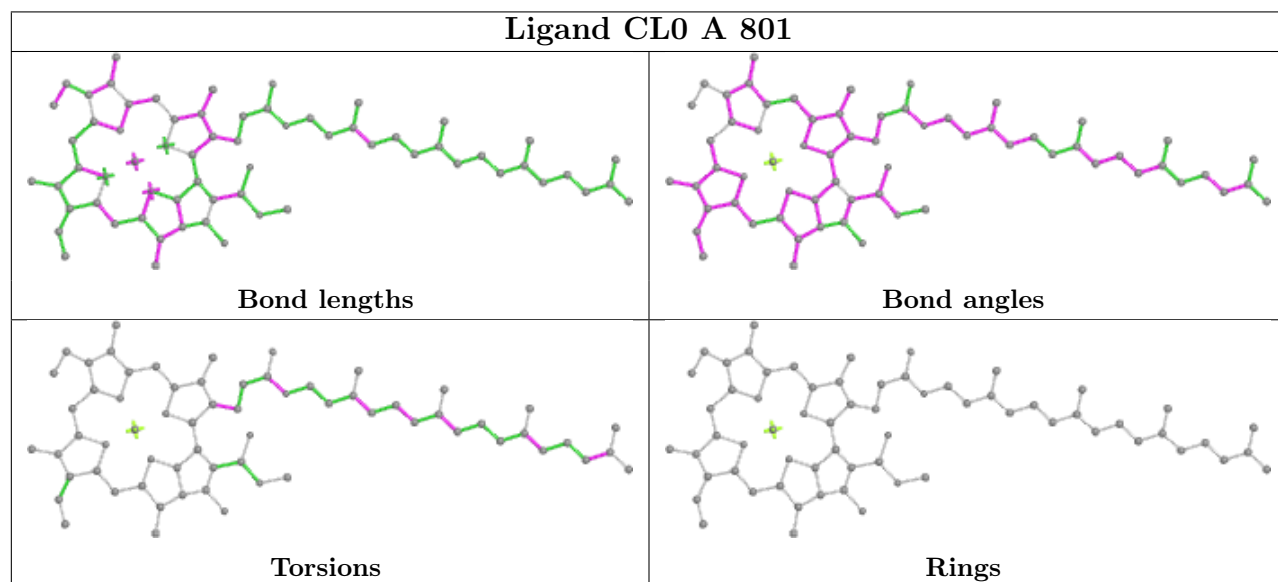
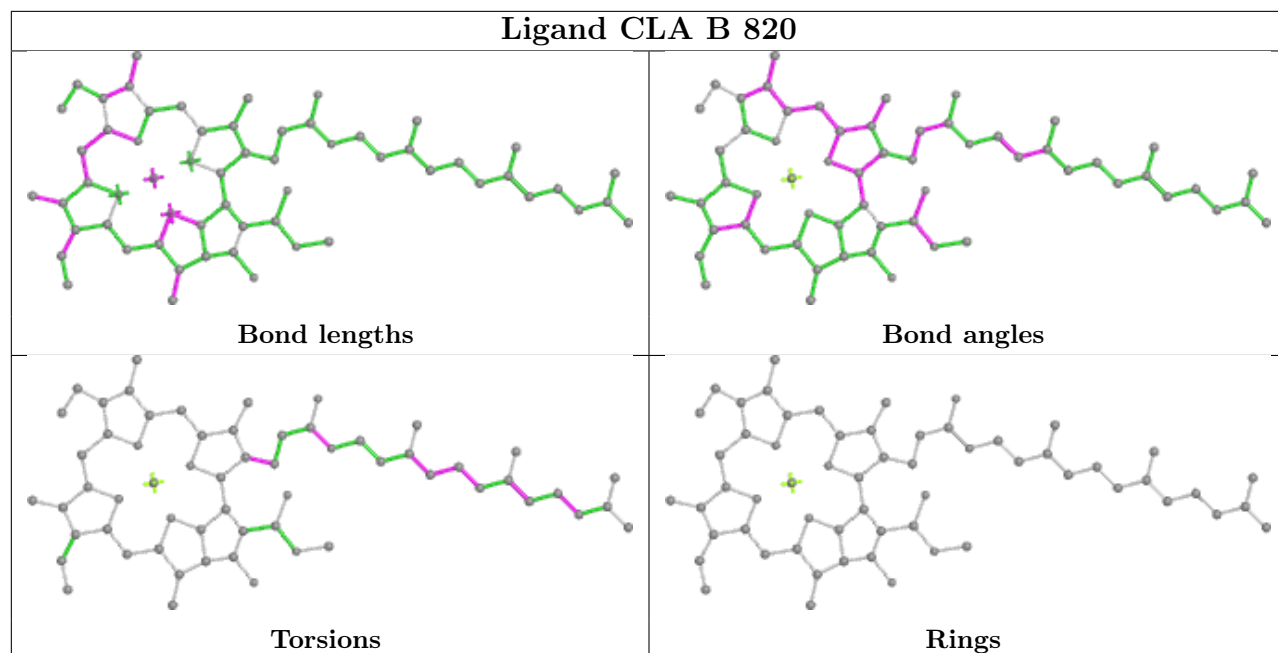


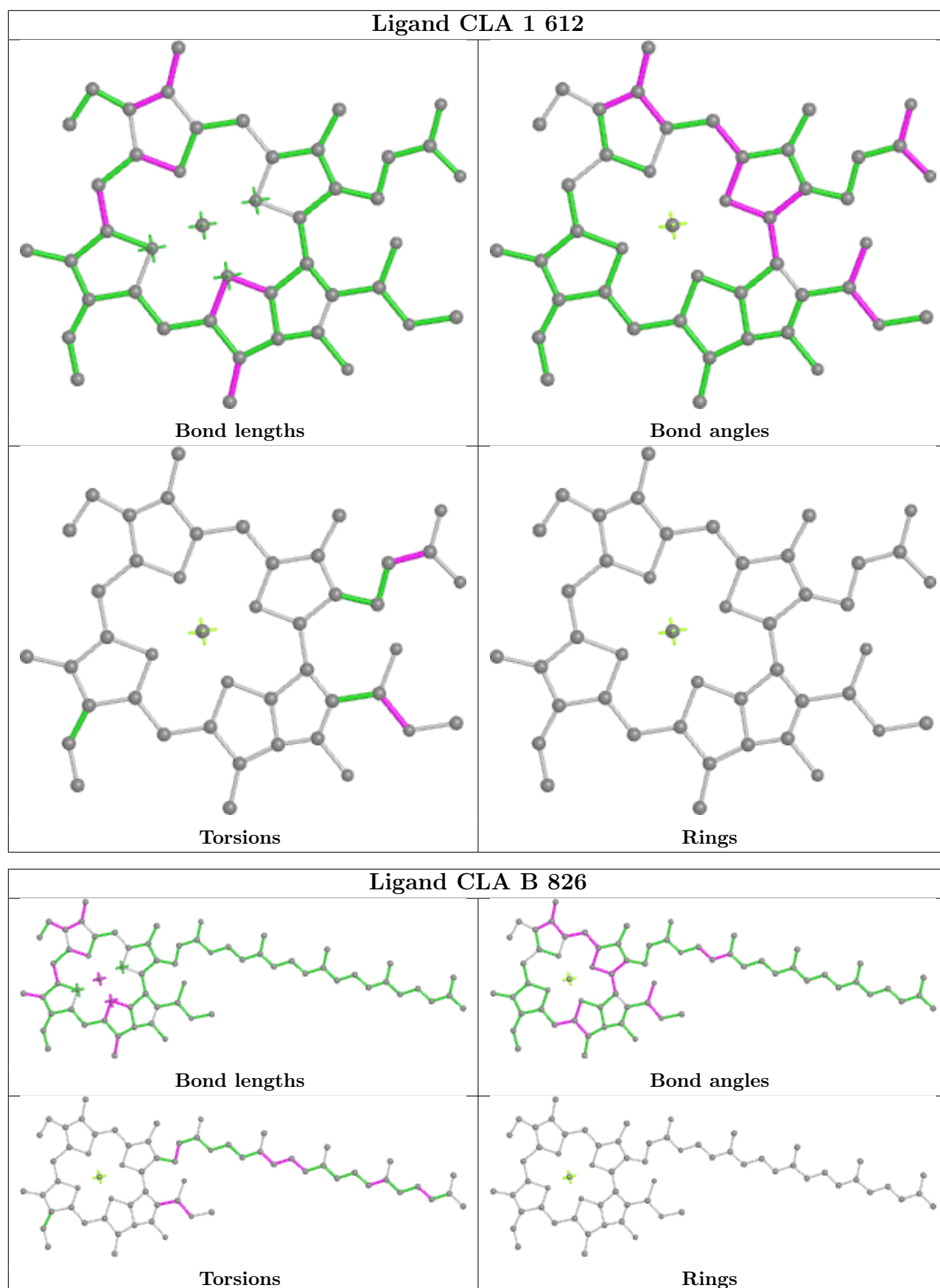


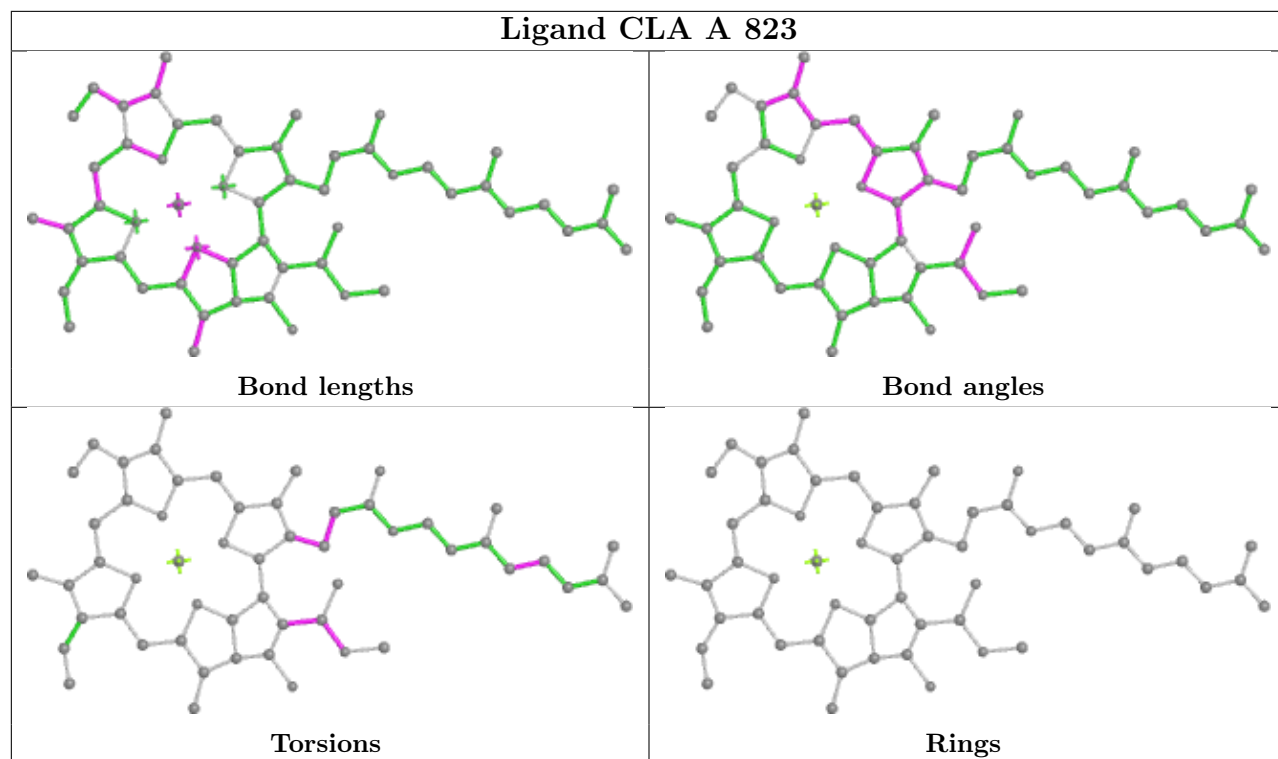


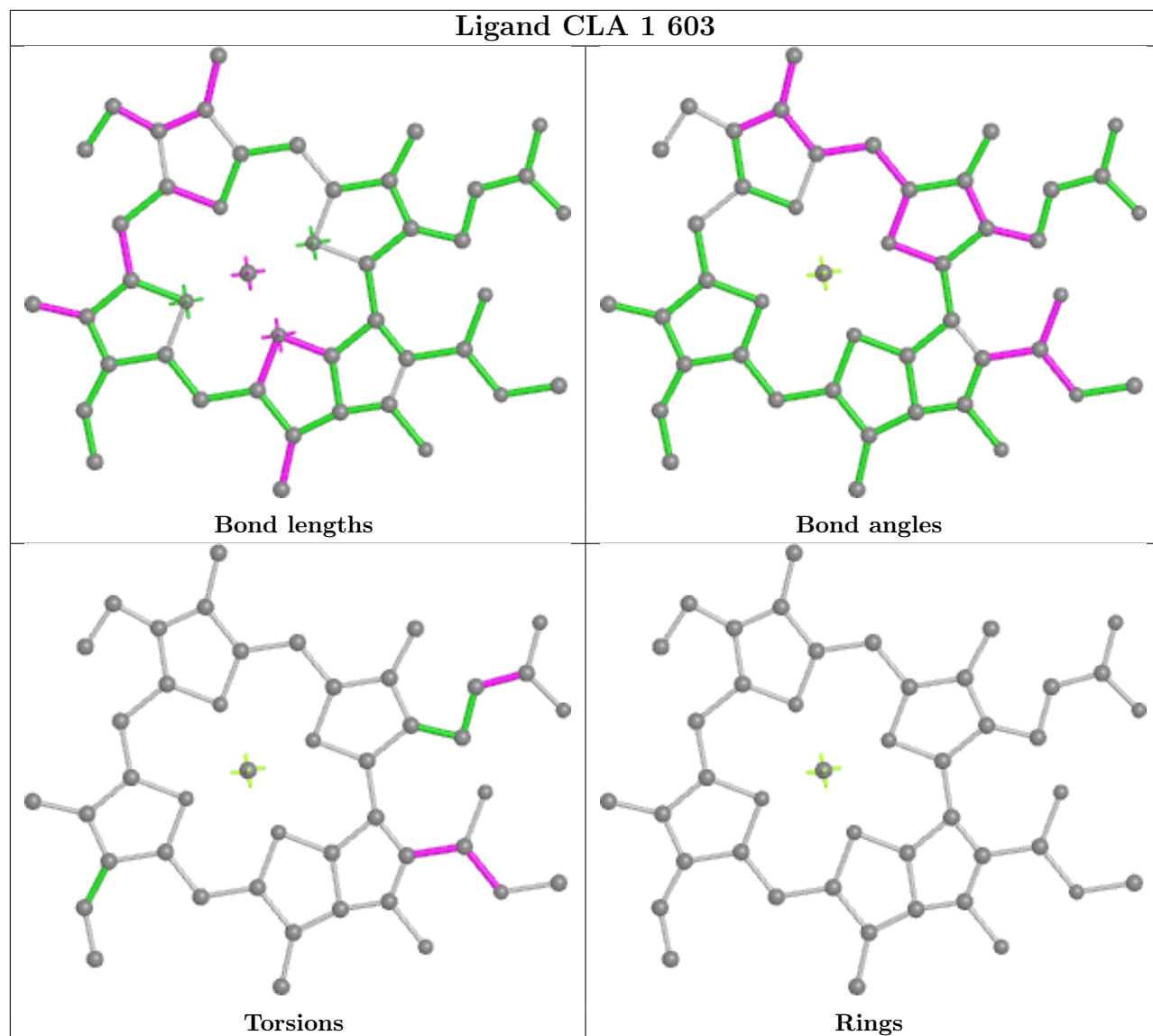


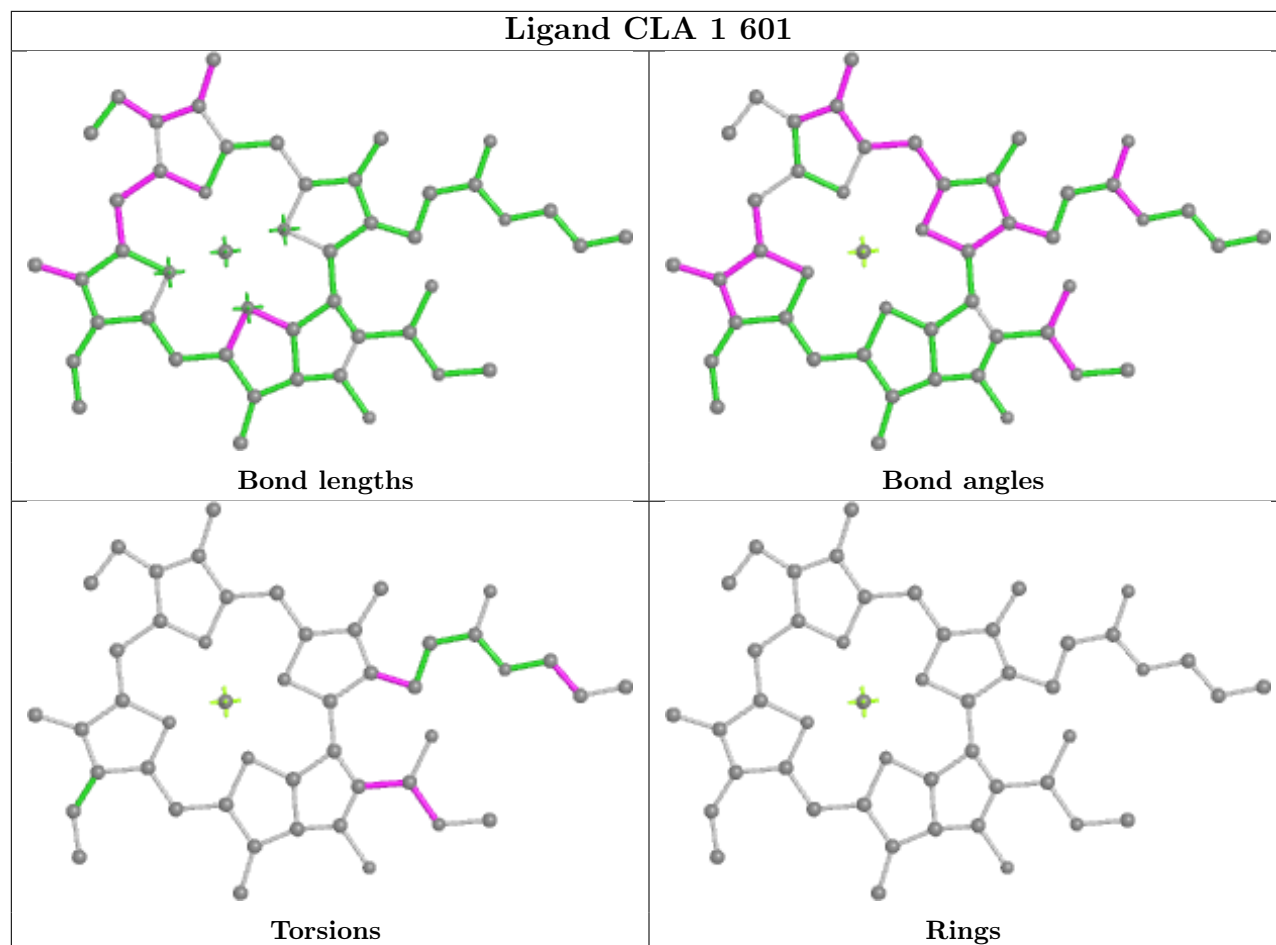


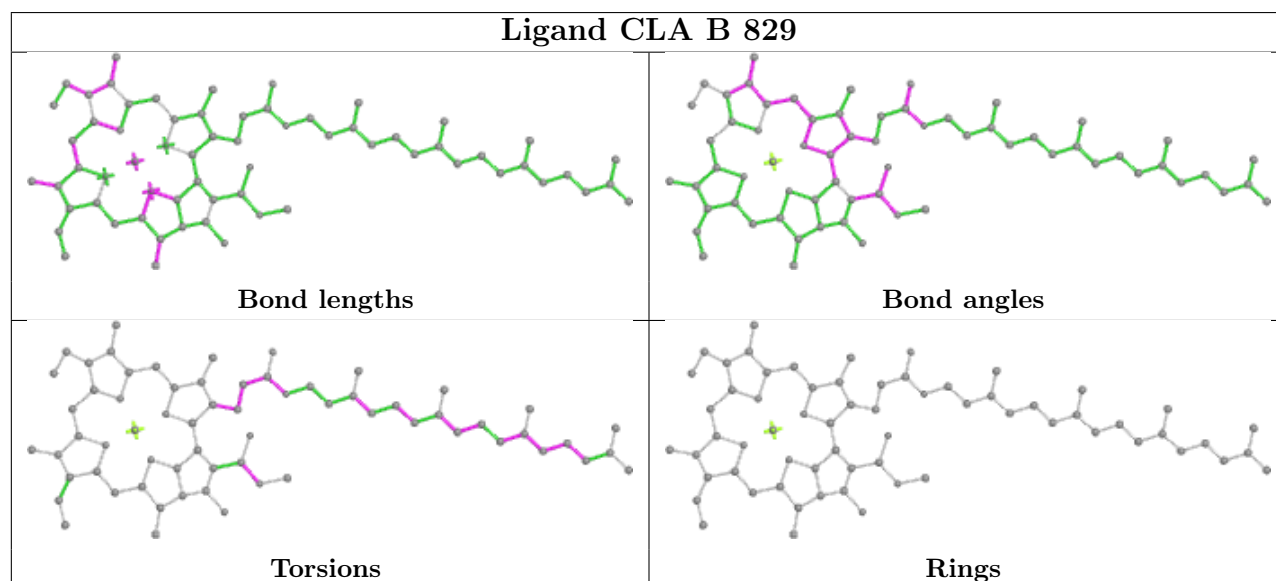
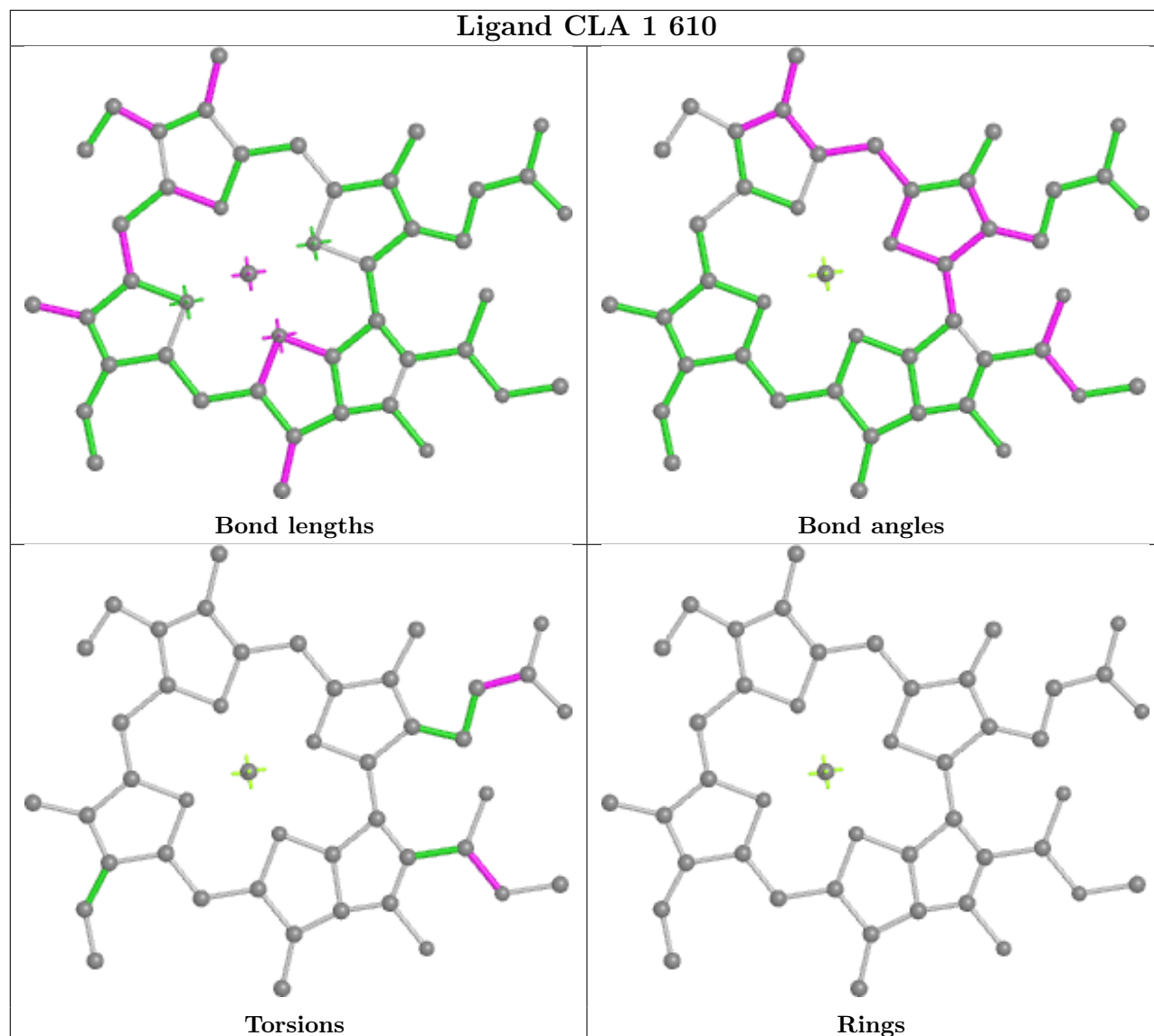


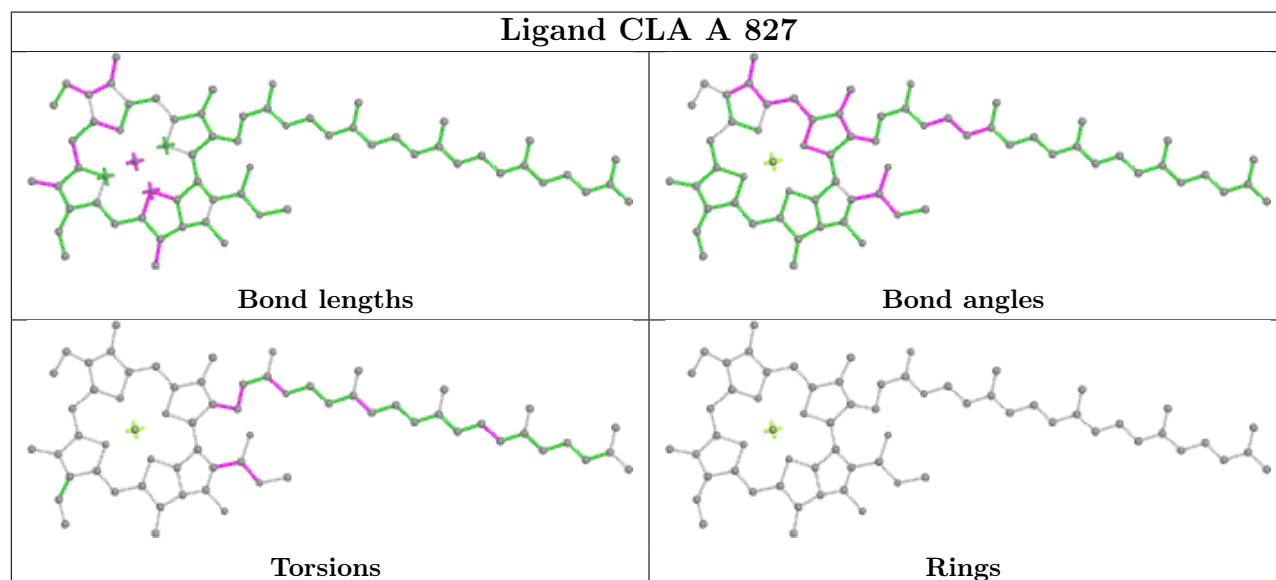
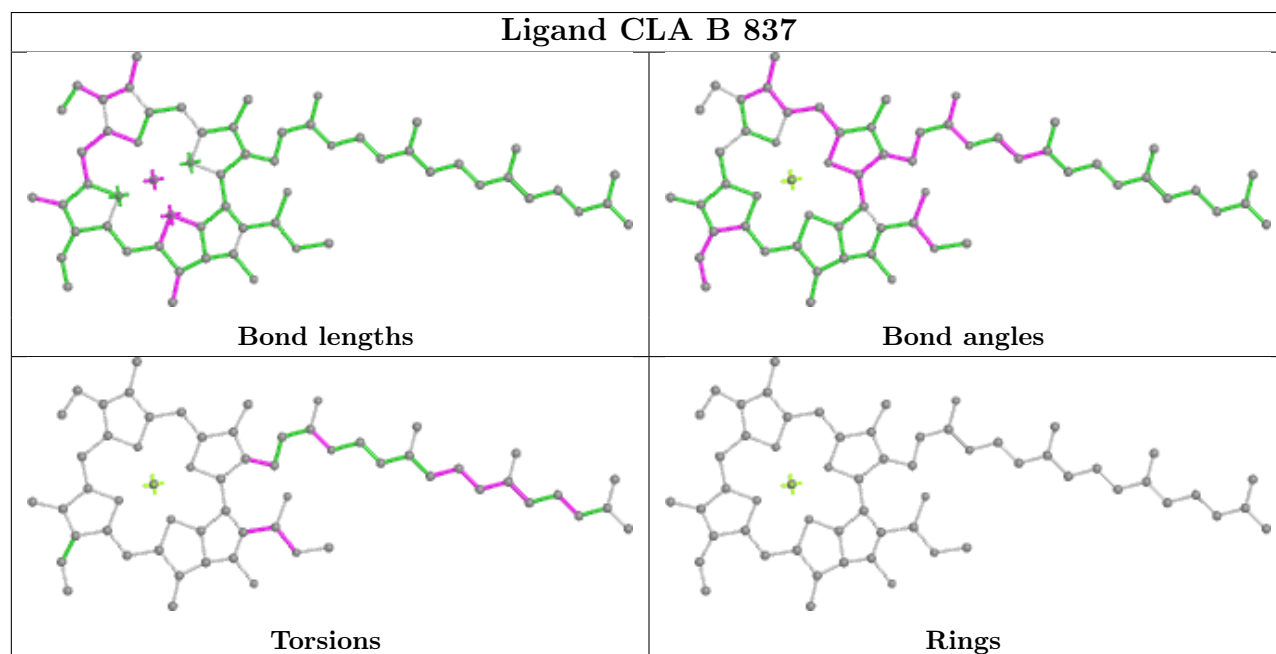
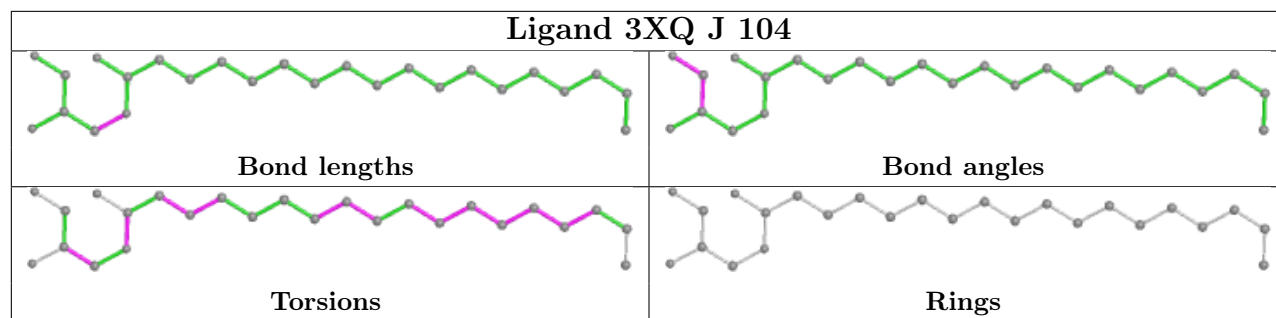


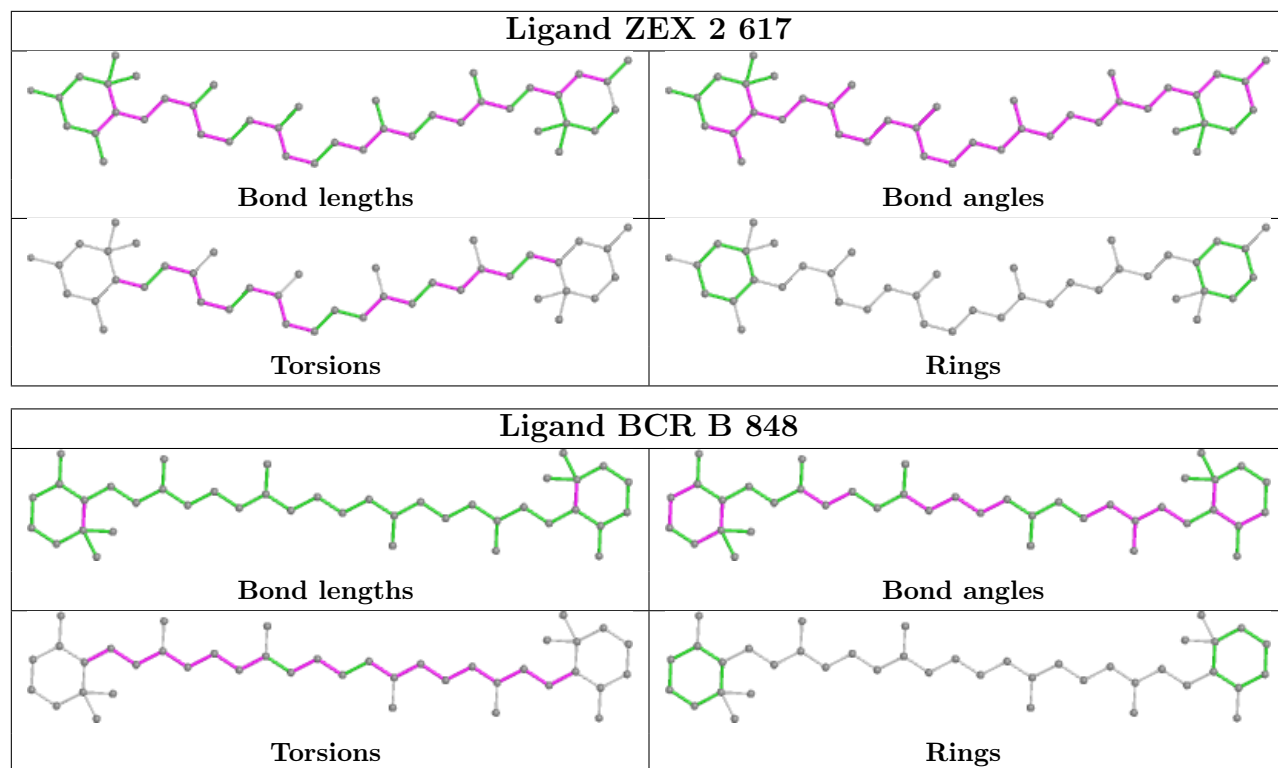


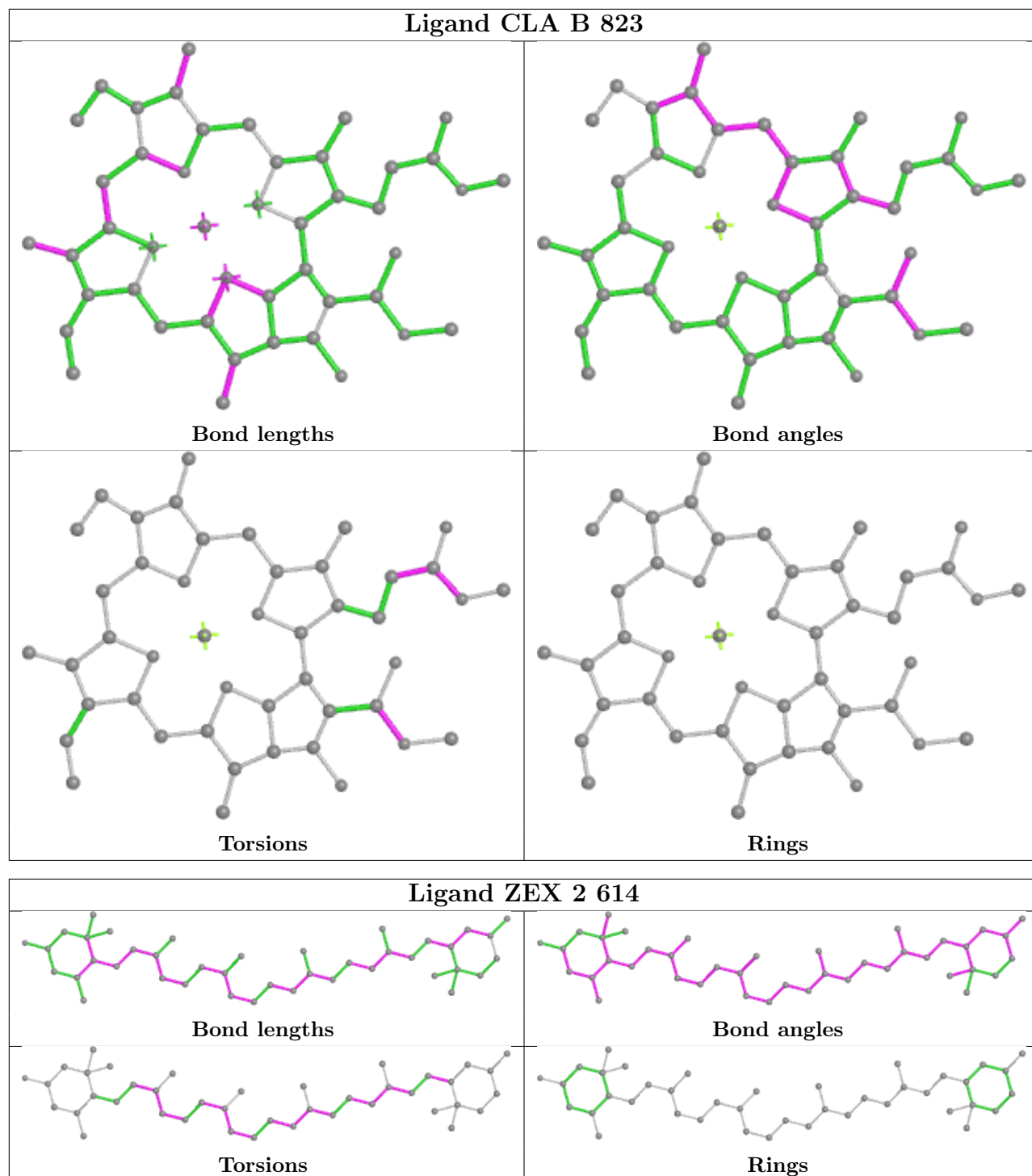


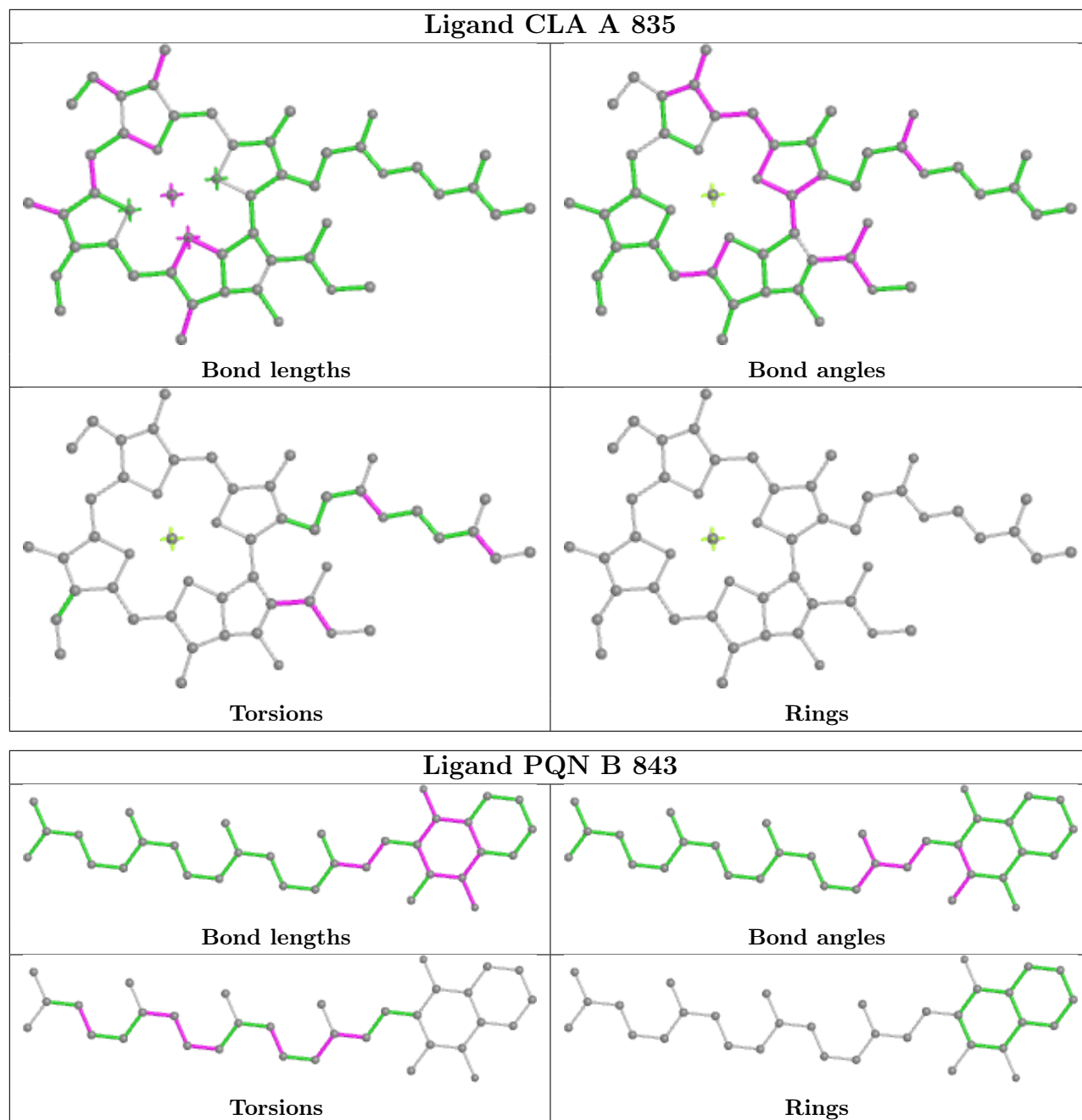


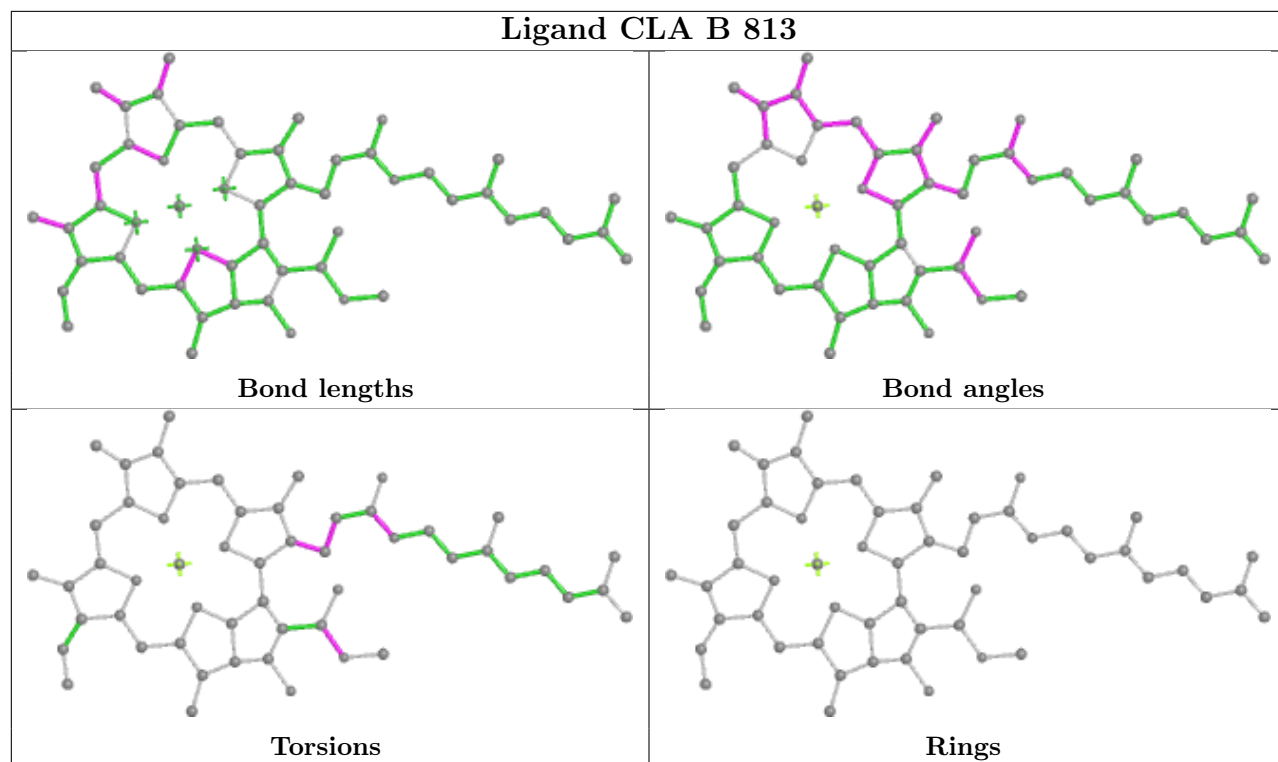


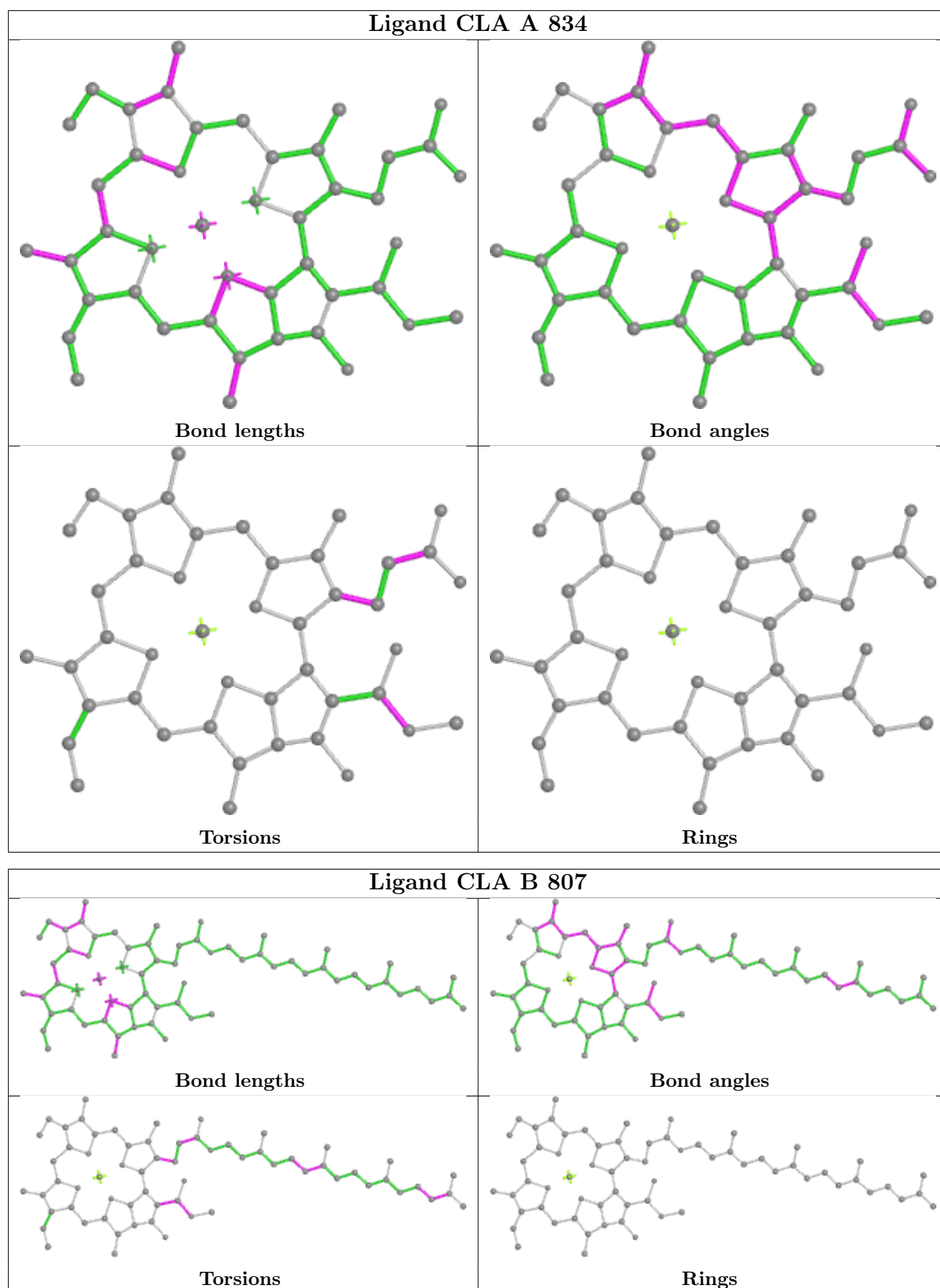


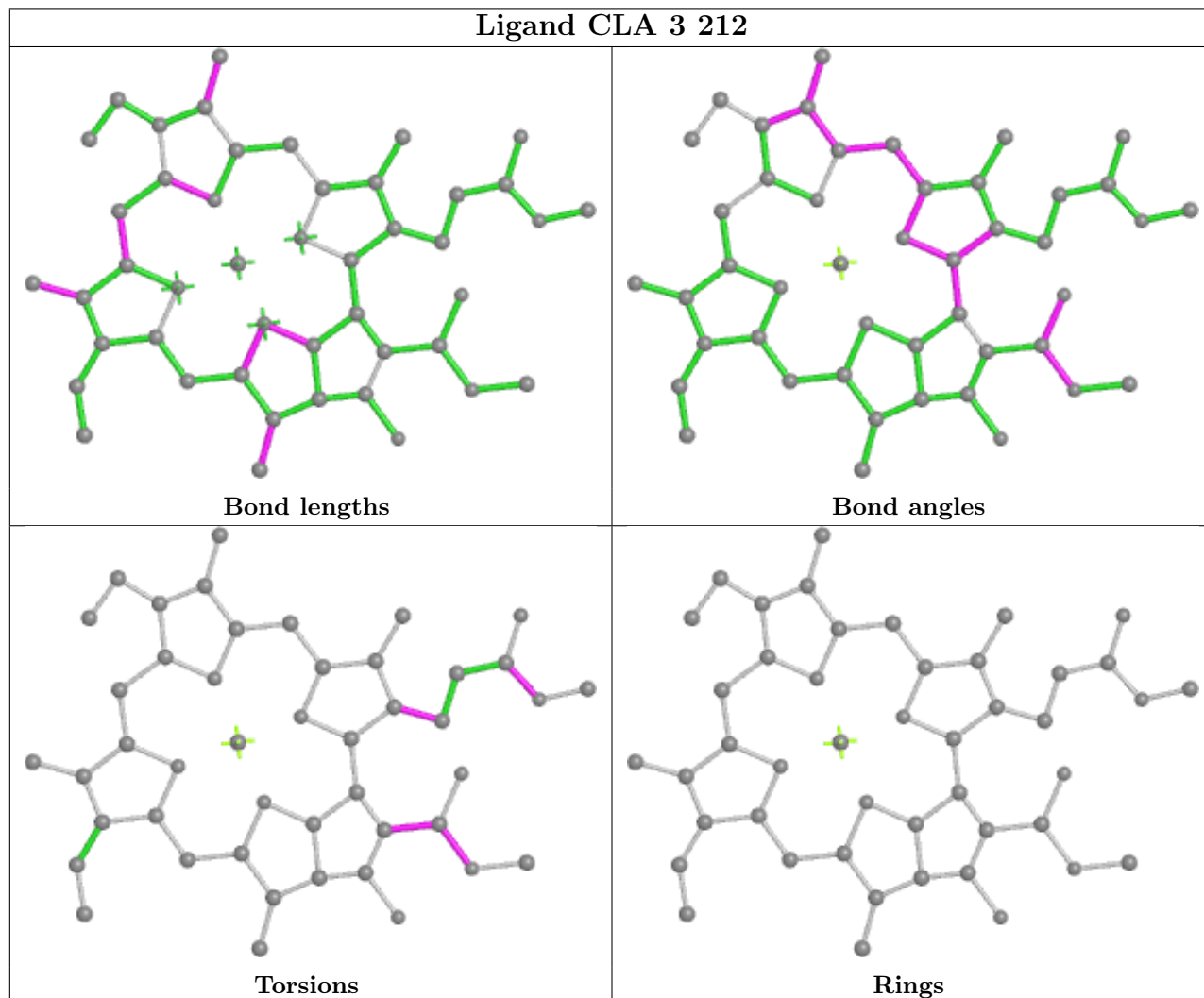
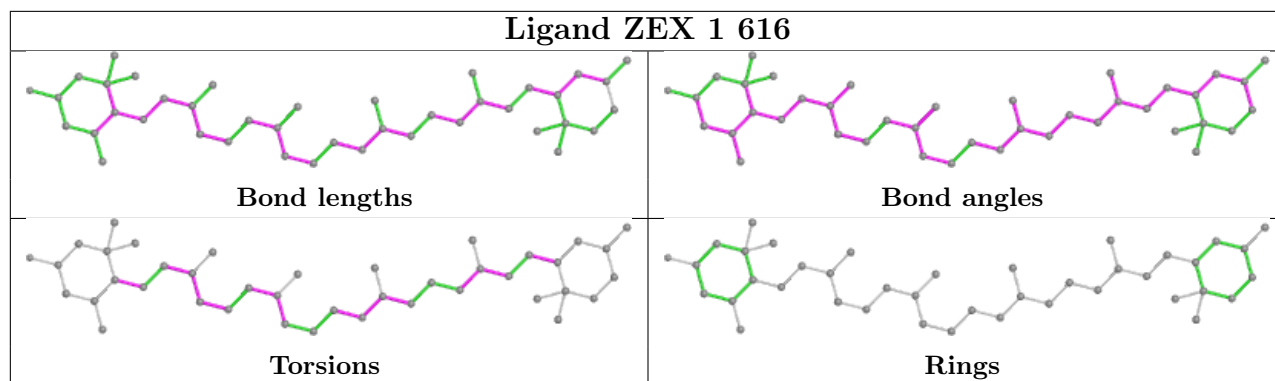


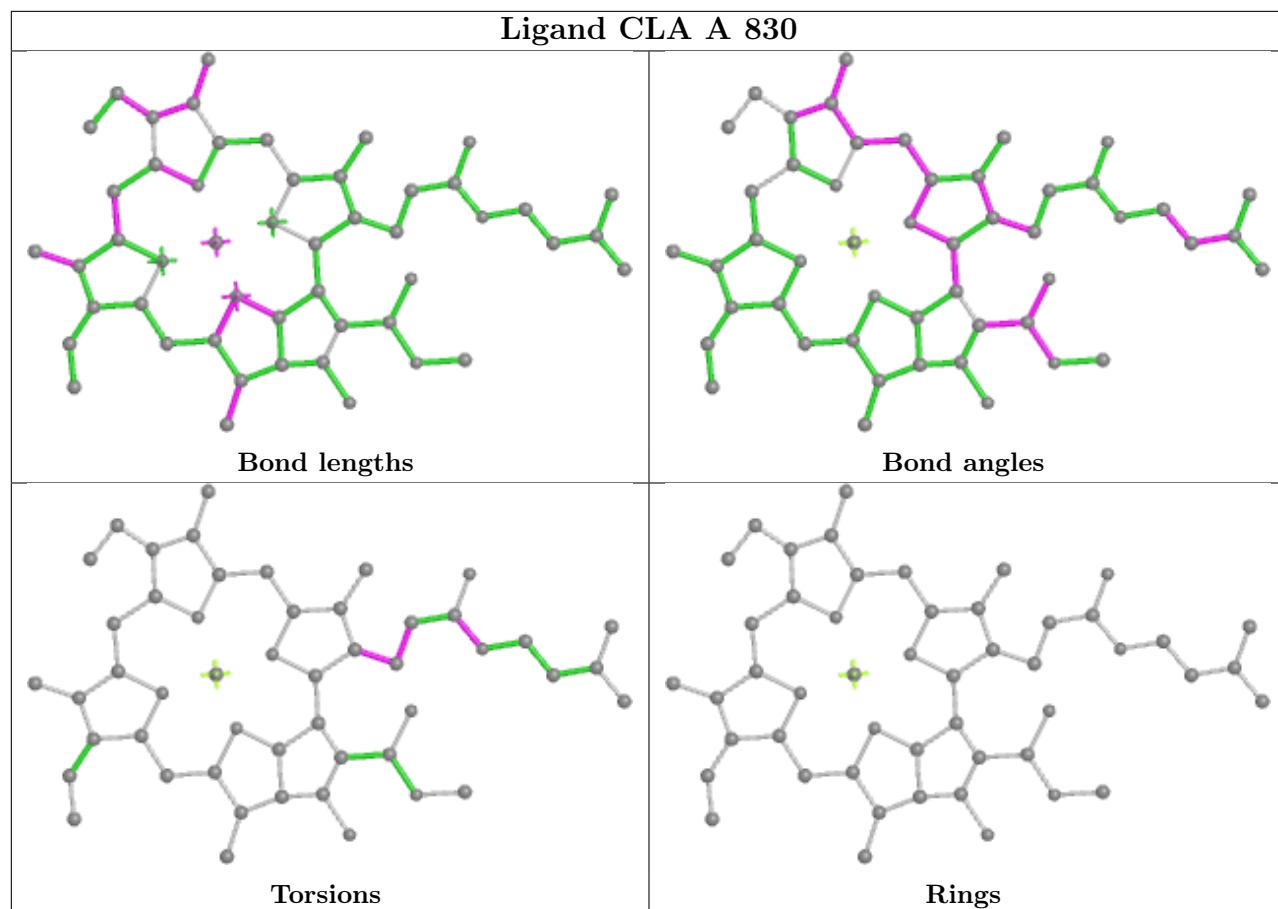


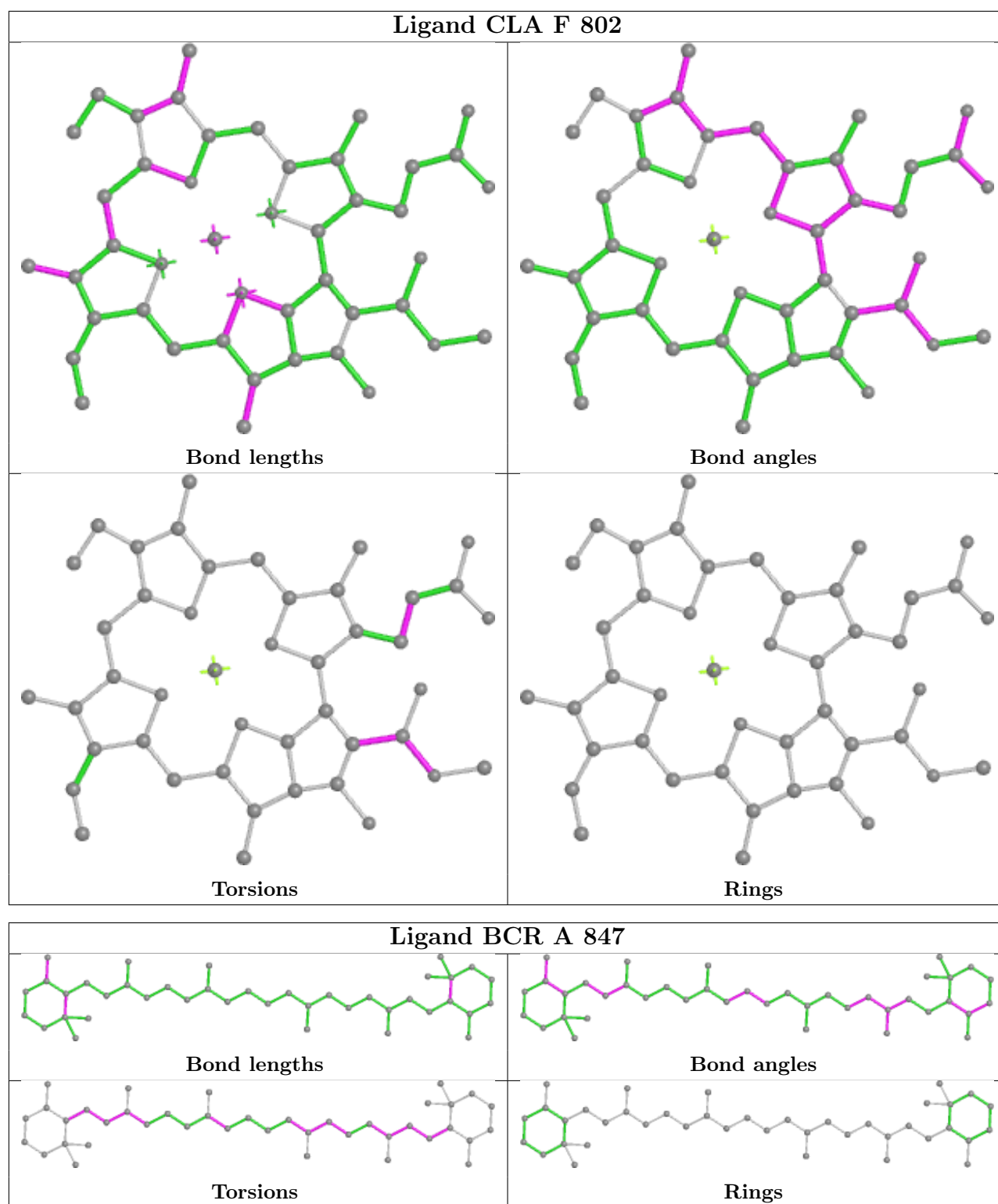


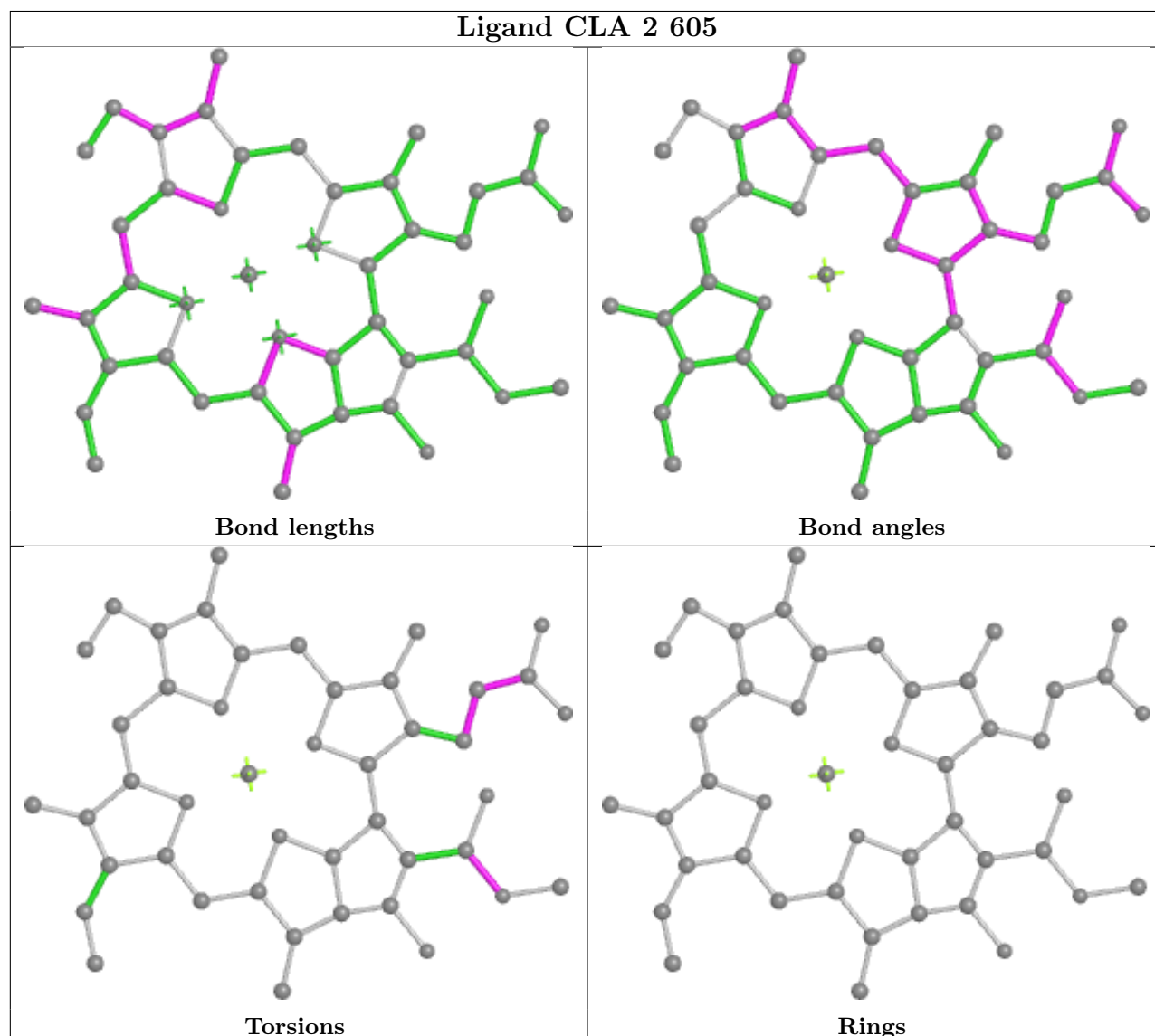
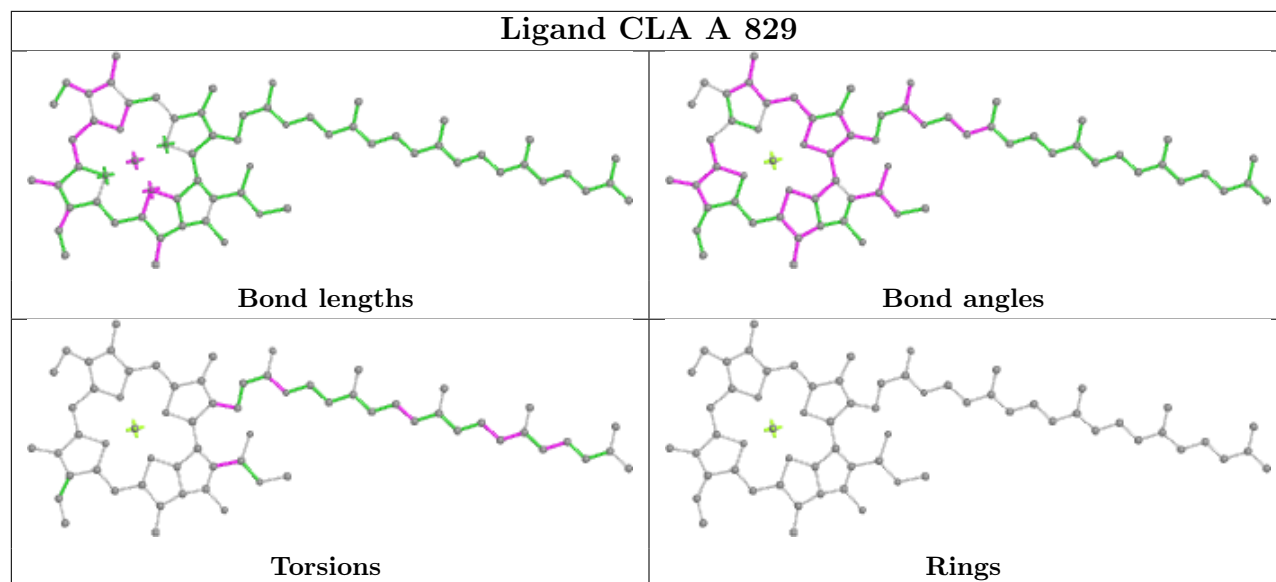


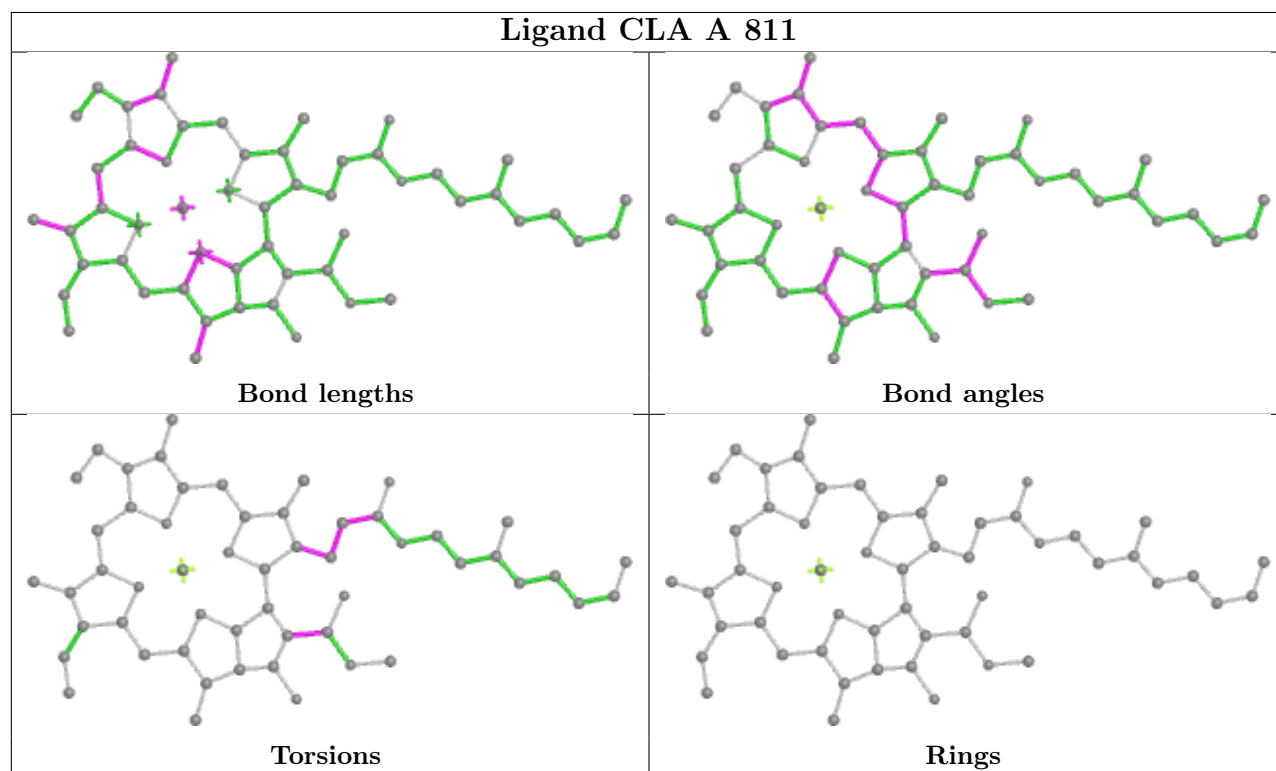
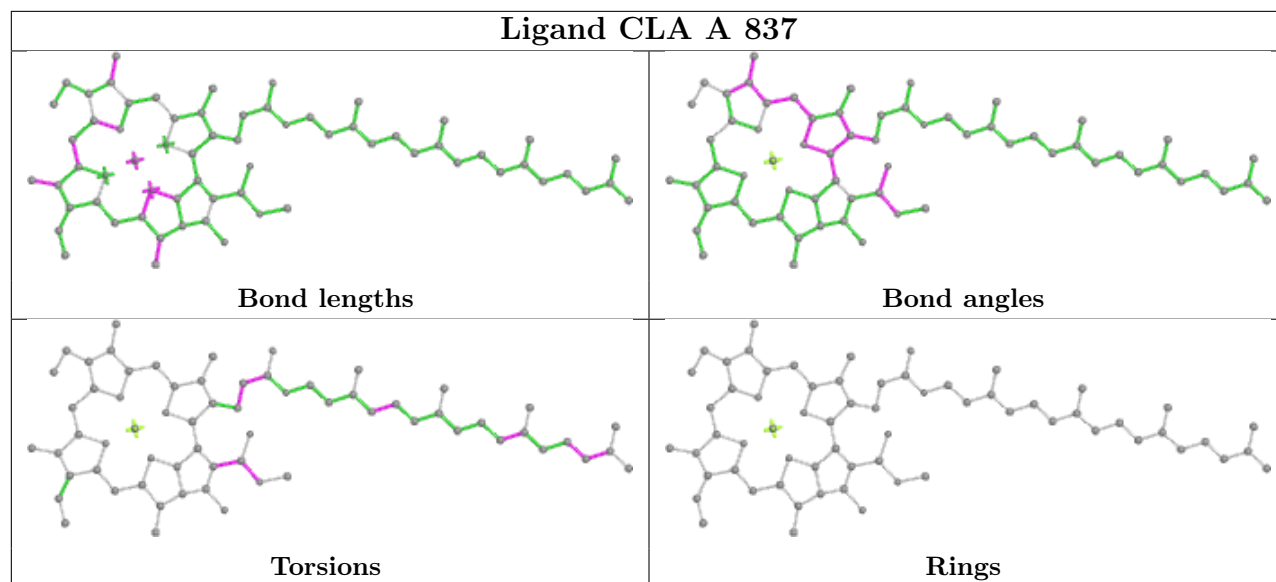


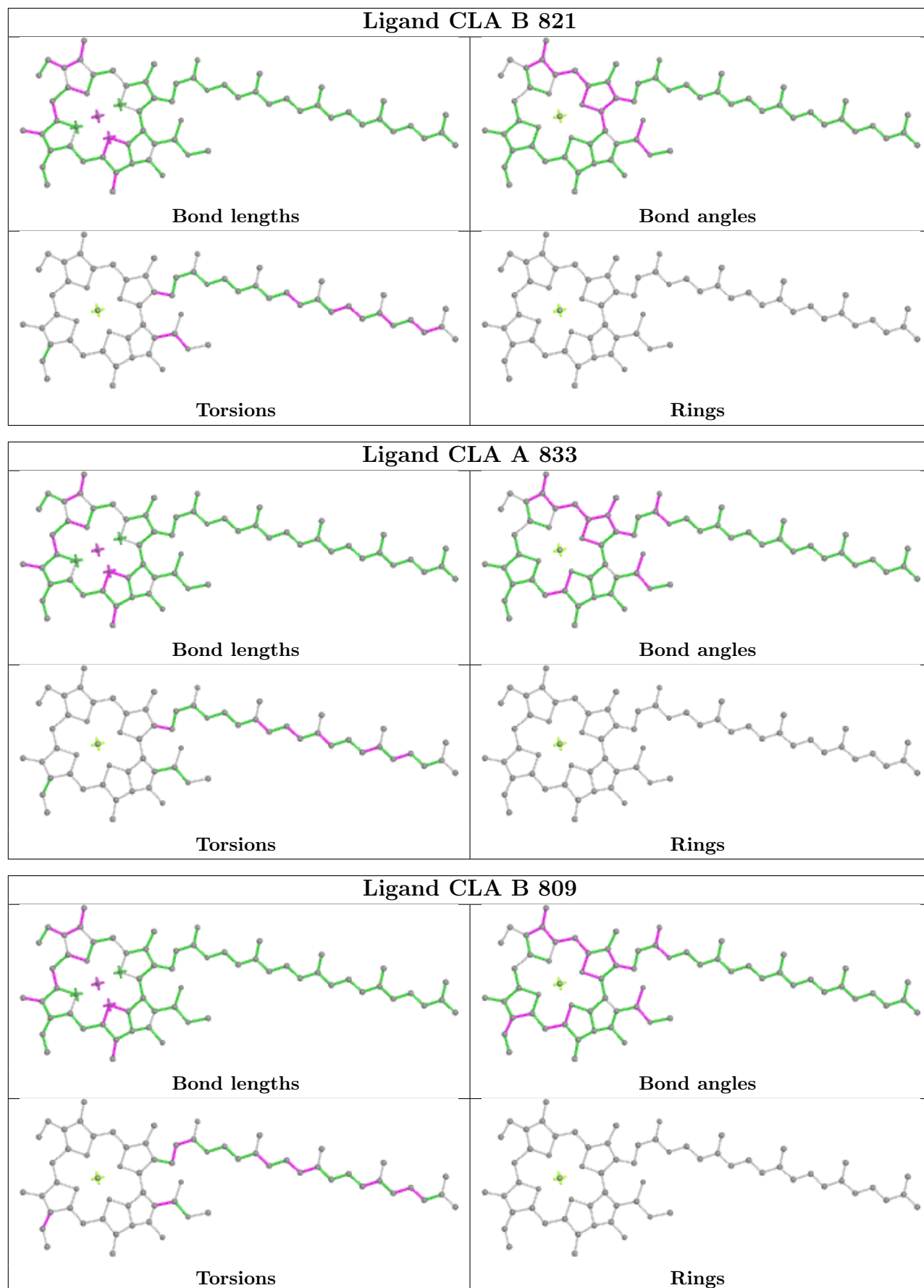


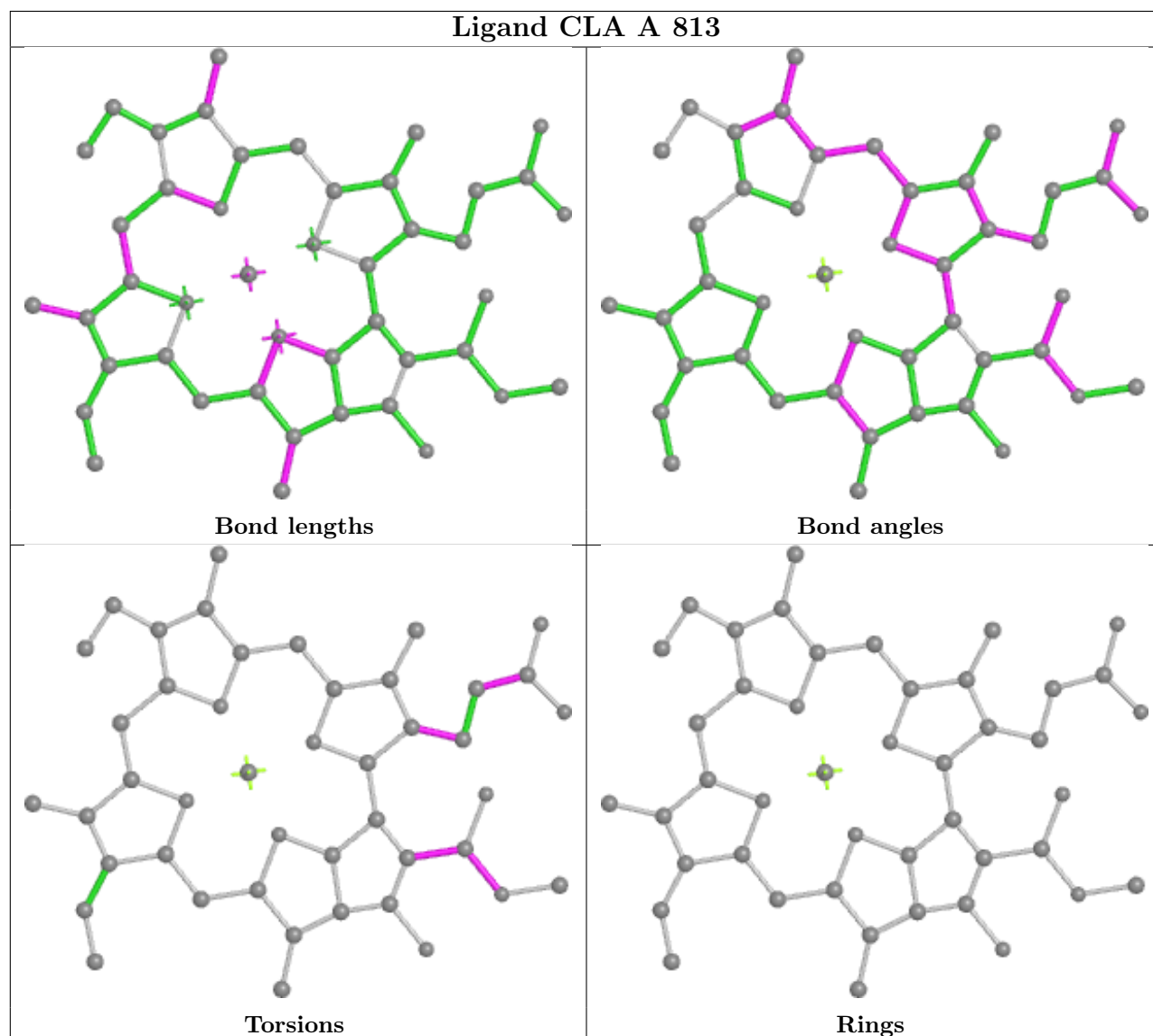
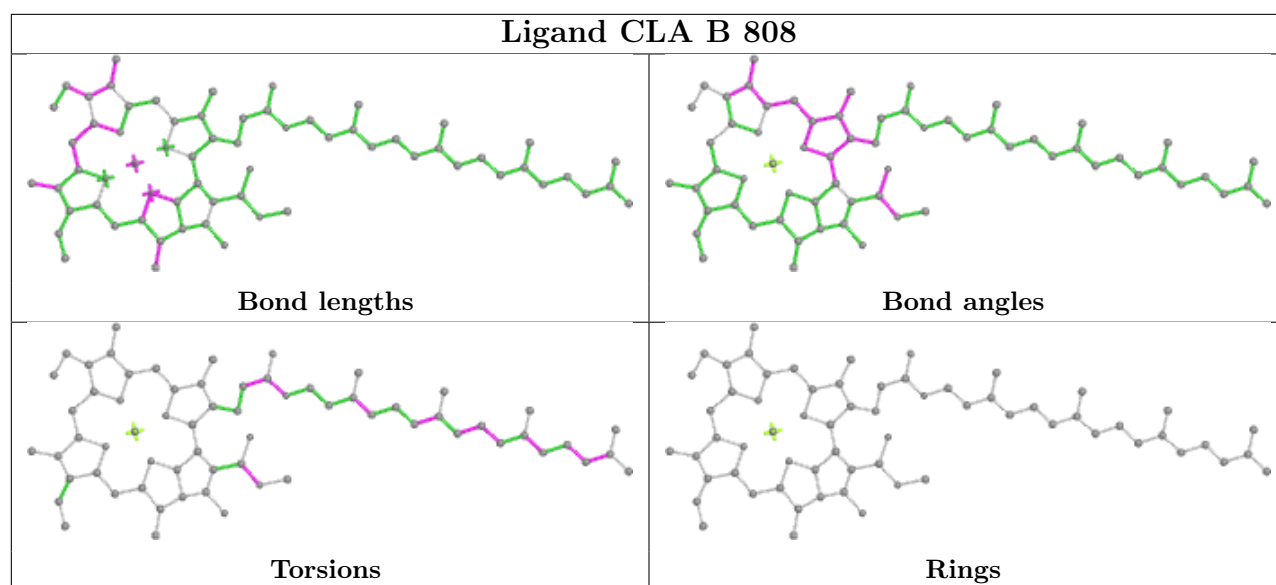


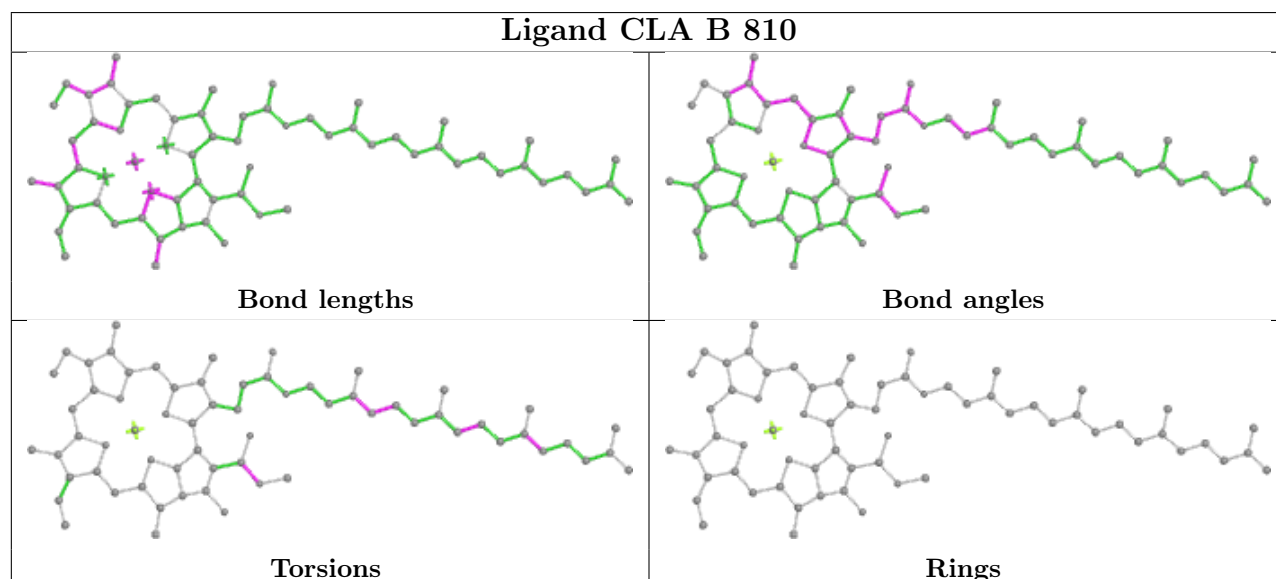
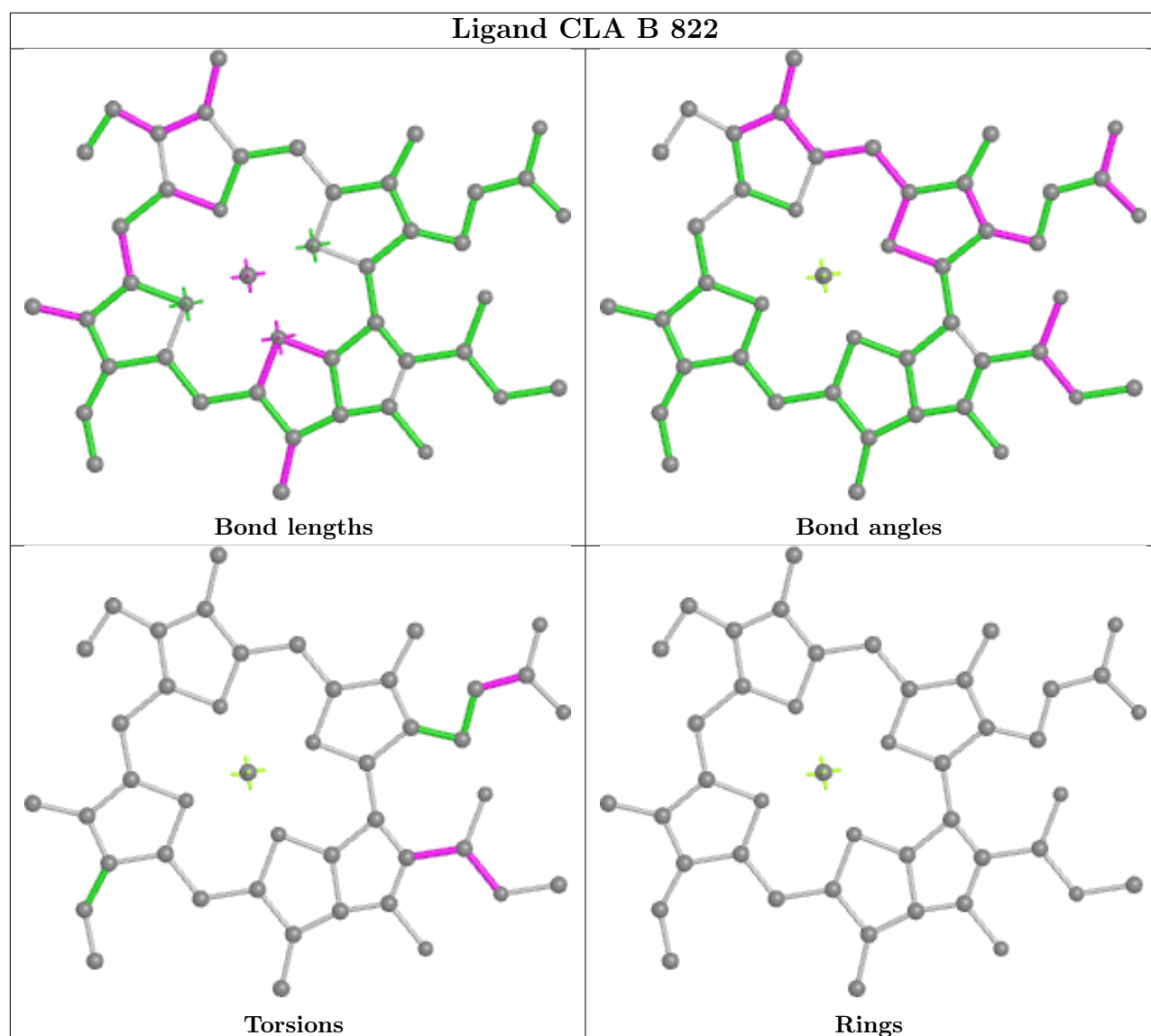


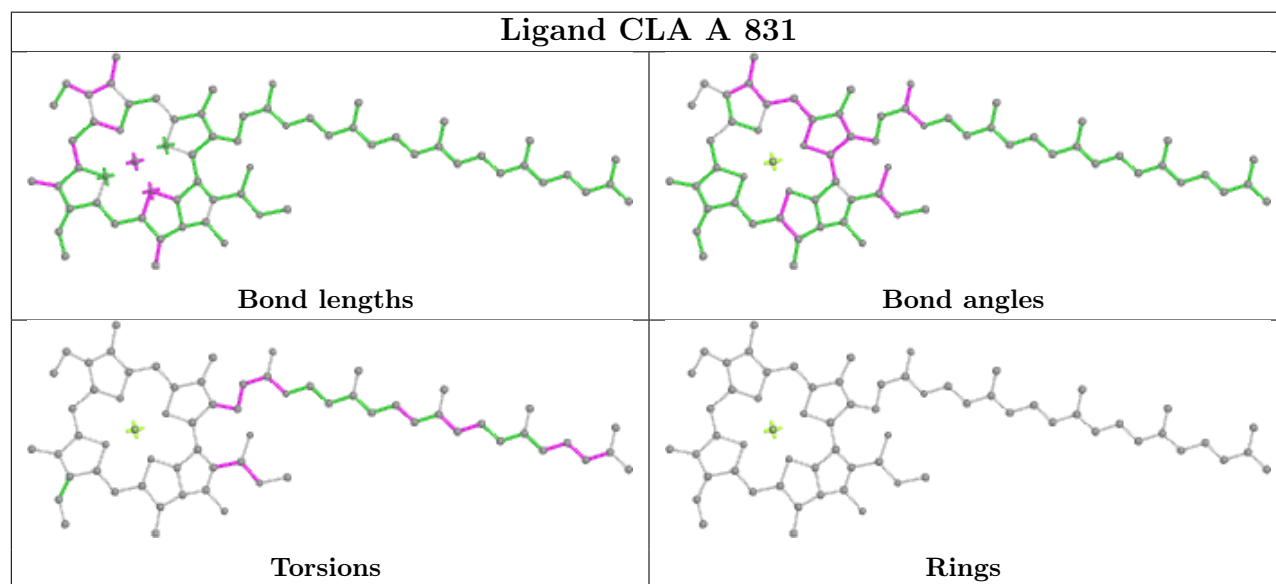
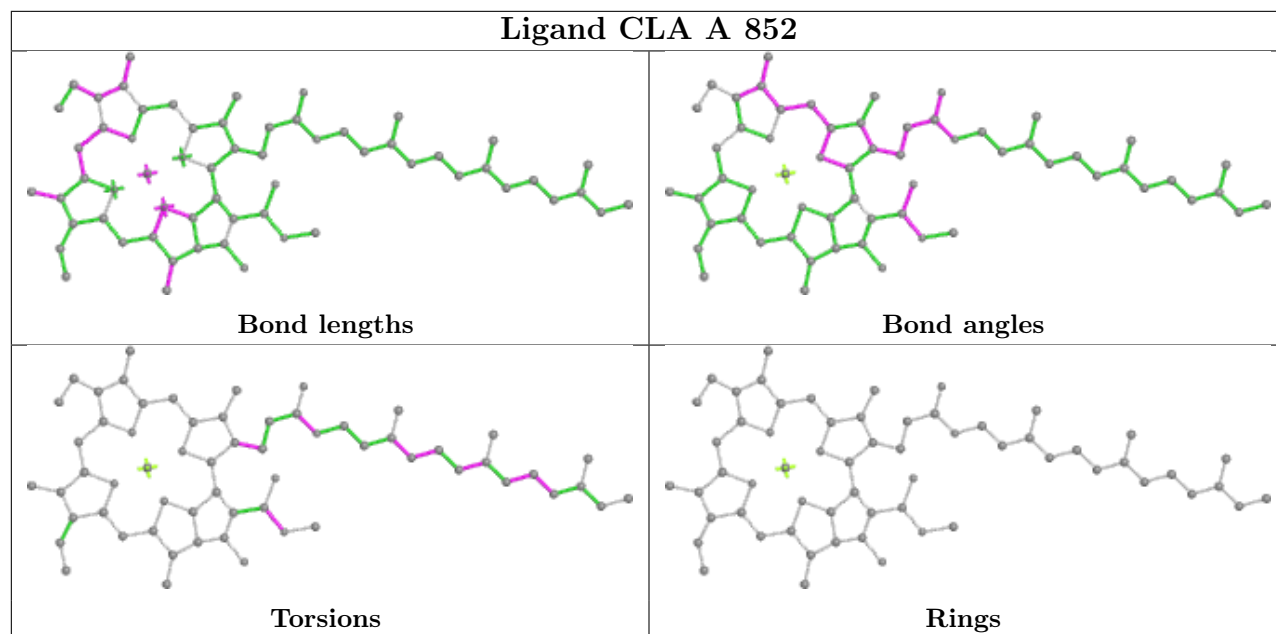
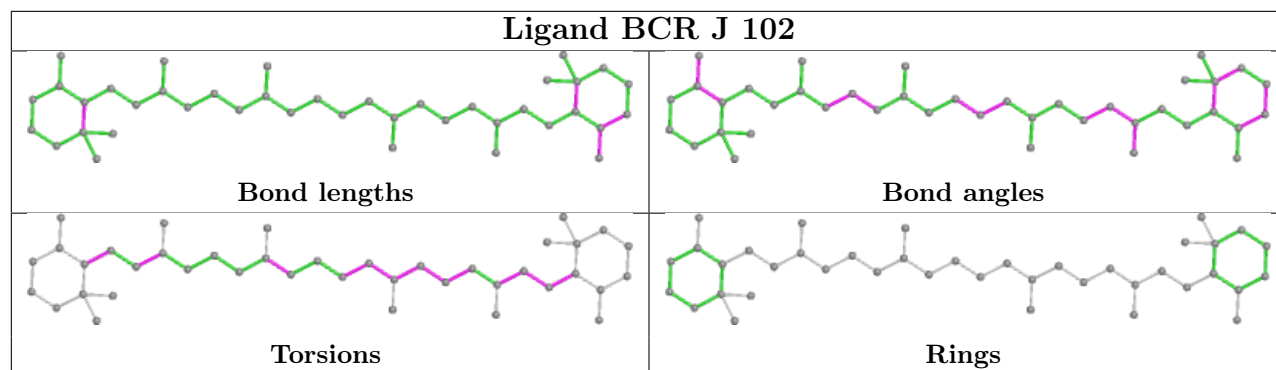


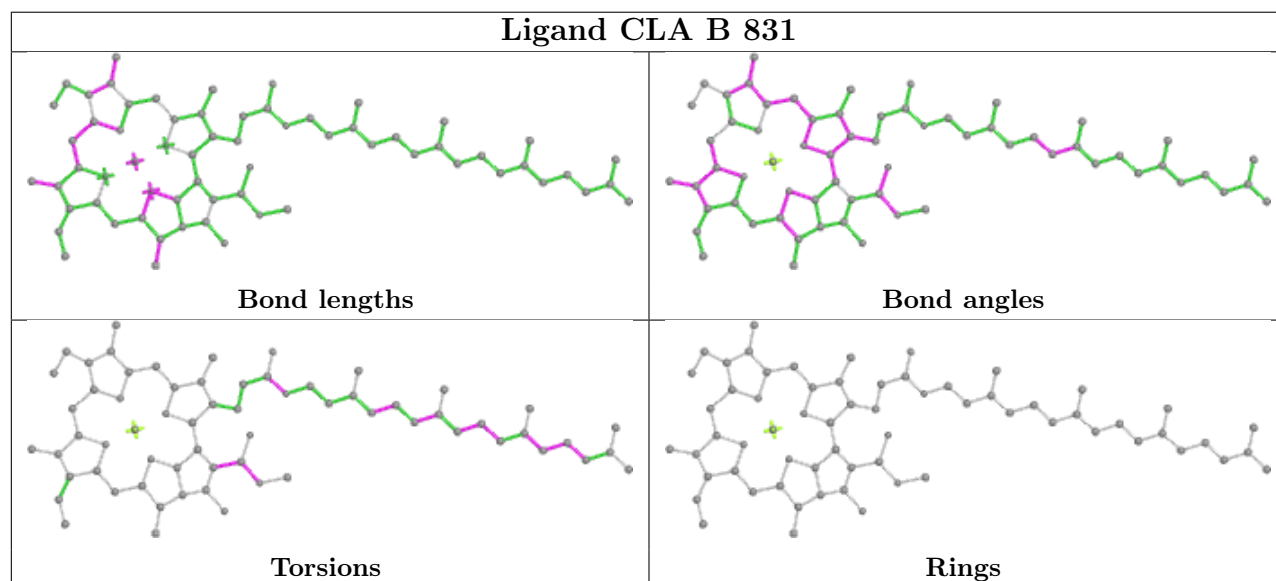
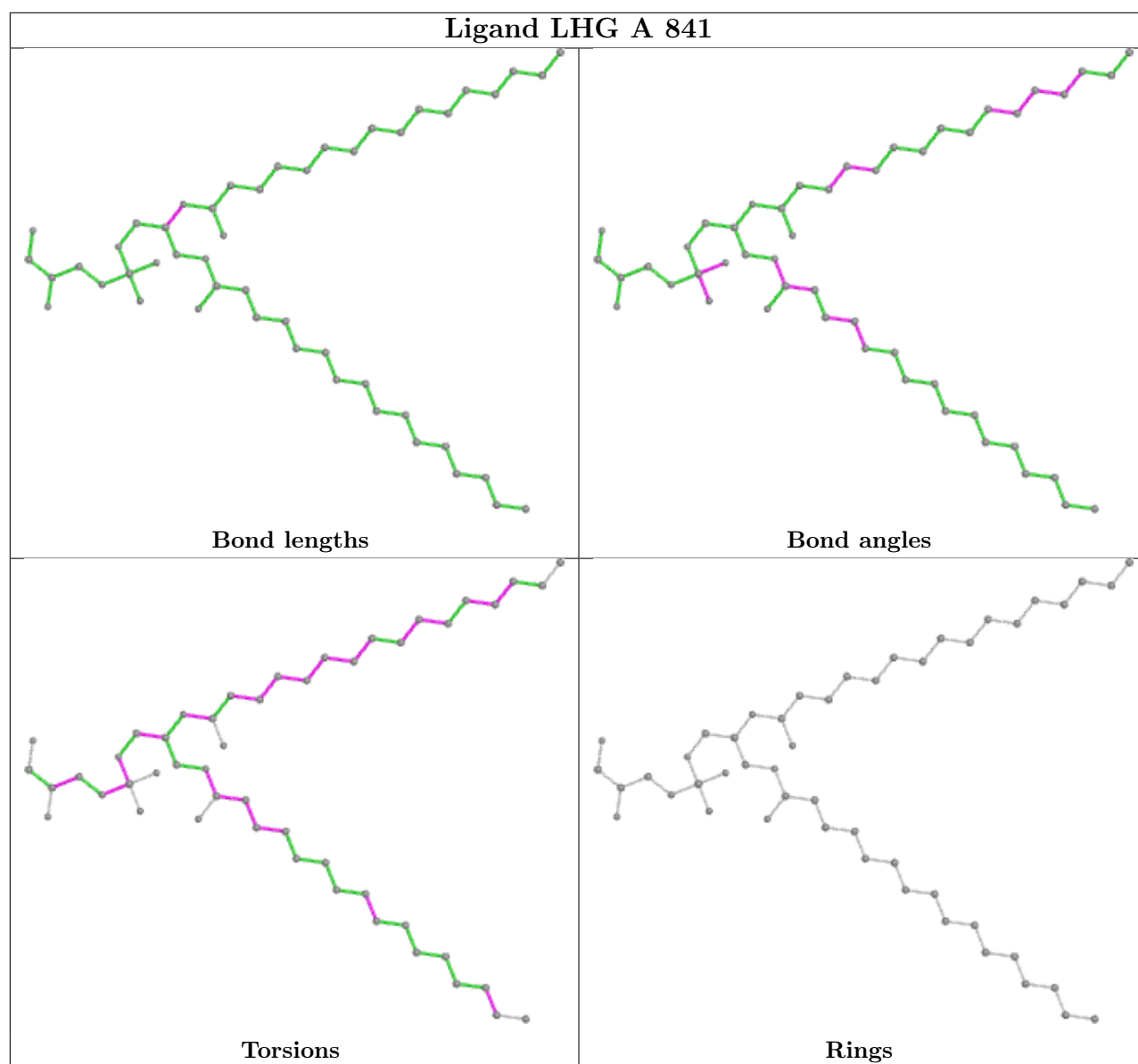


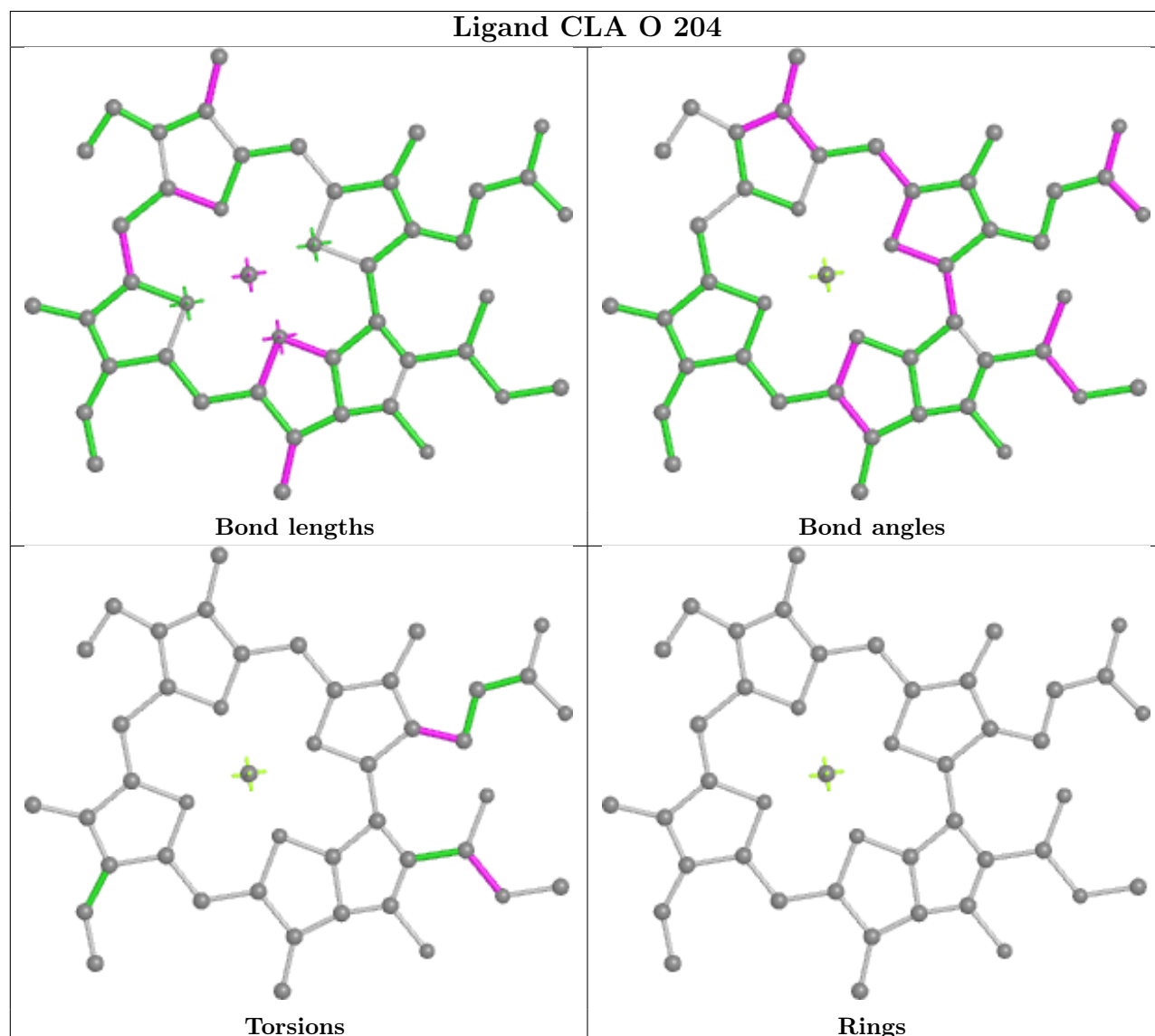
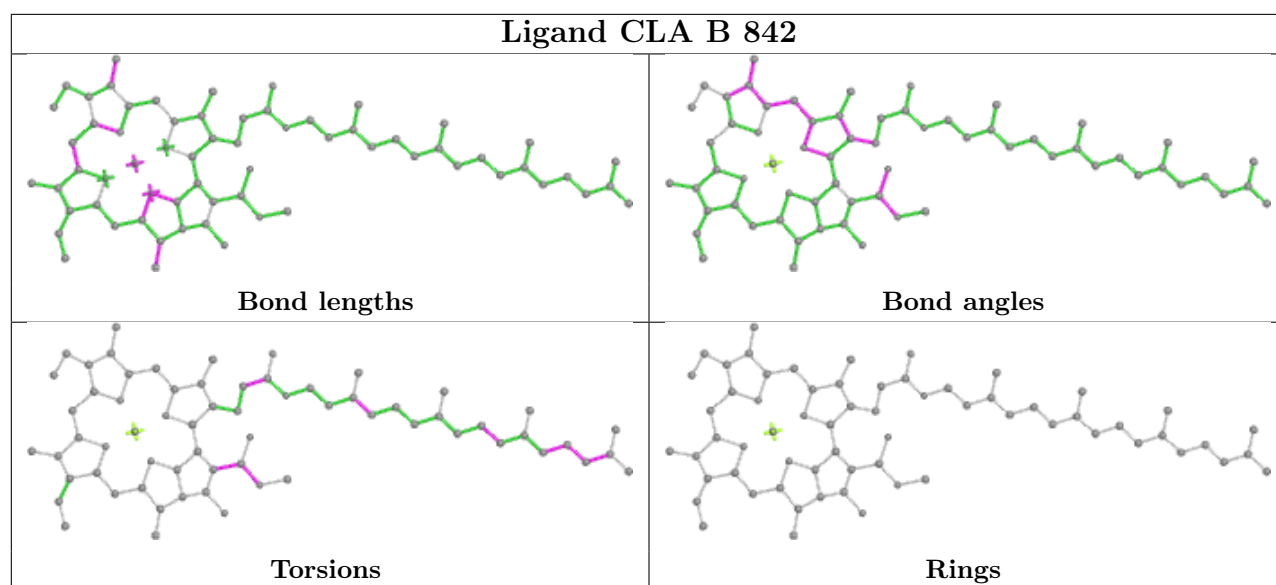




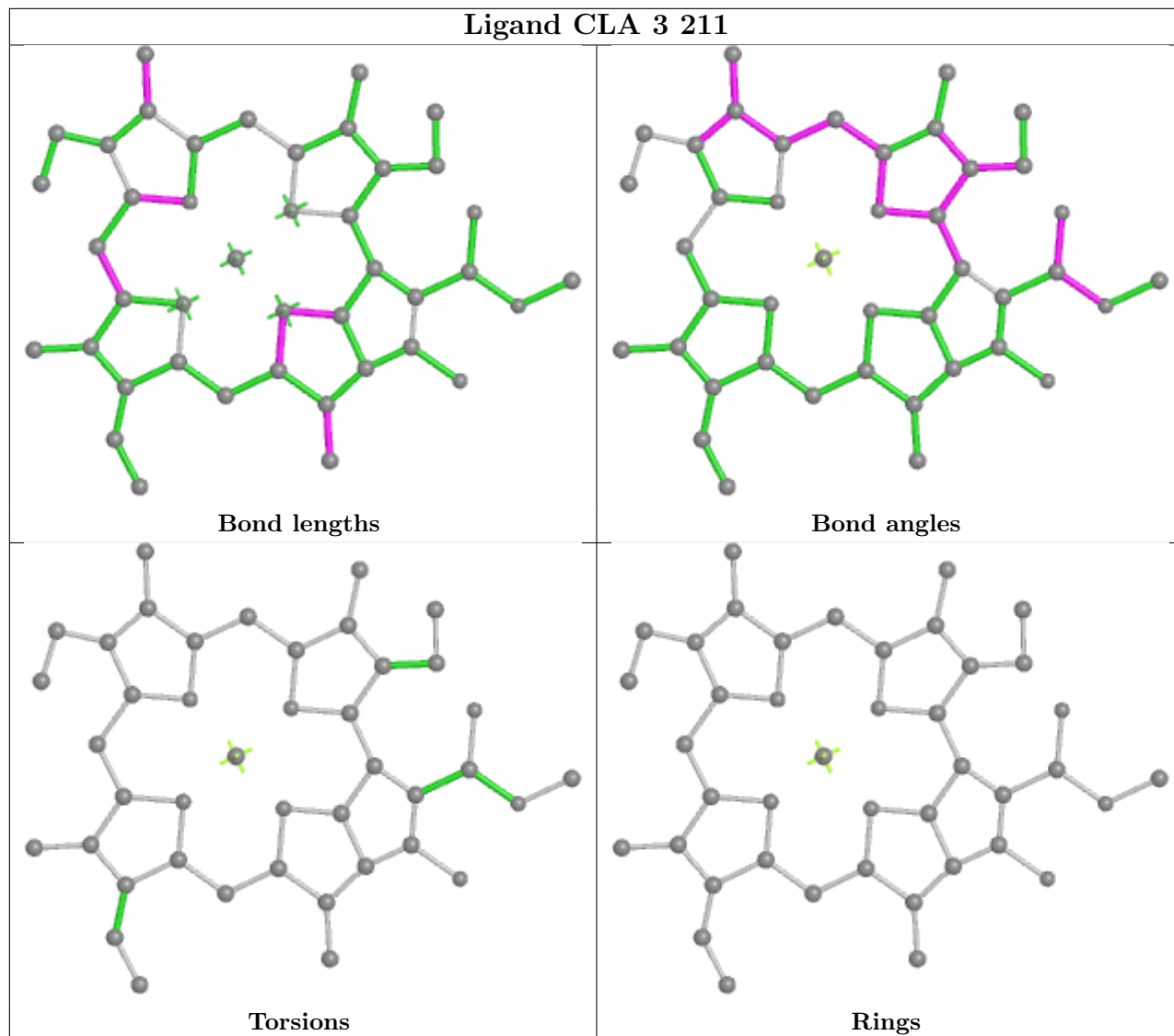


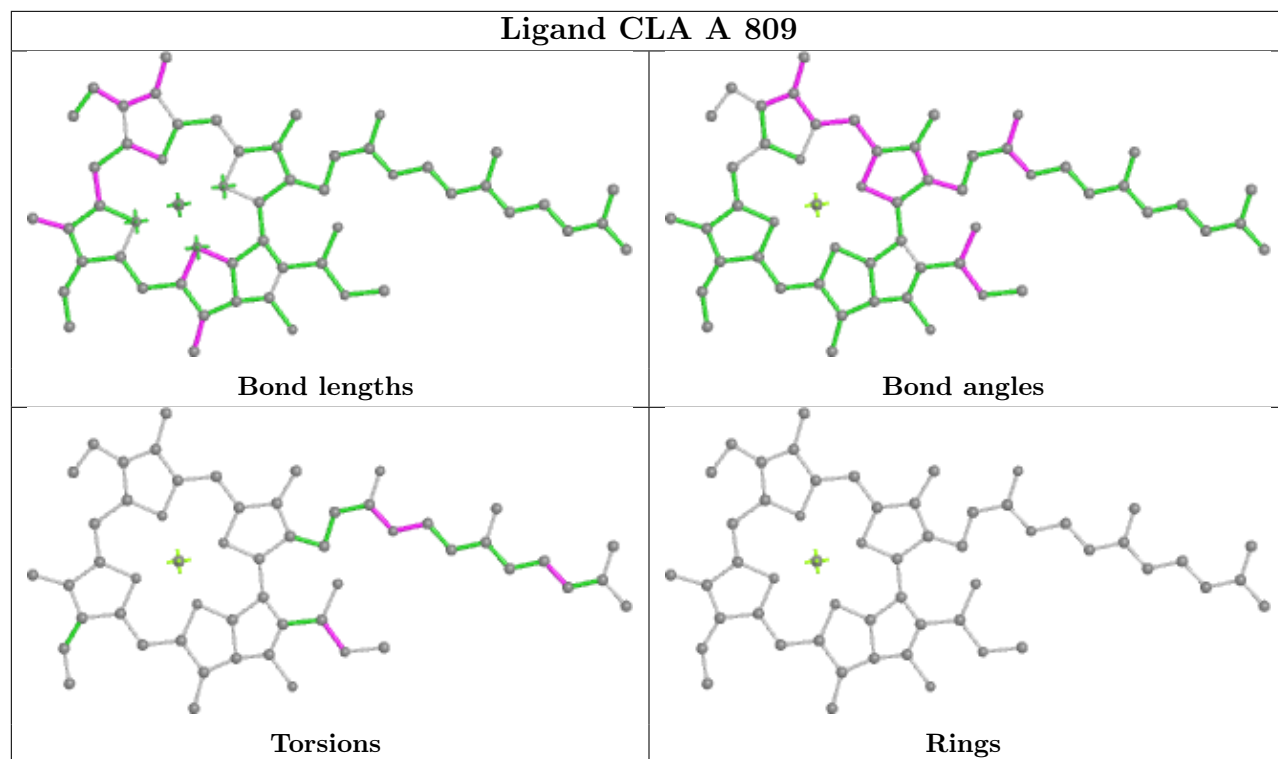


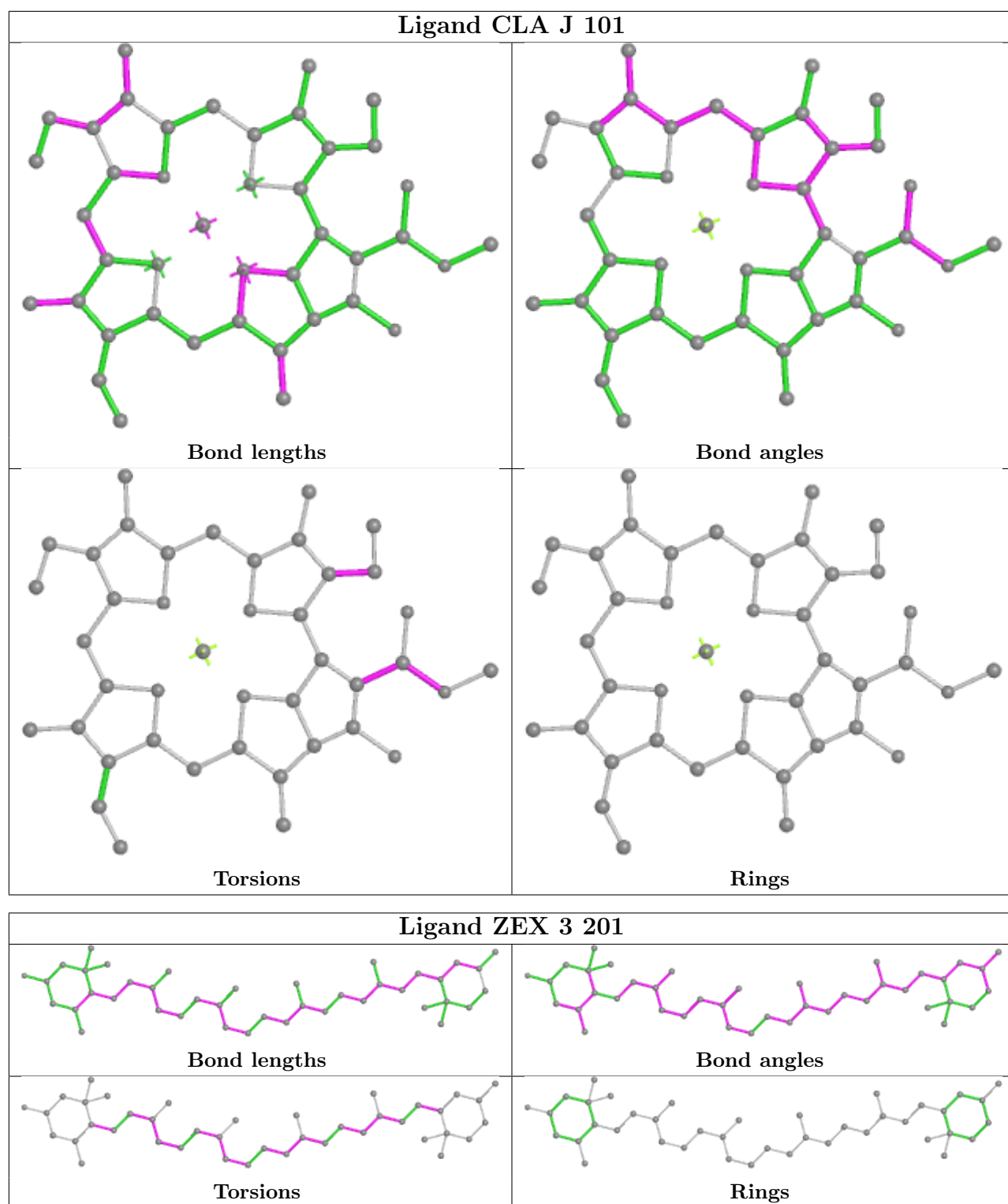


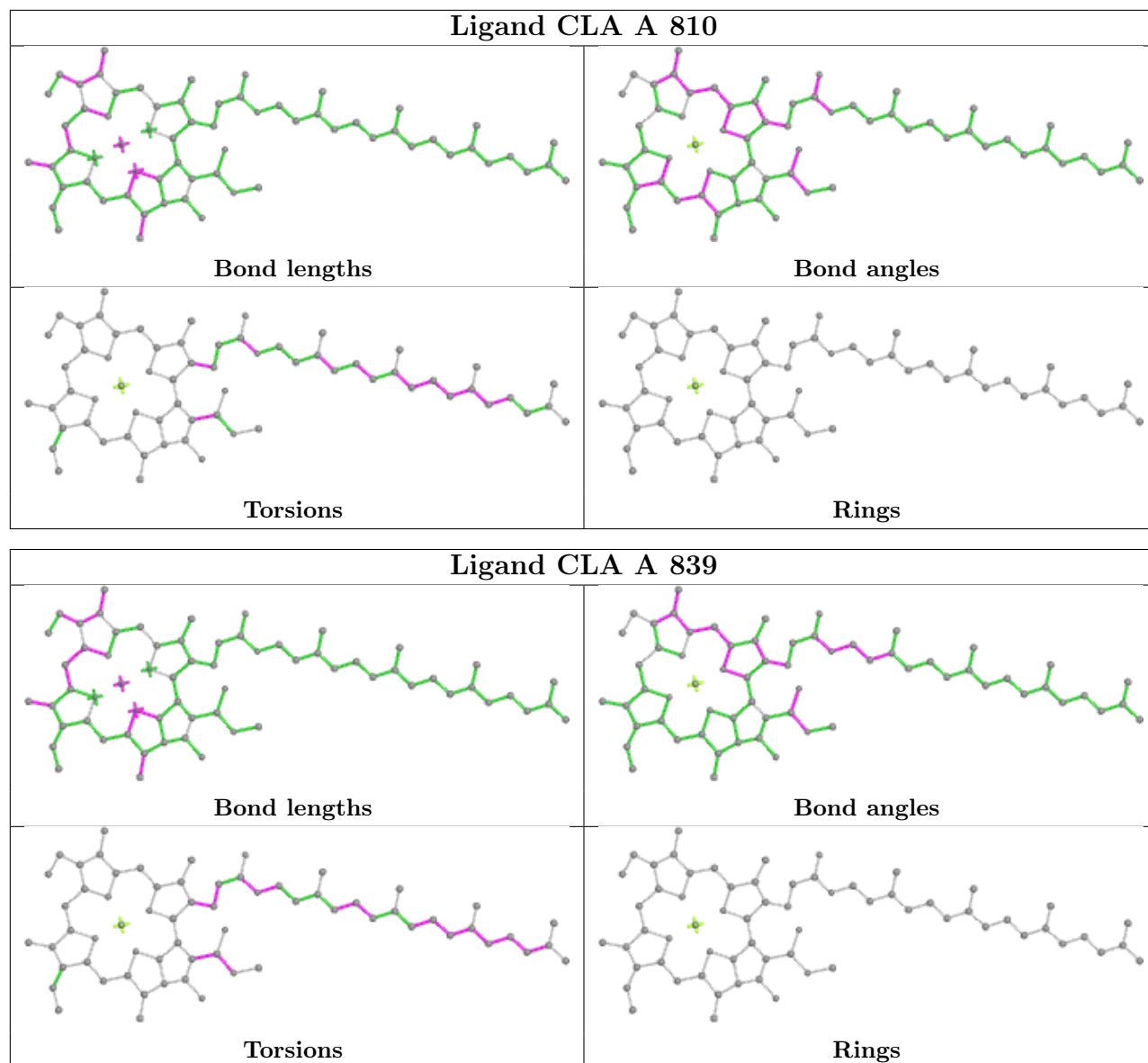


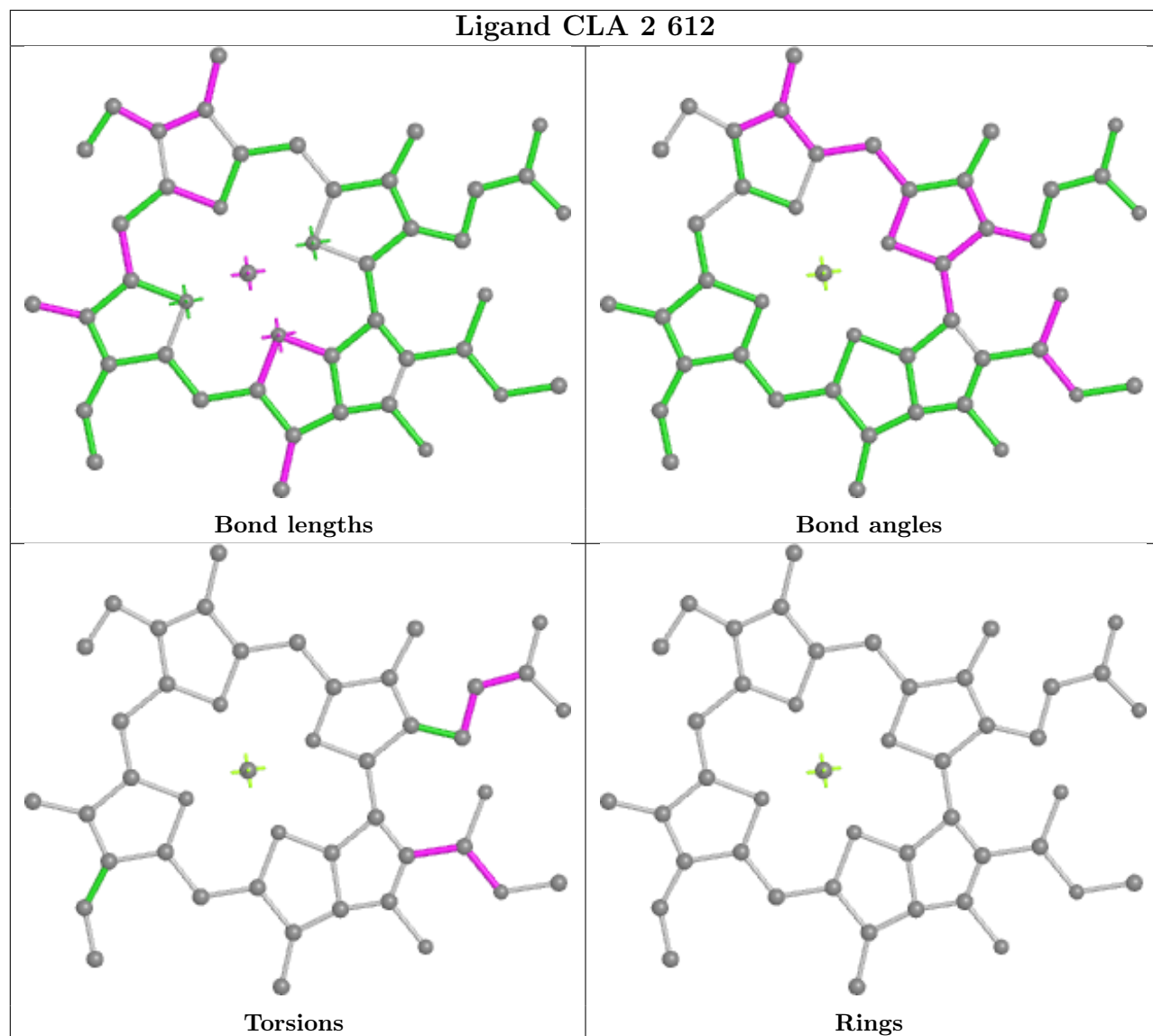
Ligand CLA 3 211

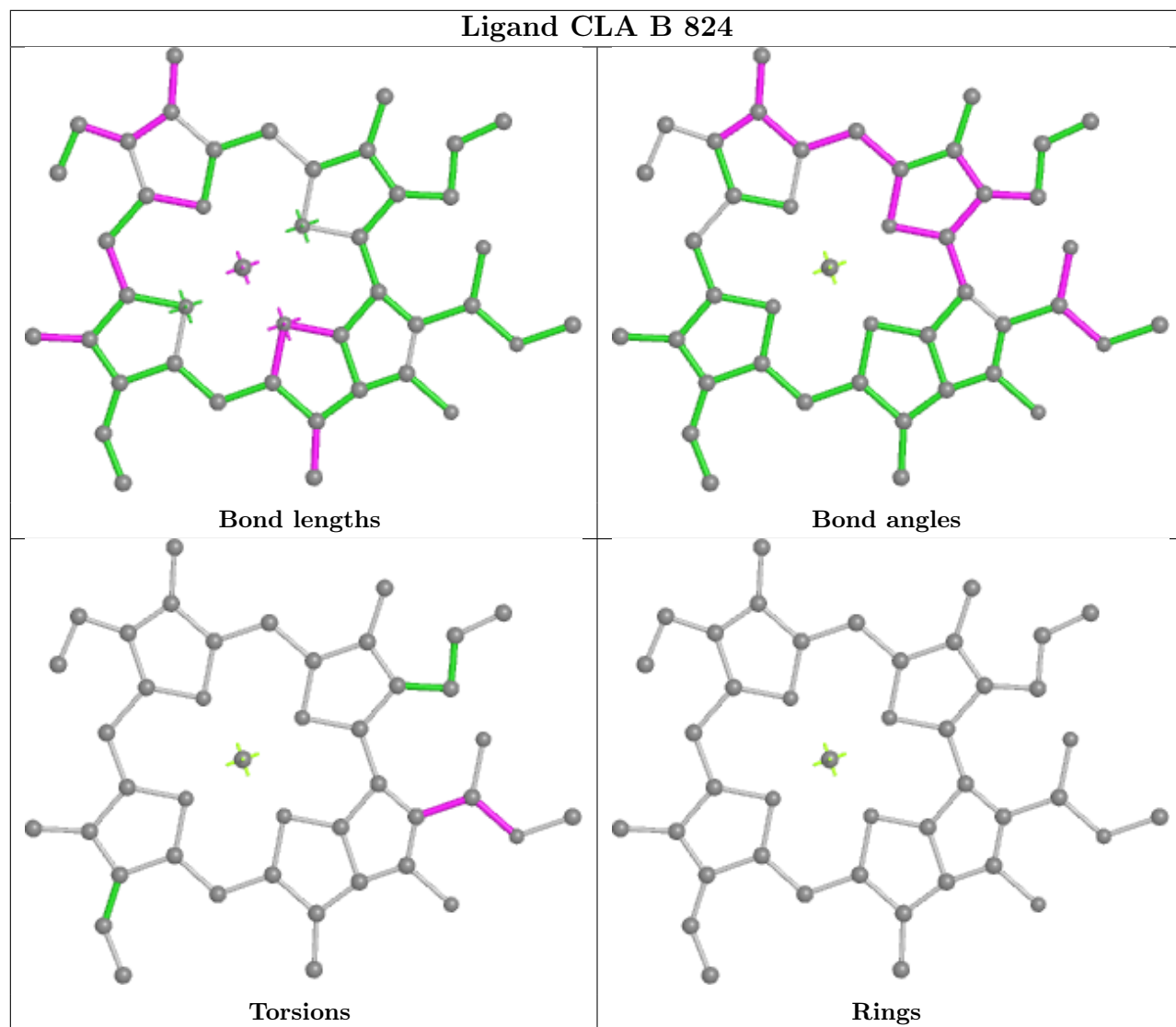


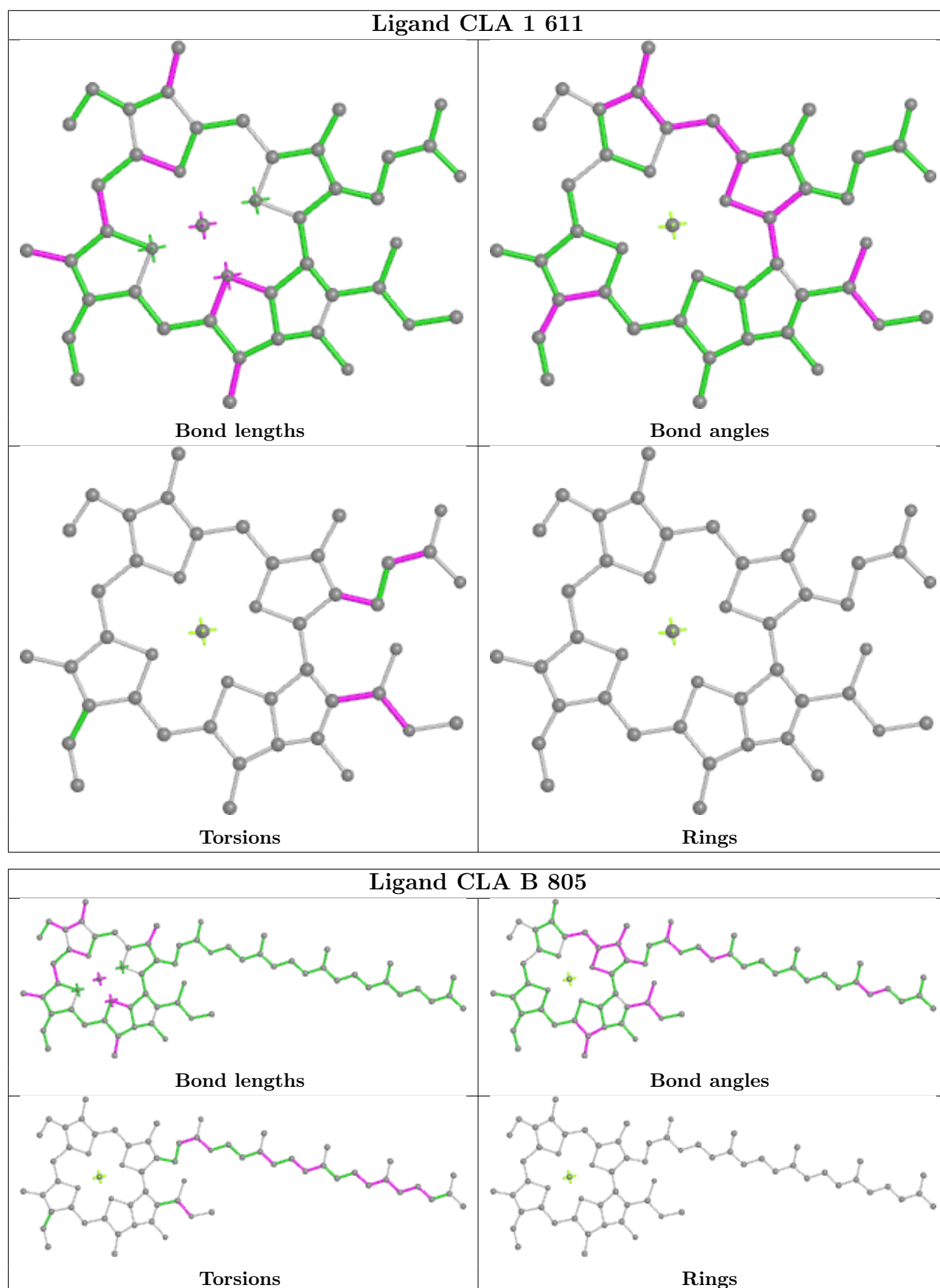


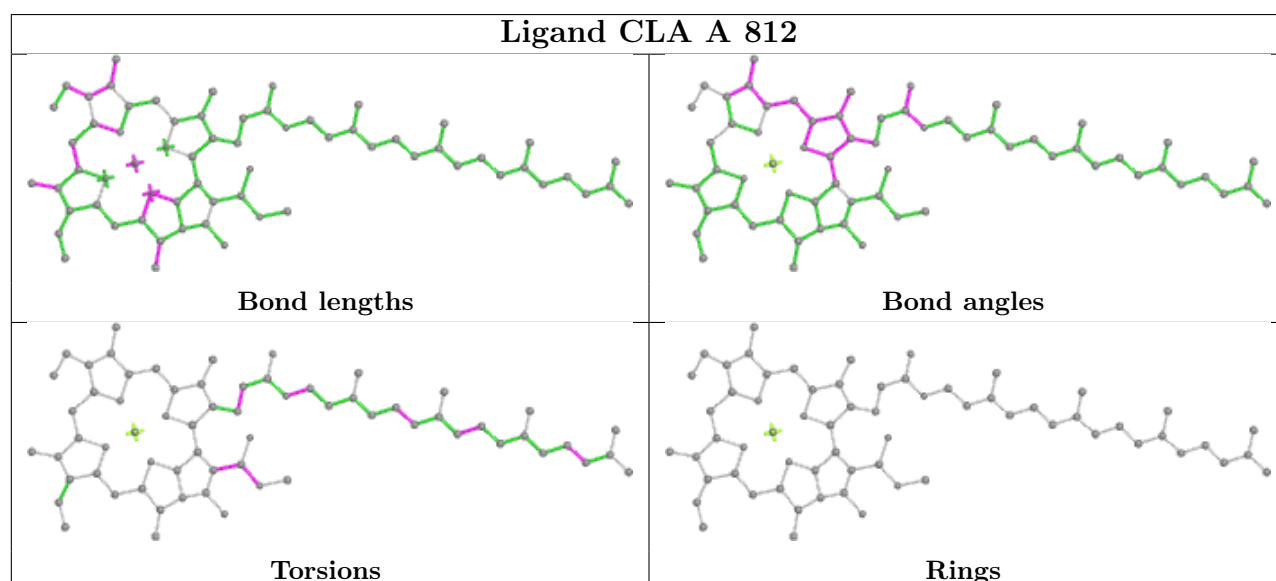
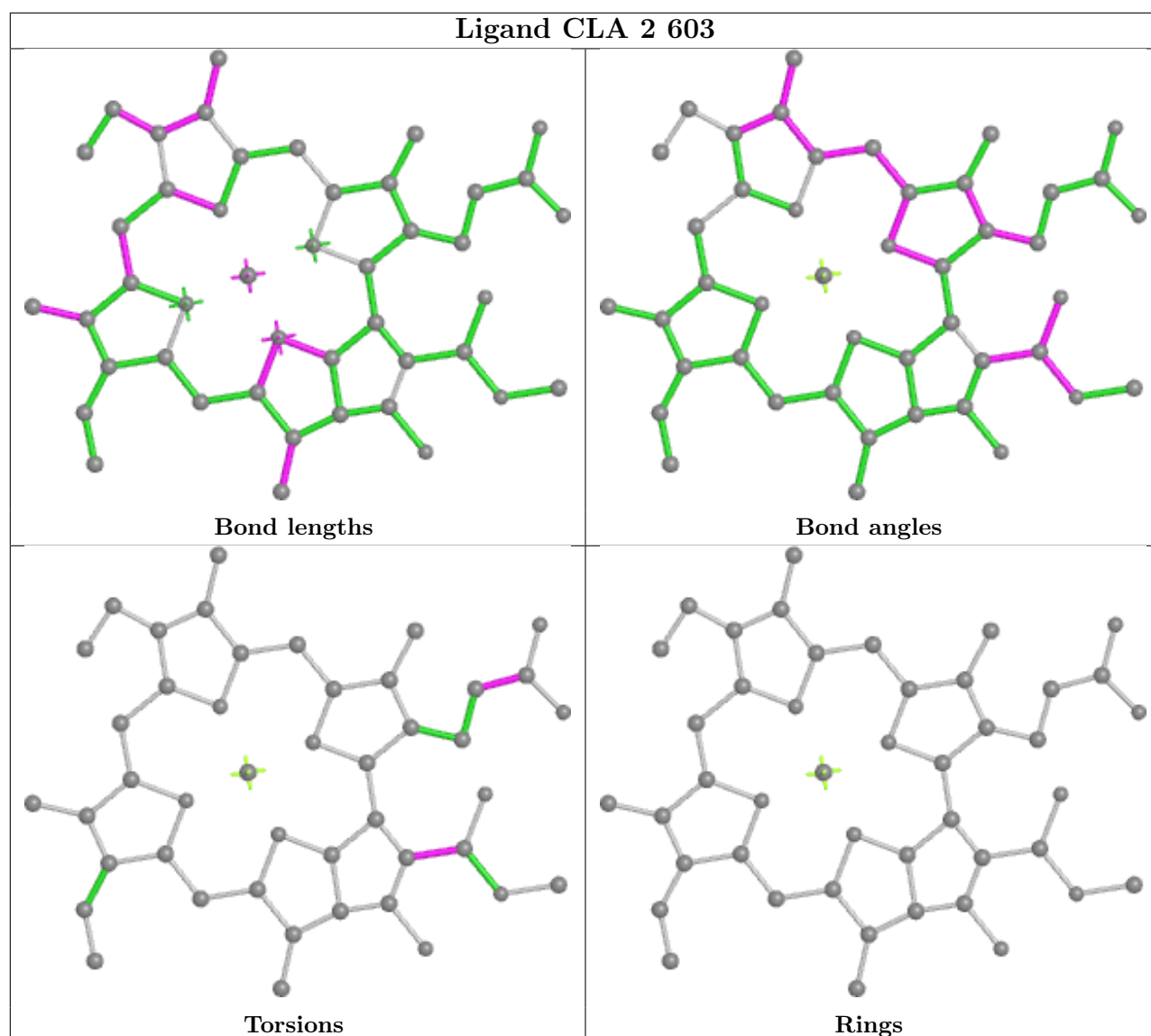


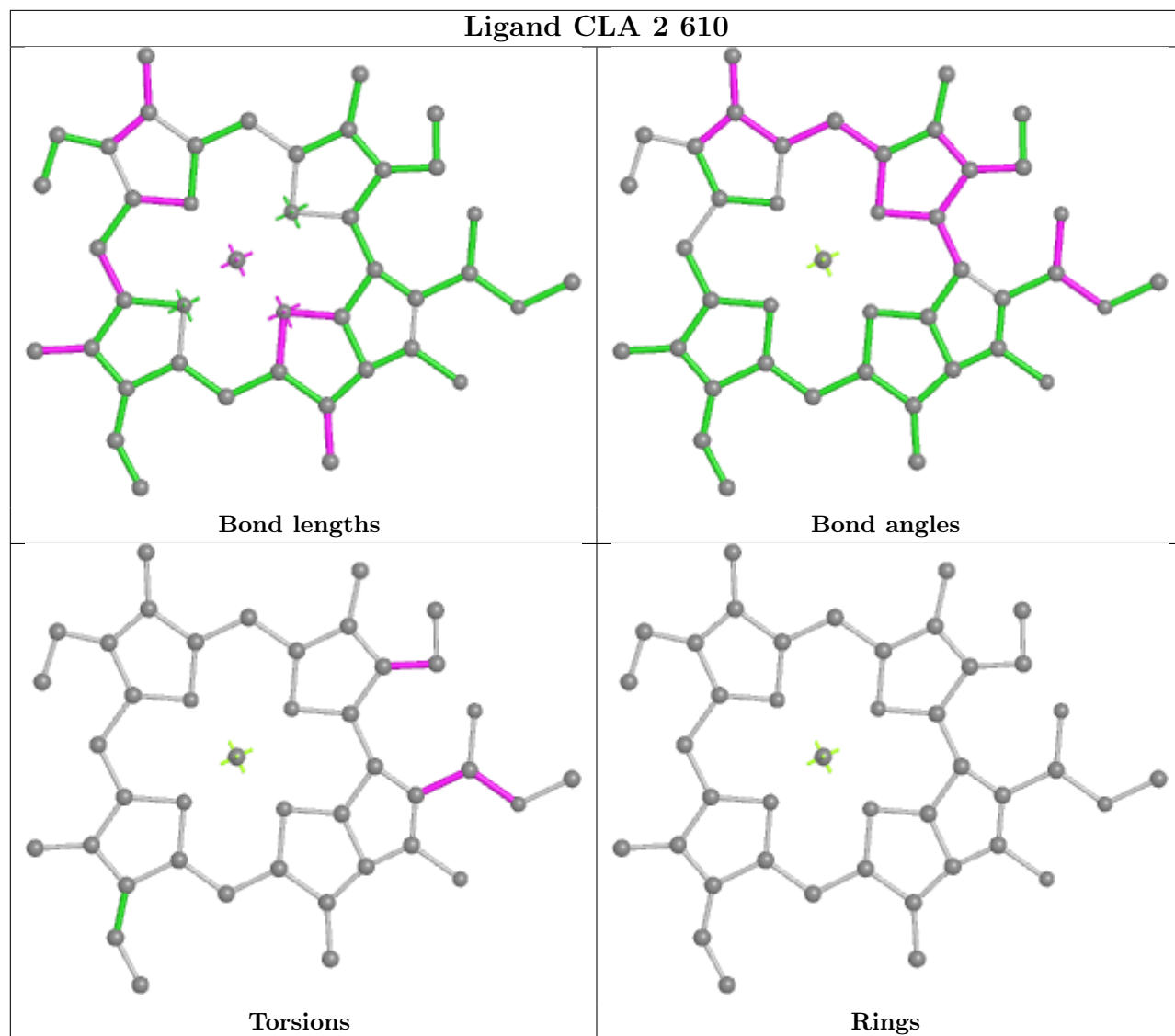


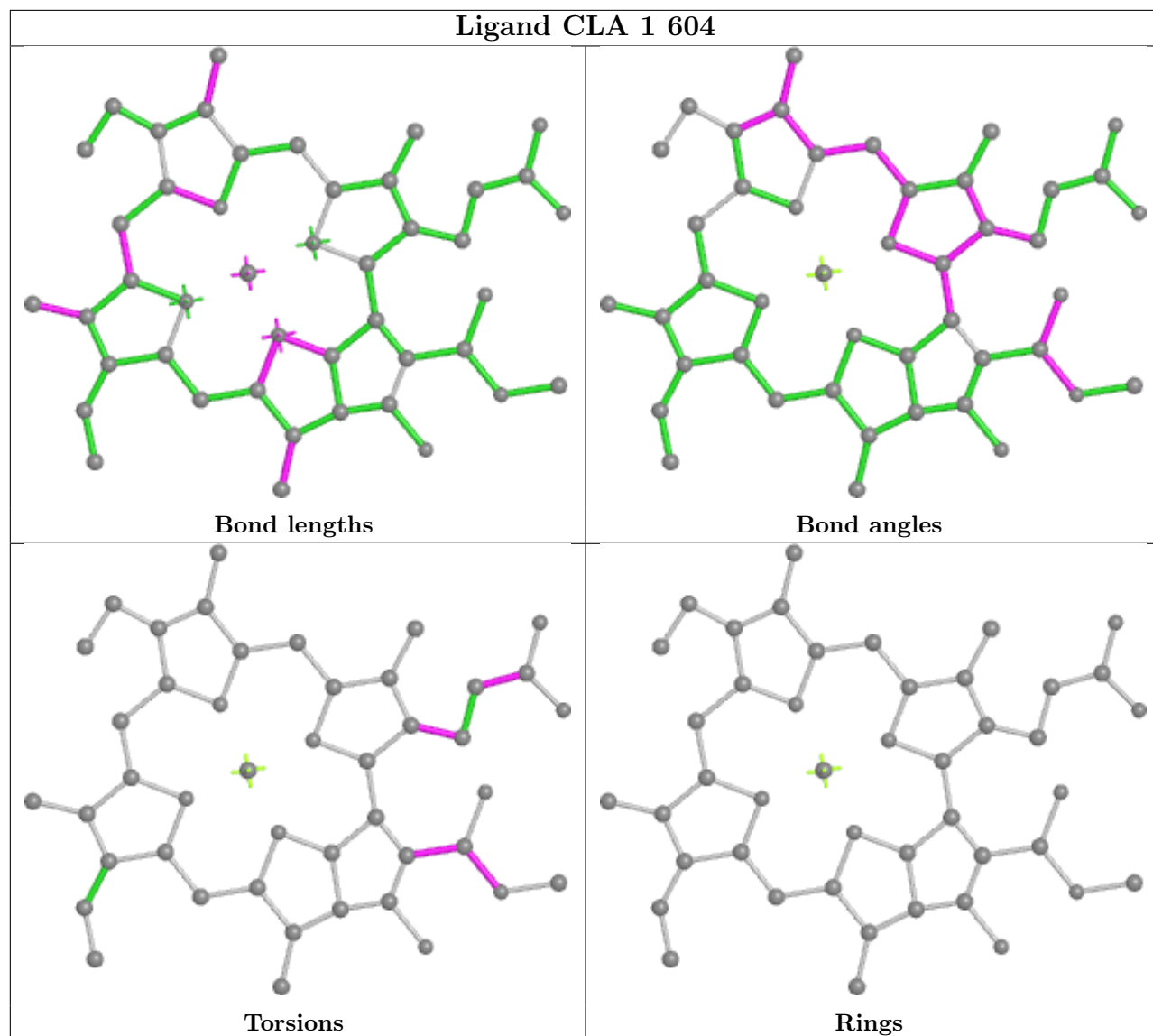


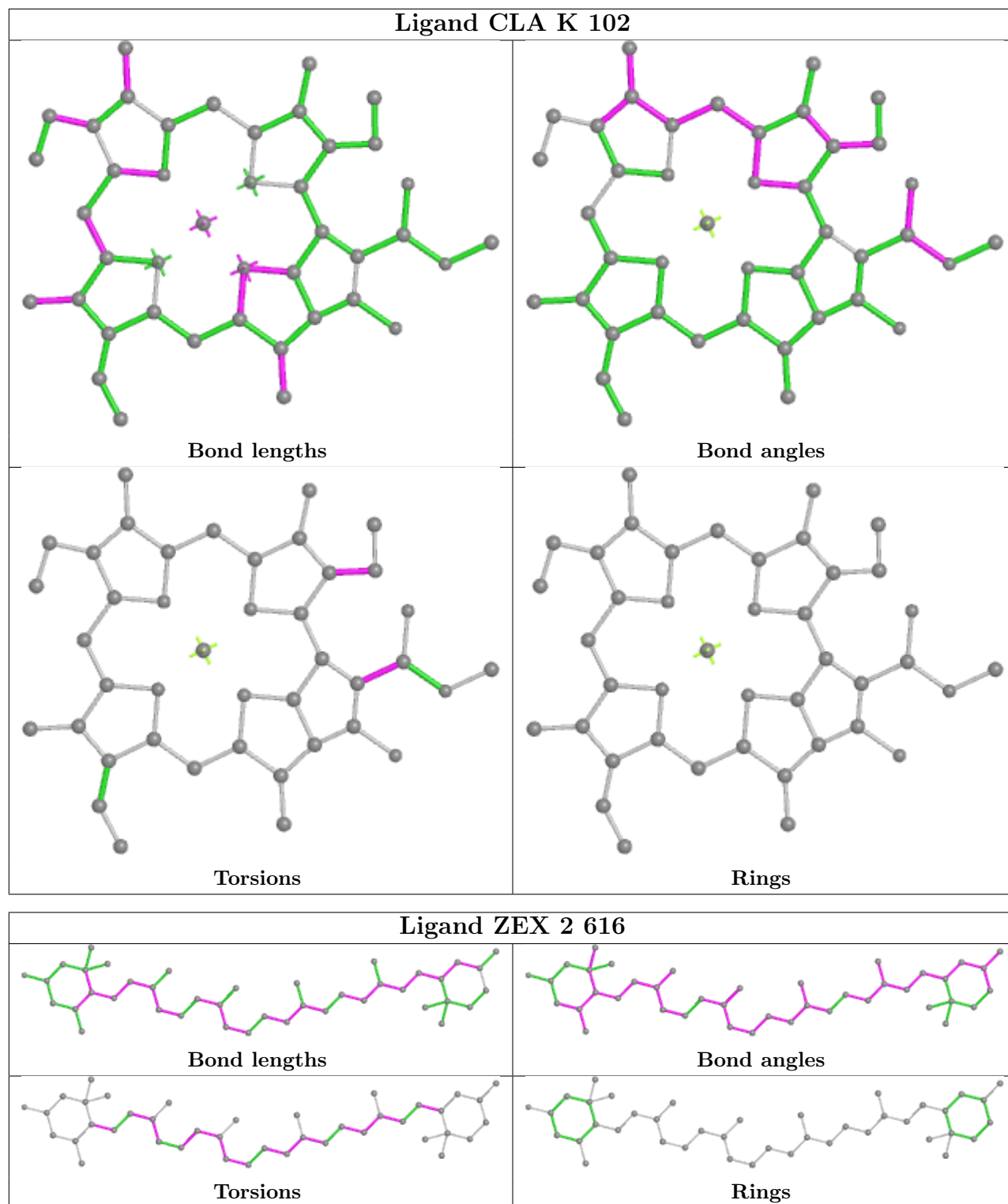


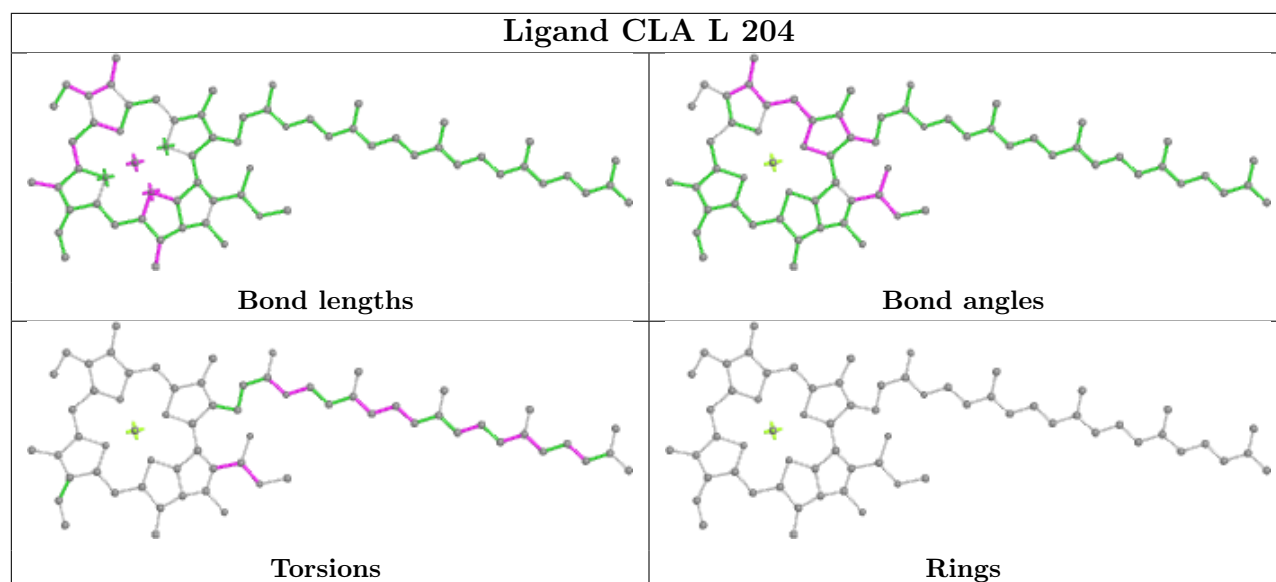
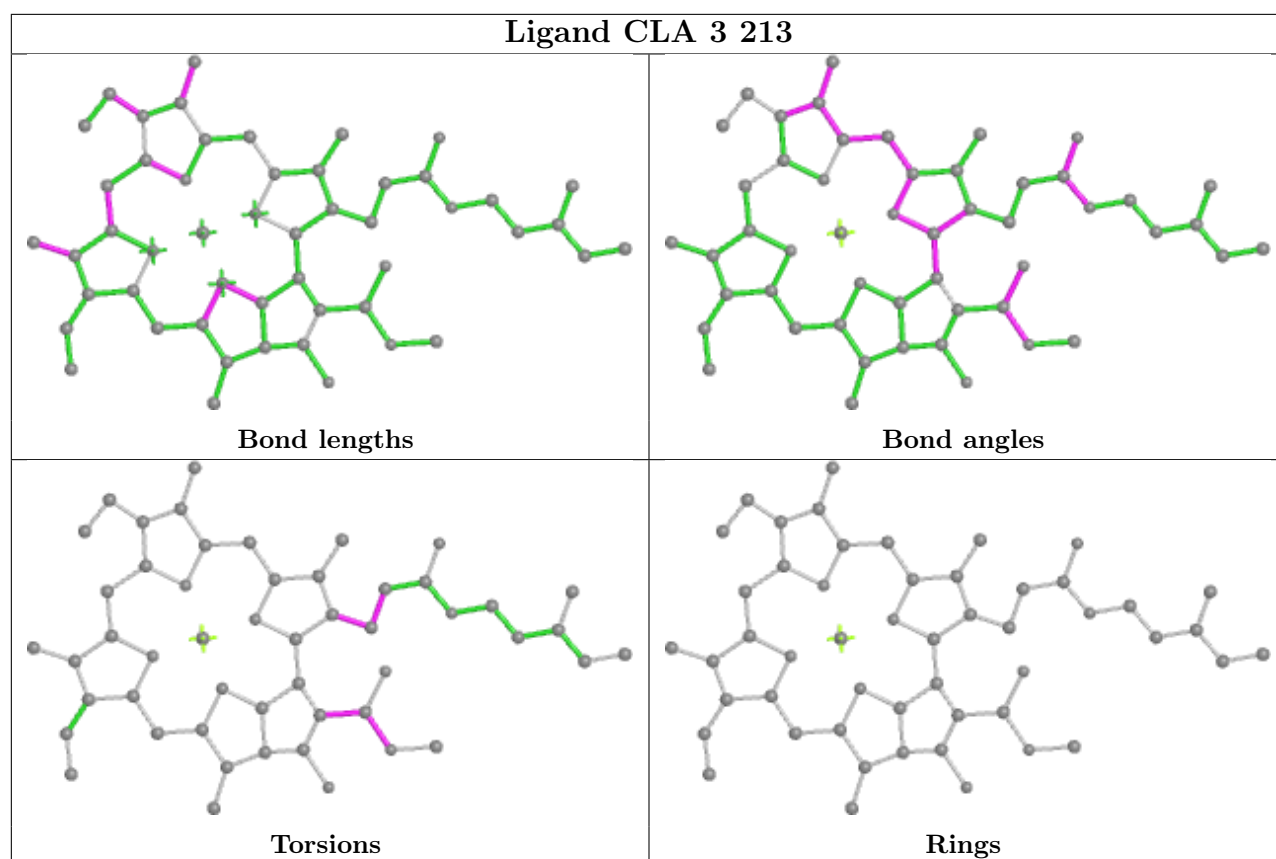


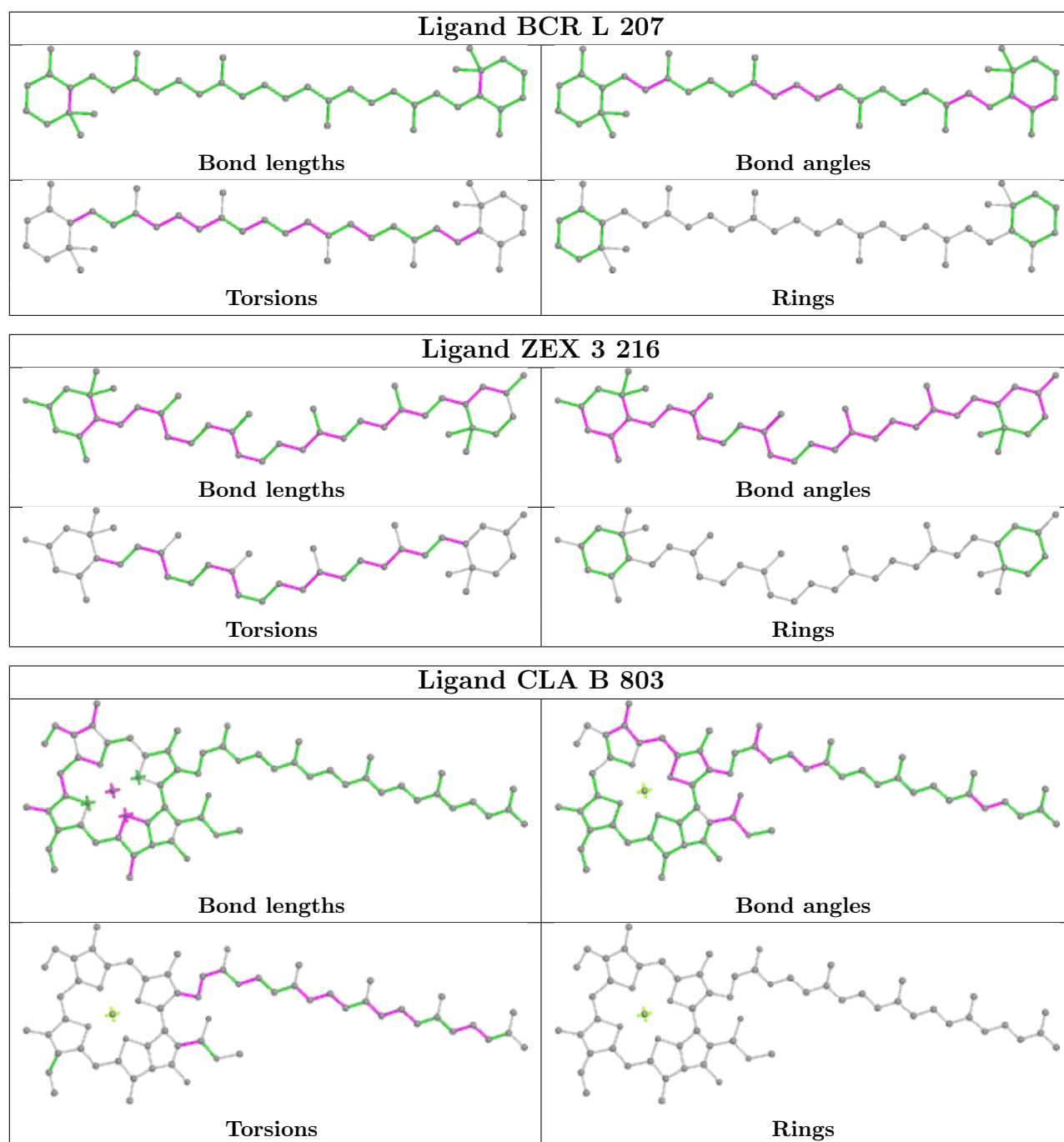


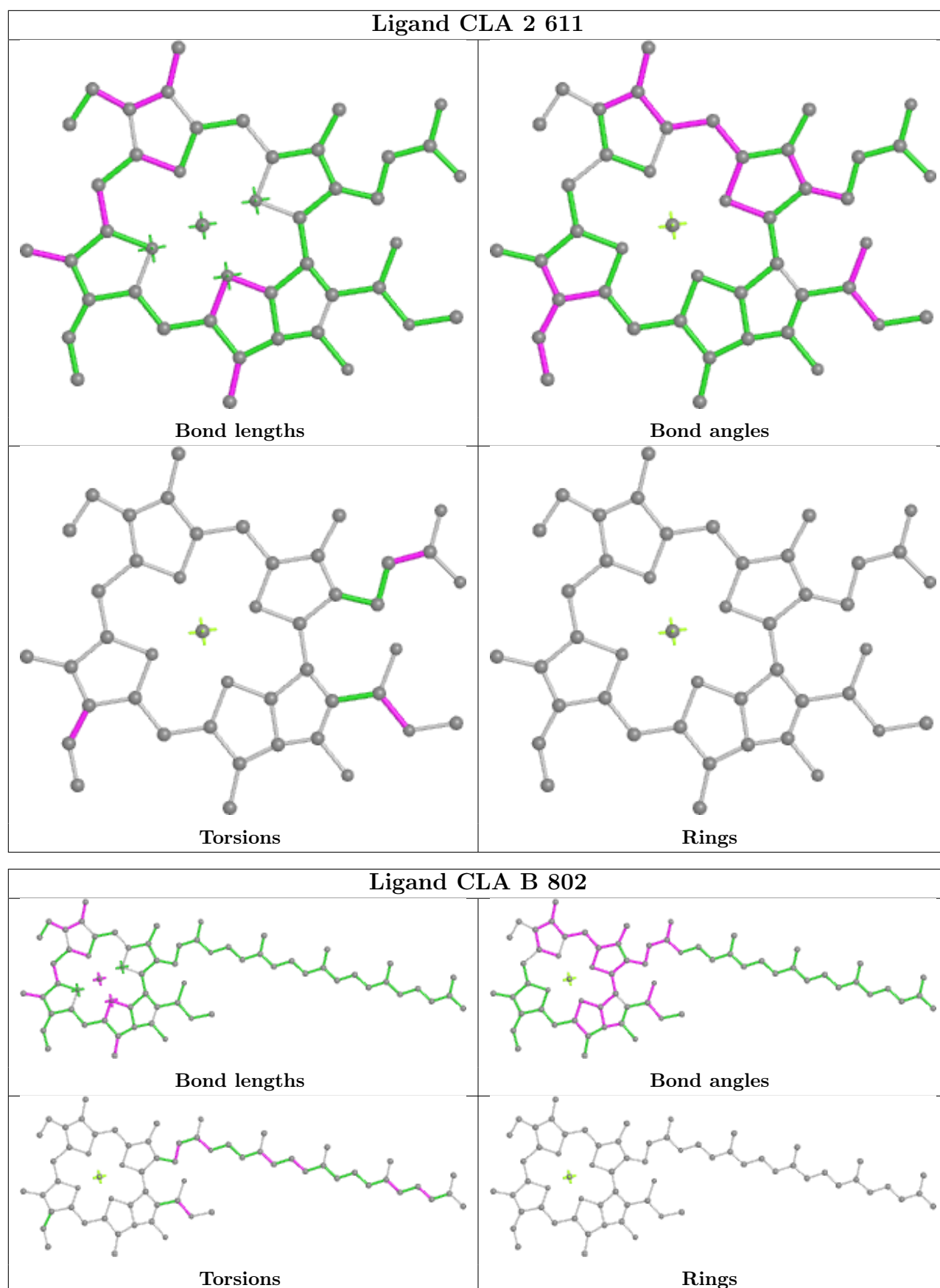


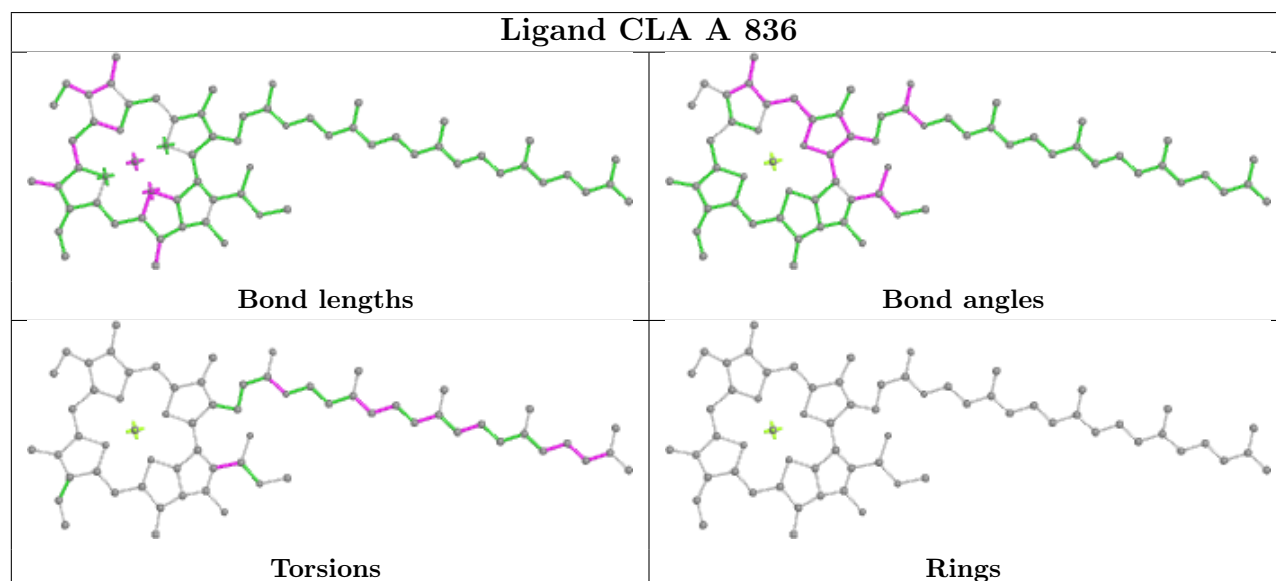
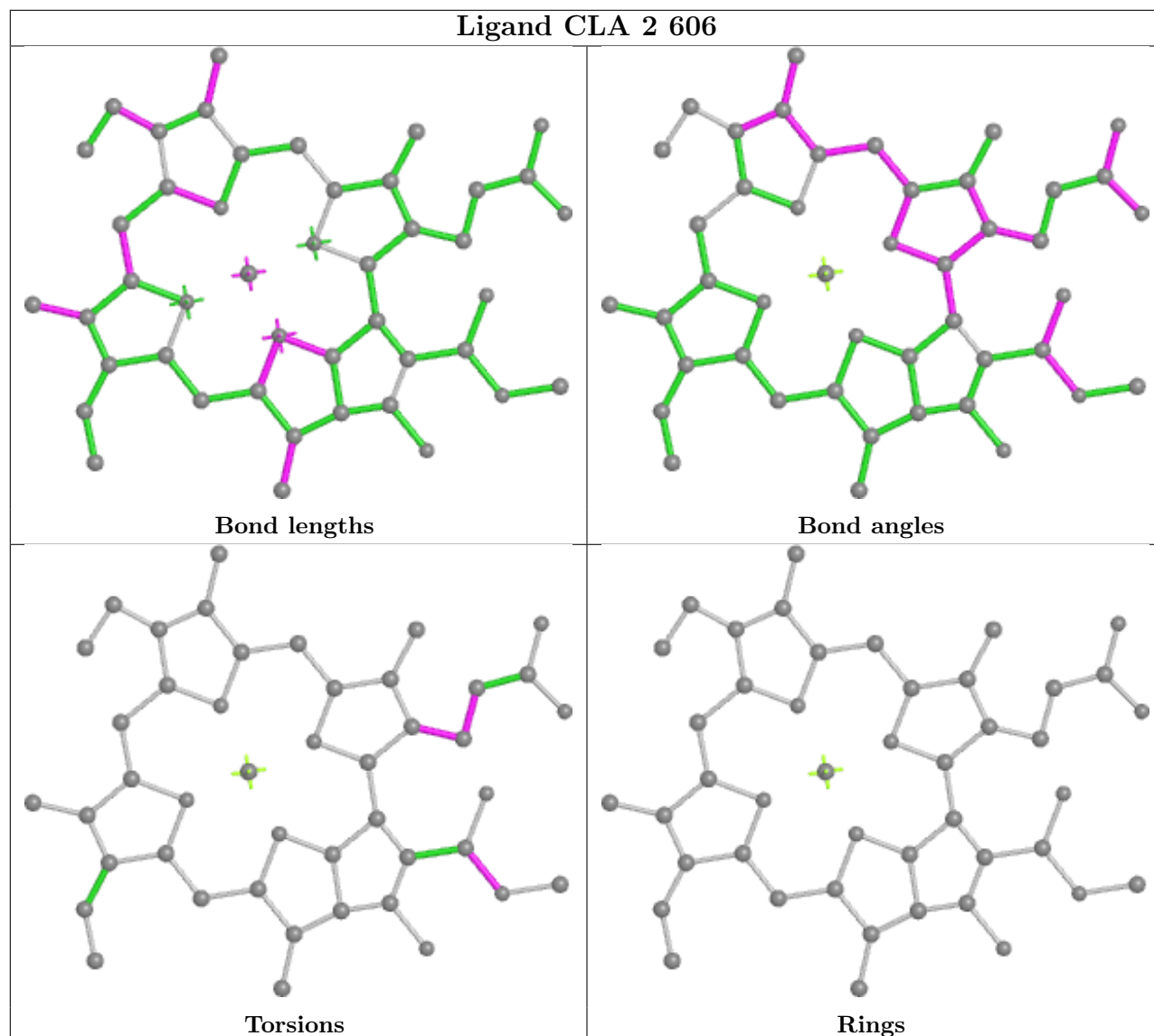


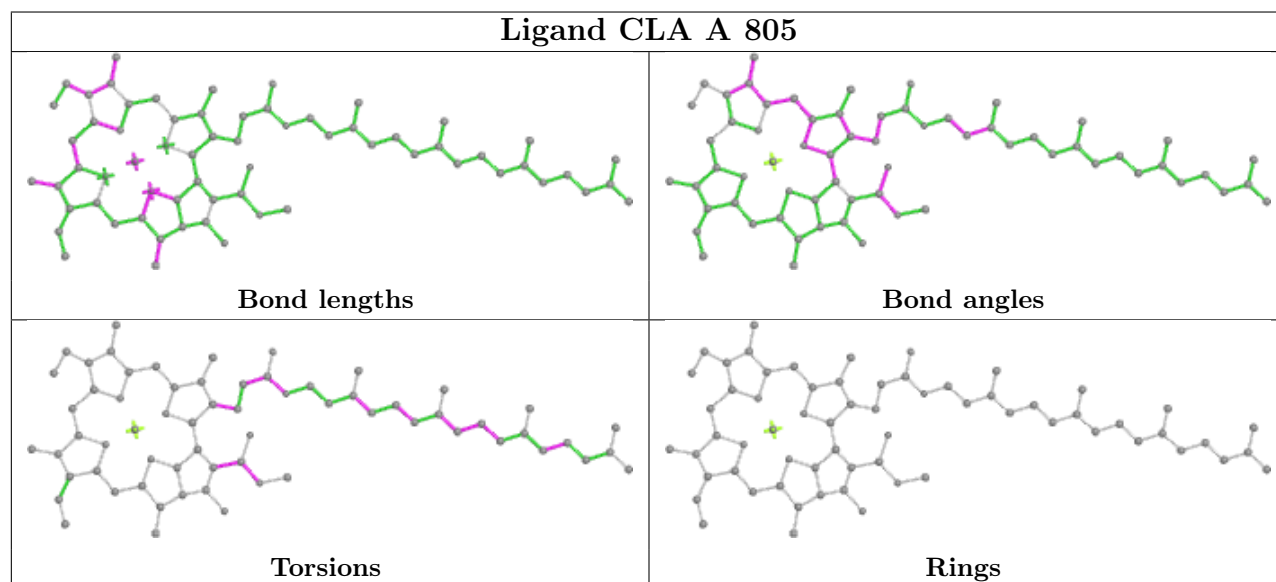
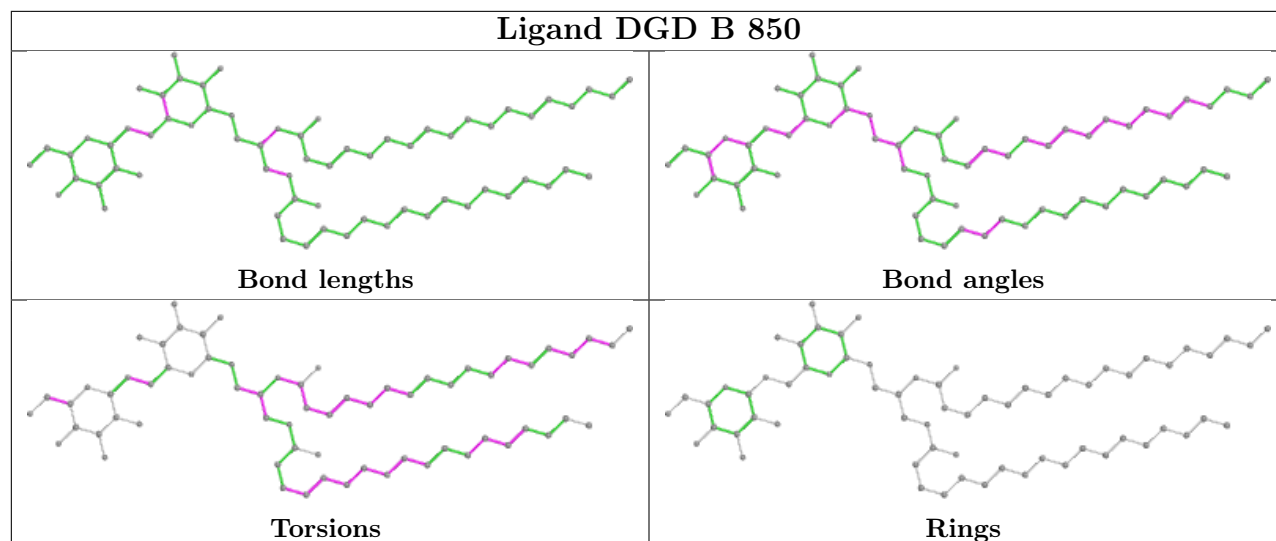


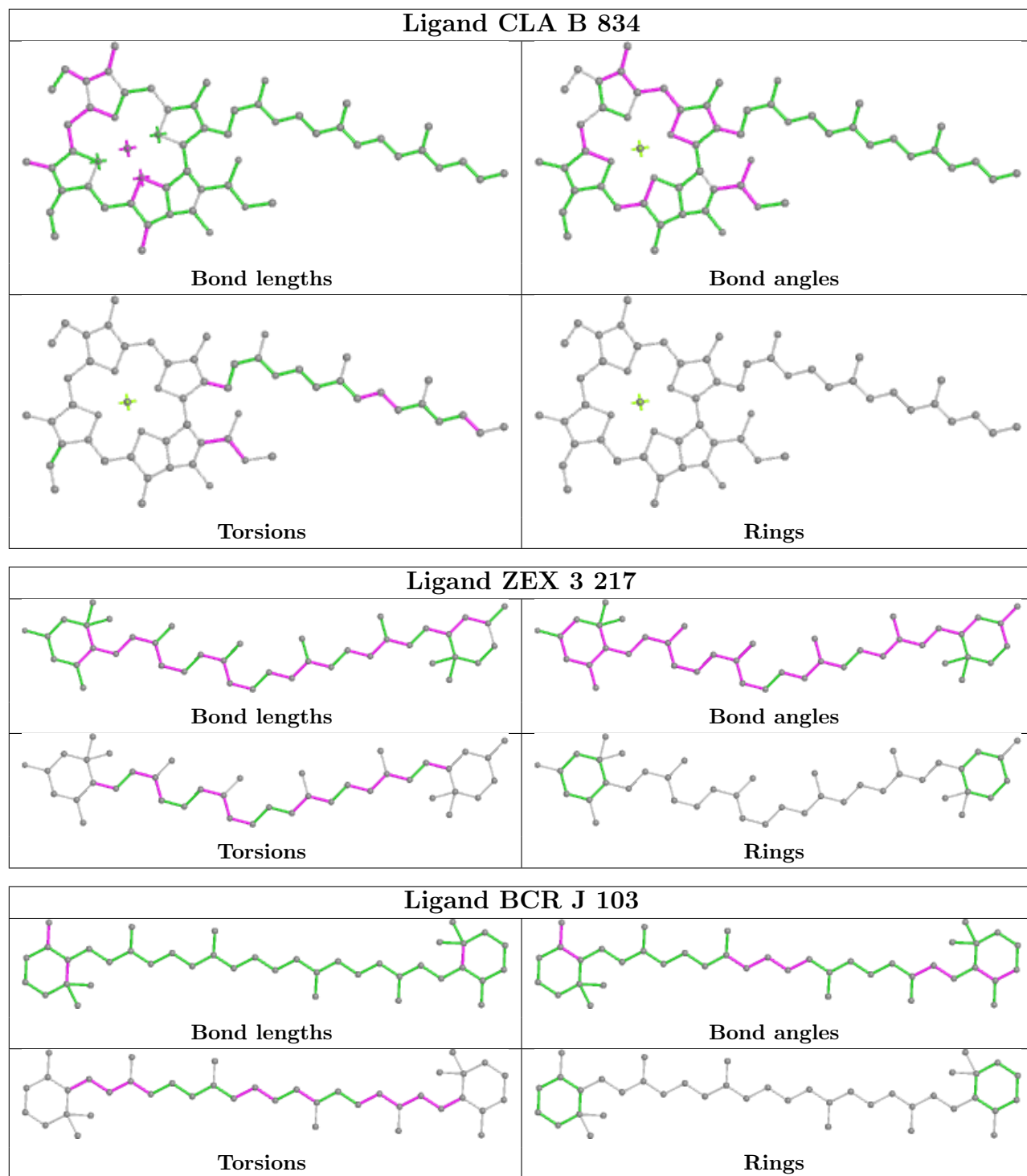


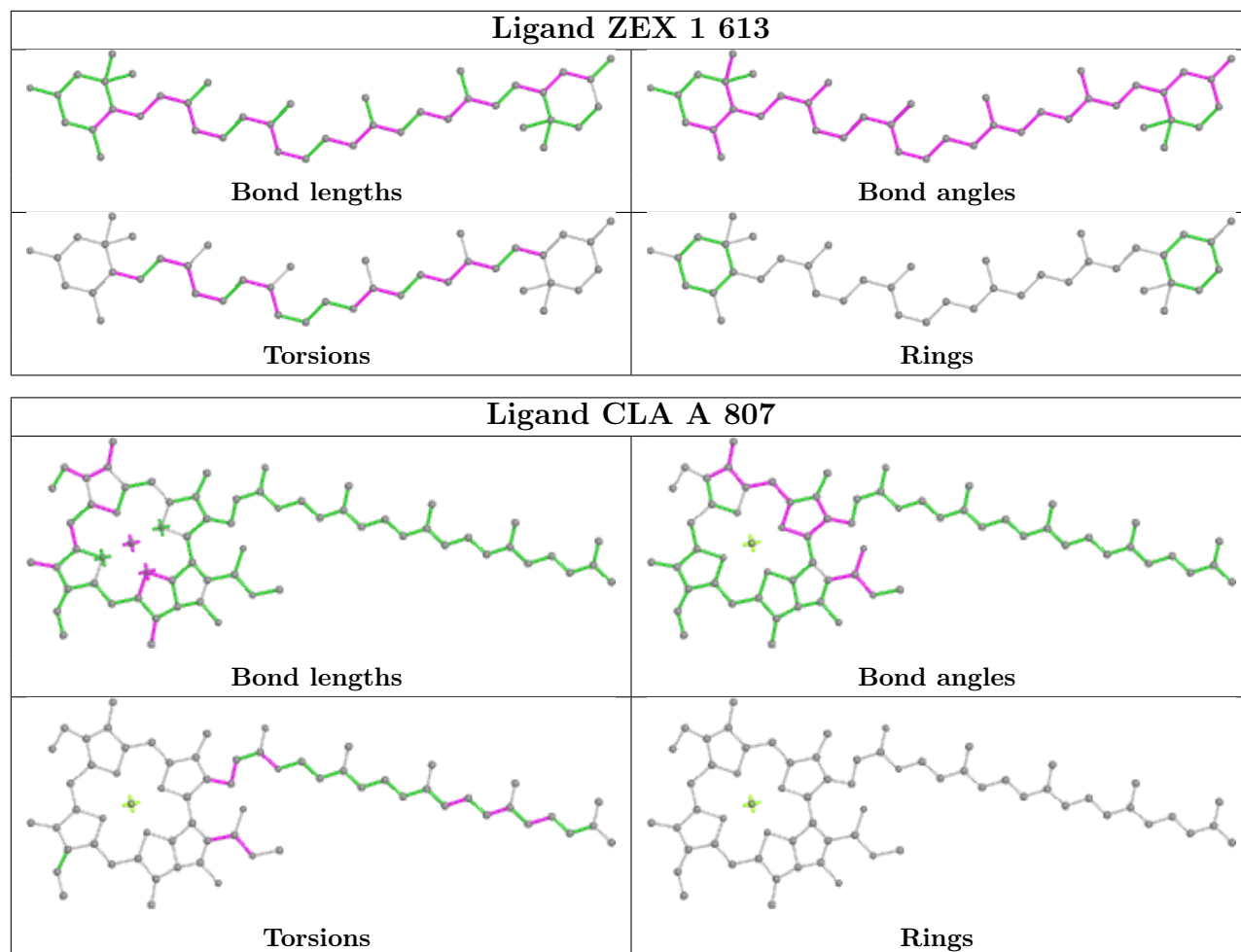


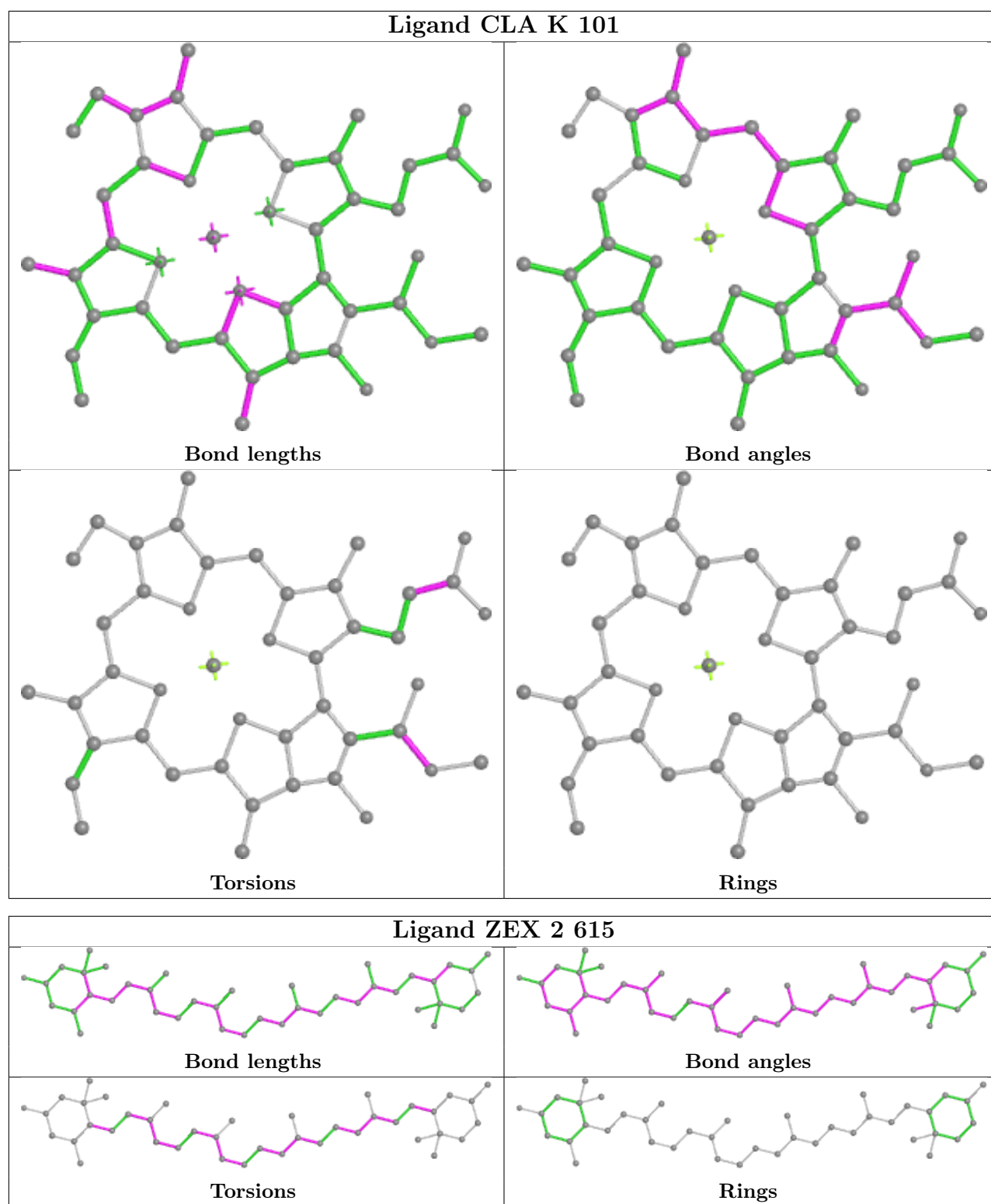


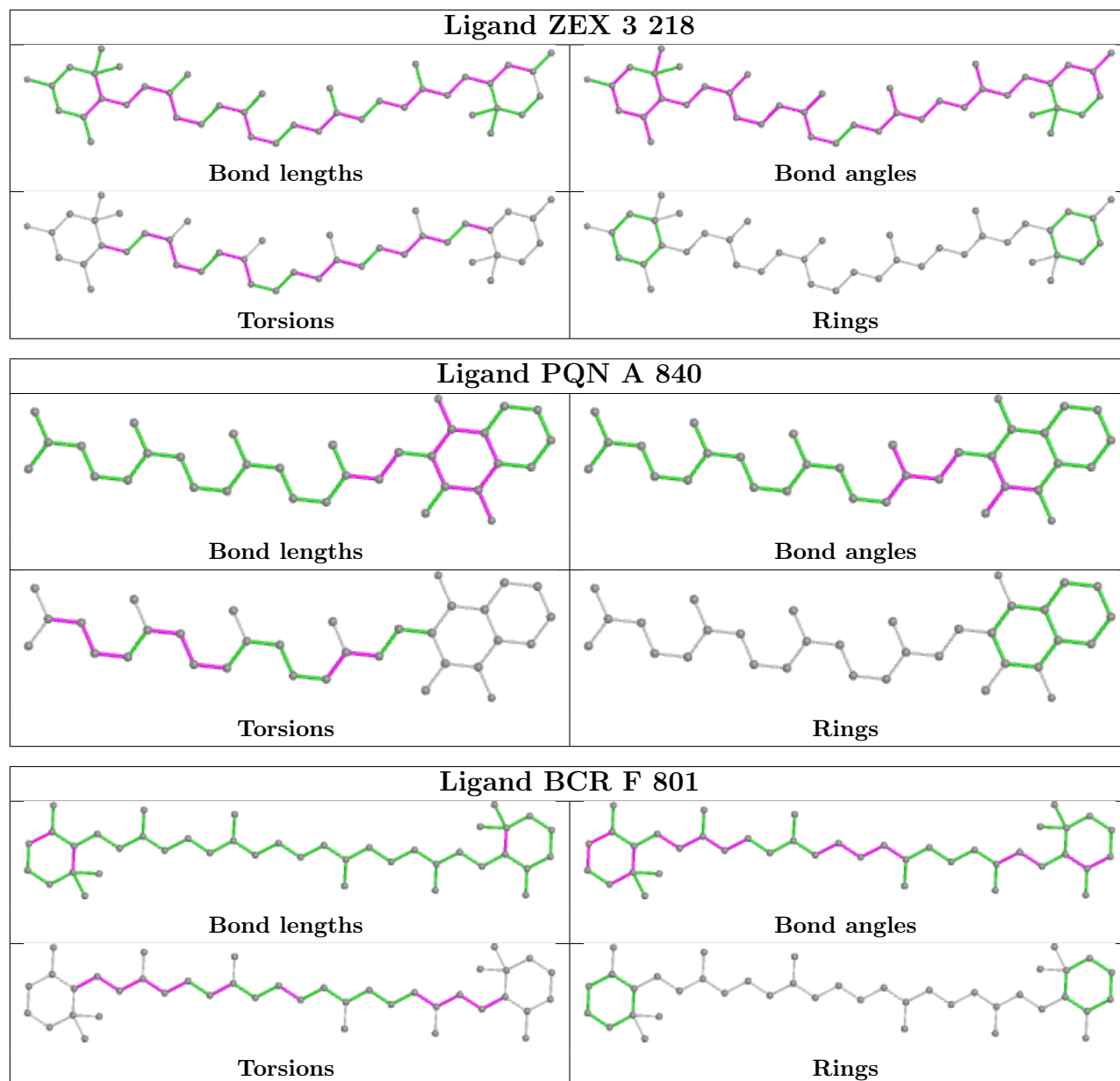


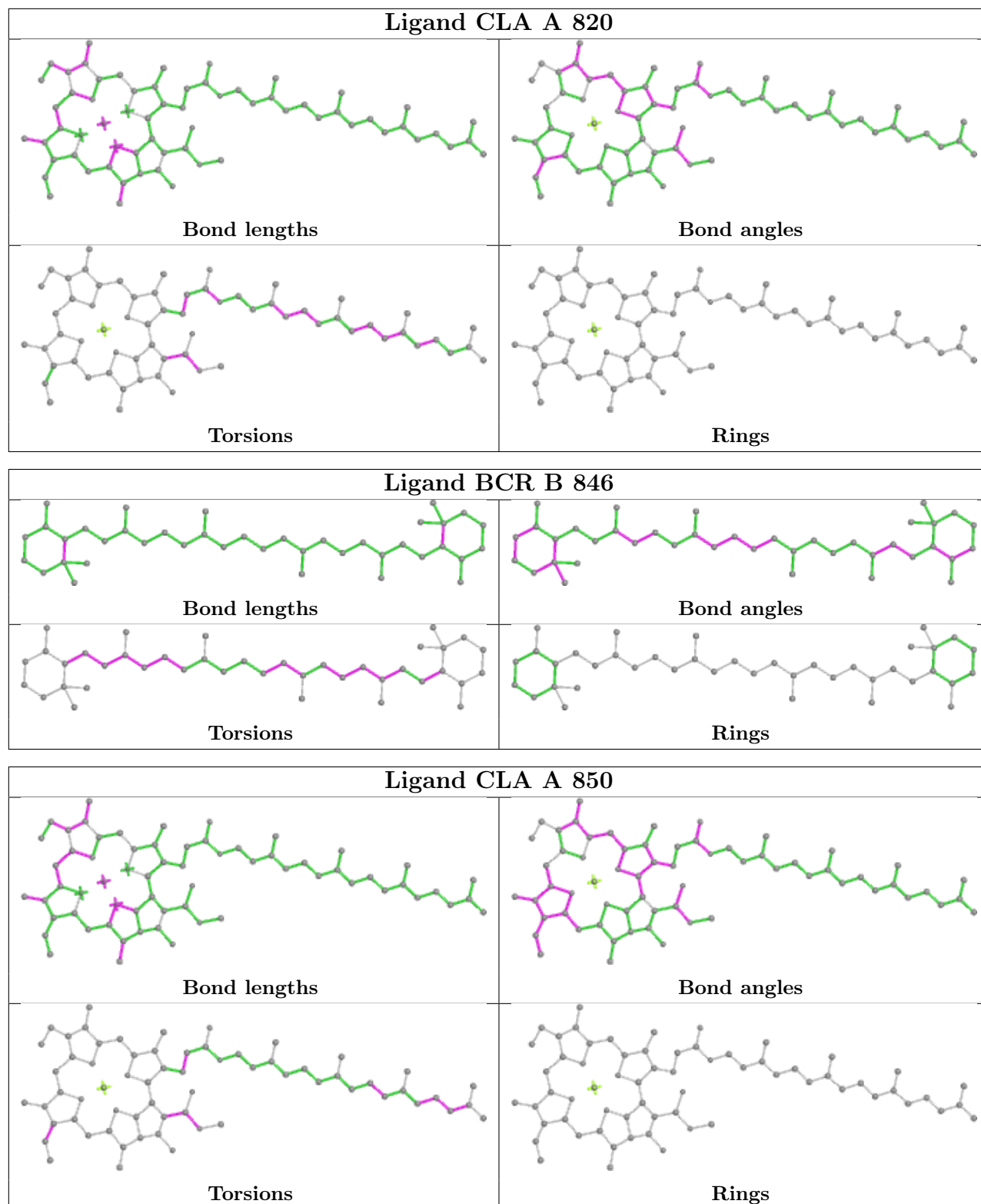


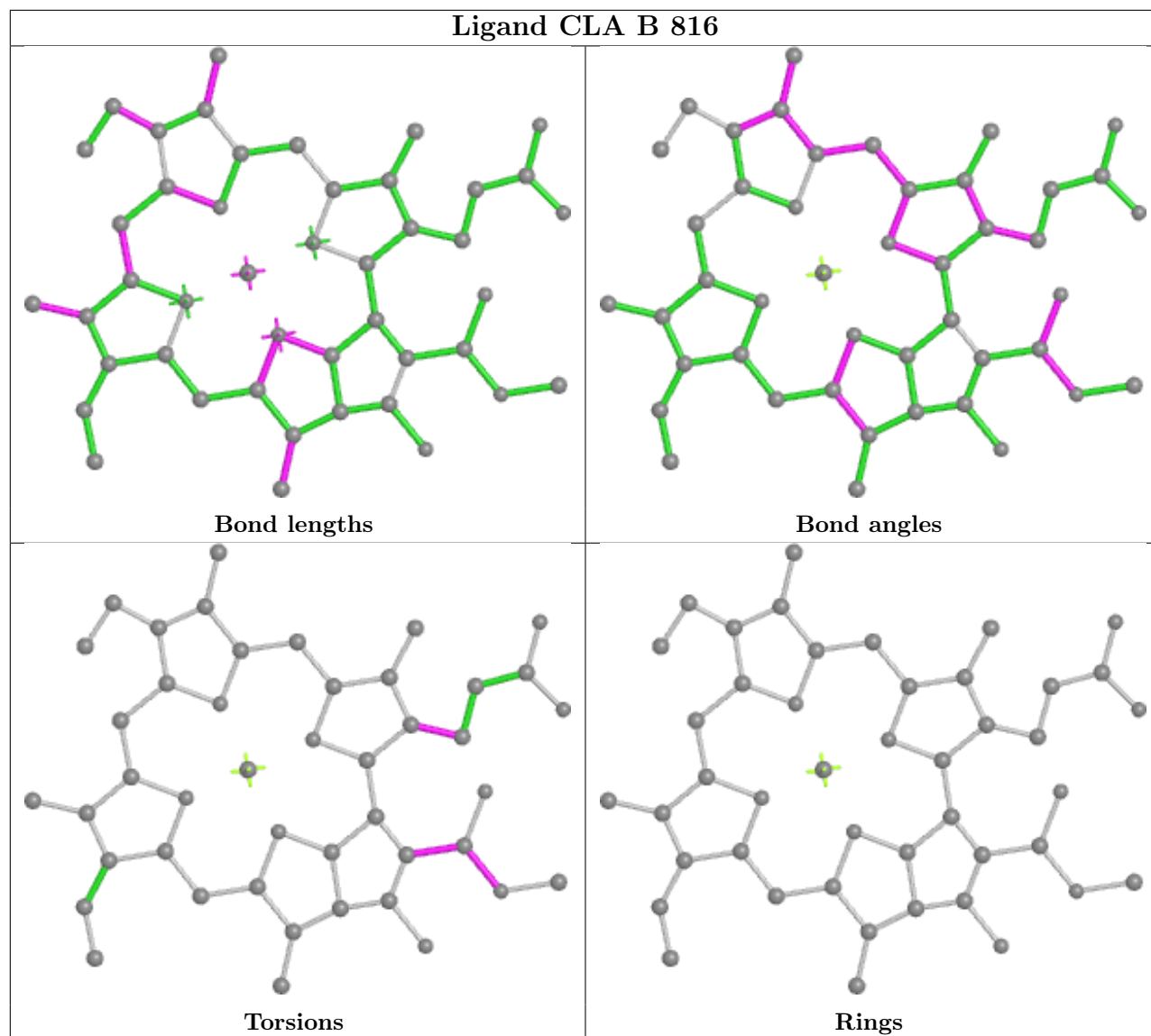
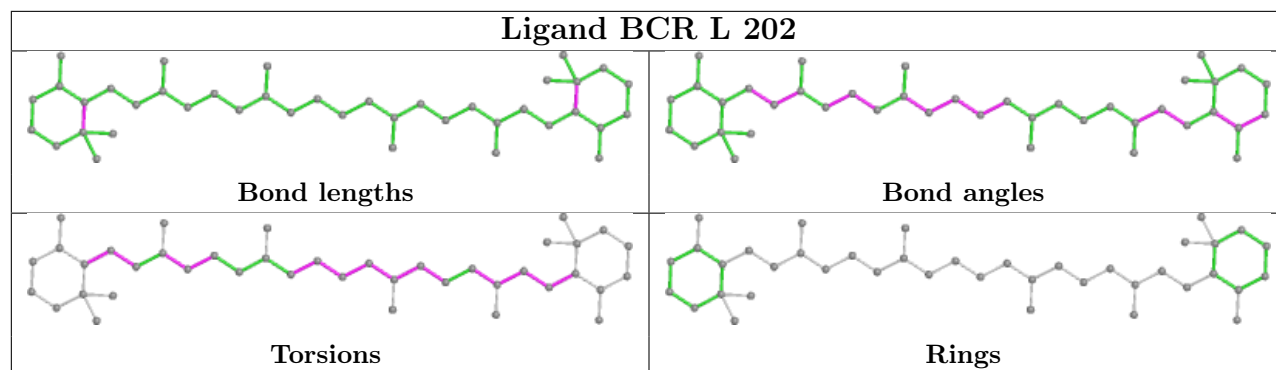


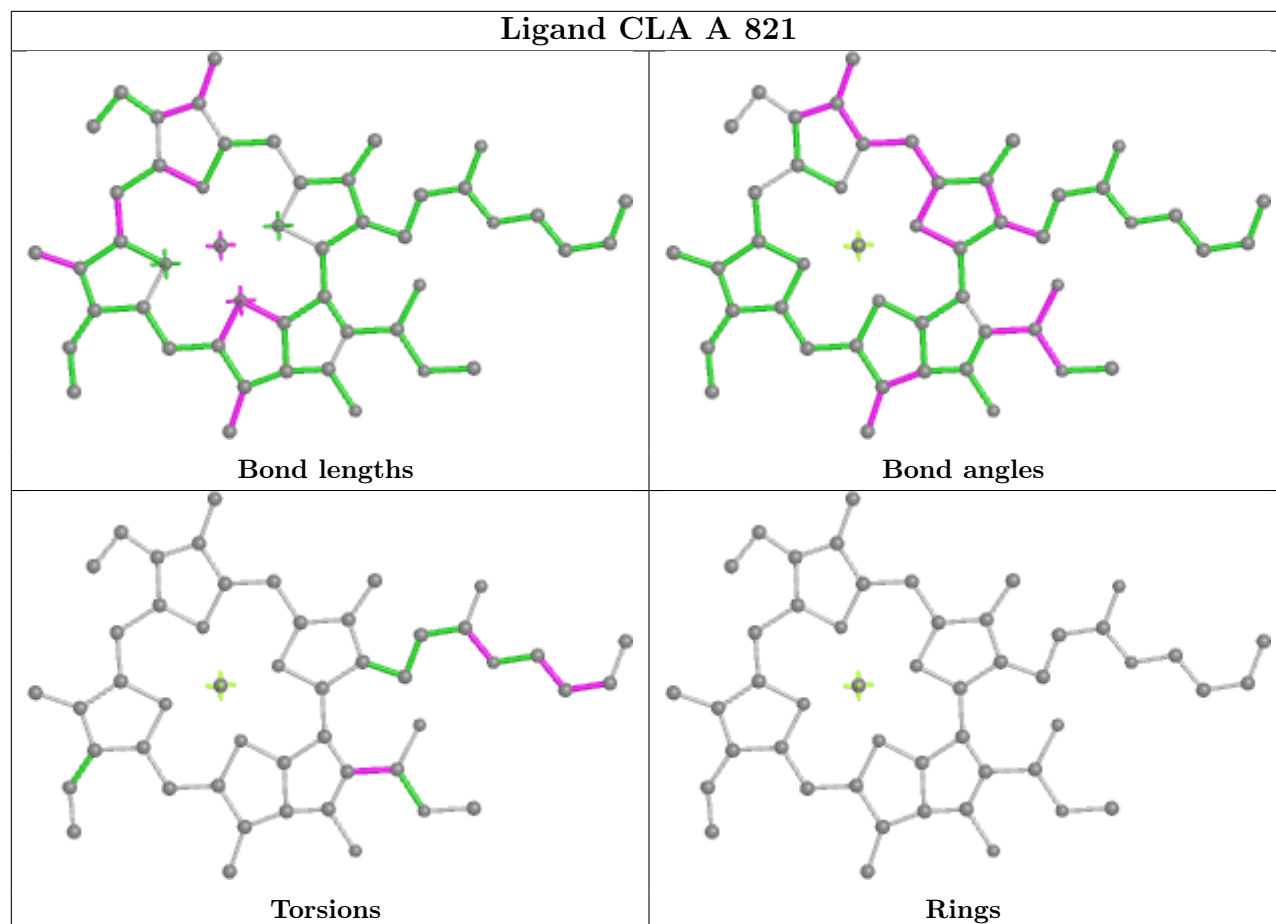
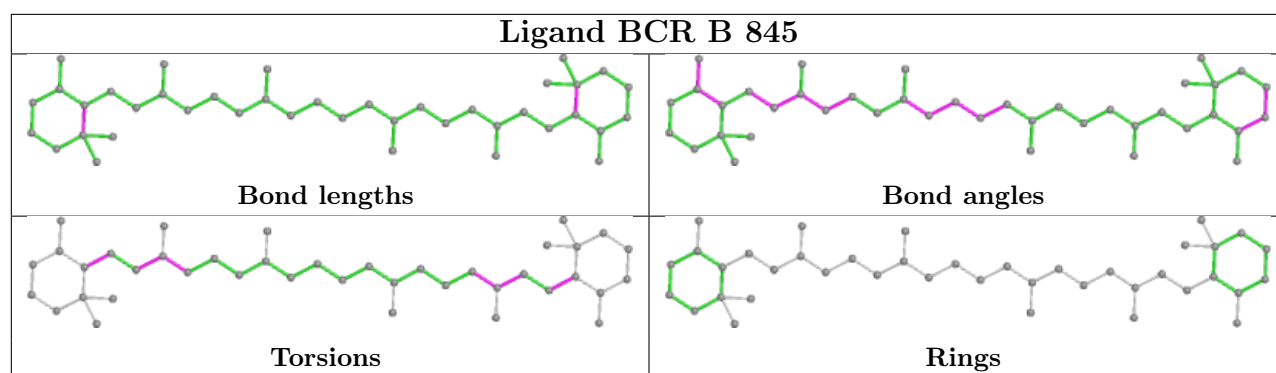


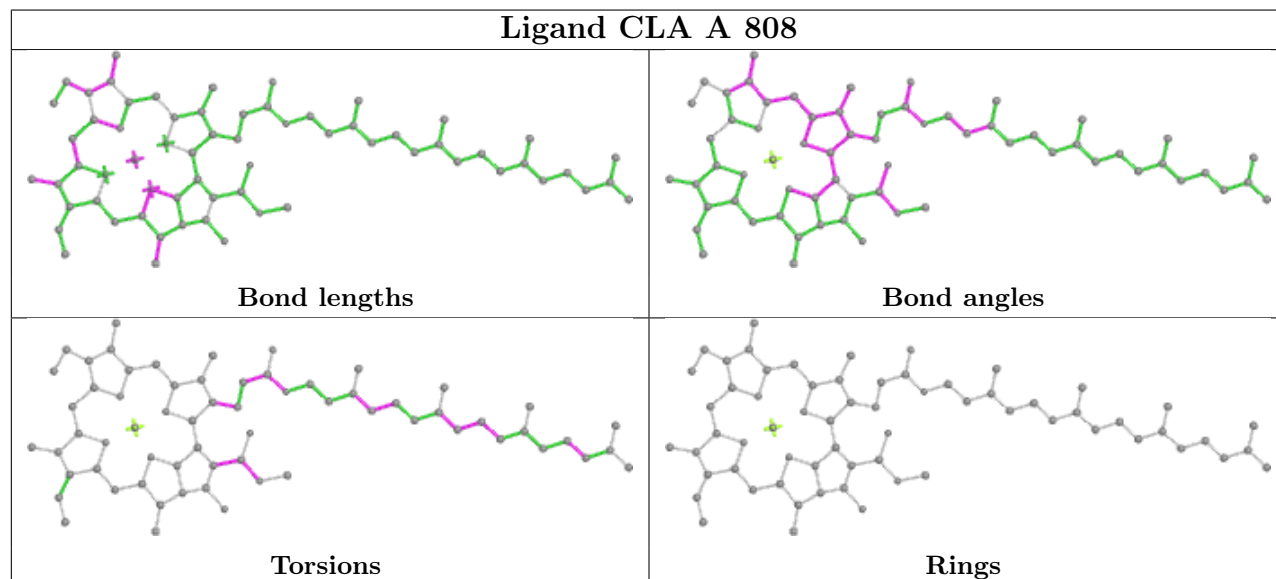
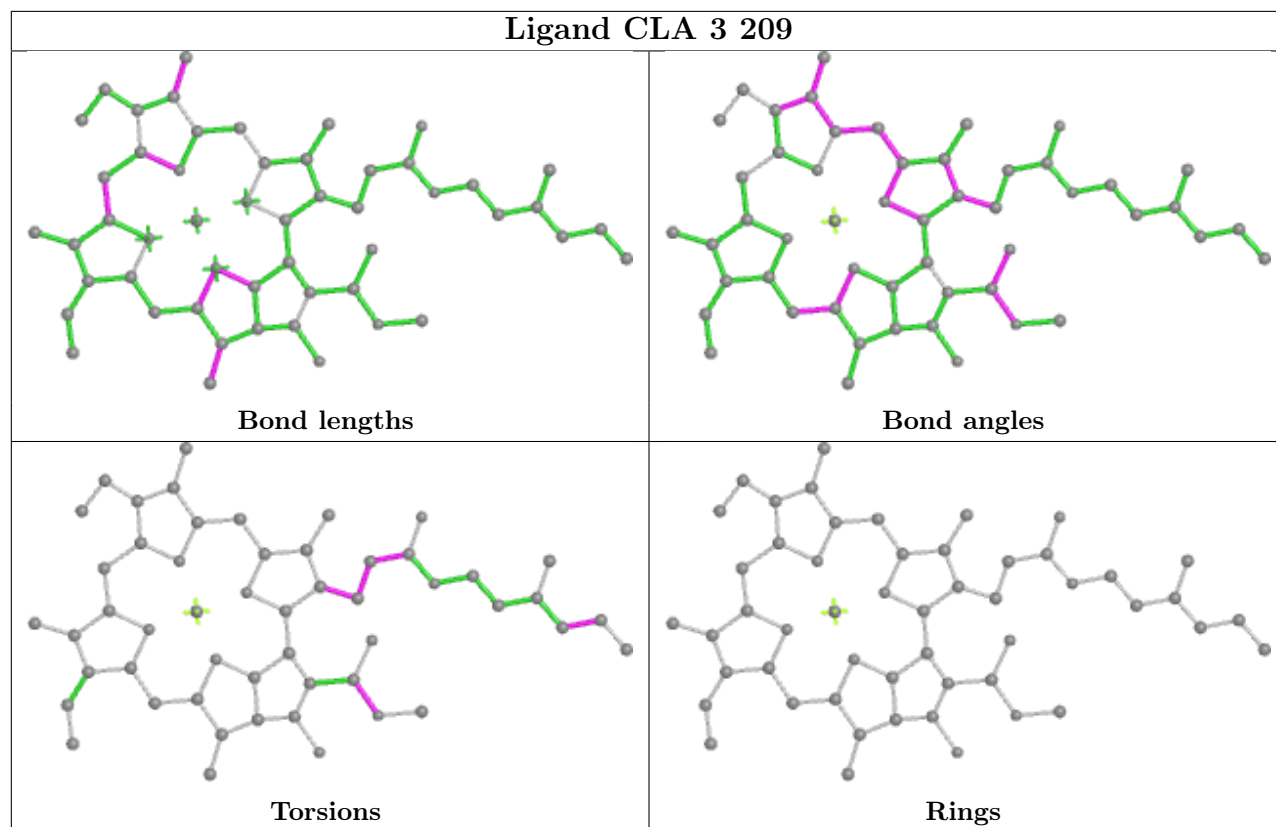


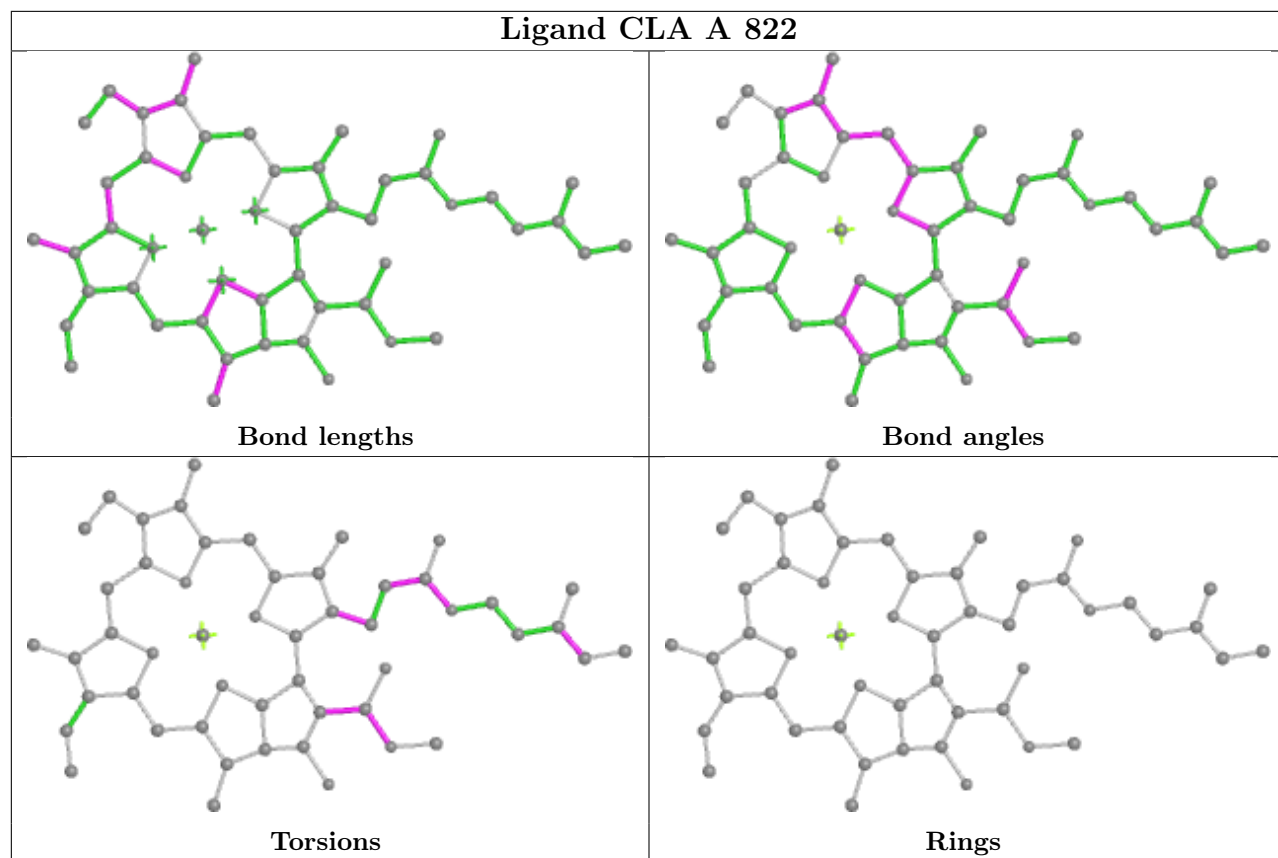


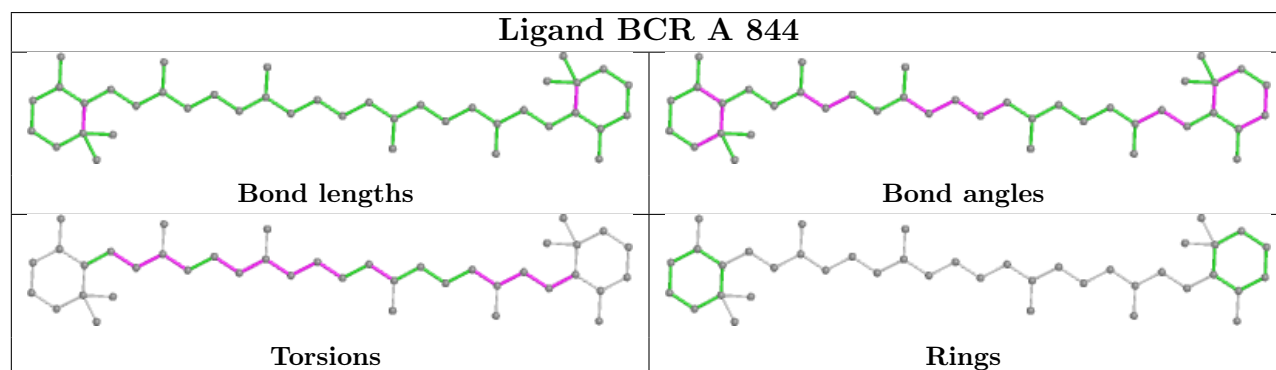
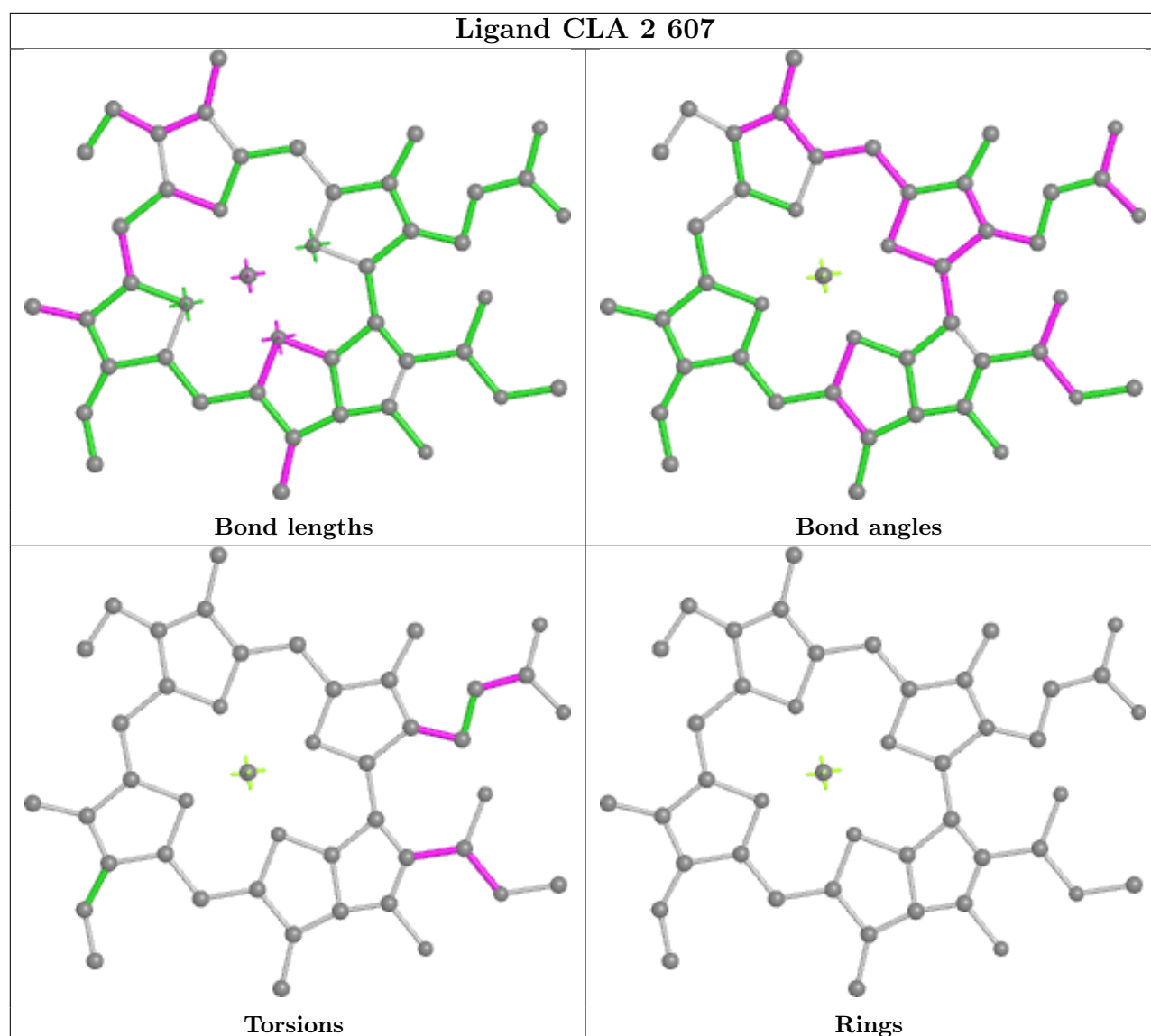


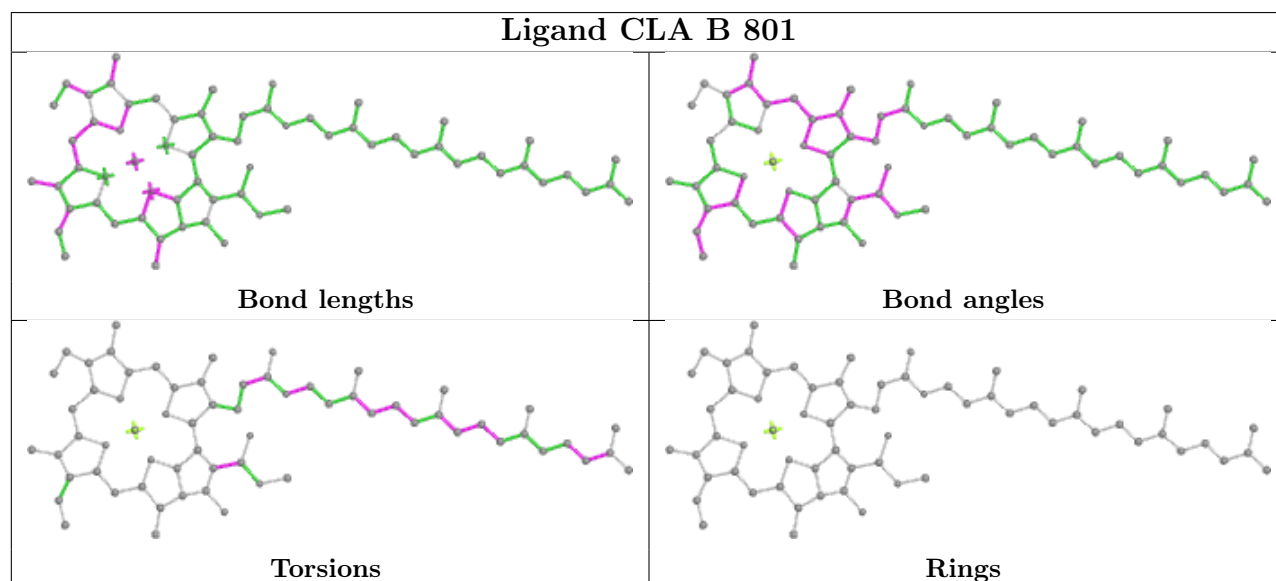
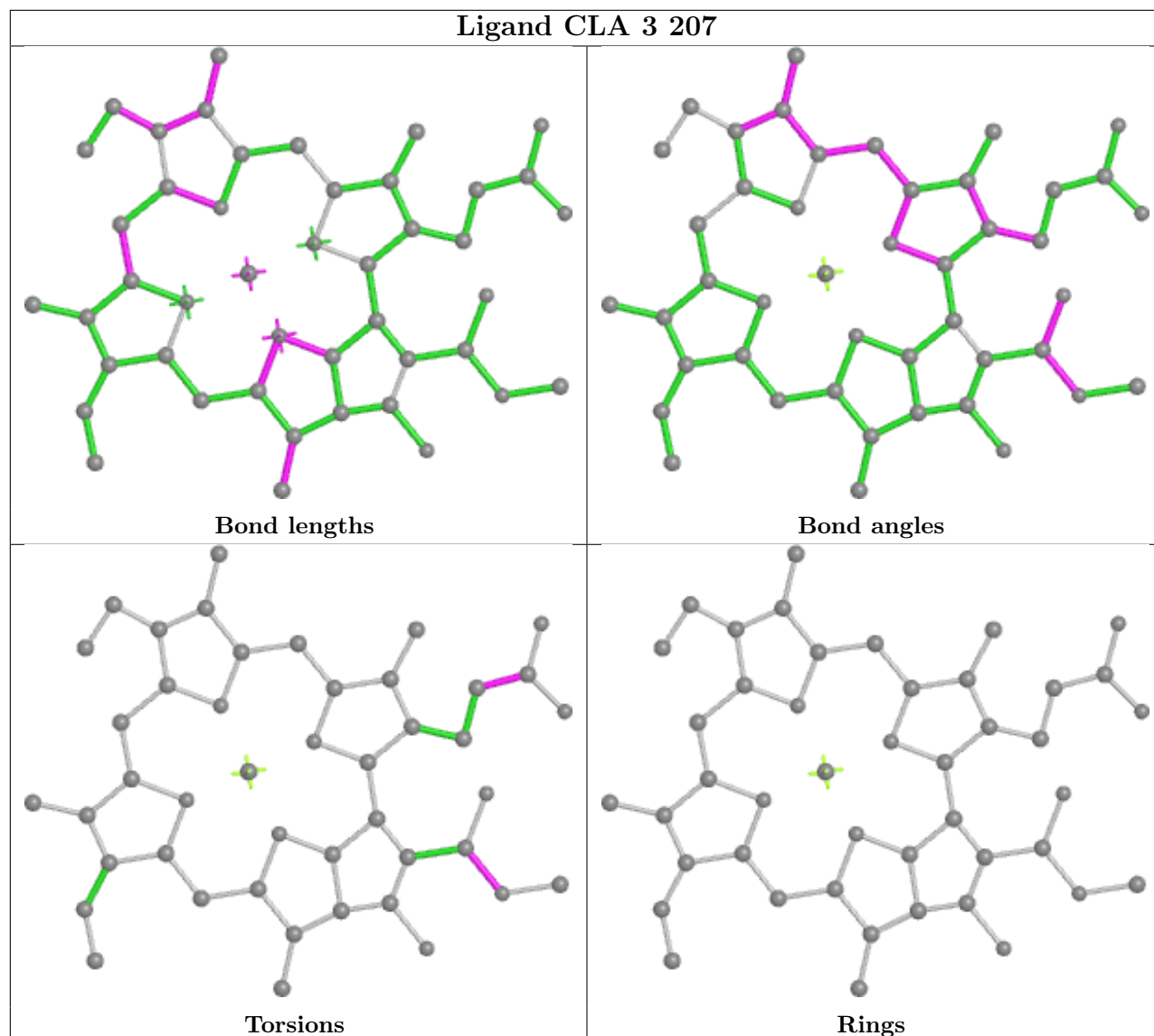


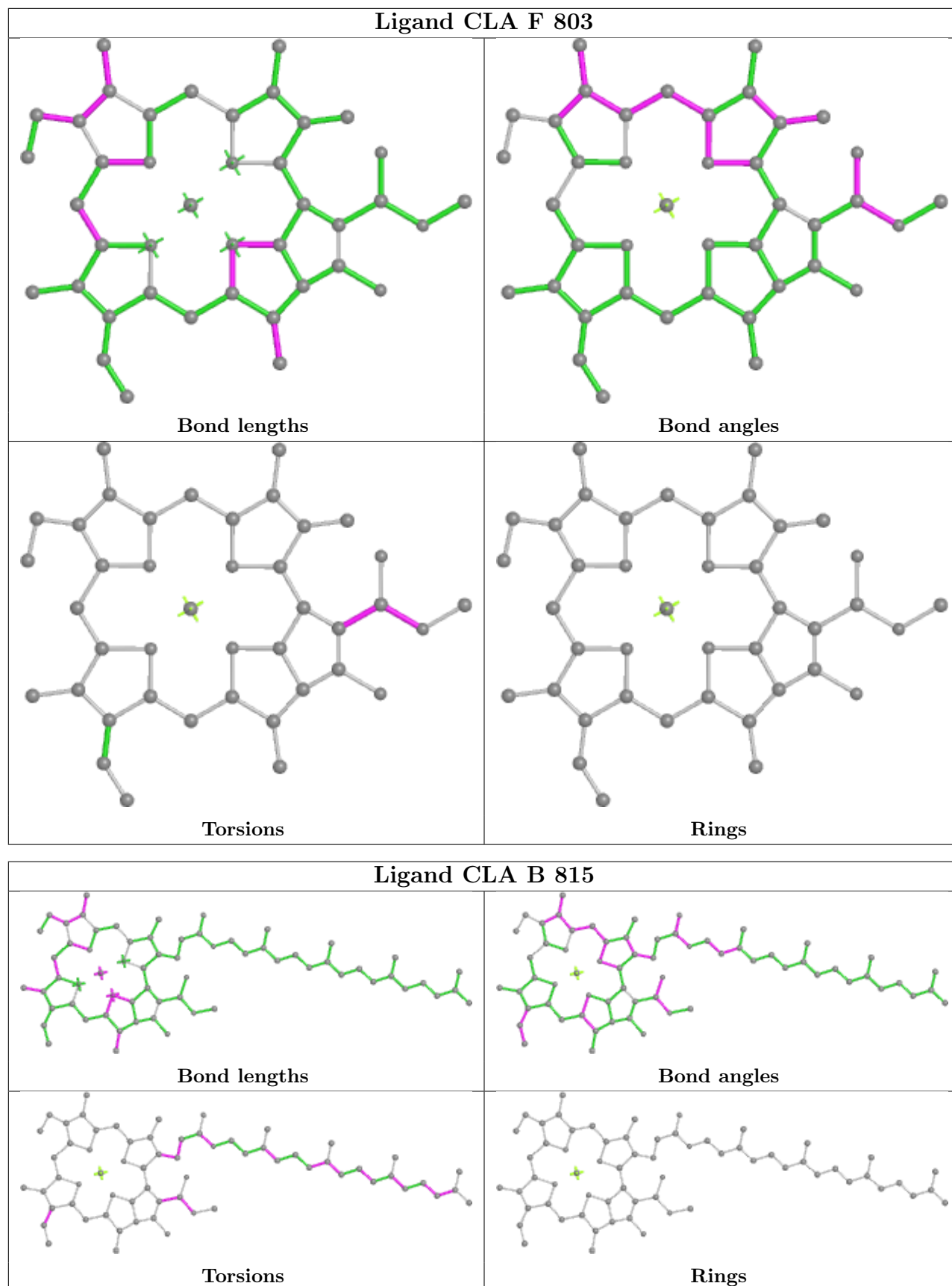


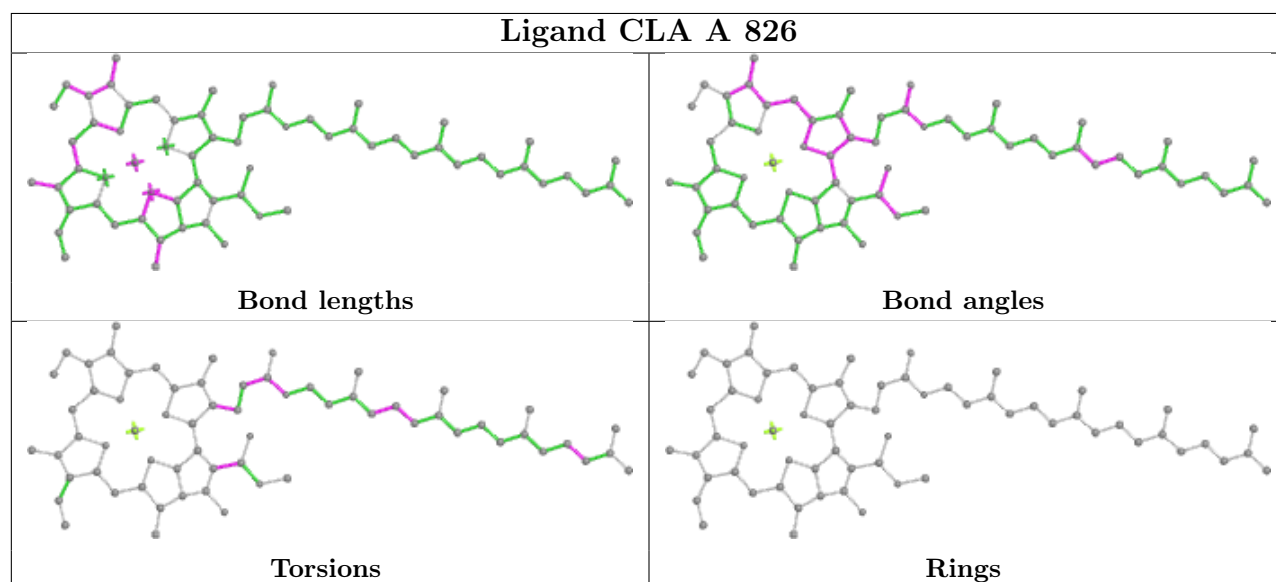
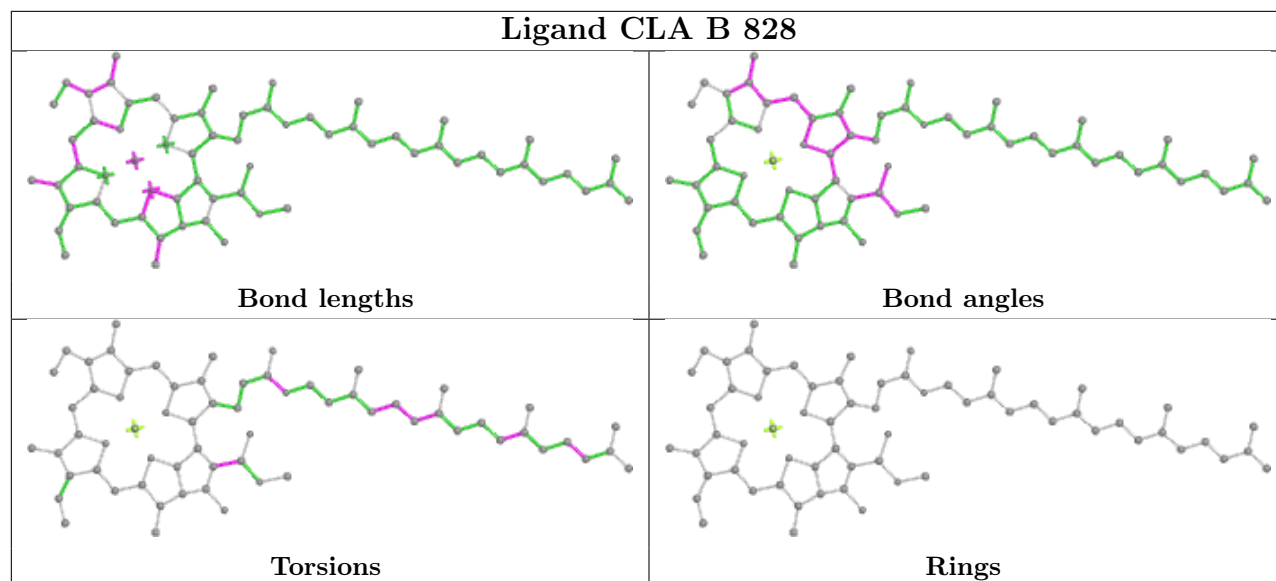
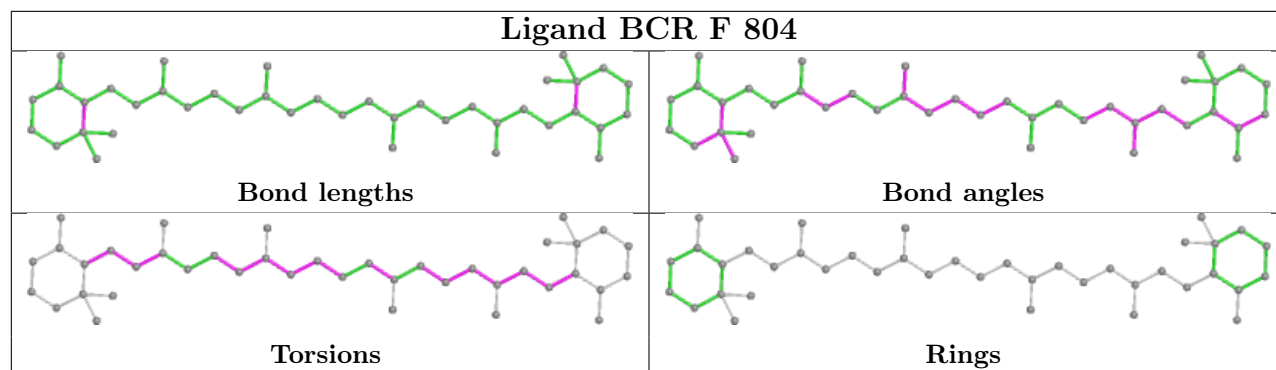


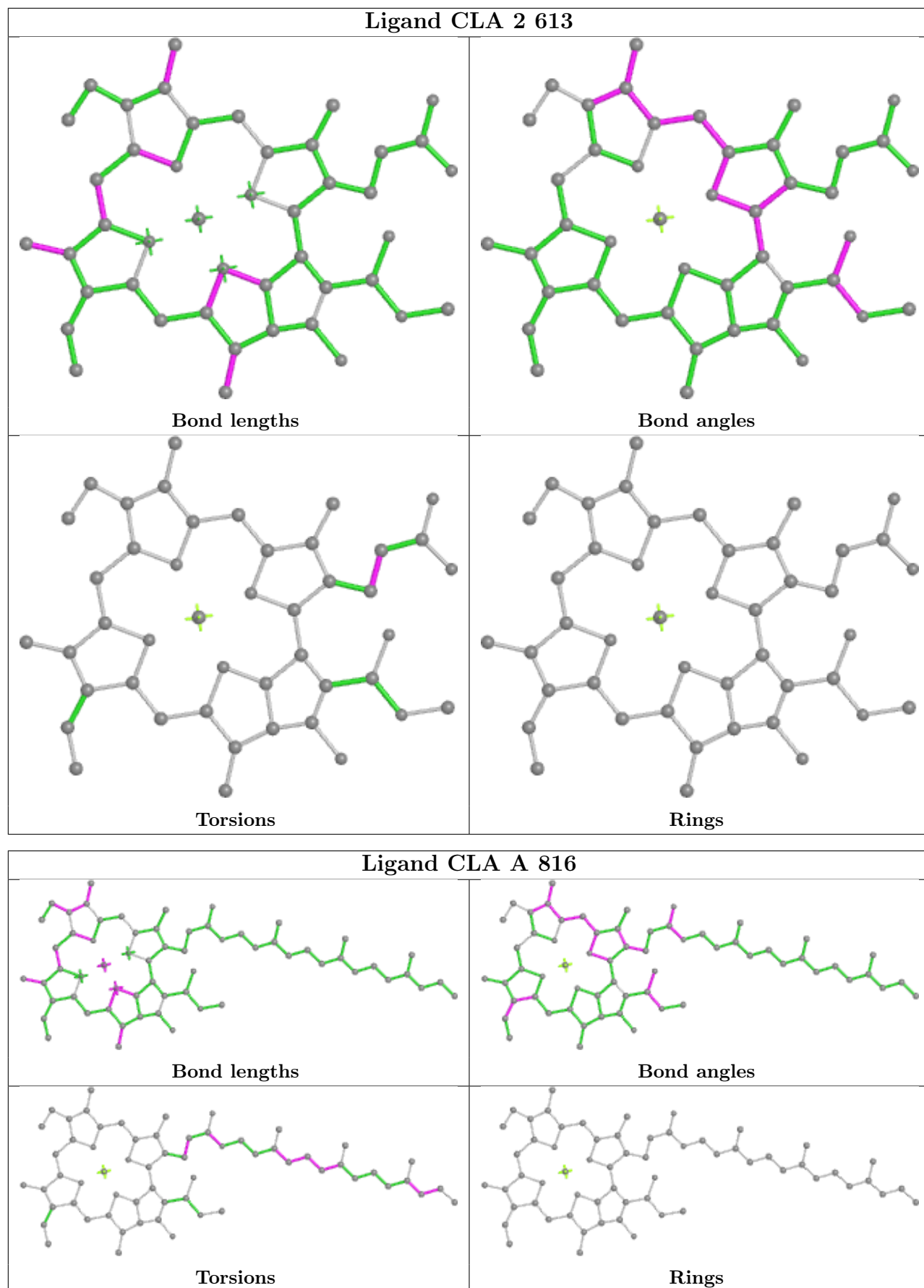


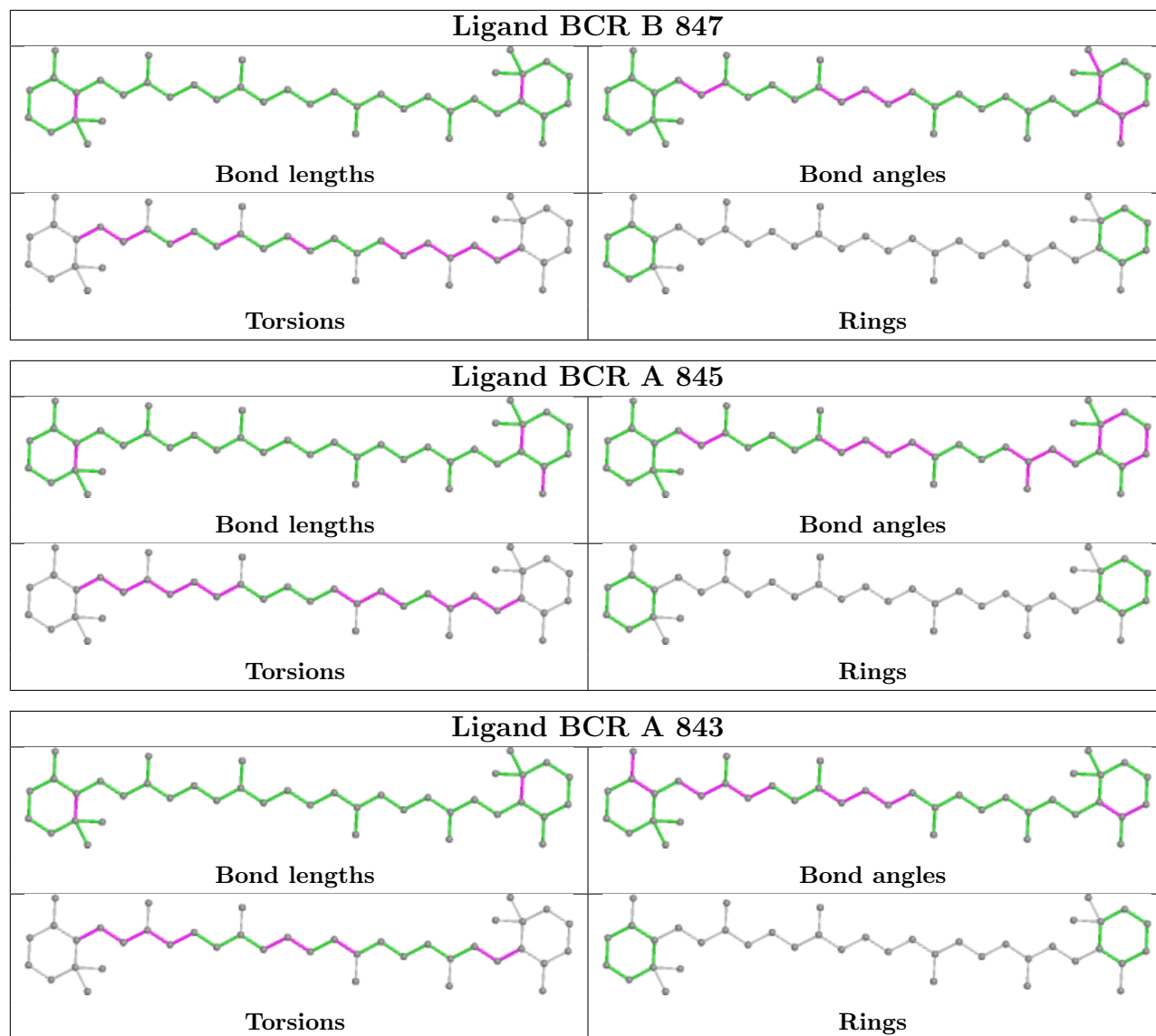


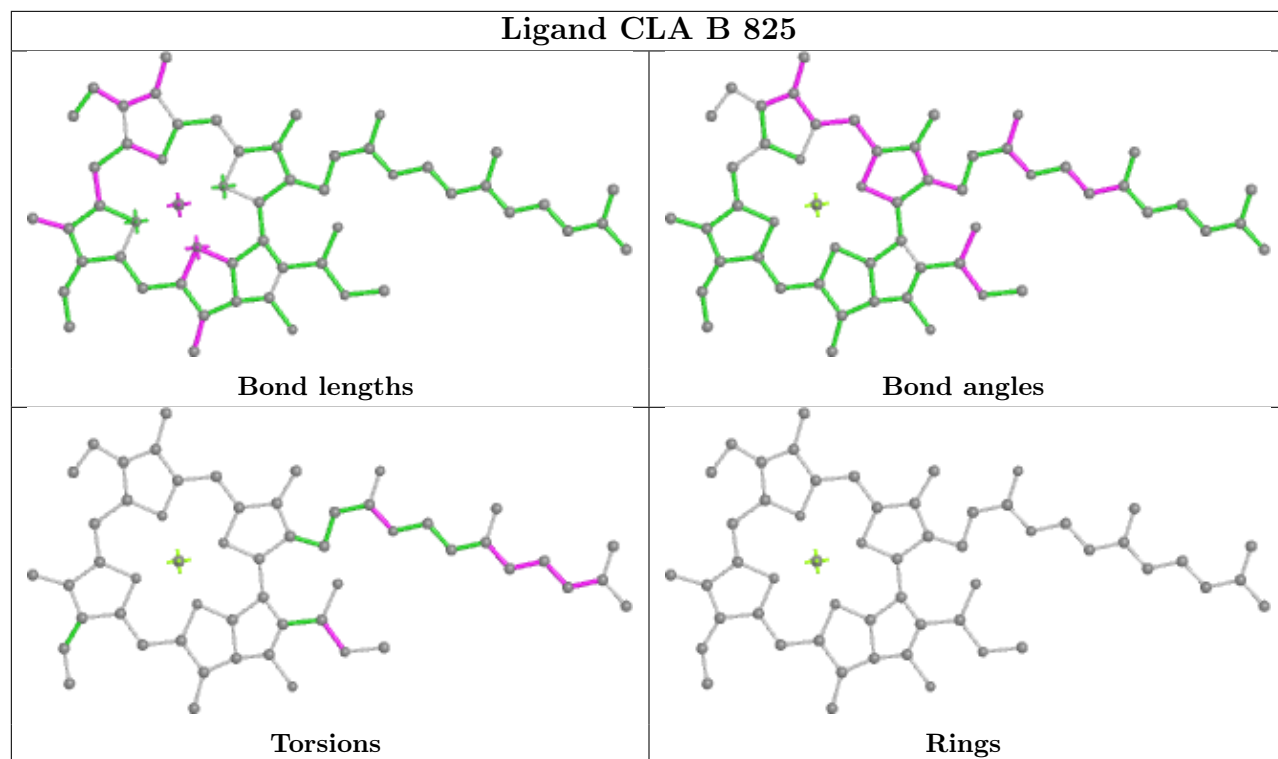


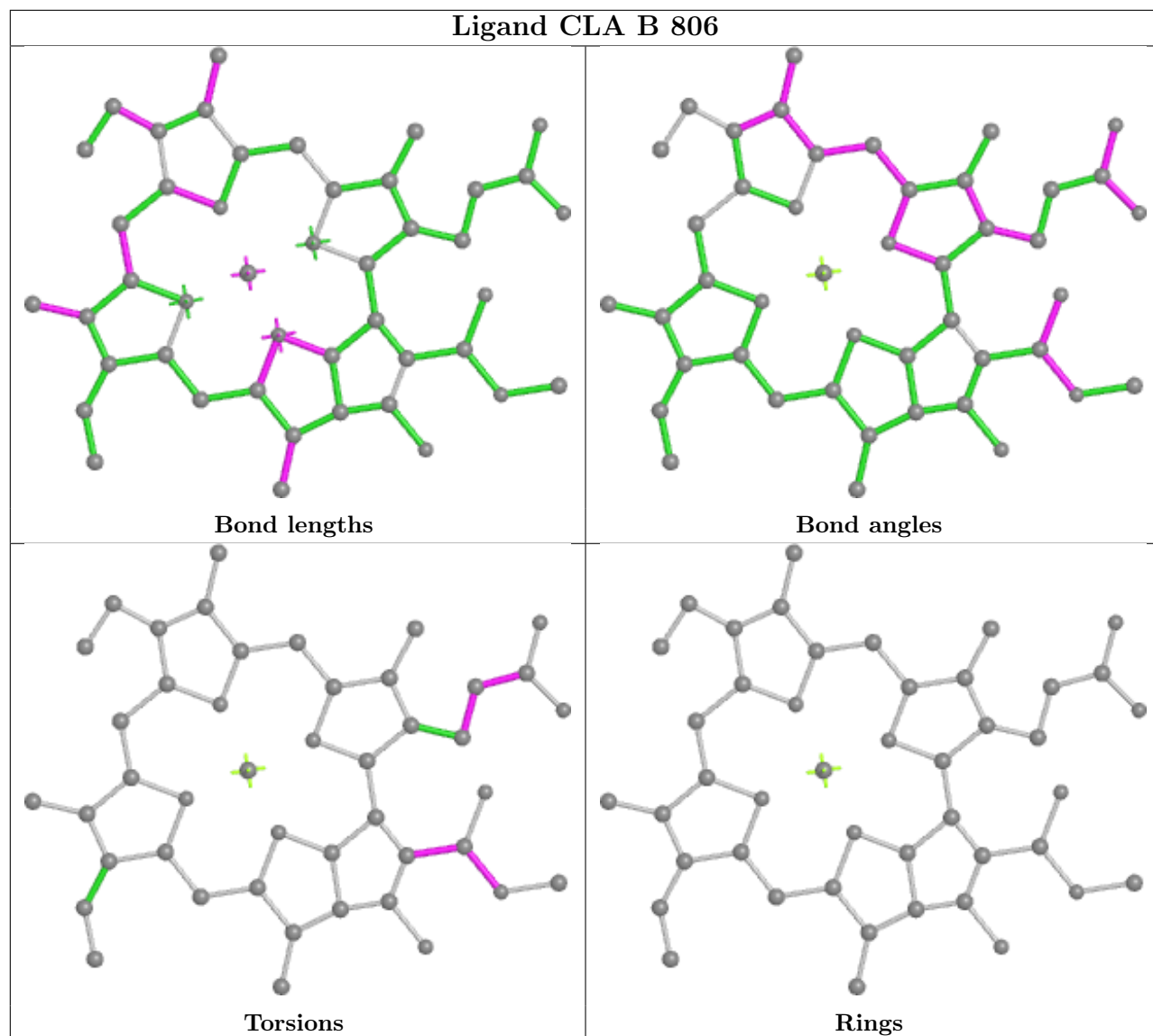


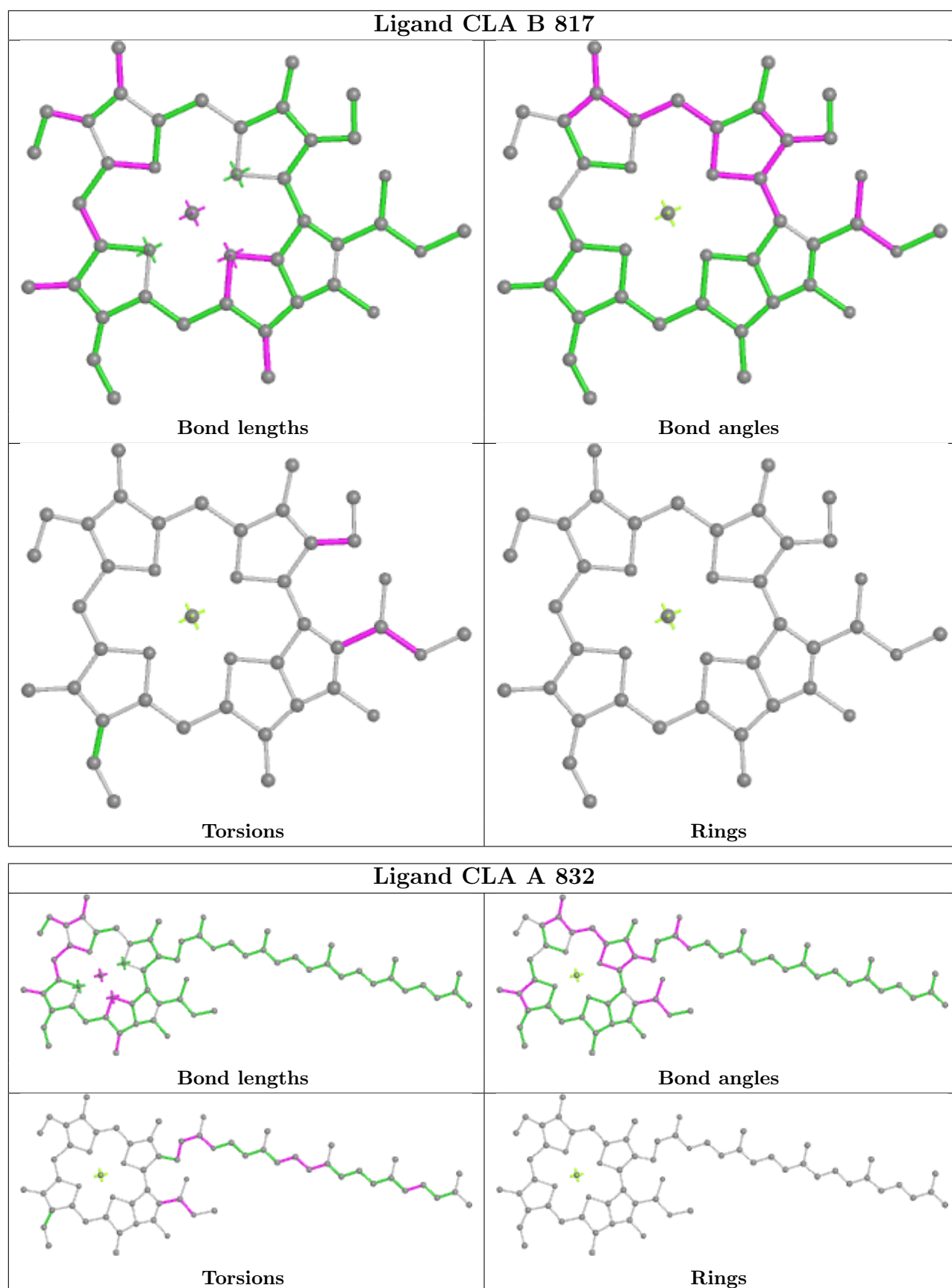


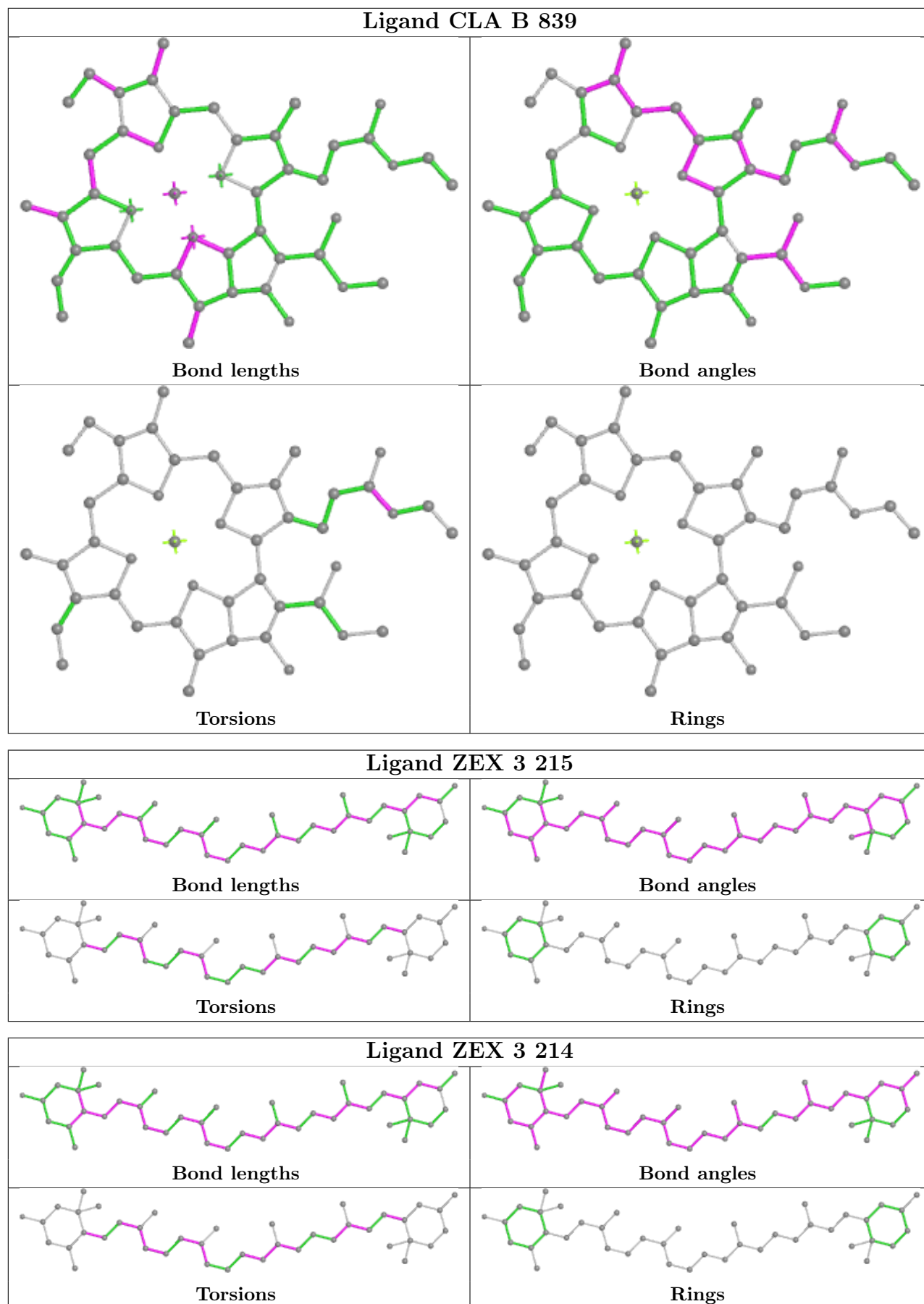


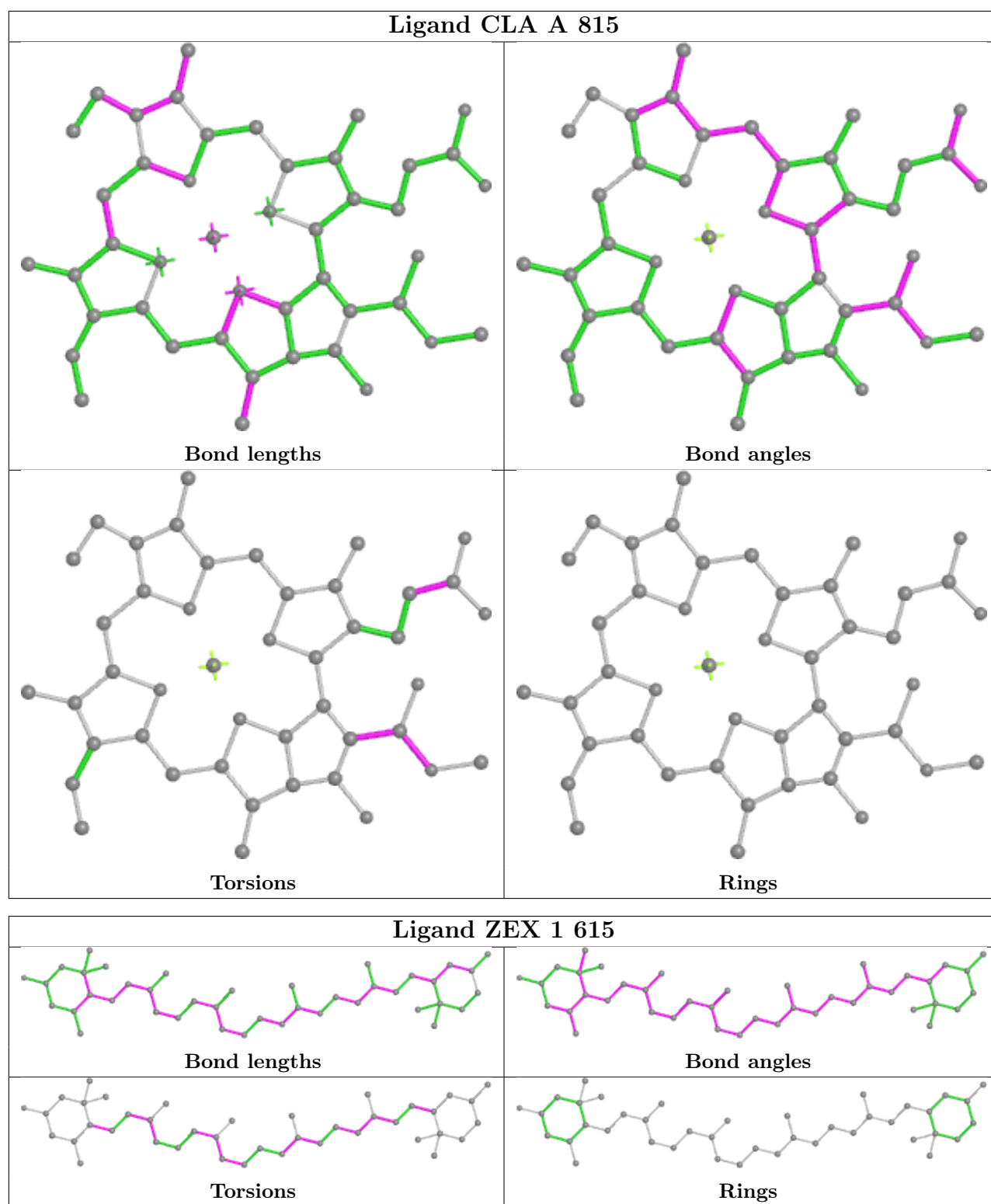


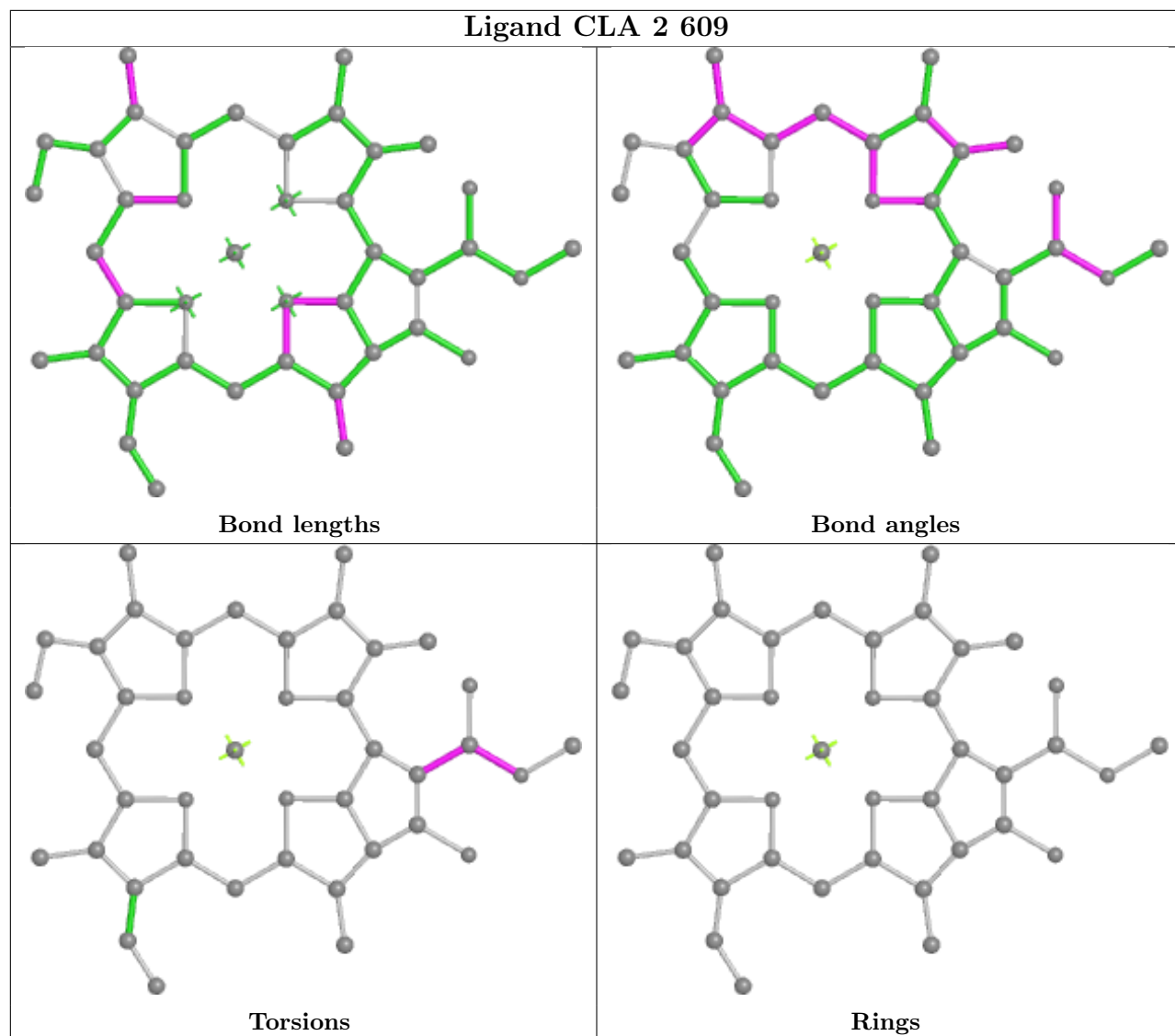


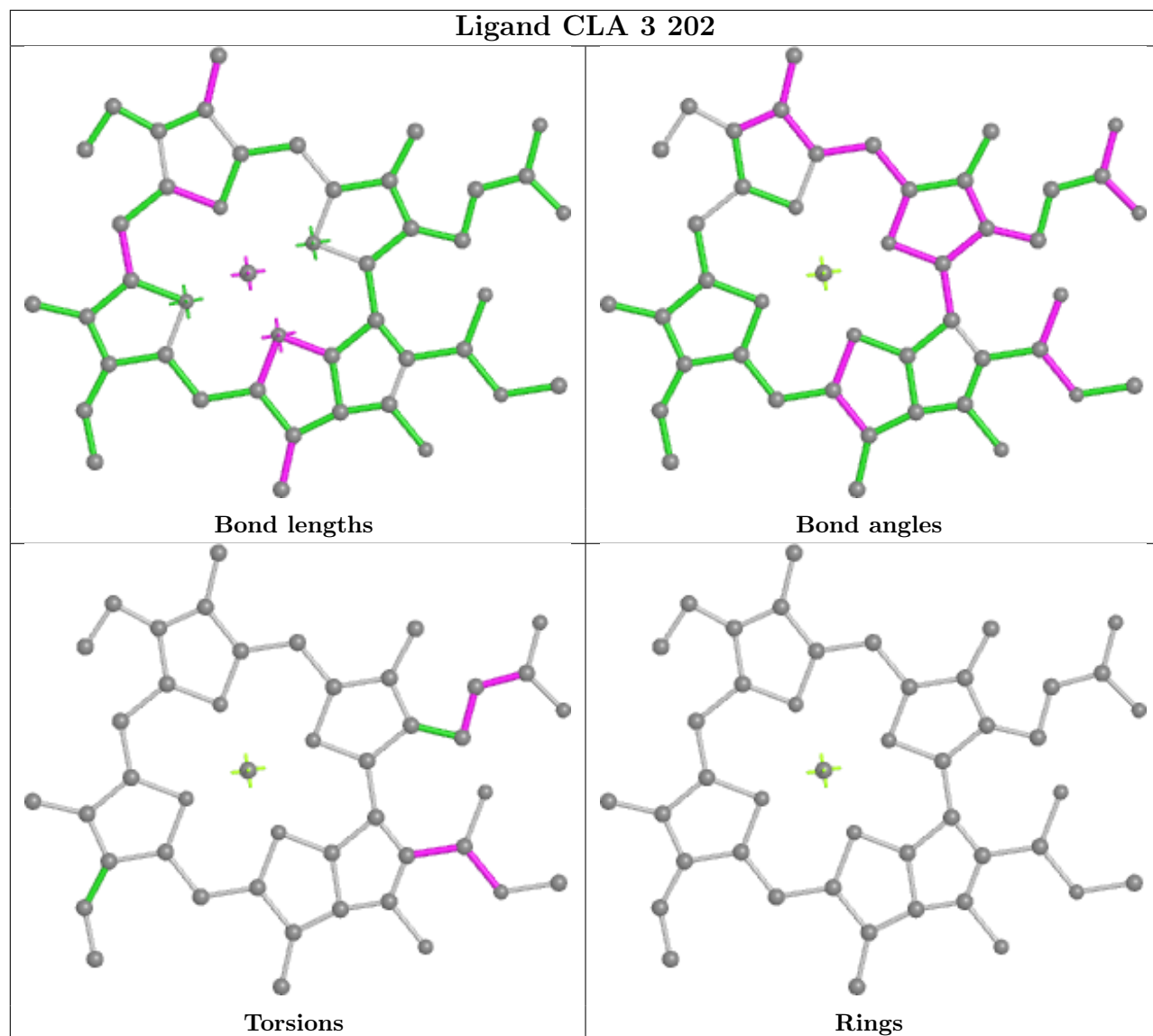


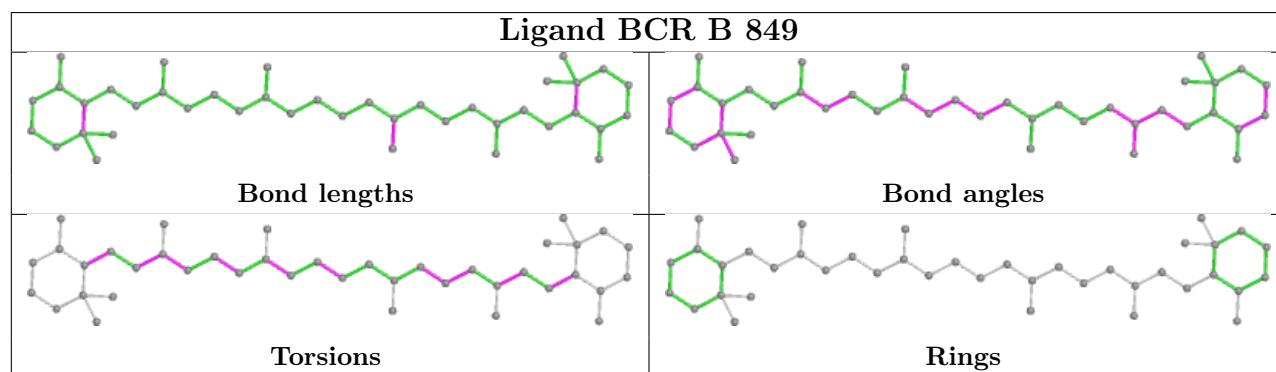
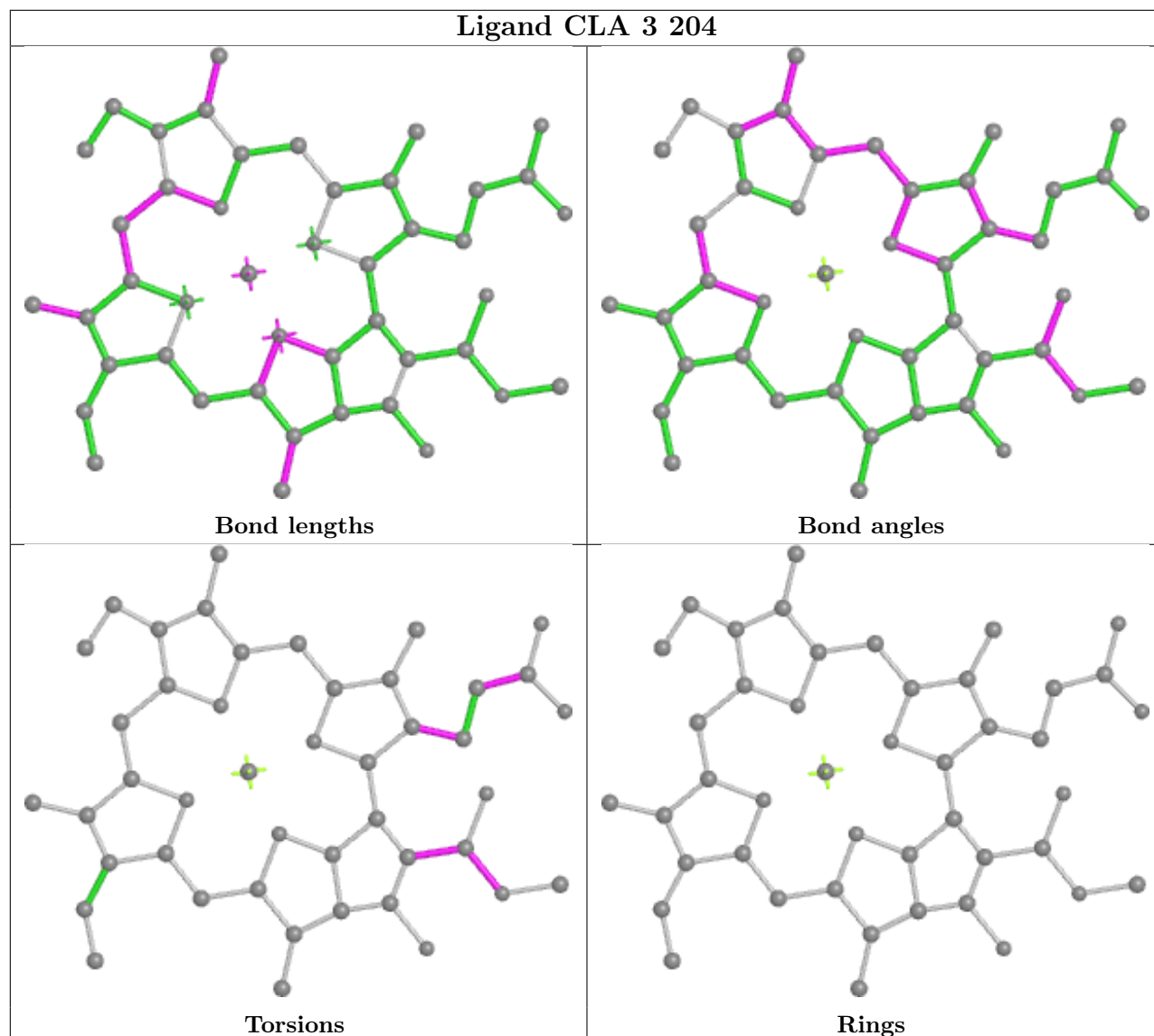


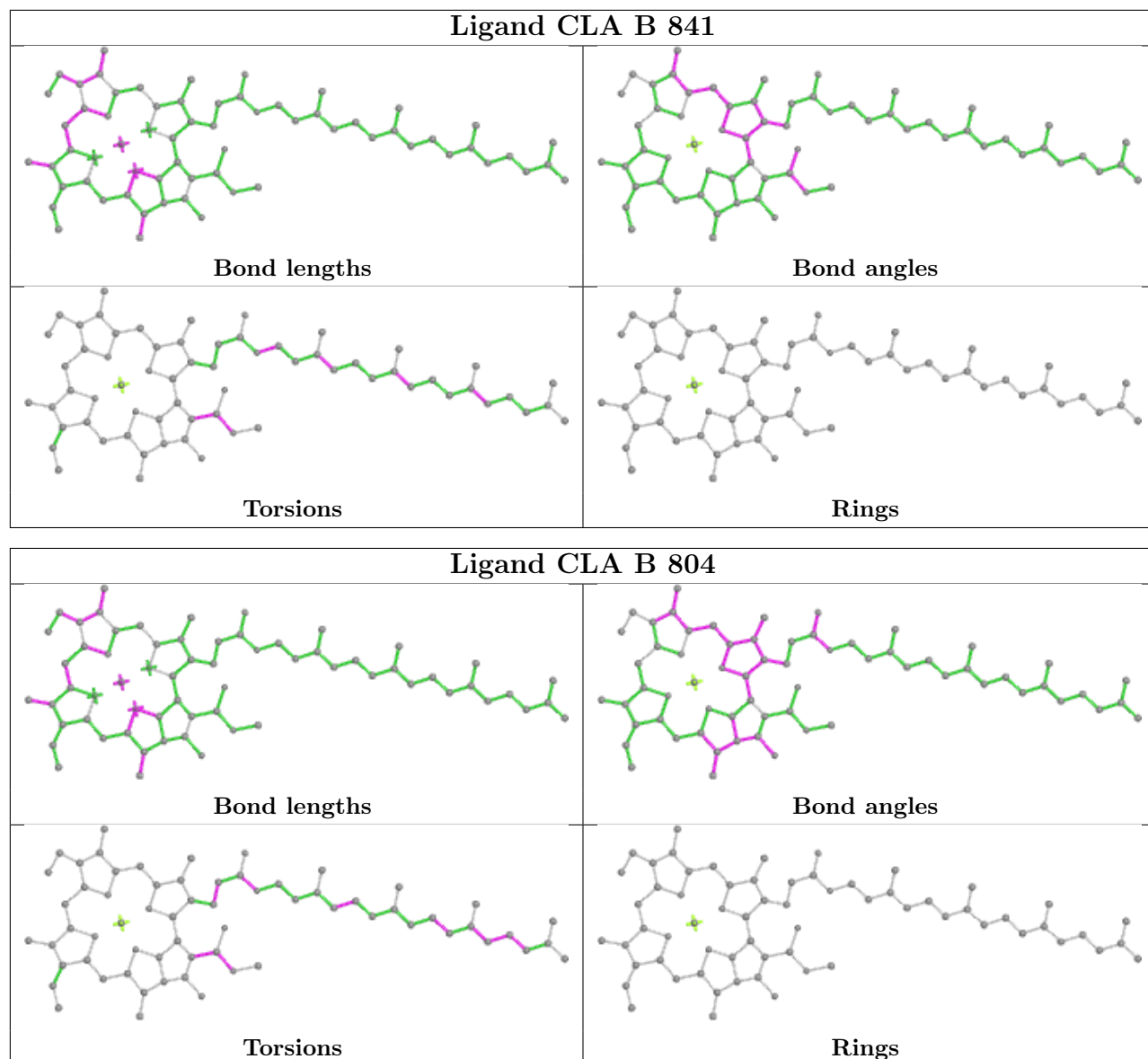


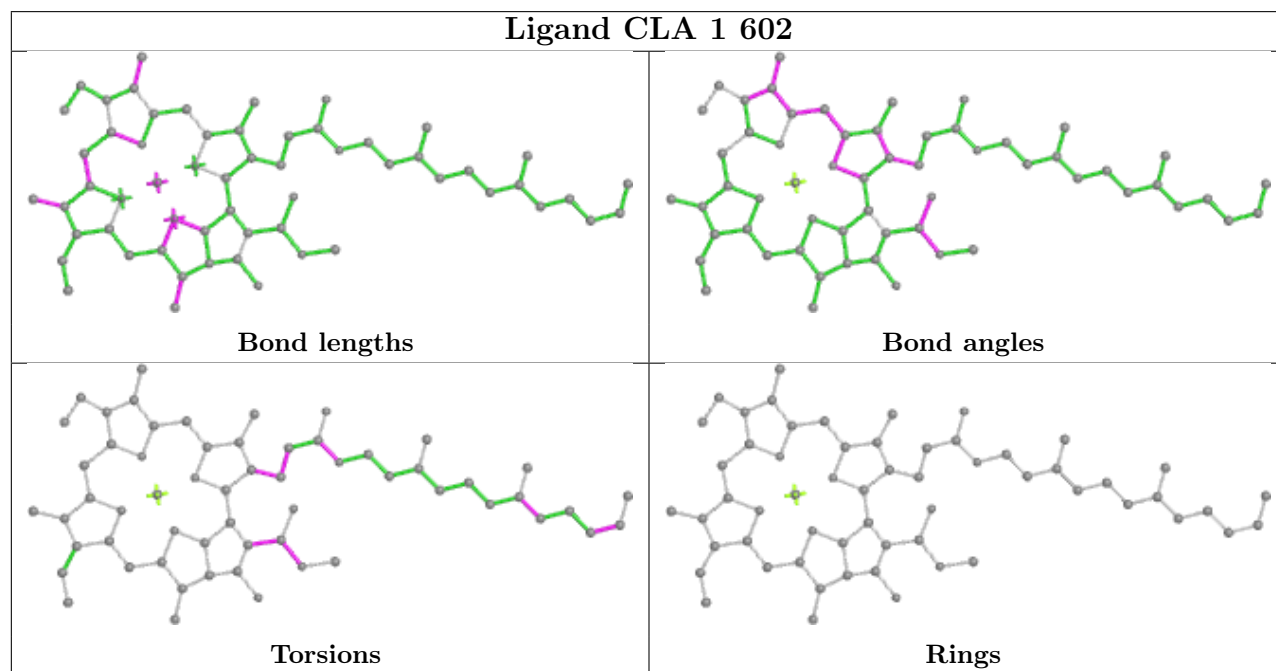
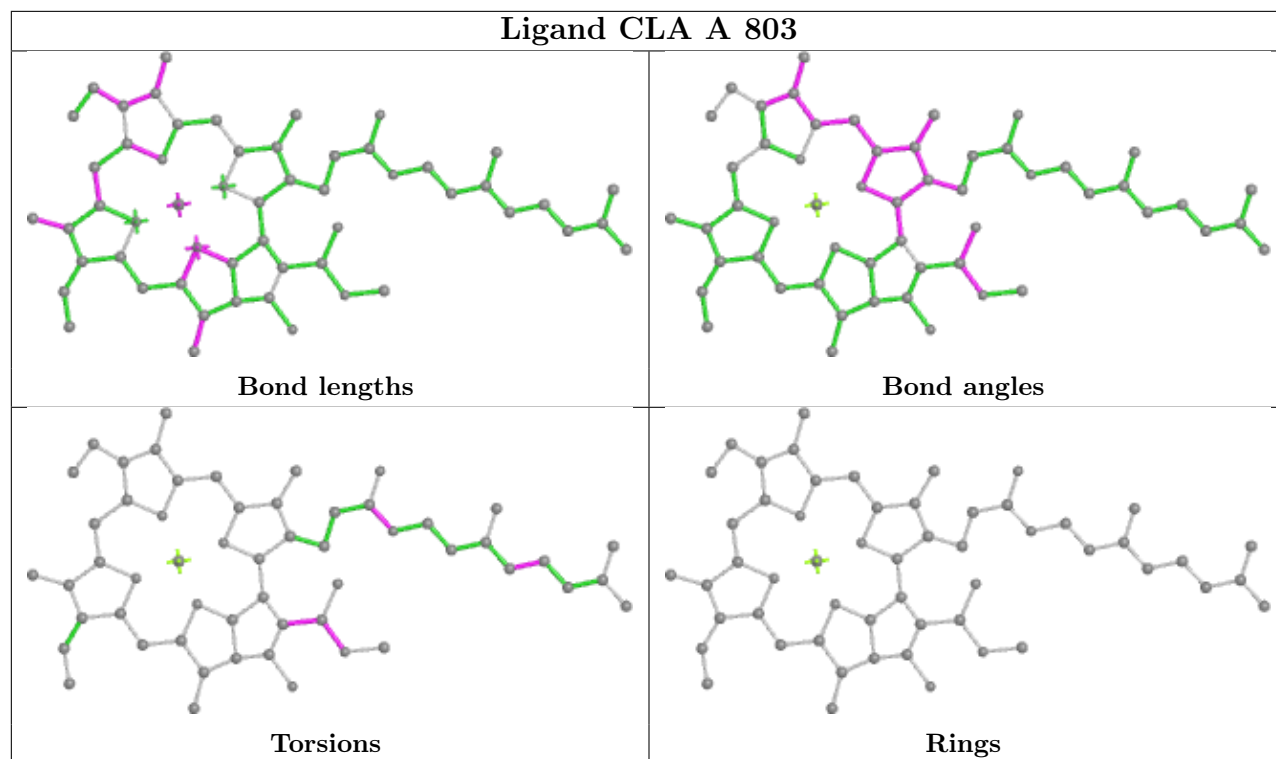


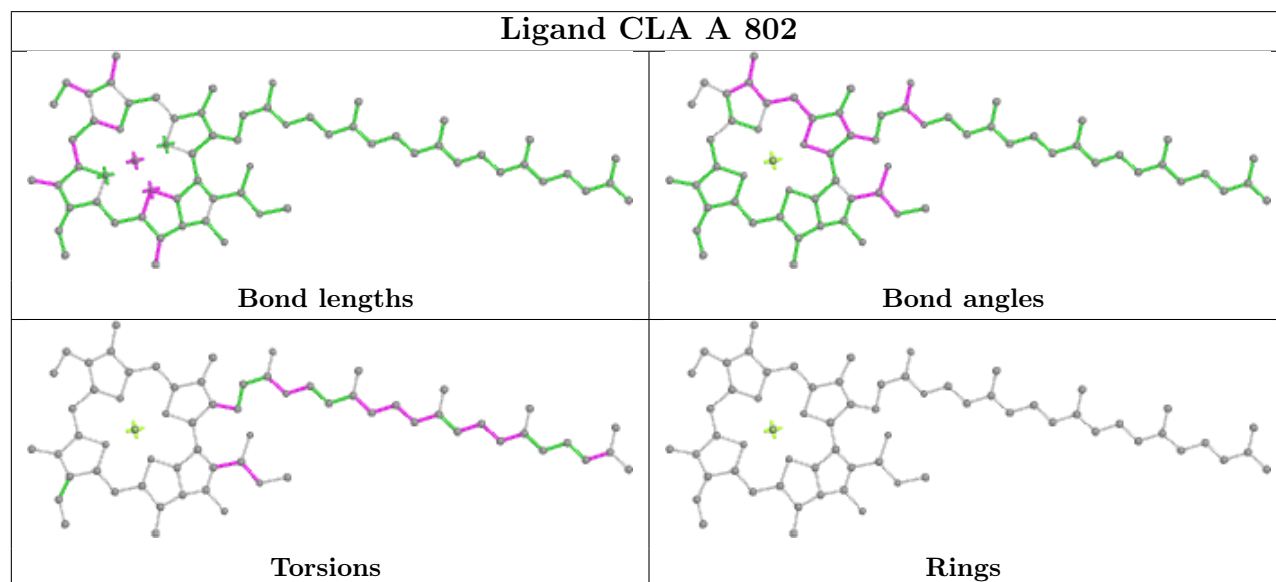
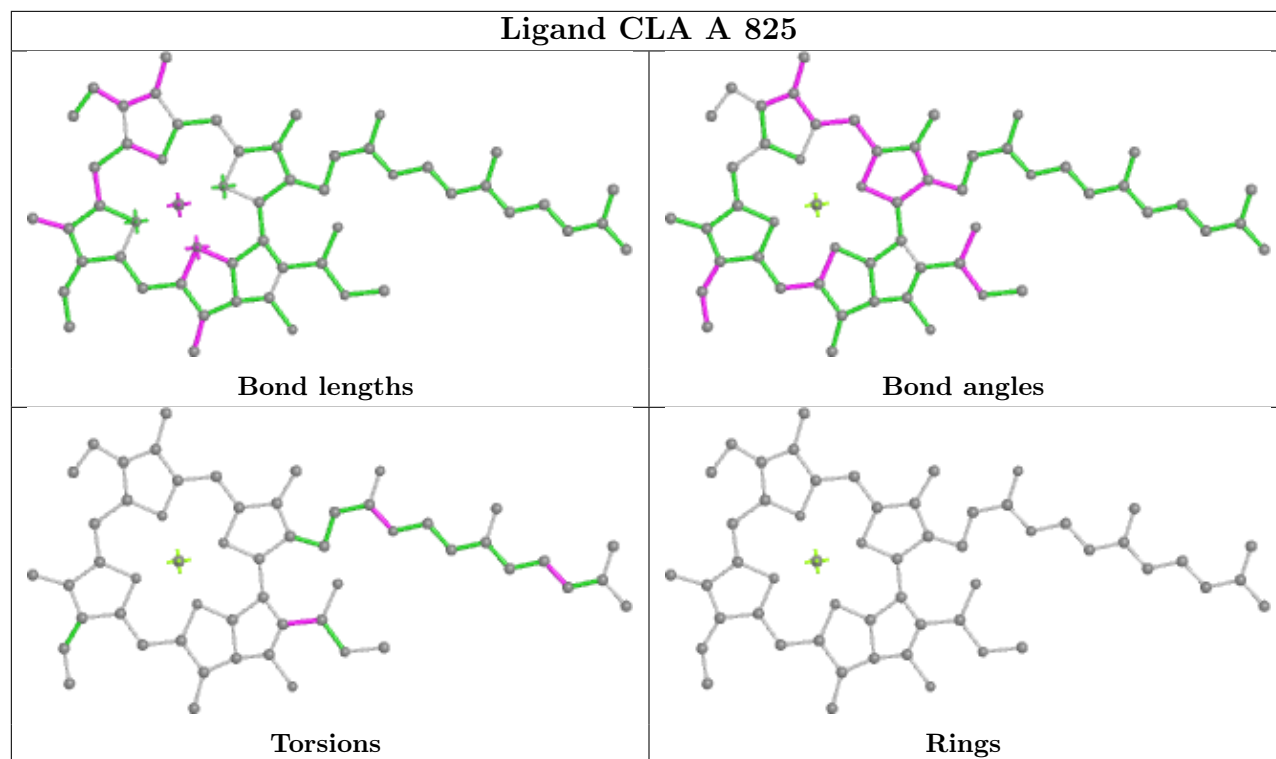


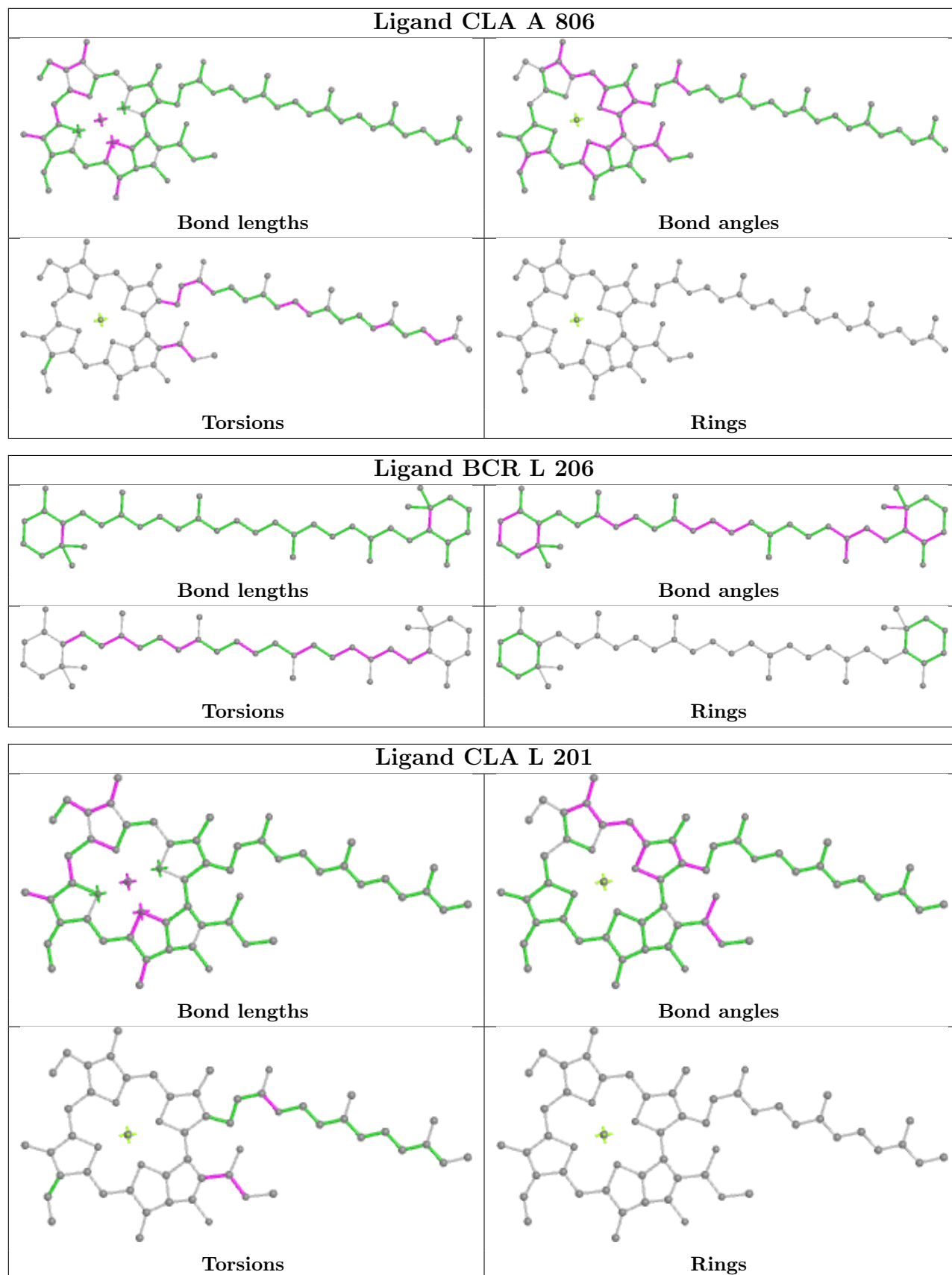


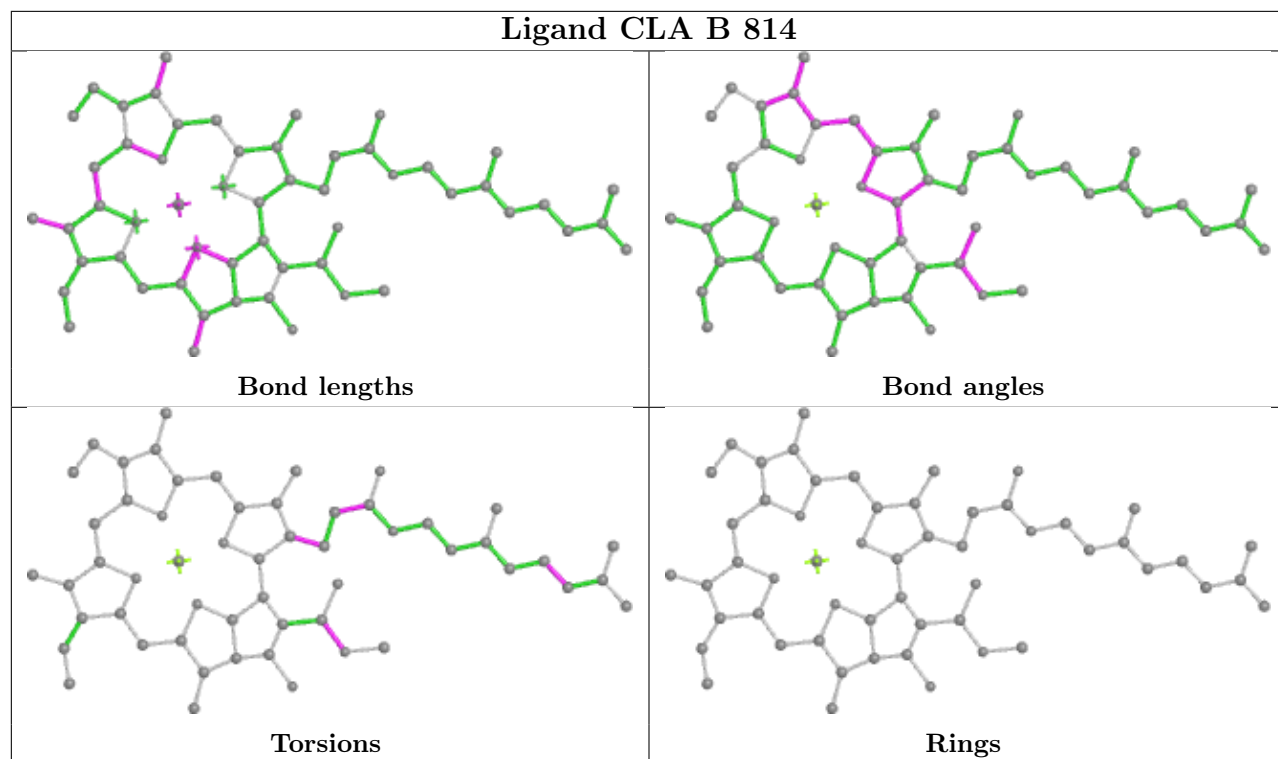


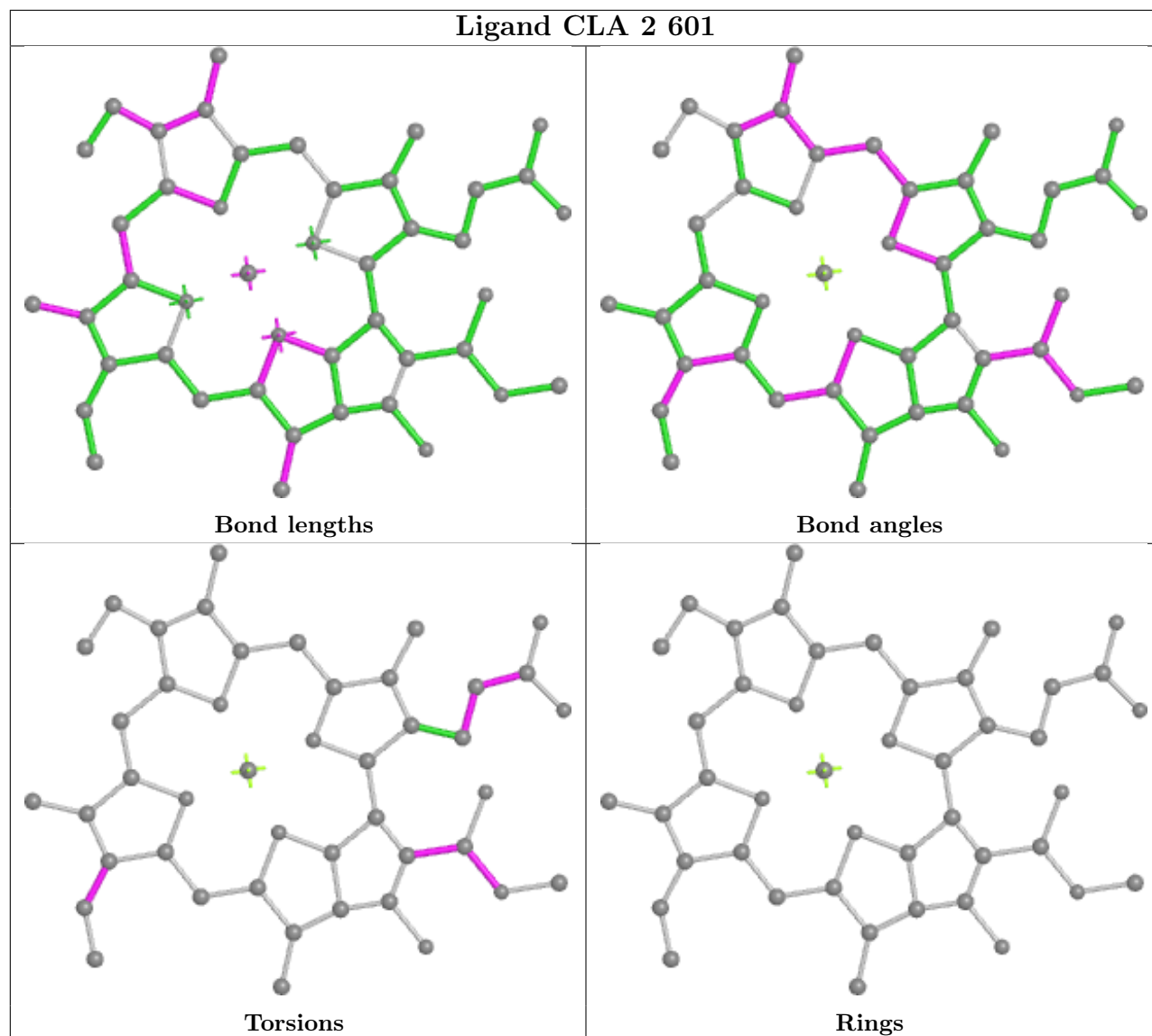


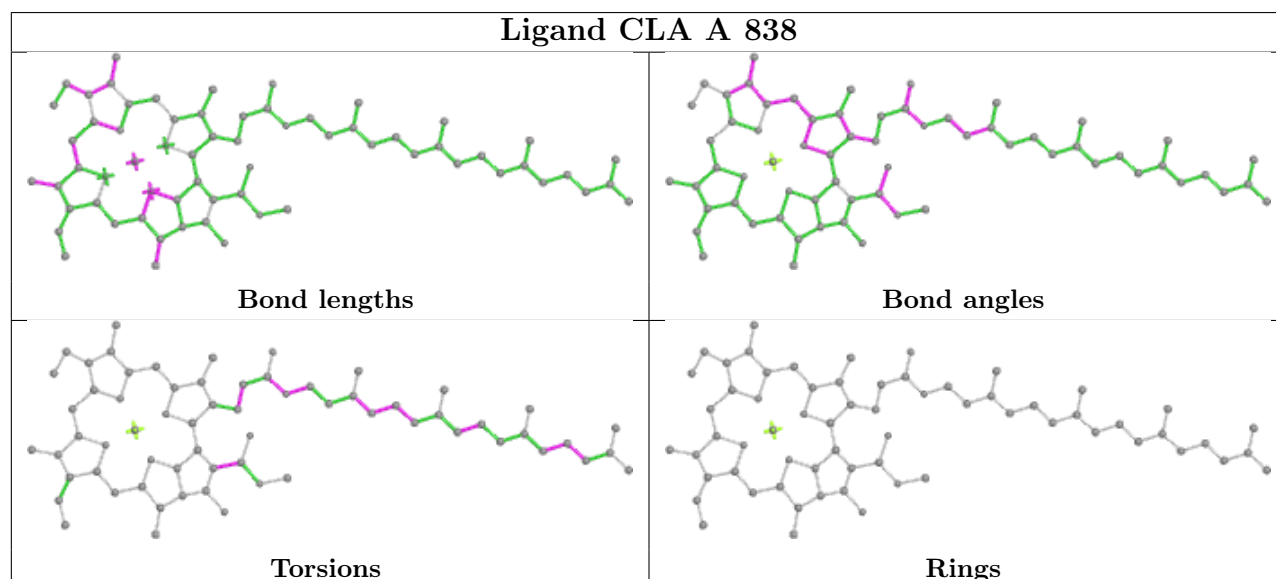
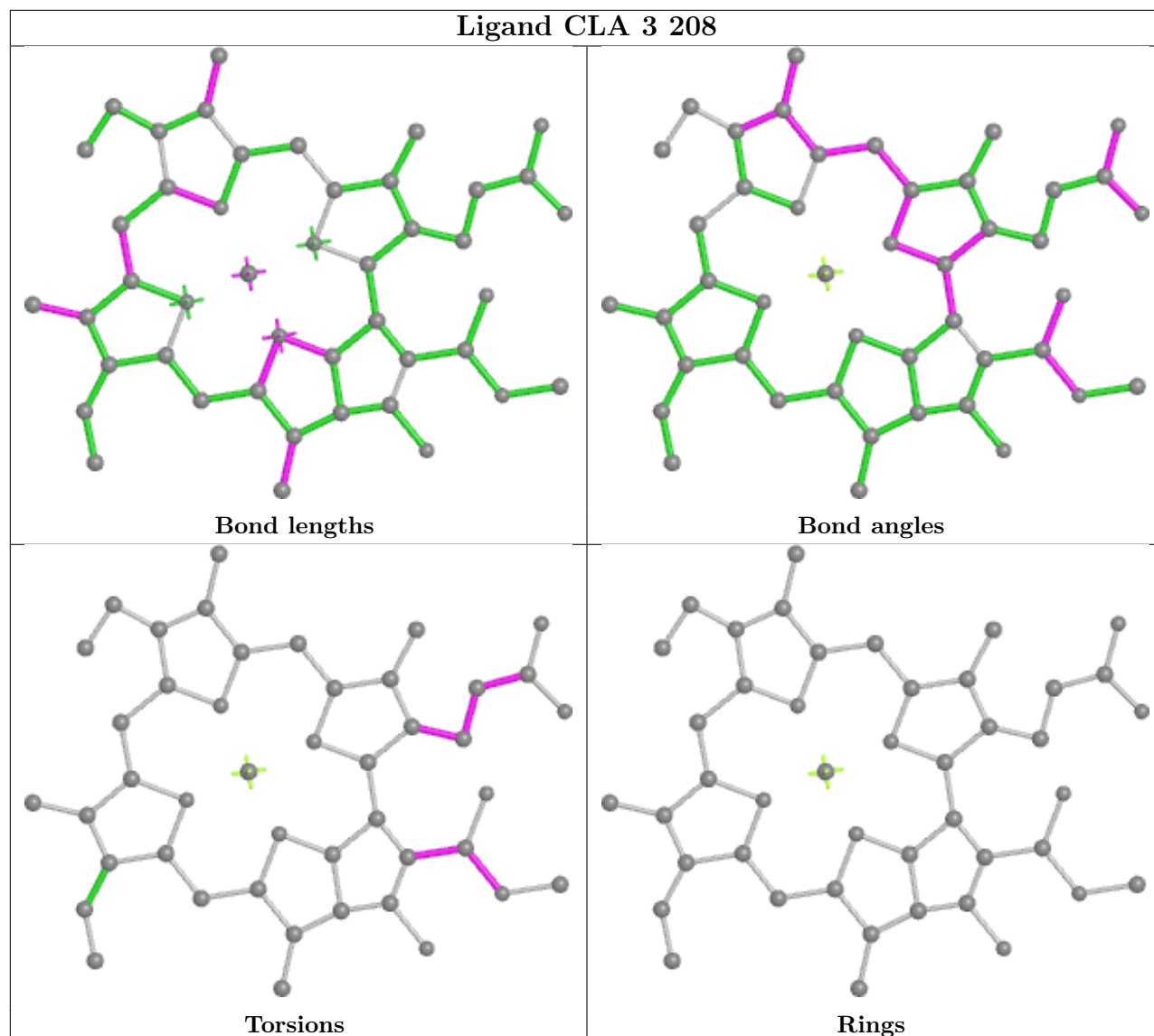












5.7 Other polymers [i](#)

There are no such residues in this entry.

5.8 Polymer linkage issues [i](#)

There are no chain breaks in this entry.

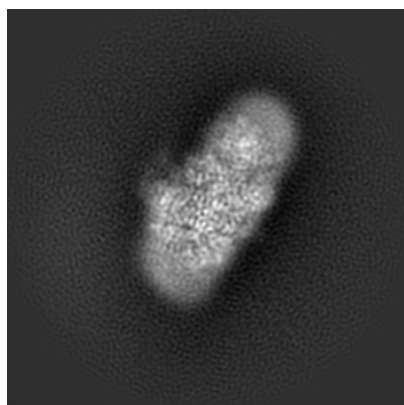
6 Map visualisation [i](#)

This section contains visualisations of the EMDB entry EMD-6930. These allow visual inspection of the internal detail of the map and identification of artifacts.

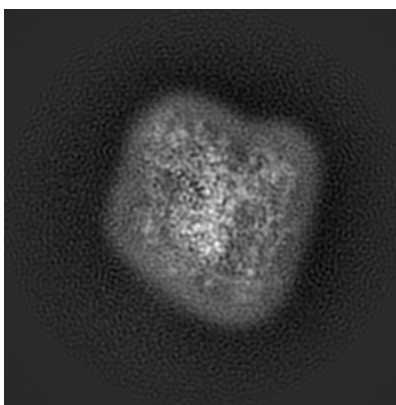
No raw map or half-maps were deposited for this entry and therefore no images, graphs, etc. pertaining to the raw map can be shown.

6.1 Orthogonal projections [i](#)

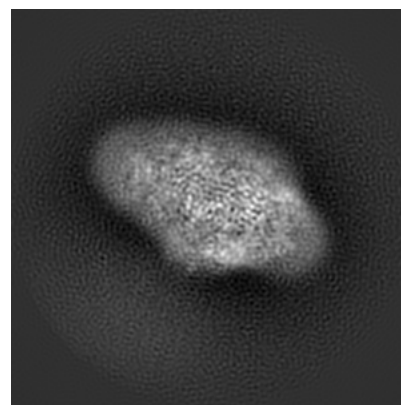
6.1.1 Primary map



X



Y

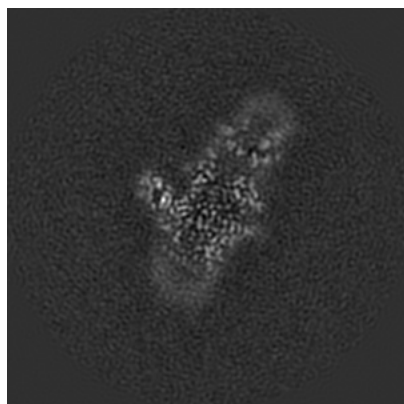


Z

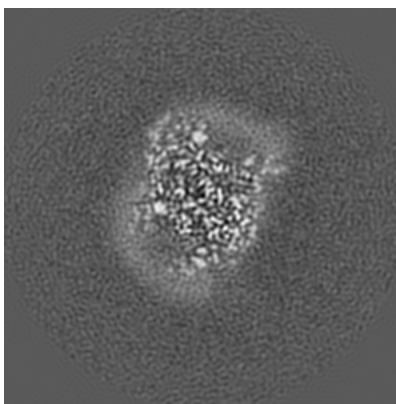
The images above show the map projected in three orthogonal directions.

6.2 Central slices [i](#)

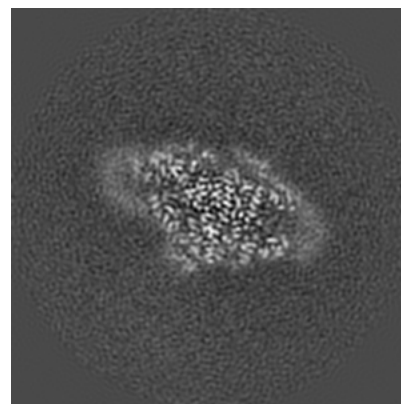
6.2.1 Primary map



X Index: 140



Y Index: 140

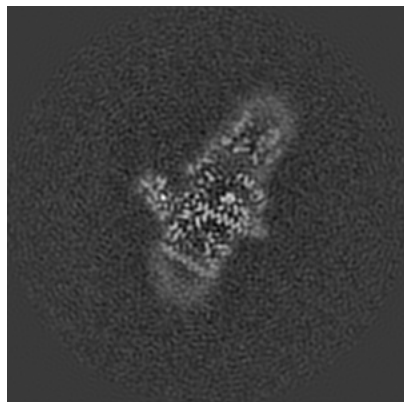


Z Index: 140

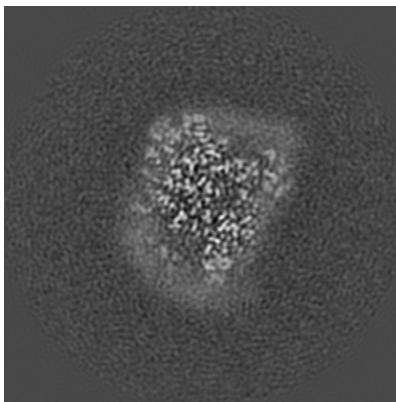
The images above show central slices of the map in three orthogonal directions.

6.3 Largest variance slices [i](#)

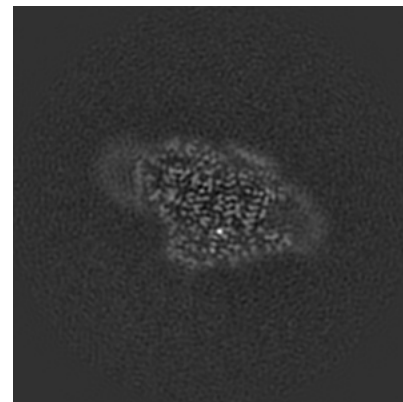
6.3.1 Primary map



X Index: 137



Y Index: 145

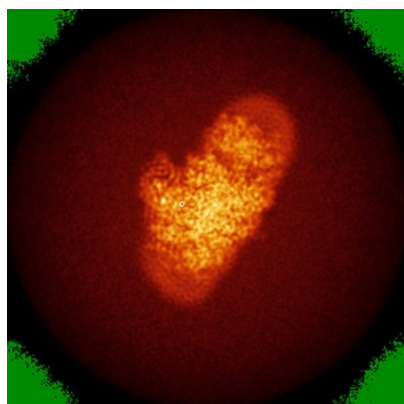


Z Index: 143

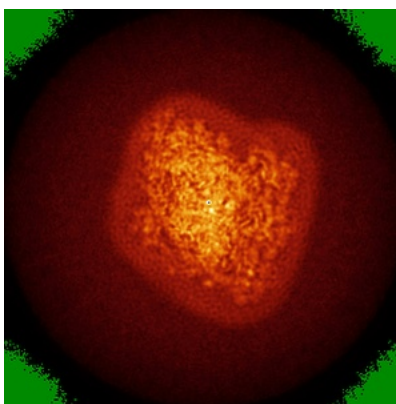
The images above show the largest variance slices of the map in three orthogonal directions.

6.4 Orthogonal standard-deviation projections (False-color) [i](#)

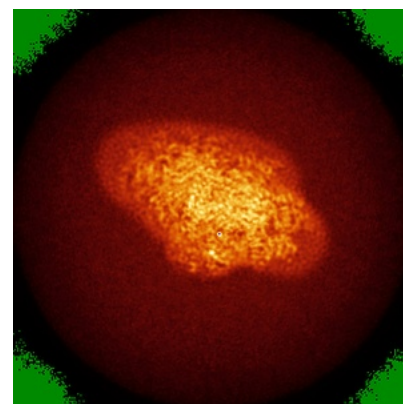
6.4.1 Primary map



X



Y

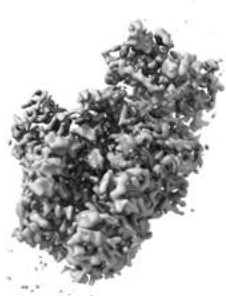


Z

The images above show the map standard deviation projections with false color in three orthogonal directions. Minimum values are shown in green, max in blue, and dark to light orange shades represent small to large values respectively.

6.5 Orthogonal surface views [i](#)

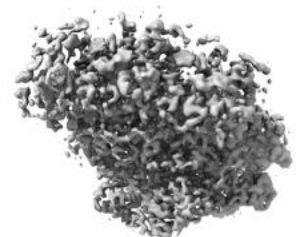
6.5.1 Primary map



X



Y



Z

The images above show the 3D surface view of the map at the recommended contour level 0.087. These images, in conjunction with the slice images, may facilitate assessment of whether an appropriate contour level has been provided.

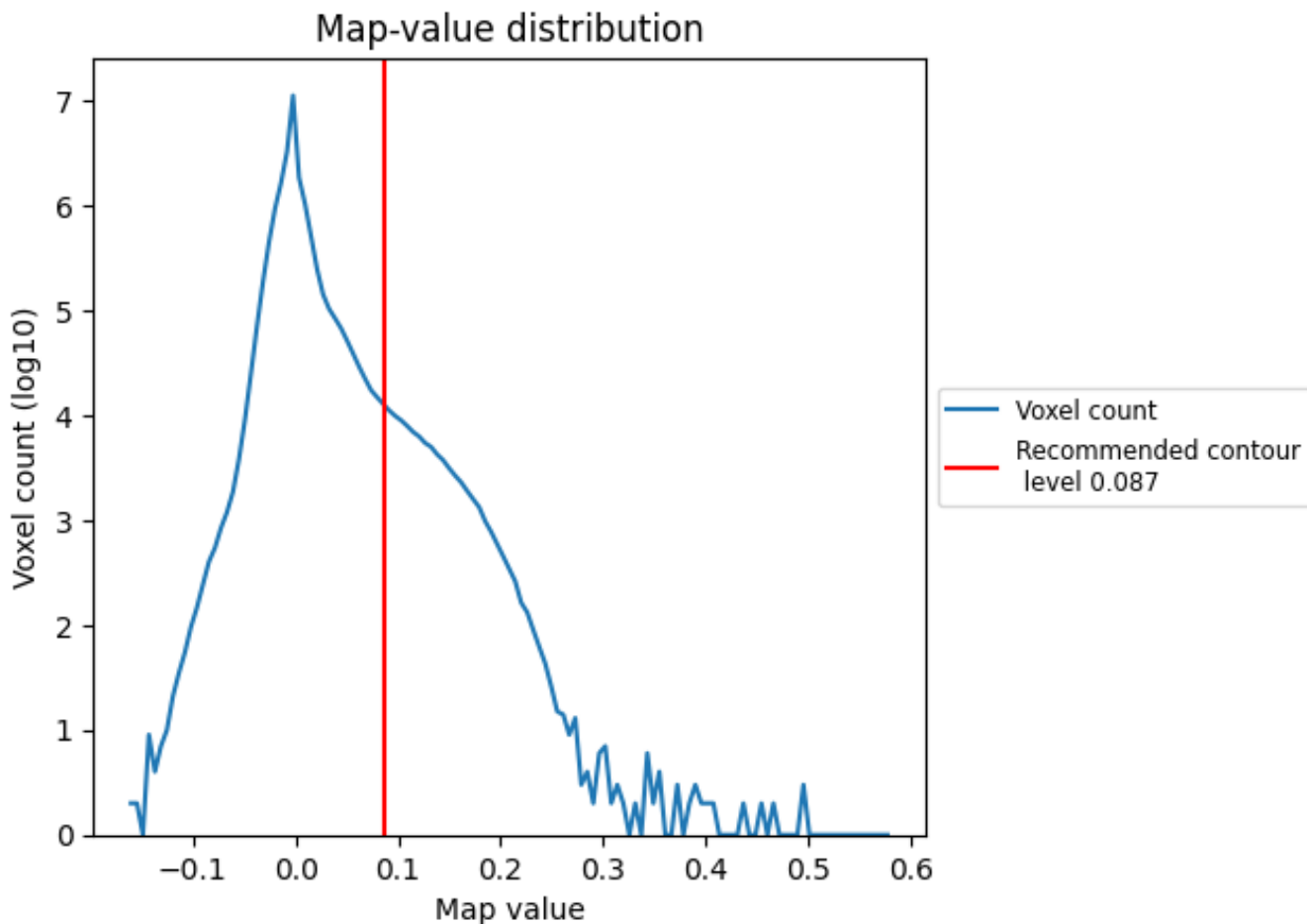
6.6 Mask visualisation [i](#)

This section was not generated. No masks/segmentation were deposited.

7 Map analysis [i](#)

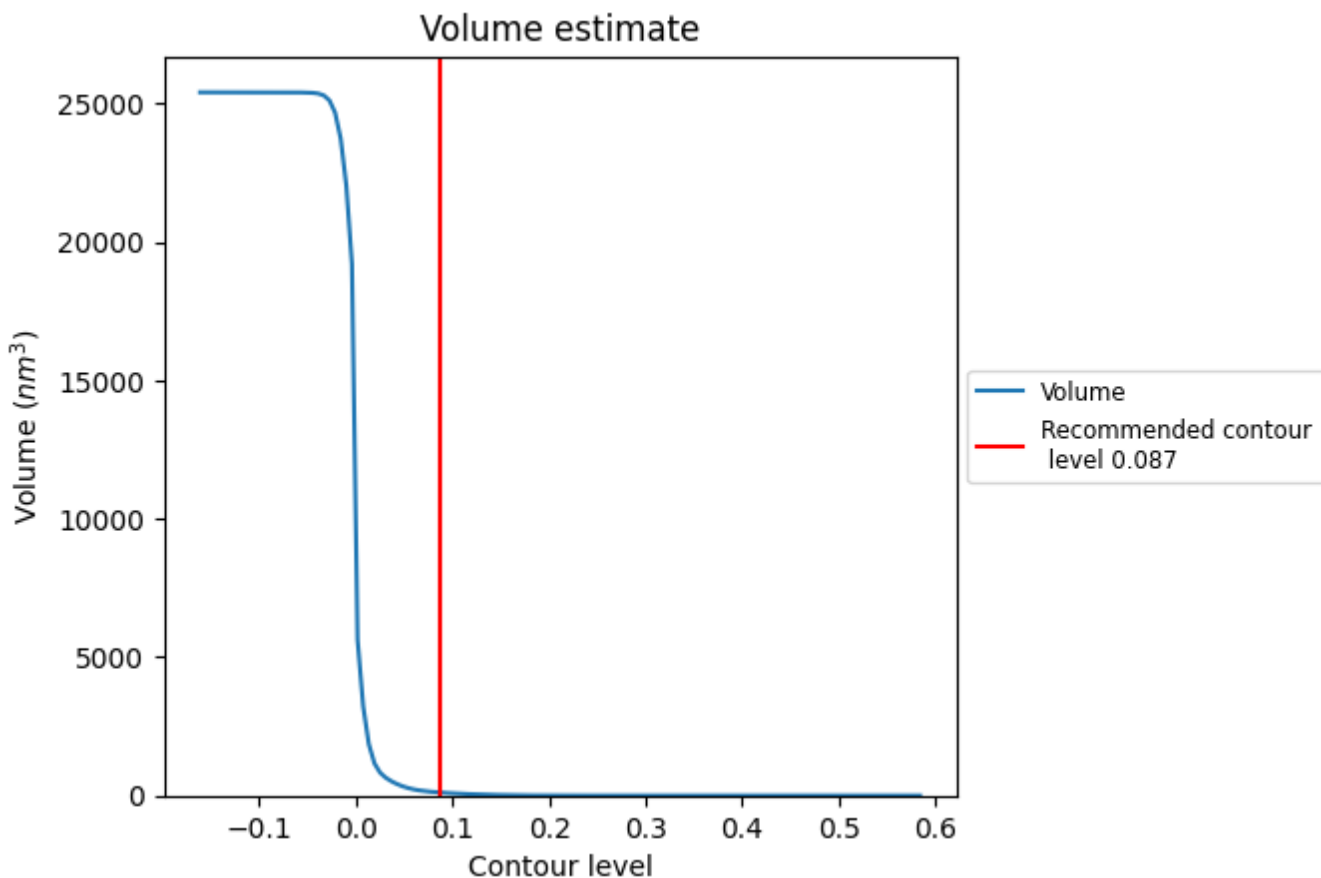
This section contains the results of statistical analysis of the map.

7.1 Map-value distribution [i](#)



The map-value distribution is plotted in 128 intervals along the x-axis. The y-axis is logarithmic. A spike in this graph at zero usually indicates that the volume has been masked.

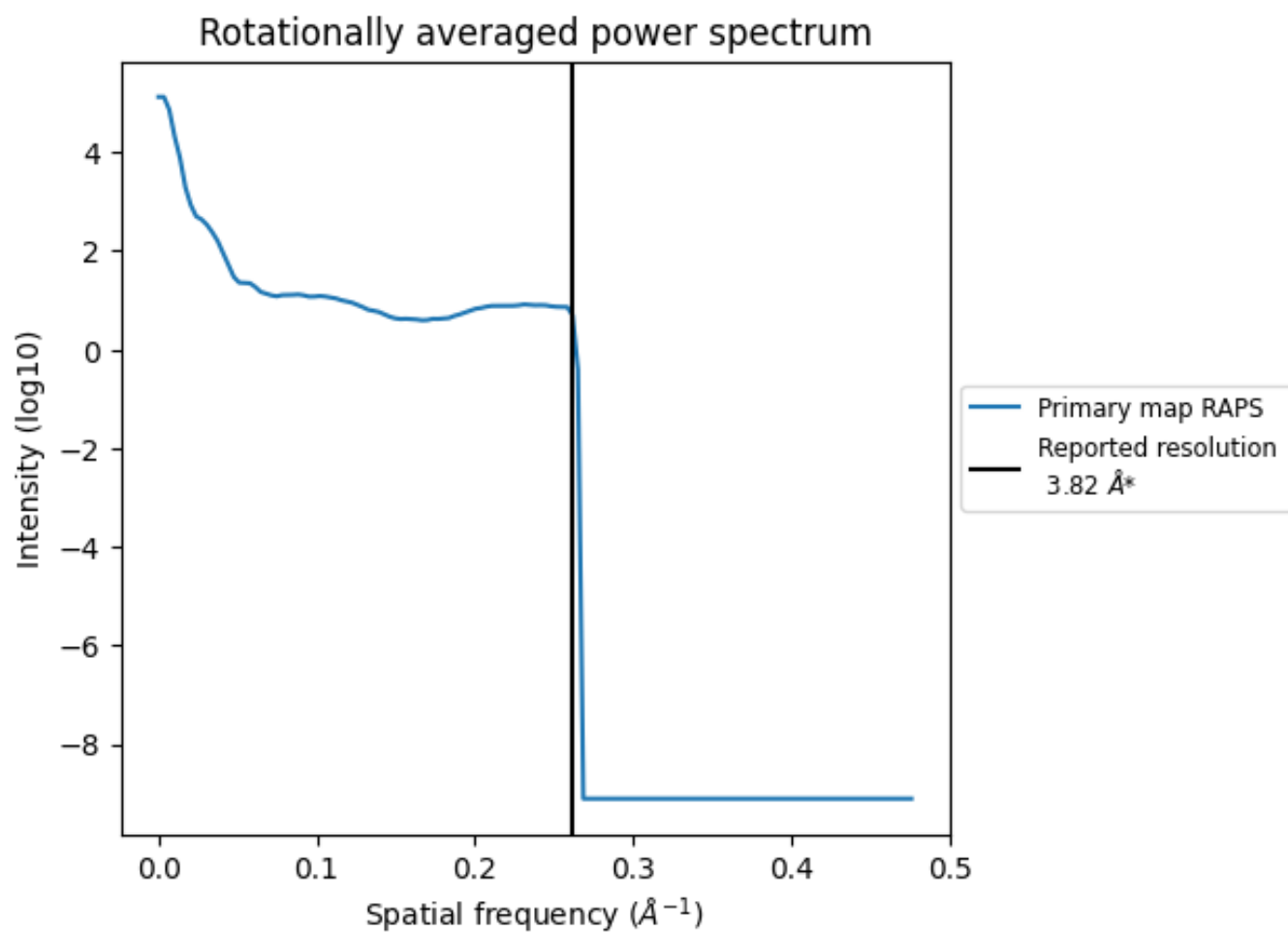
7.2 Volume estimate [i](#)



The volume at the recommended contour level is 111 nm^3 ; this corresponds to an approximate mass of 100 kDa.

The volume estimate graph shows how the enclosed volume varies with the contour level. The recommended contour level is shown as a vertical line and the intersection between the line and the curve gives the volume of the enclosed surface at the given level.

7.3 Rotationally averaged power spectrum [i](#)



*Reported resolution corresponds to spatial frequency of 0.262 Å⁻¹

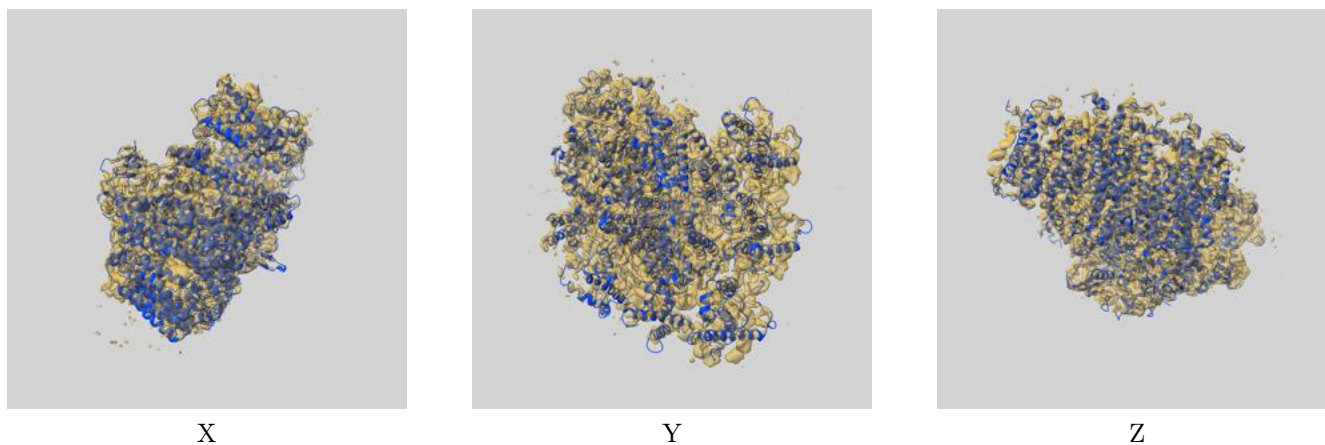
8 Fourier-Shell correlation

This section was not generated. No FSC curve or half-maps provided.

9 Map-model fit [i](#)

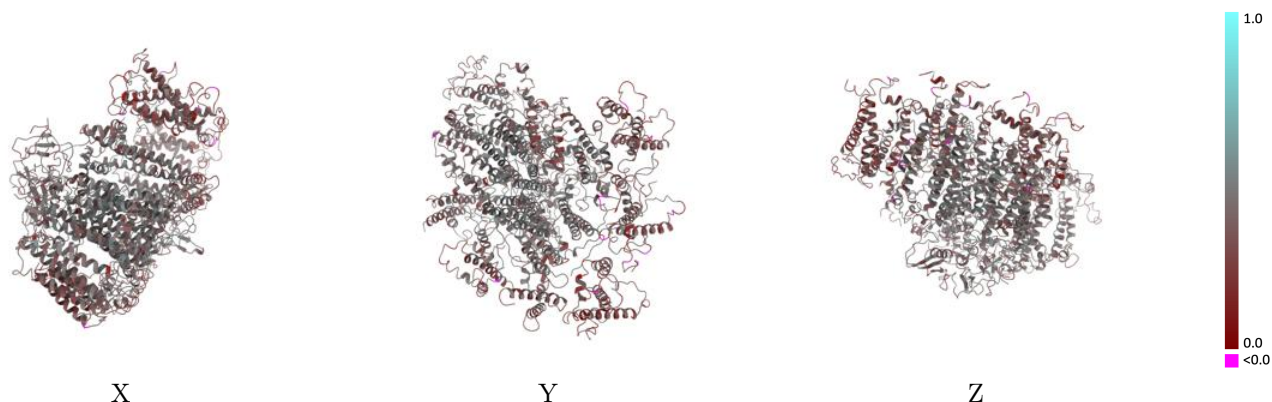
This section contains information regarding the fit between EMDB map EMD-6930 and PDB model 5ZGH. Per-residue inclusion information can be found in section 3 on page 23.

9.1 Map-model overlay [i](#)



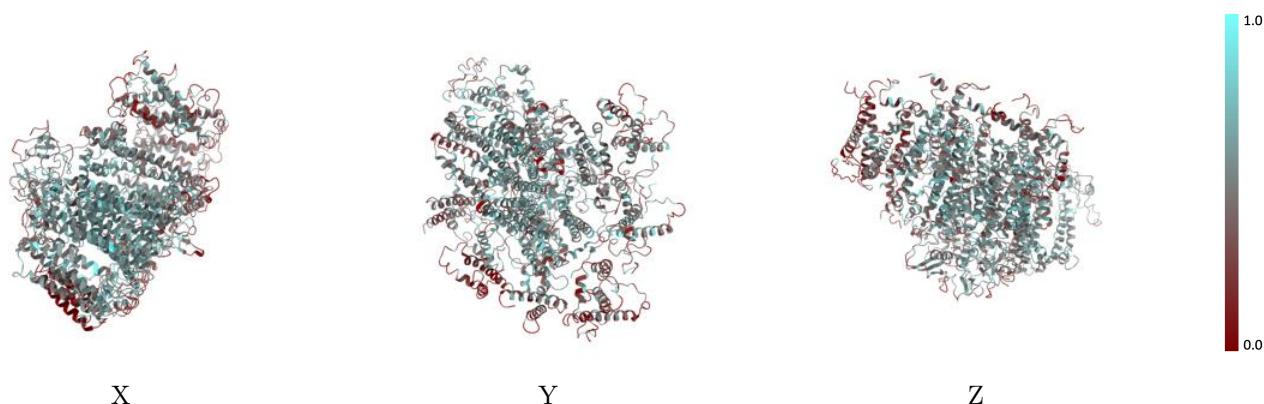
The images above show the 3D surface view of the map at the recommended contour level 0.087 at 50% transparency in yellow overlaid with a ribbon representation of the model coloured in blue. These images allow for the visual assessment of the quality of fit between the atomic model and the map.

9.2 Q-score mapped to coordinate model [i](#)



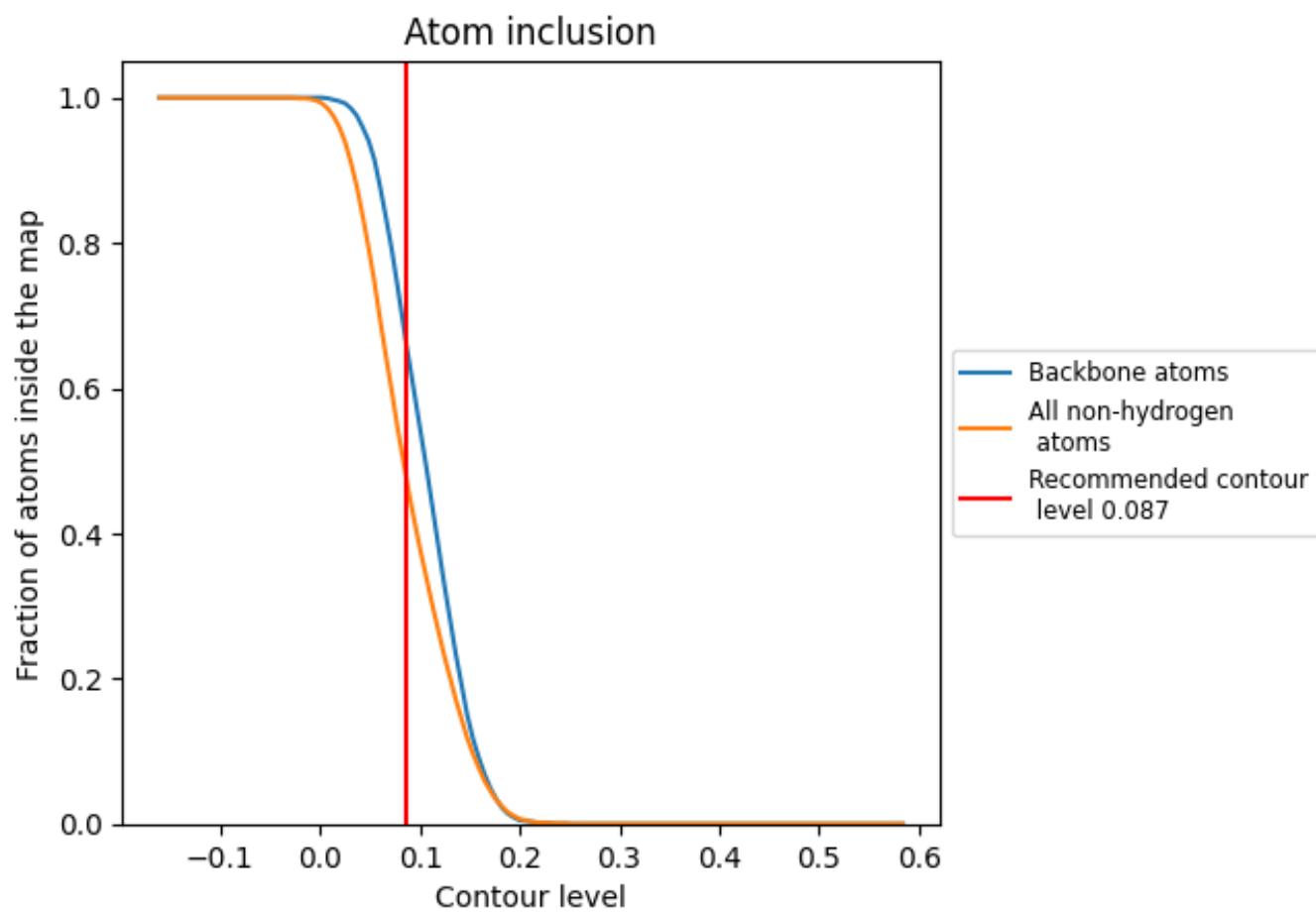
The images above show the model with each residue coloured according to its Q-score. This shows their resolvability in the map with higher Q-score values reflecting better resolvability. Please note: Q-score is calculating the resolvability of atoms, and thus high values are only expected at resolutions at which atoms can be resolved. Low Q-score values may therefore be expected for many entries.

9.3 Atom inclusion mapped to coordinate model [i](#)



The images above show the model with each residue coloured according to its atom inclusion. This shows to what extent they are inside the map at the recommended contour level (0.087).

































9.4 Atom inclusion [i](#)



At the recommended contour level, 66% of all backbone atoms, 47% of all non-hydrogen atoms, are inside the map.

9.5 Map-model fit summary [i](#)

The table lists the average atom inclusion at the recommended contour level (0.087) and Q-score for the entire model and for each chain.

Chain	Atom inclusion	Q-score
All	 0.4720	 0.4070
1	 0.3970	 0.3350
2	 0.4380	 0.3490
3	 0.3080	 0.3220
A	 0.5530	 0.4540
B	 0.5330	 0.4330
C	 0.5690	 0.4290
D	 0.4150	 0.3880
E	 0.4450	 0.3930
F	 0.4480	 0.3970
I	 0.3420	 0.3860
J	 0.4420	 0.4570
K	 0.3350	 0.3470
L	 0.3460	 0.3750
M	 0.0440	 0.2930
O	 0.1860	 0.3230

