



wwPDB X-ray Structure Validation Summary Report ⓘ

May 17, 2020 – 08:43 pm BST

PDB ID : 3ZQP
Title : Crystal structure of the small terminase oligomerization domain from a SPP1-like bacteriophage
Authors : Buttner, C.R.; Chechik, M.; Ortiz-Lombardia, M.; Smits, C.; Chechik, V.; Jeschke, G.; Dykeman, E.; Benini, S.; Alonso, J.C.; Antson, A.A.
Deposited on : 2011-06-10
Resolution : 3.00 Å(reported)

This is a wwPDB X-ray Structure Validation Summary Report for a publicly released PDB entry.

We welcome your comments at validation@mail.wwpdb.org

A user guide is available at

<https://www.wwpdb.org/validation/2017/XrayValidationReportHelp>

with specific help available everywhere you see the ⓘ symbol.

The following versions of software and data (see [references ⓘ](#)) were used in the production of this report:

MolProbity : 4.02b-467
Xtriage (Phenix) : 1.13
EDS : 2.11
Percentile statistics : 20191225.v01 (using entries in the PDB archive December 25th 2019)
Refmac : 5.8.0158
CCP4 : 7.0.044 (Gargrove)
Ideal geometry (proteins) : Engh & Huber (2001)
Ideal geometry (DNA, RNA) : Parkinson et al. (1996)
Validation Pipeline (wwPDB-VP) : 2.11

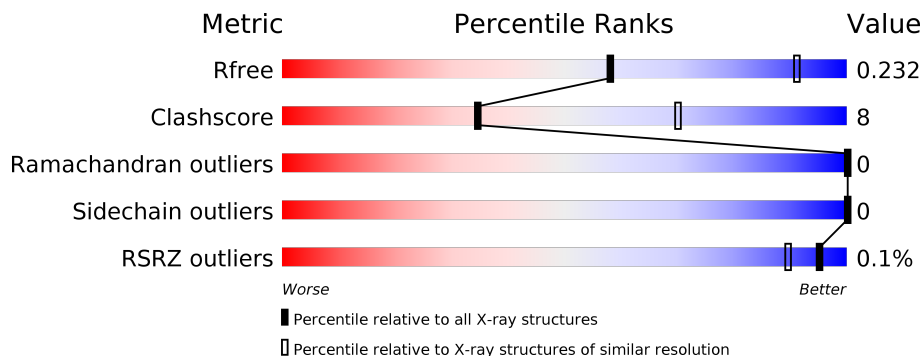
1 Overall quality at a glance

The following experimental techniques were used to determine the structure:

X-RAY DIFFRACTION

The reported resolution of this entry is 3.00 Å.

Percentile scores (ranging between 0-100) for global validation metrics of the entry are shown in the following graphic. The table shows the number of entries on which the scores are based.






Metric	Whole archive (#Entries)	Similar resolution (#Entries, resolution range(Å))
R_{free}	130704	2092 (3.00-3.00)
Clashscore	141614	2416 (3.00-3.00)
Ramachandran outliers	138981	2333 (3.00-3.00)
Sidechain outliers	138945	2336 (3.00-3.00)
RSRZ outliers	127900	1990 (3.00-3.00)

The table below summarises the geometric issues observed across the polymeric chains and their fit to the electron density. The red, orange, yellow and green segments on the lower bar indicate the fraction of residues that contain outliers for ≥ 3 , 2, 1 and 0 types of geometric quality criteria respectively. A grey segment represents the fraction of residues that are not modelled. The numeric value for each fraction is indicated below the corresponding segment, with a dot representing fractions $\leq 5\%$. The upper red bar (where present) indicates the fraction of residues that have poor fit to the electron density. The numeric value is given above the bar.

Mol	Chain	Length	Quality of chain
1	A	164	
1	B	164	
1	C	164	
1	D	164	
1	E	164	
1	F	164	

Continued on next page...

Continued from previous page...

Mol	Chain	Length	Quality of chain	
1	G	164	 42%	54%
1	H	164	 41%	53%
1	I	164	 41%	54%

2 Entry composition

There is only 1 type of molecule in this entry. The entry contains 5289 atoms, of which 0 are hydrogens and 0 are deuteriums.

In the tables below, the ZeroOcc column contains the number of atoms modelled with zero occupancy, the AltConf column contains the number of residues with at least one atom in alternate conformation and the Trace column contains the number of residues modelled with at most 2 atoms.

- Molecule 1 is a protein called TERMINASE SMALL SUBUNIT.

Mol	Chain	Residues	Atoms					ZeroOcc	AltConf	Trace
			Total	C	N	O	S			
1	A	75	Total 581	C 365	N 103	O 112	S 1	0	0	0
1	B	76	Total 587	C 368	N 104	O 114	S 1	0	0	0
1	C	77	Total 596	C 374	N 106	O 115	S 1	0	0	0
1	D	75	Total 581	C 365	N 103	O 112	S 1	0	0	0
1	E	76	Total 590	C 371	N 105	O 113	S 1	0	0	0
1	F	75	Total 581	C 365	N 103	O 112	S 1	0	0	0
1	G	76	Total 587	C 368	N 104	O 114	S 1	0	0	0
1	H	77	Total 596	C 374	N 106	O 115	S 1	0	0	0
1	I	76	Total 590	C 371	N 105	O 113	S 1	0	0	0

There are 171 discrepancies between the modelled and reference sequences:

Chain	Residue	Modelled	Actual	Comment	Reference
A	-18	MET	-	expression tag	UNP Q1EJR8
A	-17	GLY	-	expression tag	UNP Q1EJR8
A	-16	SER	-	expression tag	UNP Q1EJR8
A	-15	SER	-	expression tag	UNP Q1EJR8
A	-14	HIS	-	expression tag	UNP Q1EJR8
A	-13	HIS	-	expression tag	UNP Q1EJR8
A	-12	HIS	-	expression tag	UNP Q1EJR8
A	-11	HIS	-	expression tag	UNP Q1EJR8
A	-10	HIS	-	expression tag	UNP Q1EJR8
A	-9	HIS	-	expression tag	UNP Q1EJR8
A	-8	SER	-	expression tag	UNP Q1EJR8

Continued on next page...

Continued from previous page...

Chain	Residue	Modelled	Actual	Comment	Reference
A	-7	SER	-	expression tag	UNP Q1EJR8
A	-6	GLY	-	expression tag	UNP Q1EJR8
A	-5	LEU	-	expression tag	UNP Q1EJR8
A	-4	VAL	-	expression tag	UNP Q1EJR8
A	-3	PRO	-	expression tag	UNP Q1EJR8
A	-2	ARG	-	expression tag	UNP Q1EJR8
A	-1	GLY	-	expression tag	UNP Q1EJR8
A	0	SER	-	expression tag	UNP Q1EJR8
B	-18	MET	-	expression tag	UNP Q1EJR8
B	-17	GLY	-	expression tag	UNP Q1EJR8
B	-16	SER	-	expression tag	UNP Q1EJR8
B	-15	SER	-	expression tag	UNP Q1EJR8
B	-14	HIS	-	expression tag	UNP Q1EJR8
B	-13	HIS	-	expression tag	UNP Q1EJR8
B	-12	HIS	-	expression tag	UNP Q1EJR8
B	-11	HIS	-	expression tag	UNP Q1EJR8
B	-10	HIS	-	expression tag	UNP Q1EJR8
B	-9	HIS	-	expression tag	UNP Q1EJR8
B	-8	SER	-	expression tag	UNP Q1EJR8
B	-7	SER	-	expression tag	UNP Q1EJR8
B	-6	GLY	-	expression tag	UNP Q1EJR8
B	-5	LEU	-	expression tag	UNP Q1EJR8
B	-4	VAL	-	expression tag	UNP Q1EJR8
B	-3	PRO	-	expression tag	UNP Q1EJR8
B	-2	ARG	-	expression tag	UNP Q1EJR8
B	-1	GLY	-	expression tag	UNP Q1EJR8
B	0	SER	-	expression tag	UNP Q1EJR8
C	-18	MET	-	expression tag	UNP Q1EJR8
C	-17	GLY	-	expression tag	UNP Q1EJR8
C	-16	SER	-	expression tag	UNP Q1EJR8
C	-15	SER	-	expression tag	UNP Q1EJR8
C	-14	HIS	-	expression tag	UNP Q1EJR8
C	-13	HIS	-	expression tag	UNP Q1EJR8
C	-12	HIS	-	expression tag	UNP Q1EJR8
C	-11	HIS	-	expression tag	UNP Q1EJR8
C	-10	HIS	-	expression tag	UNP Q1EJR8
C	-9	HIS	-	expression tag	UNP Q1EJR8
C	-8	SER	-	expression tag	UNP Q1EJR8
C	-7	SER	-	expression tag	UNP Q1EJR8
C	-6	GLY	-	expression tag	UNP Q1EJR8
C	-5	LEU	-	expression tag	UNP Q1EJR8
C	-4	VAL	-	expression tag	UNP Q1EJR8

Continued on next page...

Continued from previous page...

Chain	Residue	Modelled	Actual	Comment	Reference
C	-3	PRO	-	expression tag	UNP Q1EJR8
C	-2	ARG	-	expression tag	UNP Q1EJR8
C	-1	GLY	-	expression tag	UNP Q1EJR8
C	0	SER	-	expression tag	UNP Q1EJR8
D	-18	MET	-	expression tag	UNP Q1EJR8
D	-17	GLY	-	expression tag	UNP Q1EJR8
D	-16	SER	-	expression tag	UNP Q1EJR8
D	-15	SER	-	expression tag	UNP Q1EJR8
D	-14	HIS	-	expression tag	UNP Q1EJR8
D	-13	HIS	-	expression tag	UNP Q1EJR8
D	-12	HIS	-	expression tag	UNP Q1EJR8
D	-11	HIS	-	expression tag	UNP Q1EJR8
D	-10	HIS	-	expression tag	UNP Q1EJR8
D	-9	HIS	-	expression tag	UNP Q1EJR8
D	-8	SER	-	expression tag	UNP Q1EJR8
D	-7	SER	-	expression tag	UNP Q1EJR8
D	-6	GLY	-	expression tag	UNP Q1EJR8
D	-5	LEU	-	expression tag	UNP Q1EJR8
D	-4	VAL	-	expression tag	UNP Q1EJR8
D	-3	PRO	-	expression tag	UNP Q1EJR8
D	-2	ARG	-	expression tag	UNP Q1EJR8
D	-1	GLY	-	expression tag	UNP Q1EJR8
D	0	SER	-	expression tag	UNP Q1EJR8
E	-18	MET	-	expression tag	UNP Q1EJR8
E	-17	GLY	-	expression tag	UNP Q1EJR8
E	-16	SER	-	expression tag	UNP Q1EJR8
E	-15	SER	-	expression tag	UNP Q1EJR8
E	-14	HIS	-	expression tag	UNP Q1EJR8
E	-13	HIS	-	expression tag	UNP Q1EJR8
E	-12	HIS	-	expression tag	UNP Q1EJR8
E	-11	HIS	-	expression tag	UNP Q1EJR8
E	-10	HIS	-	expression tag	UNP Q1EJR8
E	-9	HIS	-	expression tag	UNP Q1EJR8
E	-8	SER	-	expression tag	UNP Q1EJR8
E	-7	SER	-	expression tag	UNP Q1EJR8
E	-6	GLY	-	expression tag	UNP Q1EJR8
E	-5	LEU	-	expression tag	UNP Q1EJR8
E	-4	VAL	-	expression tag	UNP Q1EJR8
E	-3	PRO	-	expression tag	UNP Q1EJR8
E	-2	ARG	-	expression tag	UNP Q1EJR8
E	-1	GLY	-	expression tag	UNP Q1EJR8
E	0	SER	-	expression tag	UNP Q1EJR8

Continued on next page...

Continued from previous page...

Chain	Residue	Modelled	Actual	Comment	Reference
F	-18	MET	-	expression tag	UNP Q1EJR8
F	-17	GLY	-	expression tag	UNP Q1EJR8
F	-16	SER	-	expression tag	UNP Q1EJR8
F	-15	SER	-	expression tag	UNP Q1EJR8
F	-14	HIS	-	expression tag	UNP Q1EJR8
F	-13	HIS	-	expression tag	UNP Q1EJR8
F	-12	HIS	-	expression tag	UNP Q1EJR8
F	-11	HIS	-	expression tag	UNP Q1EJR8
F	-10	HIS	-	expression tag	UNP Q1EJR8
F	-9	HIS	-	expression tag	UNP Q1EJR8
F	-8	SER	-	expression tag	UNP Q1EJR8
F	-7	SER	-	expression tag	UNP Q1EJR8
F	-6	GLY	-	expression tag	UNP Q1EJR8
F	-5	LEU	-	expression tag	UNP Q1EJR8
F	-4	VAL	-	expression tag	UNP Q1EJR8
F	-3	PRO	-	expression tag	UNP Q1EJR8
F	-2	ARG	-	expression tag	UNP Q1EJR8
F	-1	GLY	-	expression tag	UNP Q1EJR8
F	0	SER	-	expression tag	UNP Q1EJR8
G	-18	MET	-	expression tag	UNP Q1EJR8
G	-17	GLY	-	expression tag	UNP Q1EJR8
G	-16	SER	-	expression tag	UNP Q1EJR8
G	-15	SER	-	expression tag	UNP Q1EJR8
G	-14	HIS	-	expression tag	UNP Q1EJR8
G	-13	HIS	-	expression tag	UNP Q1EJR8
G	-12	HIS	-	expression tag	UNP Q1EJR8
G	-11	HIS	-	expression tag	UNP Q1EJR8
G	-10	HIS	-	expression tag	UNP Q1EJR8
G	-9	HIS	-	expression tag	UNP Q1EJR8
G	-8	SER	-	expression tag	UNP Q1EJR8
G	-7	SER	-	expression tag	UNP Q1EJR8
G	-6	GLY	-	expression tag	UNP Q1EJR8
G	-5	LEU	-	expression tag	UNP Q1EJR8
G	-4	VAL	-	expression tag	UNP Q1EJR8
G	-3	PRO	-	expression tag	UNP Q1EJR8
G	-2	ARG	-	expression tag	UNP Q1EJR8
G	-1	GLY	-	expression tag	UNP Q1EJR8
G	0	SER	-	expression tag	UNP Q1EJR8
H	-18	MET	-	expression tag	UNP Q1EJR8
H	-17	GLY	-	expression tag	UNP Q1EJR8
H	-16	SER	-	expression tag	UNP Q1EJR8
H	-15	SER	-	expression tag	UNP Q1EJR8

Continued on next page...

Continued from previous page...

Chain	Residue	Modelled	Actual	Comment	Reference
H	-14	HIS	-	expression tag	UNP Q1EJR8
H	-13	HIS	-	expression tag	UNP Q1EJR8
H	-12	HIS	-	expression tag	UNP Q1EJR8
H	-11	HIS	-	expression tag	UNP Q1EJR8
H	-10	HIS	-	expression tag	UNP Q1EJR8
H	-9	HIS	-	expression tag	UNP Q1EJR8
H	-8	SER	-	expression tag	UNP Q1EJR8
H	-7	SER	-	expression tag	UNP Q1EJR8
H	-6	GLY	-	expression tag	UNP Q1EJR8
H	-5	LEU	-	expression tag	UNP Q1EJR8
H	-4	VAL	-	expression tag	UNP Q1EJR8
H	-3	PRO	-	expression tag	UNP Q1EJR8
H	-2	ARG	-	expression tag	UNP Q1EJR8
H	-1	GLY	-	expression tag	UNP Q1EJR8
H	0	SER	-	expression tag	UNP Q1EJR8
I	-18	MET	-	expression tag	UNP Q1EJR8
I	-17	GLY	-	expression tag	UNP Q1EJR8
I	-16	SER	-	expression tag	UNP Q1EJR8
I	-15	SER	-	expression tag	UNP Q1EJR8
I	-14	HIS	-	expression tag	UNP Q1EJR8
I	-13	HIS	-	expression tag	UNP Q1EJR8
I	-12	HIS	-	expression tag	UNP Q1EJR8
I	-11	HIS	-	expression tag	UNP Q1EJR8
I	-10	HIS	-	expression tag	UNP Q1EJR8
I	-9	HIS	-	expression tag	UNP Q1EJR8
I	-8	SER	-	expression tag	UNP Q1EJR8
I	-7	SER	-	expression tag	UNP Q1EJR8
I	-6	GLY	-	expression tag	UNP Q1EJR8
I	-5	LEU	-	expression tag	UNP Q1EJR8
I	-4	VAL	-	expression tag	UNP Q1EJR8
I	-3	PRO	-	expression tag	UNP Q1EJR8
I	-2	ARG	-	expression tag	UNP Q1EJR8
I	-1	GLY	-	expression tag	UNP Q1EJR8
I	0	SER	-	expression tag	UNP Q1EJR8

4 Data and refinement statistics

Property	Value	Source
Space group	P 32	Depositor
Cell constants a, b, c, α , β , γ	74.27Å 74.27Å 119.63Å 90.00° 90.00° 120.00°	Depositor
Resolution (Å)	25.00 – 3.00 43.80 – 3.00	Depositor EDS
% Data completeness (in resolution range)	100.0 (25.00-3.00) 100.0 (43.80-3.00)	Depositor EDS
R_{merge}	0.11	Depositor
R_{sym}	(Not available)	Depositor
$\langle I/\sigma(I) \rangle$ ¹	3.47 (at 3.01Å)	Xtriage
Refinement program	REFMAC 5.6.0116	Depositor
R, R_{free}	0.185 , 0.226 0.191 , 0.232	Depositor DCC
R_{free} test set	748 reflections (5.06%)	wwPDB-VP
Wilson B-factor (Å ²)	41.3	Xtriage
Anisotropy	0.277	Xtriage
Bulk solvent k_{sol} (e/Å ³), B_{sol} (Å ²)	0.31 , 13.1	EDS
L-test for twinning ²	$\langle L \rangle = 0.49$, $\langle L^2 \rangle = 0.32$	Xtriage
Estimated twinning fraction	0.014 for -h,-k,l 0.048 for h,-h-k,-l 0.026 for -k,-h,-l	Xtriage
F_o, F_c correlation	0.92	EDS
Total number of atoms	5289	wwPDB-VP
Average B, all atoms (Å ²)	30.0	wwPDB-VP

Xtriage's analysis on translational NCS is as follows: *The largest off-origin peak in the Patterson function is 4.95% of the height of the origin peak. No significant pseudotranslation is detected.*

¹Intensities estimated from amplitudes.

²Theoretical values of $\langle |L| \rangle$, $\langle L^2 \rangle$ for acentric reflections are 0.5, 0.333 respectively for untwinned datasets, and 0.375, 0.2 for perfectly twinned datasets.

5 Model quality [i](#)

5.1 Standard geometry [i](#)

The Z score for a bond length (or angle) is the number of standard deviations the observed value is removed from the expected value. A bond length (or angle) with $|Z| > 5$ is considered an outlier worth inspection. RMSZ is the root-mean-square of all Z scores of the bond lengths (or angles).

Mol	Chain	Bond lengths		Bond angles	
		RMSZ	# Z >5	RMSZ	# Z >5
1	A	0.76	0/584	0.66	0/783
1	B	0.78	0/590	0.66	0/791
1	C	0.80	0/599	0.64	0/802
1	D	0.79	0/584	0.69	0/783
1	E	0.79	0/593	0.66	0/794
1	F	0.75	0/584	0.67	1/783 (0.1%)
1	G	0.77	0/590	0.65	0/791
1	H	0.77	0/599	0.64	0/802
1	I	0.80	0/593	0.65	0/794
All	All	0.78	0/5316	0.66	1/7123 (0.0%)

There are no bond length outliers.

All (1) bond angle outliers are listed below:

Mol	Chain	Res	Type	Atoms	Z	Observed($^{\circ}$)	Ideal($^{\circ}$)
1	F	139	ASP	CB-CG-OD1	5.23	123.01	118.30

There are no chirality outliers.

There are no planarity outliers.

5.2 Too-close contacts [i](#)

In the following table, the Non-H and H(model) columns list the number of non-hydrogen atoms and hydrogen atoms in the chain respectively. The H(added) column lists the number of hydrogen atoms added and optimized by MolProbity. The Clashes column lists the number of clashes within the asymmetric unit, whereas Symm-Clashes lists symmetry related clashes.

Mol	Chain	Non-H	H(model)	H(added)	Clashes	Symm-Clashes
1	A	581	0	613	14	0
1	B	587	0	618	12	0
1	C	596	0	631	10	0

Continued on next page...

Continued from previous page...

Mol	Chain	Non-H	H(model)	H(added)	Clashes	Symm-Clashes
1	D	581	0	613	16	0
1	E	590	0	626	11	0
1	F	581	0	613	21	0
1	G	587	0	618	16	0
1	H	596	0	631	18	0
1	I	590	0	626	16	0
All	All	5289	0	5589	90	0

The all-atom clashscore is defined as the number of clashes found per 1000 atoms (including hydrogen atoms). The all-atom clashscore for this structure is 8.

The worst 5 of 90 close contacts within the same asymmetric unit are listed below, sorted by their clash magnitude.

Atom-1	Atom-2	Interatomic distance (Å)	Clash overlap (Å)
1:F:78:THR:HG23	1:G:68:LEU:HD12	1.24	1.13
1:F:78:THR:HG23	1:G:68:LEU:CD1	1.86	1.05
1:H:132:THR:HG22	1:H:134:GLN:HG3	1.51	0.91
1:A:78:THR:HG21	1:B:67:ILE:HA	1.56	0.88
1:D:78:THR:HG21	1:E:67:ILE:HA	1.54	0.88

There are no symmetry-related clashes.

5.3 Torsion angles [i](#)

5.3.1 Protein backbone [i](#)

In the following table, the Percentiles column shows the percent Ramachandran outliers of the chain as a percentile score with respect to all X-ray entries followed by that with respect to entries of similar resolution.

The Analysed column shows the number of residues for which the backbone conformation was analysed, and the total number of residues.

Mol	Chain	Analysed	Favoured	Allowed	Outliers	Percentiles	
1	A	73/164 (44%)	71 (97%)	2 (3%)	0	100	100
1	B	74/164 (45%)	74 (100%)	0	0	100	100
1	C	75/164 (46%)	74 (99%)	1 (1%)	0	100	100
1	D	73/164 (44%)	73 (100%)	0	0	100	100
1	E	74/164 (45%)	73 (99%)	1 (1%)	0	100	100

Continued on next page...

Continued from previous page...

Mol	Chain	Analysed	Favoured	Allowed	Outliers	Percentiles	
1	F	73/164 (44%)	73 (100%)	0	0	100	100
1	G	74/164 (45%)	73 (99%)	1 (1%)	0	100	100
1	H	75/164 (46%)	74 (99%)	1 (1%)	0	100	100
1	I	74/164 (45%)	73 (99%)	1 (1%)	0	100	100
All	All	665/1476 (45%)	658 (99%)	7 (1%)	0	100	100

There are no Ramachandran outliers to report.

5.3.2 Protein sidechains [i](#)

In the following table, the Percentiles column shows the percent sidechain outliers of the chain as a percentile score with respect to all X-ray entries followed by that with respect to entries of similar resolution.

The Analysed column shows the number of residues for which the sidechain conformation was analysed, and the total number of residues.

Mol	Chain	Analysed	Rotameric	Outliers	Percentiles	
1	A	63/134 (47%)	63 (100%)	0	100	100
1	B	64/134 (48%)	64 (100%)	0	100	100
1	C	65/134 (48%)	65 (100%)	0	100	100
1	D	63/134 (47%)	63 (100%)	0	100	100
1	E	64/134 (48%)	64 (100%)	0	100	100
1	F	63/134 (47%)	63 (100%)	0	100	100
1	G	64/134 (48%)	64 (100%)	0	100	100
1	H	65/134 (48%)	65 (100%)	0	100	100
1	I	64/134 (48%)	64 (100%)	0	100	100
All	All	575/1206 (48%)	575 (100%)	0	100	100

There are no protein residues with a non-rotameric sidechain to report.

Some sidechains can be flipped to improve hydrogen bonding and reduce clashes. 5 of 28 such sidechains are listed below:

Mol	Chain	Res	Type
1	E	84	GLN
1	F	69	GLN
1	I	84	GLN

Continued on next page...

Continued from previous page...

Mol	Chain	Res	Type
1	E	88	GLN
1	E	121	HIS

5.3.3 RNA [i](#)

There are no RNA molecules in this entry.

5.4 Non-standard residues in protein, DNA, RNA chains [i](#)

There are no non-standard protein/DNA/RNA residues in this entry.

5.5 Carbohydrates [i](#)

There are no carbohydrates in this entry.

5.6 Ligand geometry [i](#)

There are no ligands in this entry.

5.7 Other polymers [i](#)

There are no such residues in this entry.

5.8 Polymer linkage issues [i](#)

There are no chain breaks in this entry.

6 Fit of model and data [i](#)

6.1 Protein, DNA and RNA chains [i](#)

In the following table, the column labelled '#RSRZ > 2' contains the number (and percentage) of RSRZ outliers, followed by percent RSRZ outliers for the chain as percentile scores relative to all X-ray entries and entries of similar resolution. The OWAB column contains the minimum, median, 95th percentile and maximum values of the occupancy-weighted average B-factor per residue. The column labelled 'Q < 0.9' lists the number of (and percentage) of residues with an average occupancy less than 0.9.

Mol	Chain	Analysed	<RSRZ>	#RSRZ>2	OWAB(Å ²)	Q<0.9
1	A	75/164 (45%)	-0.55	0 100 100	18, 25, 42, 59	0
1	B	76/164 (46%)	-0.53	0 100 100	19, 25, 39, 63	0
1	C	77/164 (46%)	-0.42	0 100 100	19, 27, 47, 73	0
1	D	75/164 (45%)	-0.50	1 (1%) 77 51	19, 27, 42, 94	0
1	E	76/164 (46%)	-0.57	0 100 100	21, 27, 49, 73	0
1	F	75/164 (45%)	-0.54	0 100 100	20, 28, 47, 85	0
1	G	76/164 (46%)	-0.55	0 100 100	19, 28, 51, 82	0
1	H	77/164 (46%)	-0.42	0 100 100	19, 27, 49, 87	0
1	I	76/164 (46%)	-0.50	0 100 100	18, 27, 48, 75	0
All	All	683/1476 (46%)	-0.51	1 (0%) 95 89	18, 27, 48, 94	0

All (1) RSRZ outliers are listed below:

Mol	Chain	Res	Type	RSRZ
1	D	140	ASP	3.0

6.2 Non-standard residues in protein, DNA, RNA chains [i](#)

There are no non-standard protein/DNA/RNA residues in this entry.

6.3 Carbohydrates [i](#)

There are no carbohydrates in this entry.

6.4 Ligands [i](#)

There are no ligands in this entry.

6.5 Other polymers

There are no such residues in this entry.