



Full wwPDB X-ray Structure Validation Report ⓘ

Mar 4, 2026 – 10:32 PM UTC

PDB ID : 1YRL / pdb_00001yrl
Title : Escherichia coli ketol-acid reductoisomerase
Authors : Tyagi, R.; Duquerroy, S.; Navaza, J.; Guddat, L.W.; Duggleby, R.G.
Deposited on : 2005-02-04
Resolution : 2.60 Å(reported)

This is a Full wwPDB X-ray Structure Validation Report for a publicly released PDB entry.

We welcome your comments at validation@mail.wwpdb.org

A user guide is available at

<https://www.wwpdb.org/validation/2017/XrayValidationReportHelp>

with specific help available everywhere you see the ⓘ symbol.

The types of validation reports are described at

<http://www.wwpdb.org/validation/2017/FAQs#types>.

The following versions of software and data (see [references ⓘ](#)) were used in the production of this report:

MolProbity : 4-5-2 with Phenix2.0
Mogul : 2022.3.0, CSD as543be (2022)
Xtriage (Phenix) : 2.0
EDS : 3.0
Percentile statistics : 20250101.v01 (using entries in the PDB archive January 1st 2025)
CCP4 : 9.0.010 (Gargrove)
Density-Fitness : 1.0.12
Ideal geometry (proteins) : Engh & Huber (2001)
Ideal geometry (DNA, RNA) : Parkinson et al. (1996)
Validation Pipeline (wwPDB-VP) : 2.49

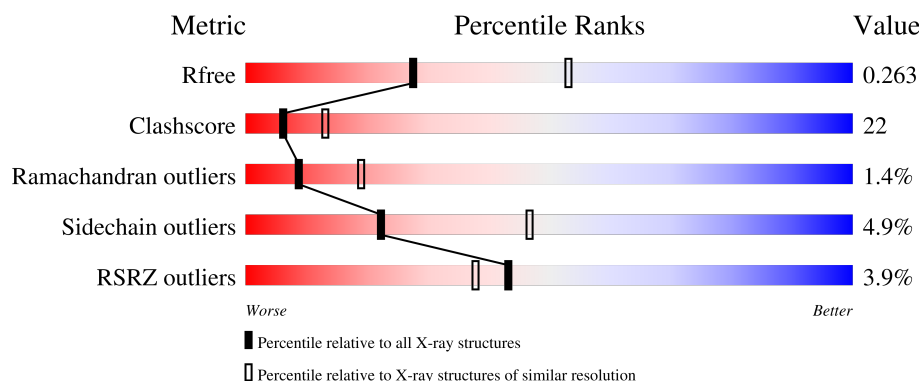
1 Overall quality at a glance

The following experimental techniques were used to determine the structure:

X-RAY DIFFRACTION

The reported resolution of this entry is 2.60 Å.

Percentile scores (ranging between 0-100) for global validation metrics of the entry are shown in the following graphic. The table shows the number of entries on which the scores are based.



Metric	Whole archive (#Entries)	Similar resolution (#Entries, resolution range(Å))
R_{free}	180053	4008 (2.60-2.60)
Clashscore	190562	4347 (2.60-2.60)
Ramachandran outliers	187476	4277 (2.60-2.60)
Sidechain outliers	187428	4277 (2.60-2.60)
RSRZ outliers	180081	4008 (2.60-2.60)

The table below summarises the geometric issues observed across the polymeric chains and their fit to the electron density. The red, orange, yellow and green segments of the lower bar indicate the fraction of residues that contain outliers for ≥ 3 , 2, 1 and 0 types of geometric quality criteria respectively. A grey segment represents the fraction of residues that are not modelled. The numeric value for each fraction is indicated below the corresponding segment, with a dot representing fractions $\leq 5\%$. The upper red bar (where present) indicates the fraction of residues that have poor fit to the electron density. The numeric value is given above the bar.

Mol	Chain	Length	Quality of chain
1	A	491	
1	B	491	
1	C	491	
1	D	491	

The following table lists non-polymeric compounds, carbohydrate monomers and non-standard

residues in protein, DNA, RNA chains that are outliers for geometric or electron-density-fit criteria:

Mol	Type	Chain	Res	Chirality	Geometry	Clashes	Electron density
2	SO4	B	4126	-	X	-	-

2 Entry composition [i](#)

There are 3 unique types of molecules in this entry. The entry contains 14904 atoms, of which 0 are hydrogens and 0 are deuteriums.

In the tables below, the ZeroOcc column contains the number of atoms modelled with zero occupancy, the AltConf column contains the number of residues with at least one atom in alternate conformation and the Trace column contains the number of residues modelled with at most 2 atoms.

- Molecule 1 is a protein called Ketol-acid reductoisomerase.

Mol	Chain	Residues	Atoms					ZeroOcc	AltConf	Trace
1	A	487	Total	C	N	O	S	0	0	0
			3763	2379	638	720	26			
1	B	431	Total	C	N	O	S	0	0	0
			3320	2101	558	637	24			
1	C	487	Total	C	N	O	S	0	0	0
			3749	2370	633	720	26			
1	D	470	Total	C	N	O	S	0	0	0
			3611	2289	602	695	25			

- Molecule 2 is SULFATE ION (CCD ID: SO4) (formula: O₄S).



Mol	Chain	Residues	Atoms			ZeroOcc	AltConf
2	A	1	Total	O	S	0	0
			5	4	1		
2	A	1	Total	O	S	0	0
			5	4	1		

Continued on next page...

Continued from previous page...

Mol	Chain	Residues	Atoms	ZeroOcc	AltConf
2	A	1	Total O S 5 4 1	0	0
2	A	1	Total O S 5 4 1	0	0
2	B	1	Total O S 5 4 1	0	0
2	C	1	Total O S 5 4 1	0	0
2	D	1	Total O S 5 4 1	0	0
2	D	1	Total O S 5 4 1	0	0
2	D	1	Total O S 5 4 1	0	0

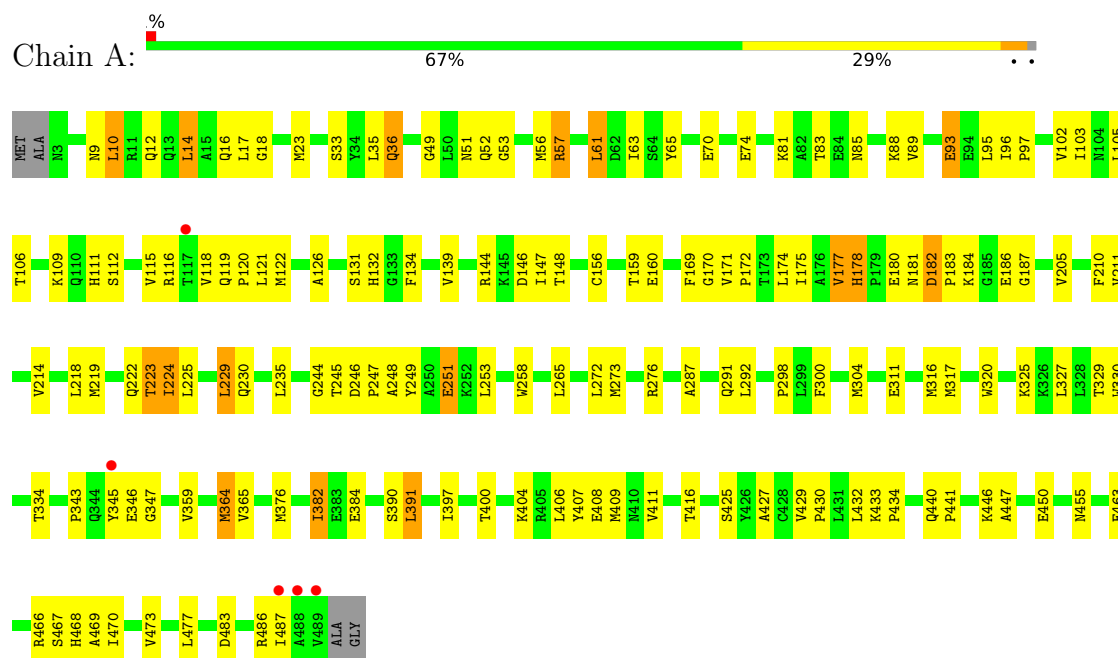
- Molecule 3 is water.

Mol	Chain	Residues	Atoms	ZeroOcc	AltConf
3	A	185	Total O 185 185	0	0
3	B	36	Total O 36 36	0	0
3	C	99	Total O 99 99	0	0
3	D	96	Total O 96 96	0	0

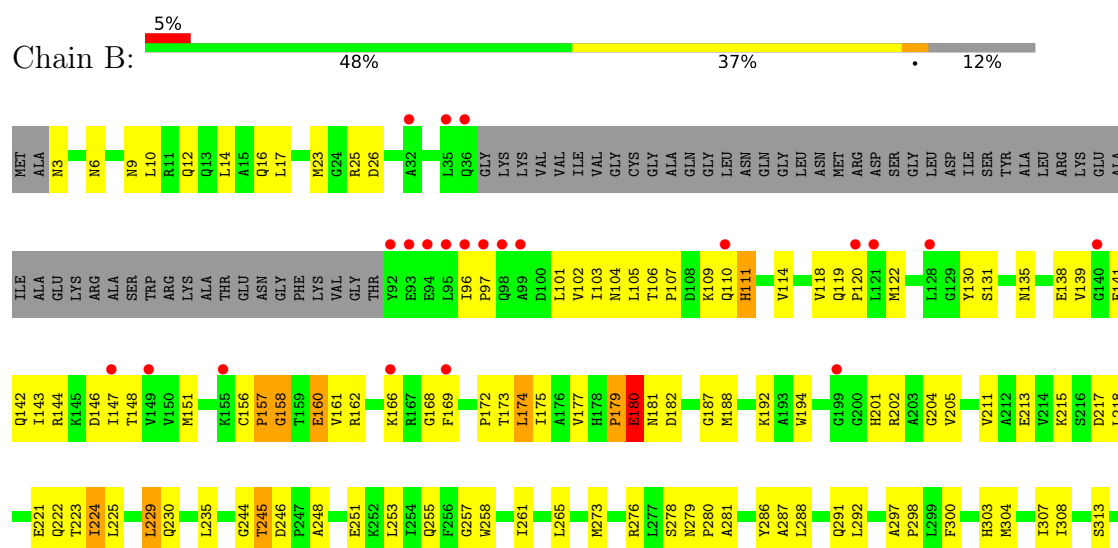
3 Residue-property plots [i](#)

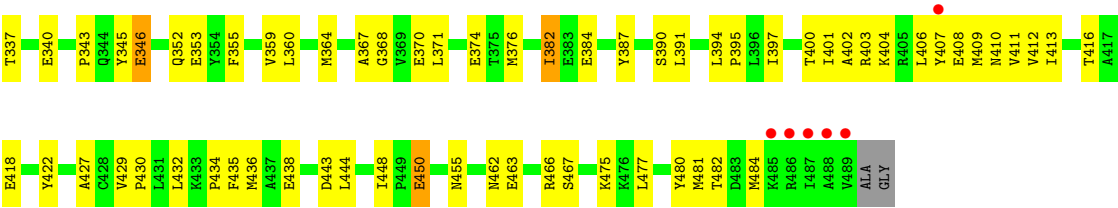
These plots are drawn for all protein, RNA, DNA and oligosaccharide chains in the entry. The first graphic for a chain summarises the proportions of the various outlier classes displayed in the second graphic. The second graphic shows the sequence view annotated by issues in geometry and electron density. Residues are color-coded according to the number of geometric quality criteria for which they contain at least one outlier: green = 0, yellow = 1, orange = 2 and red = 3 or more. A red dot above a residue indicates a poor fit to the electron density ($RSRZ > 2$). Stretches of 2 or more consecutive residues without any outlier are shown as a green connector. Residues present in the sample, but not in the model, are shown in grey.

• Molecule 1: Ketol-acid reductoisomerase



• Molecule 1: Ketol-acid reductoisomerase





4 Data and refinement statistics

Property	Value	Source
Space group	P 63	Depositor
Cell constants a, b, c, α , β , γ	226.88Å 226.88Å 118.85Å 90.00° 90.00° 120.00°	Depositor
Resolution (Å)	32.48 – 2.60 32.48 – 2.60	Depositor EDS
% Data completeness (in resolution range)	99.8 (32.48-2.60) 99.8 (32.48-2.60)	Depositor EDS
R_{merge}	0.07	Depositor
R_{sym}	0.07	Depositor
$\langle I/\sigma(I) \rangle$ ¹	4.15 (at 2.61Å)	Xtriage
Refinement program	CNS	Depositor
R, R_{free}	0.223 , 0.266 0.221 , 0.263	Depositor DCC
R_{free} test set	10702 reflections (10.02%)	wwPDB-VP
Wilson B-factor (Å ²)	39.5	Xtriage
Anisotropy	0.215	Xtriage
Bulk solvent k_{sol} (e/Å ³), B_{sol} (Å ²)	0.33 , 45.4	EDS
L-test for twinning ²	$\langle L \rangle = 0.38$, $\langle L^2 \rangle = 0.21$	Xtriage
Estimated twinning fraction	0.047 for h,-h-k,-l	Xtriage
F_o, F_c correlation	0.93	EDS
Total number of atoms	14904	wwPDB-VP
Average B, all atoms (Å ²)	48.0	wwPDB-VP

Xtriage's analysis on translational NCS is as follows: *The largest off-origin peak in the Patterson function is 1.91% of the height of the origin peak. No significant pseudotranslation is detected.*

¹Intensities estimated from amplitudes.

²Theoretical values of $\langle |L| \rangle$, $\langle L^2 \rangle$ for acentric reflections are 0.5, 0.333 respectively for untwinned datasets, and 0.375, 0.2 for perfectly twinned datasets.

5 Model quality [i](#)

5.1 Standard geometry [i](#)

Bond lengths and bond angles in the following residue types are not validated in this section: SO4

The Z score for a bond length (or angle) is the number of standard deviations the observed value is removed from the expected value. A bond length (or angle) with $|Z| > 5$ is considered an outlier worth inspection. RMSZ is the root-mean-square of all Z scores of the bond lengths (or angles).

Mol	Chain	Bond lengths		Bond angles	
		RMSZ	# Z >5	RMSZ	# Z >5
1	A	0.52	1/3829 (0.0%)	0.90	5/5164 (0.1%)
1	B	0.43	0/3380	0.85	4/4564 (0.1%)
1	C	0.46	0/3815	0.88	7/5149 (0.1%)
1	D	0.45	0/3673	0.88	9/4957 (0.2%)
All	All	0.46	1/14697 (0.0%)	0.88	25/19834 (0.1%)

All (1) bond length outliers are listed below:

Mol	Chain	Res	Type	Atoms	Z	Observed(Å)	Ideal(Å)
1	A	364	MET	SD-CE	-5.02	1.67	1.79

All (25) bond angle outliers are listed below:

Mol	Chain	Res	Type	Atoms	Z	Observed(°)	Ideal(°)
1	D	137	VAL	N-CA-C	8.78	118.79	110.53
1	C	225	LEU	N-CA-C	6.33	118.99	111.33
1	C	137	VAL	N-CA-C	6.18	116.34	110.53
1	B	429	VAL	CB-CA-C	-5.86	108.14	113.70
1	A	131	SER	N-CA-C	-5.78	106.86	114.31
1	D	182	ASP	CA-C-N	5.78	127.06	119.84
1	D	182	ASP	C-N-CA	5.78	127.06	119.84
1	D	214	VAL	N-CA-C	5.71	115.90	110.53
1	C	4	TYR	N-CA-C	5.66	117.12	111.07
1	C	303	HIS	CA-CB-CG	-5.56	108.24	113.80
1	D	448	ILE	CA-C-N	5.54	125.81	119.83
1	D	448	ILE	C-N-CA	5.54	125.81	119.83
1	A	182	ASP	CA-C-N	5.51	125.61	119.32
1	A	182	ASP	C-N-CA	5.51	125.61	119.32
1	B	26	ASP	N-CA-C	5.50	117.36	111.36
1	C	264	ALA	N-CA-C	-5.47	105.31	111.28

Continued on next page...

Continued from previous page...

Mol	Chain	Res	Type	Atoms	Z	Observed(°)	Ideal(°)
1	D	264	ALA	N-CA-C	-5.46	105.41	111.36
1	D	331	ARG	N-CA-C	-5.42	105.38	111.28
1	B	131	SER	N-CA-C	-5.29	106.60	114.64
1	A	178	HIS	CA-C-N	5.22	125.27	119.32
1	A	178	HIS	C-N-CA	5.22	125.27	119.32
1	B	484	MET	N-CA-C	-5.12	105.88	111.82
1	C	427	ALA	N-CA-C	-5.12	107.10	113.55
1	C	278	SER	N-CA-C	-5.07	103.84	110.53
1	D	7	THR	N-CA-C	-5.03	107.15	113.28

There are no chirality outliers.

There are no planarity outliers.

5.2 Too-close contacts

In the following table, the Non-H and H(model) columns list the number of non-hydrogen atoms and hydrogen atoms in the chain respectively. The H(added) column lists the number of hydrogen atoms added and optimized by MolProbity. The Clashes column lists the number of clashes within the asymmetric unit, whereas Symm-Clashes lists symmetry-related clashes.

Mol	Chain	Non-H	H(model)	H(added)	Clashes	Symm-Clashes
1	A	3763	0	3751	141	0
1	B	3320	0	3276	158	0
1	C	3749	0	3718	193	0
1	D	3611	0	3568	174	0
2	A	20	0	0	0	0
2	B	5	0	0	0	0
2	C	5	0	0	0	0
2	D	15	0	0	0	0
3	A	185	0	0	7	0
3	B	36	0	0	2	0
3	C	99	0	0	4	0
3	D	96	0	0	4	0
All	All	14904	0	14313	645	0

The all-atom clashscore is defined as the number of clashes found per 1000 atoms (including hydrogen atoms). The all-atom clashscore for this structure is 22.

All (645) close contacts within the same asymmetric unit are listed below, sorted by their clash magnitude.

Atom-1	Atom-2	Interatomic distance (Å)	Clash overlap (Å)
1:B:382:ILE:HD12	1:B:382:ILE:H	1.13	1.08
1:C:382:ILE:H	1:C:382:ILE:HD12	1.23	1.04
1:D:382:ILE:HD12	1:D:382:ILE:H	1.29	0.98
1:A:455:ASN:HD21	1:C:276:ARG:HH11	1.17	0.93
1:A:330:TRP:O	1:A:334:THR:HG22	1.68	0.92
1:D:154:PRO:HA	1:D:173:THR:HG22	1.50	0.92
1:D:144:ARG:HD2	1:D:146:ASP:OD1	1.70	0.90
1:B:273:MET:HE1	1:B:365:VAL:HG11	1.51	0.90
1:B:404:LYS:HB2	1:B:408:GLU:HB2	1.56	0.88
1:A:139:VAL:HG22	1:A:317:MET:HE3	1.58	0.85
1:C:400:THR:HG21	1:C:409:MET:HA	1.60	0.82
1:C:154:PRO:HA	1:C:173:THR:HG22	1.61	0.81
1:A:382:ILE:HD12	1:A:382:ILE:H	1.46	0.81
1:A:223:THR:HG22	1:A:224:ILE:N	1.97	0.80
1:C:258:TRP:O	1:C:262:THR:HB	1.79	0.80
1:C:404:LYS:HB2	1:C:408:GLU:HB2	1.63	0.80
1:C:96:ILE:HD12	1:C:121:LEU:HD12	1.65	0.79
1:D:360:LEU:O	1:D:364:MET:HG3	1.82	0.79
1:A:23:MET:CE	1:A:205:VAL:HG12	2.12	0.79
1:A:112:SER:O	1:A:116:ARG:HG2	1.83	0.78
1:C:96:ILE:HD13	1:C:118:VAL:HG13	1.65	0.78
1:B:360:LEU:O	1:B:364:MET:HG3	1.84	0.76
1:C:397:ILE:CG2	1:C:409:MET:HE2	2.15	0.76
1:A:404:LYS:HB2	1:A:408:GLU:HB2	1.65	0.76
1:D:292:LEU:HB3	1:D:296:MET:HE2	1.66	0.76
1:B:455:ASN:HD21	1:D:276:ARG:HH11	1.32	0.76
1:C:60:GLY:C	1:C:61:LEU:HD12	2.10	0.76
1:C:382:ILE:HD12	1:C:382:ILE:N	2.01	0.74
1:A:96:ILE:N	1:A:97:PRO:HD2	2.02	0.74
1:C:265:LEU:HB2	1:C:273:MET:HE3	1.70	0.74
1:D:404:LYS:HB2	1:D:408:GLU:HB2	1.70	0.74
1:B:162:ARG:HE	1:B:166:LYS:HE3	1.53	0.73
1:B:151:MET:HE3	1:B:174:LEU:HD21	1.68	0.73
1:A:276:ARG:HH11	1:C:455:ASN:HD21	1.35	0.73
1:B:230:GLN:HG3	1:B:406:LEU:HD13	1.71	0.73
1:C:486:ARG:HH21	1:C:486:ARG:HB2	1.53	0.73
1:D:96:ILE:N	1:D:97:PRO:HD2	2.03	0.72
1:A:298:PRO:HG2	3:A:4142:HOH:O	1.89	0.72
1:B:404:LYS:CB	1:B:408:GLU:HB2	2.20	0.72
1:A:273:MET:HE1	1:A:365:VAL:HG11	1.71	0.71
1:A:218:LEU:O	1:A:222:GLN:HG2	1.89	0.71
1:B:418:GLU:HG2	1:B:422:TYR:CE1	2.25	0.71

Continued on next page...

Continued from previous page...

Atom-1	Atom-2	Interatomic distance (Å)	Clash overlap (Å)
1:D:400:THR:HG21	1:D:409:MET:HA	1.71	0.71
1:B:450:GLU:HG2	1:D:450:GLU:HG2	1.71	0.71
1:D:224:ILE:HA	1:D:228:MET:HB2	1.74	0.70
1:D:154:PRO:CA	1:D:173:THR:HG22	2.22	0.70
1:C:261:ILE:HG22	1:C:273:MET:HE2	1.72	0.70
1:B:407:TYR:O	1:B:411:VAL:HG23	1.90	0.70
1:B:130:TYR:HE2	1:B:135:ASN:HB3	1.55	0.70
1:A:400:THR:HG21	1:A:409:MET:HA	1.74	0.70
1:A:224:ILE:O	1:A:224:ILE:HD13	1.91	0.69
1:A:9:ASN:OD1	1:A:12:GLN:HG3	1.91	0.69
1:A:106:THR:O	1:A:111:HIS:HE1	1.75	0.69
1:A:404:LYS:CB	1:A:408:GLU:HB2	2.22	0.69
1:A:249:TYR:HA	1:A:345:TYR:HB2	1.75	0.69
1:B:429:VAL:HB	1:B:430:PRO:HD3	1.74	0.69
1:C:360:LEU:O	1:C:364:MET:HG3	1.93	0.68
1:D:382:ILE:HD12	1:D:382:ILE:N	2.05	0.68
1:B:457:GLN:O	1:B:461:VAL:HG23	1.94	0.68
1:A:139:VAL:HG22	1:A:317:MET:CE	2.24	0.68
1:C:273:MET:HE1	1:C:365:VAL:HG11	1.76	0.68
1:D:10:LEU:CD2	1:D:14:LEU:HD22	2.24	0.67
1:D:225:LEU:HB3	1:D:397:ILE:HD12	1.76	0.67
1:A:469:ALA:O	1:A:473:VAL:HG23	1.94	0.67
1:B:287:ALA:O	1:B:291:GLN:HG3	1.95	0.67
1:A:103:ILE:HG22	1:A:105:LEU:HG	1.77	0.67
1:B:119:GLN:HB2	1:B:120:PRO:HD3	1.77	0.67
1:C:278:SER:HB2	1:C:450:GLU:HG3	1.76	0.67
1:D:409:MET:O	1:D:413:ILE:HG12	1.95	0.67
1:C:382:ILE:HD13	1:C:385:SER:HB2	1.77	0.67
1:A:93:GLU:CD	1:A:93:GLU:H	2.03	0.67
1:D:282:LYS:NZ	1:D:462:ASN:HD21	1.93	0.67
1:D:434:PRO:HG2	3:D:4164:HOH:O	1.94	0.67
1:A:18:GLY:HA2	1:A:382:ILE:HG13	1.76	0.66
1:B:273:MET:HE1	1:B:365:VAL:CG1	2.22	0.66
1:D:397:ILE:CG2	1:D:409:MET:HE2	2.25	0.66
1:B:142:GLN:C	1:B:143:ILE:HD12	2.21	0.66
1:B:348:LYS:HD3	1:B:349:ILE:H	1.60	0.66
1:C:215:LYS:HE3	1:C:307:ILE:O	1.95	0.66
1:B:401:ILE:HD11	1:B:409:MET:CE	2.25	0.66
1:A:119:GLN:HB2	1:A:120:PRO:HD3	1.77	0.65
1:A:219:MET:O	1:A:223:THR:HB	1.96	0.65
1:C:102:VAL:HG11	1:C:118:VAL:HG11	1.75	0.65

Continued on next page...

Continued from previous page...

Atom-1	Atom-2	Interatomic distance (Å)	Clash overlap (Å)
1:D:119:GLN:HB2	1:D:120:PRO:HD3	1.78	0.65
1:C:9:ASN:OD1	1:C:12:GLN:HG3	1.95	0.65
1:D:114:VAL:O	1:D:118:VAL:HG23	1.96	0.65
1:C:119:GLN:HB2	1:C:120:PRO:HD3	1.78	0.65
1:D:181:ASN:C	1:D:183:PRO:HD3	2.22	0.65
1:A:178:HIS:HD2	3:A:4193:HOH:O	1.80	0.64
1:D:429:VAL:HB	1:D:430:PRO:HD3	1.77	0.64
1:B:452:ALA:HB2	1:D:352:GLN:HB2	1.78	0.64
1:A:382:ILE:HD12	1:A:382:ILE:N	2.10	0.64
1:B:23:MET:HE3	1:B:205:VAL:HB	1.79	0.64
1:B:401:ILE:HD11	1:B:409:MET:HE3	1.78	0.64
1:D:218:LEU:O	1:D:222:GLN:HG2	1.98	0.64
1:D:258:TRP:HH2	1:D:364:MET:HE3	1.62	0.64
1:A:316:MET:HE1	1:A:416:THR:HG23	1.79	0.64
1:C:54:LEU:HB3	1:C:162:ARG:NH1	2.13	0.64
1:A:57:ARG:CG	1:A:57:ARG:HH21	2.10	0.64
1:D:463:GLU:HG2	3:D:4170:HOH:O	1.98	0.64
1:D:265:LEU:HG	1:D:391:LEU:HD11	1.80	0.63
1:A:455:ASN:ND2	1:C:276:ARG:HH11	1.92	0.63
1:B:114:VAL:O	1:B:118:VAL:HG23	1.99	0.63
1:B:382:ILE:H	1:B:382:ILE:CD1	1.89	0.63
1:B:276:ARG:HH11	1:D:455:ASN:HD21	1.46	0.63
1:C:262:THR:HG21	1:C:398:ALA:HB3	1.81	0.62
1:D:224:ILE:HD13	1:D:224:ILE:O	1.99	0.62
1:A:345:TYR:CZ	1:A:347:GLY:HA3	2.34	0.62
1:C:401:ILE:HD11	1:C:409:MET:HE3	1.81	0.62
1:C:482:THR:HA	1:C:485:LYS:HE2	1.81	0.62
1:A:174:LEU:C	1:A:174:LEU:HD23	2.24	0.62
1:A:14:LEU:HD11	1:D:14:LEU:HD21	1.82	0.62
1:B:258:TRP:HB2	3:B:4150:HOH:O	1.98	0.62
1:B:265:LEU:HB2	1:B:273:MET:HE3	1.81	0.62
1:D:382:ILE:H	1:D:382:ILE:CD1	1.99	0.62
1:A:23:MET:HE1	1:A:205:VAL:HG12	1.81	0.62
1:A:223:THR:HG23	1:A:300:PHE:CE2	2.34	0.62
1:C:400:THR:CG2	1:C:409:MET:HA	2.29	0.61
1:D:52:GLN:HB3	1:D:56:MET:HE2	1.82	0.61
1:A:144:ARG:HD2	1:A:146:ASP:OD1	2.00	0.61
1:A:23:MET:CE	1:A:205:VAL:CG1	2.79	0.61
1:B:325:LYS:O	1:B:329:THR:HG23	2.00	0.61
1:D:213:GLU:O	1:D:217:ASP:HB2	2.01	0.61
1:A:223:THR:HG22	1:A:224:ILE:H	1.66	0.61

Continued on next page...

Continued from previous page...

Atom-1	Atom-2	Interatomic distance (Å)	Clash overlap (Å)
1:C:404:LYS:CB	1:C:408:GLU:HB2	2.29	0.61
1:D:156:CYS:HB2	1:D:160:GLU:OE2	2.01	0.61
1:D:410:ASN:HB3	1:D:418:GLU:OE2	2.01	0.61
1:A:235:LEU:HG	1:A:429:VAL:HG22	1.83	0.61
1:D:94:GLU:O	1:D:94:GLU:HG2	1.99	0.61
1:A:223:THR:CG2	1:A:224:ILE:N	2.63	0.60
1:C:3:ASN:N	1:C:6:ASN:HD22	1.98	0.60
1:C:56:MET:HB2	1:C:63:ILE:HD11	1.83	0.60
1:A:450:GLU:HG2	1:C:450:GLU:HG2	1.84	0.60
1:C:154:PRO:CA	1:C:173:THR:HG22	2.30	0.60
1:A:182:ASP:N	1:A:183:PRO:HD3	2.17	0.60
1:D:202:ARG:O	1:D:484:MET:HB3	2.01	0.60
1:C:110:GLN:O	1:C:114:VAL:HG23	2.02	0.60
1:C:144:ARG:HB2	1:C:147:ILE:HD12	1.84	0.60
1:D:401:ILE:C	1:D:403:ARG:H	2.09	0.60
1:D:210:PHE:O	1:D:214:VAL:HG23	2.01	0.59
1:B:382:ILE:HD12	1:B:382:ILE:N	1.99	0.59
1:B:408:GLU:O	1:B:412:VAL:HG23	2.02	0.59
1:C:144:ARG:HB2	1:C:147:ILE:CD1	2.32	0.59
1:C:171:VAL:O	1:C:173:THR:HG23	2.02	0.59
1:A:276:ARG:NH1	1:C:455:ASN:HD21	2.00	0.59
1:D:70:GLU:O	1:D:74:GLU:HG2	2.02	0.59
1:A:230:GLN:HG3	1:A:406:LEU:HD13	1.85	0.59
1:A:466:ARG:NH2	1:C:466:ARG:HD2	2.17	0.59
1:B:265:LEU:HD13	1:B:273:MET:HE3	1.84	0.59
1:C:39:LYS:HD3	1:C:62:ASP:OD2	2.02	0.59
1:C:262:THR:CG2	1:C:395:PRO:HA	2.33	0.59
1:D:106:THR:HB	1:D:107:PRO:HD2	1.84	0.59
1:D:113:ASP:O	1:D:117:THR:HG23	2.03	0.59
1:A:400:THR:HG23	1:A:408:GLU:HG3	1.85	0.58
1:B:151:MET:HE3	1:B:174:LEU:CD2	2.32	0.58
1:A:115:VAL:O	1:A:119:GLN:HG3	2.02	0.58
1:B:235:LEU:HB3	1:B:436:MET:HE2	1.84	0.58
1:D:282:LYS:HZ2	1:D:462:ASN:HD21	1.51	0.58
1:C:103:ILE:HG22	1:C:105:LEU:HG	1.84	0.58
1:D:170:GLY:O	1:D:203:ALA:HB2	2.03	0.58
1:A:57:ARG:HH21	1:A:57:ARG:HG2	1.67	0.58
1:B:25:ARG:HH22	1:B:201:HIS:HD2	1.51	0.58
1:B:400:THR:HG21	1:B:409:MET:HA	1.85	0.58
1:C:224:ILE:C	1:C:224:ILE:HD13	2.28	0.58
1:C:3:ASN:N	3:C:4131:HOH:O	2.35	0.58

Continued on next page...

Continued from previous page...

Atom-1	Atom-2	Interatomic distance (Å)	Clash overlap (Å)
1:D:316:MET:SD	1:D:416:THR:HG23	2.44	0.58
1:A:407:TYR:O	1:A:411:VAL:HG23	2.04	0.57
1:D:54:LEU:HD23	1:D:162:ARG:NE	2.20	0.57
1:B:9:ASN:OD1	1:B:12:GLN:HG3	2.03	0.57
1:B:278:SER:HB3	1:B:450:GLU:HG3	1.86	0.57
1:D:466:ARG:HD3	3:D:4199:HOH:O	2.03	0.57
1:A:70:GLU:O	1:A:74:GLU:HG3	2.04	0.57
1:C:91:THR:HG22	1:C:94:GLU:HG2	1.85	0.57
1:D:152:VAL:HG22	1:D:175:ILE:HG22	1.87	0.57
1:C:397:ILE:HG21	1:C:409:MET:HE2	1.85	0.57
1:B:215:LYS:HE3	1:B:307:ILE:O	2.04	0.57
1:C:230:GLN:HG3	1:C:406:LEU:HD13	1.87	0.57
1:C:397:ILE:HG22	1:C:409:MET:HE2	1.85	0.57
1:C:157:PRO:HG3	1:C:397:ILE:HD13	1.87	0.57
1:A:52:GLN:HB3	1:A:56:MET:HE2	1.86	0.57
1:B:469:ALA:O	1:B:473:VAL:HG23	2.05	0.57
1:C:152:VAL:HG22	1:C:175:ILE:HG22	1.87	0.57
1:C:119:GLN:HA	1:C:122:MET:HE3	1.87	0.56
1:A:23:MET:HE3	1:A:205:VAL:HB	1.88	0.56
1:D:92:TYR:O	1:D:96:ILE:HG12	2.05	0.56
1:D:131:SER:O	1:D:153:ALA:HB2	2.05	0.56
1:B:248:ALA:HA	1:B:343:PRO:O	2.05	0.56
1:C:148:THR:HA	1:C:181:ASN:O	2.05	0.56
1:A:434:PRO:HG2	3:A:4165:HOH:O	2.06	0.56
1:B:400:THR:HG23	1:B:408:GLU:HG3	1.88	0.56
1:D:104:ASN:HD21	1:D:111:HIS:CE1	2.23	0.56
1:D:105:LEU:HD22	1:D:131:SER:HB2	1.88	0.56
1:A:51:ASN:HD21	1:A:159:THR:HG22	1.71	0.56
1:D:57:ARG:HH21	1:D:57:ARG:HB2	1.71	0.56
1:A:178:HIS:HE1	3:A:4271:HOH:O	1.88	0.56
1:A:246:ASP:OD1	1:A:247:PRO:HD2	2.06	0.56
1:C:224:ILE:HD13	1:C:224:ILE:O	2.06	0.56
1:C:283:LEU:HD13	1:C:457:GLN:NE2	2.20	0.56
1:C:440:GLN:HB3	1:C:441:PRO:HD2	1.88	0.56
1:A:106:THR:O	1:A:111:HIS:CE1	2.58	0.55
1:B:143:ILE:HD12	1:B:143:ILE:N	2.21	0.55
1:D:408:GLU:O	1:D:412:VAL:HG23	2.06	0.55
1:B:297:ALA:HB3	1:B:298:PRO:CD	2.36	0.55
1:C:55:ASN:HD21	1:C:165:TYR:HB2	1.71	0.55
1:A:304:MET:HG3	3:A:4160:HOH:O	2.06	0.55
1:B:327:LEU:HD13	1:B:328:LEU:HD23	1.88	0.55

Continued on next page...

Continued from previous page...

Atom-1	Atom-2	Interatomic distance (Å)	Clash overlap (Å)
1:D:53:GLY:HA2	1:D:56:MET:HE3	1.87	0.55
1:C:408:GLU:O	1:C:411:VAL:HG12	2.06	0.55
1:C:174:LEU:HD23	1:C:174:LEU:O	2.07	0.55
1:D:240:LEU:HD21	1:D:444:LEU:HG	1.89	0.55
1:D:370:GLU:O	1:D:374:GLU:HG3	2.07	0.55
1:A:272:LEU:HD21	1:C:455:ASN:HB3	1.89	0.55
1:C:143:ILE:N	1:C:143:ILE:HD12	2.22	0.55
1:C:183:PRO:C	1:C:185:GLY:H	2.14	0.55
1:A:23:MET:HE1	1:A:205:VAL:CG1	2.36	0.55
1:A:102:VAL:HG11	1:A:118:VAL:HG11	1.88	0.55
1:A:382:ILE:H	1:A:382:ILE:CD1	2.06	0.54
1:D:265:LEU:CD2	1:D:394:LEU:HD23	2.37	0.54
1:D:293:LYS:HG2	1:D:367:ALA:HB1	1.90	0.54
1:C:132:HIS:CD2	1:C:134:PHE:HB2	2.42	0.54
1:B:156:CYS:SG	1:B:161:VAL:HB	2.47	0.54
1:D:151:MET:HE3	1:D:174:LEU:HD21	1.89	0.54
1:D:418:GLU:HG2	1:D:422:TYR:CZ	2.42	0.54
1:D:221:GLU:HA	1:D:225:LEU:HB2	1.88	0.54
1:B:119:GLN:HA	1:B:122:MET:HE3	1.88	0.54
1:C:249:TYR:HA	1:C:345:TYR:HB2	1.90	0.54
1:D:9:ASN:O	1:D:13:GLN:HG3	2.08	0.54
1:A:311:GLU:HG3	3:A:4174:HOH:O	2.08	0.54
1:C:38:LYS:HB3	1:C:100:ASP:OD2	2.08	0.54
1:D:93:GLU:CD	1:D:93:GLU:H	2.14	0.54
1:C:52:GLN:HB3	1:C:56:MET:HE2	1.91	0.53
1:B:102:VAL:O	1:B:103:ILE:HD13	2.08	0.53
1:D:248:ALA:HA	1:D:343:PRO:O	2.08	0.53
1:D:403:ARG:HD2	1:D:408:GLU:OE2	2.09	0.53
1:C:23:MET:HE3	1:C:205:VAL:O	2.09	0.53
1:B:96:ILE:N	1:B:97:PRO:HD2	2.24	0.53
1:C:224:ILE:HA	1:C:228:MET:HB2	1.90	0.53
1:D:230:GLN:HG3	1:D:406:LEU:HD13	1.90	0.53
1:A:376:MET:HE1	1:A:390:SER:HB3	1.91	0.53
1:B:174:LEU:C	1:B:174:LEU:HD23	2.34	0.53
1:D:119:GLN:HA	1:D:122:MET:HE3	1.89	0.53
1:D:174:LEU:C	1:D:174:LEU:HD23	2.33	0.53
1:B:101:LEU:HD21	1:B:103:ILE:HD11	1.90	0.53
1:B:358:GLY:O	1:B:361:MET:HB2	2.09	0.53
1:C:229:LEU:HB3	1:C:409:MET:HE1	1.91	0.53
1:B:297:ALA:HA	1:B:371:LEU:HD21	1.91	0.52
1:D:258:TRP:HH2	1:D:364:MET:CE	2.22	0.52

Continued on next page...

Continued from previous page...

Atom-1	Atom-2	Interatomic distance (Å)	Clash overlap (Å)
1:B:427:ALA:C	1:B:430:PRO:HD2	2.34	0.52
1:C:23:MET:HE2	1:C:207:GLU:N	2.23	0.52
1:C:278:SER:CB	1:C:450:GLU:HG3	2.38	0.52
1:C:114:VAL:O	1:C:118:VAL:HG23	2.08	0.52
1:C:145:LYS:O	1:C:183:PRO:HG3	2.10	0.52
1:C:222:GLN:NE2	1:C:303:HIS:ND1	2.55	0.52
1:D:57:ARG:HH21	1:D:57:ARG:CB	2.22	0.52
1:D:112:SER:O	1:D:116:ARG:HB2	2.08	0.52
1:D:165:TYR:HA	1:D:169:PHE:O	2.10	0.52
1:B:104:ASN:ND2	1:B:111:HIS:NE2	2.58	0.52
1:C:169:PHE:CE1	1:C:485:LYS:HA	2.45	0.52
1:C:418:GLU:HG2	1:C:422:TYR:CE1	2.45	0.52
1:D:156:CYS:HB2	1:D:160:GLU:CD	2.34	0.52
1:B:168:GLY:O	1:B:202:ARG:HD3	2.10	0.52
1:D:316:MET:HE1	1:D:416:THR:HG23	1.91	0.52
1:B:331:ARG:O	1:B:334:THR:HG22	2.09	0.51
1:A:119:GLN:HA	1:A:122:MET:HE3	1.92	0.51
1:C:104:ASN:HD21	1:C:111:HIS:CD2	2.28	0.51
1:A:93:GLU:HA	1:A:121:LEU:HD13	1.92	0.51
1:C:9:ASN:O	1:C:10:LEU:C	2.54	0.51
1:C:144:ARG:HB2	1:C:147:ILE:HG13	1.91	0.51
1:C:258:TRP:HH2	1:C:364:MET:HE3	1.75	0.51
1:A:427:ALA:O	1:A:430:PRO:HD2	2.09	0.51
1:B:304:MET:HE2	1:B:308:ILE:HD11	1.92	0.51
1:C:224:ILE:HD11	1:C:394:LEU:HD22	1.92	0.51
1:D:404:LYS:CB	1:D:408:GLU:HB2	2.39	0.51
1:D:261:ILE:HG22	1:D:355:PHE:CD2	2.46	0.51
1:C:408:GLU:O	1:C:412:VAL:HG23	2.10	0.51
1:D:95:LEU:C	1:D:97:PRO:HD2	2.35	0.51
1:D:400:THR:HG23	1:D:408:GLU:HG3	1.93	0.51
1:B:221:GLU:HA	1:B:225:LEU:HB2	1.93	0.51
1:B:244:GLY:O	1:B:245:THR:C	2.54	0.51
1:D:144:ARG:HB3	1:D:147:ILE:HG13	1.93	0.51
1:A:57:ARG:HG2	1:A:57:ARG:NH2	2.26	0.51
1:A:265:LEU:HG	1:A:391:LEU:HD11	1.91	0.51
1:A:455:ASN:HD21	1:C:276:ARG:NH1	1.97	0.51
1:C:27:GLU:O	1:C:192:LYS:HE3	2.12	0.51
1:C:63:ILE:HB	1:C:87:PHE:HE1	1.76	0.51
1:C:80:ARG:O	1:C:84:GLU:HG3	2.11	0.50
1:A:483:ASP:O	1:A:486:ARG:HB3	2.11	0.50
1:B:162:ARG:HH21	1:B:166:LYS:CE	2.23	0.50

Continued on next page...

Continued from previous page...

Atom-1	Atom-2	Interatomic distance (Å)	Clash overlap (Å)
1:C:144:ARG:HB2	1:C:147:ILE:CG1	2.41	0.50
1:A:181:ASN:C	1:A:183:PRO:HD3	2.36	0.50
1:B:106:THR:HB	1:B:107:PRO:HD2	1.93	0.50
1:C:35:LEU:HD23	1:C:193:ALA:HB3	1.94	0.50
1:A:258:TRP:HH2	1:A:364:MET:HE3	1.77	0.50
1:B:455:ASN:ND2	1:D:276:ARG:HH11	2.03	0.50
1:D:35:LEU:HD21	1:D:190:ILE:HG23	1.94	0.50
1:B:461:VAL:O	1:B:465:ILE:HG13	2.11	0.50
1:B:486:ARG:HB2	1:B:486:ARG:NH2	2.27	0.50
1:C:23:MET:HE1	1:C:175:ILE:HD11	1.93	0.50
1:C:61:LEU:O	1:C:63:ILE:HG13	2.11	0.50
1:C:181:ASN:C	1:C:183:PRO:HD3	2.36	0.50
1:B:16:GLN:HB3	1:B:211:VAL:HB	1.93	0.50
1:C:109:LYS:HA	1:C:320:TRP:CZ3	2.47	0.50
1:C:115:VAL:C	1:C:117:THR:H	2.20	0.50
1:B:109:LYS:HA	1:B:320:TRP:CH2	2.47	0.50
1:D:53:GLY:HA3	1:D:65:TYR:OH	2.11	0.49
1:A:376:MET:CE	1:A:390:SER:HB3	2.42	0.49
1:C:262:THR:HG23	1:C:395:PRO:HA	1.94	0.49
1:D:118:VAL:O	1:D:122:MET:HG3	2.12	0.49
1:D:160:GLU:CD	1:D:160:GLU:H	2.21	0.49
1:D:333:GLU:O	1:D:337:THR:HG23	2.12	0.49
1:D:450:GLU:H	1:D:450:GLU:CD	2.20	0.49
1:A:148:THR:HA	1:A:181:ASN:O	2.12	0.49
1:C:277:LEU:HD11	1:C:362:ILE:HD12	1.93	0.49
1:C:382:ILE:H	1:C:382:ILE:CD1	1.94	0.49
1:A:53:GLY:HA3	1:A:65:TYR:OH	2.12	0.49
1:A:116:ARG:HG3	1:A:116:ARG:HH11	1.77	0.49
1:A:210:PHE:O	1:A:214:VAL:HG23	2.13	0.49
1:B:246:ASP:OD2	1:B:248:ALA:HB3	2.13	0.49
1:C:259:GLU:N	3:C:4223:HOH:O	2.45	0.49
1:A:184:LYS:HB2	1:A:186:GLU:HG2	1.94	0.49
1:C:96:ILE:N	1:C:97:PRO:HD2	2.27	0.49
1:C:248:ALA:HA	1:C:343:PRO:O	2.12	0.49
1:D:151:MET:HE3	1:D:174:LEU:CD2	2.42	0.49
1:B:279:ASN:N	1:B:280:PRO:HD2	2.28	0.49
1:B:486:ARG:CB	1:B:486:ARG:HH21	2.25	0.49
1:C:298:PRO:HG2	3:C:4145:HOH:O	2.13	0.49
1:C:427:ALA:O	1:C:430:PRO:HD2	2.12	0.49
1:B:292:LEU:HD21	1:B:364:MET:HG2	1.94	0.49
1:C:123:LYS:O	1:C:144:ARG:NH2	2.46	0.49

Continued on next page...

Continued from previous page...

Atom-1	Atom-2	Interatomic distance (Å)	Clash overlap (Å)
1:C:68:ARG:O	1:C:72:ILE:HG13	2.13	0.49
1:C:289:SER:O	1:C:293:LYS:HG3	2.13	0.49
1:D:182:ASP:N	1:D:183:PRO:HD3	2.28	0.49
1:B:382:ILE:CD1	1:B:382:ILE:N	2.68	0.48
1:B:162:ARG:HH21	1:B:166:LYS:HE2	1.78	0.48
1:C:224:ILE:HG23	1:C:225:LEU:N	2.28	0.48
1:A:57:ARG:HH21	1:A:57:ARG:CB	2.26	0.48
1:A:276:ARG:HD3	1:C:455:ASN:ND2	2.29	0.48
1:B:278:SER:CB	1:B:450:GLU:HG3	2.43	0.48
1:A:51:ASN:ND2	1:A:159:THR:HG22	2.28	0.48
1:C:102:VAL:O	1:C:128:LEU:HD12	2.14	0.48
1:C:427:ALA:C	1:C:430:PRO:HD2	2.39	0.48
1:D:63:ILE:N	1:D:63:ILE:HD12	2.29	0.48
1:D:387:TYR:CD2	1:D:477:LEU:HD12	2.48	0.48
1:A:115:VAL:HG12	1:A:119:GLN:HE21	1.78	0.48
1:B:224:ILE:HD13	1:B:224:ILE:O	2.13	0.48
1:C:23:MET:HE3	1:C:205:VAL:C	2.38	0.48
1:C:483:ASP:O	1:C:487:ILE:HG13	2.14	0.48
1:D:327:LEU:HD22	1:D:327:LEU:O	2.13	0.48
1:C:376:MET:CE	1:C:390:SER:HB3	2.43	0.48
1:D:359:VAL:HB	1:D:443:ASP:O	2.14	0.48
1:C:142:GLN:C	1:C:143:ILE:HD12	2.39	0.48
1:C:182:ASP:N	1:C:183:PRO:HD3	2.29	0.48
1:C:391:LEU:HD12	1:C:391:LEU:O	2.14	0.48
1:A:468:HIS:ND1	1:A:470:ILE:HG22	2.28	0.47
1:D:265:LEU:HG	1:D:391:LEU:CD1	2.44	0.47
1:C:56:MET:HB2	1:C:63:ILE:CD1	2.43	0.47
1:D:119:GLN:HA	1:D:122:MET:CE	2.44	0.47
1:A:440:GLN:HB3	1:A:441:PRO:HD2	1.96	0.47
1:A:450:GLU:HG2	1:C:450:GLU:CD	2.39	0.47
1:C:377:VAL:C	1:C:379:SER:H	2.23	0.47
1:D:161:VAL:HG13	1:D:162:ARG:N	2.28	0.47
1:B:3:ASN:HB3	1:B:6:ASN:HD22	1.79	0.47
1:C:262:THR:HG21	1:C:398:ALA:CB	2.44	0.47
1:D:244:GLY:O	1:D:245:THR:O	2.32	0.47
1:A:132:HIS:CD2	1:A:134:PHE:HB2	2.49	0.47
1:D:51:ASN:HD22	1:D:52:GLN:HG3	1.80	0.47
1:B:483:ASP:OD1	1:B:486:ARG:NH2	2.47	0.47
1:D:28:PHE:CD2	1:D:201:HIS:HB3	2.50	0.47
1:B:119:GLN:HA	1:B:122:MET:CE	2.45	0.47
1:B:265:LEU:HG	1:B:391:LEU:HD11	1.96	0.47

Continued on next page...

Continued from previous page...

Atom-1	Atom-2	Interatomic distance (Å)	Clash overlap (Å)
1:C:10:LEU:O	1:C:14:LEU:HD13	2.14	0.47
1:C:35:LEU:HD23	1:C:193:ALA:CB	2.43	0.47
1:C:51:ASN:HD21	1:C:159:THR:HB	1.78	0.47
1:C:98:GLN:HA	1:C:123:LYS:HD3	1.95	0.47
1:C:160:GLU:CD	1:C:160:GLU:H	2.22	0.47
1:C:365:VAL:HG13	1:C:394:LEU:HD21	1.97	0.47
1:A:16:GLN:HB3	1:A:211:VAL:HB	1.97	0.47
1:C:106:THR:HB	1:C:107:PRO:HD2	1.97	0.47
1:C:229:LEU:CB	1:C:409:MET:HE1	2.45	0.47
1:C:287:ALA:O	1:C:291:GLN:HG3	2.14	0.47
1:D:3:ASN:O	1:D:7:THR:HG23	2.15	0.47
1:D:249:TYR:HA	1:D:345:TYR:HB2	1.97	0.47
1:A:174:LEU:HD23	1:A:175:ILE:N	2.30	0.47
1:A:287:ALA:O	1:A:291:GLN:HG3	2.15	0.47
1:A:384:GLU:HG3	1:A:477:LEU:HD11	1.97	0.47
1:C:218:LEU:O	1:C:222:GLN:HG2	2.15	0.47
1:D:57:ARG:C	1:D:59:SER:H	2.22	0.47
1:B:230:GLN:HG3	1:B:406:LEU:CD1	2.44	0.46
1:B:261:ILE:HD13	1:B:362:ILE:HG12	1.97	0.46
1:B:391:LEU:O	1:B:391:LEU:HD12	2.15	0.46
1:C:97:PRO:O	1:C:98:GLN:HB2	2.15	0.46
1:C:119:GLN:HA	1:C:122:MET:CE	2.45	0.46
1:B:223:THR:CG2	1:B:300:PHE:CE2	2.98	0.46
1:A:169:PHE:CG	1:A:170:GLY:N	2.82	0.46
1:B:148:THR:HG23	1:B:182:ASP:HA	1.97	0.46
1:C:327:LEU:O	1:C:327:LEU:HD22	2.15	0.46
1:D:10:LEU:HD23	1:D:14:LEU:HD22	1.97	0.46
1:D:115:VAL:O	1:D:119:GLN:HG3	2.16	0.46
1:C:317:MET:O	1:C:320:TRP:HB2	2.14	0.46
1:C:468:HIS:O	1:C:472:GLN:HG2	2.15	0.46
1:A:49:GLY:HA2	1:A:105:LEU:HD12	1.97	0.46
1:C:68:ARG:HG3	1:C:70:GLU:OE1	2.16	0.46
1:D:196:ALA:HA	1:D:201:HIS:ND1	2.31	0.46
1:D:219:MET:HG2	1:D:304:MET:SD	2.56	0.46
1:D:255:GLN:NE2	1:D:256:PHE:CE2	2.84	0.46
1:A:225:LEU:O	1:A:397:ILE:HG21	2.15	0.46
1:C:91:THR:CG2	1:C:94:GLU:HG2	2.46	0.46
1:C:217:ASP:HA	1:C:389:GLU:OE1	2.15	0.46
1:B:304:MET:O	1:B:308:ILE:HG12	2.15	0.46
1:C:332:GLU:O	1:C:336:LYS:HG2	2.16	0.46
1:D:60:GLY:O	1:D:61:LEU:HD23	2.16	0.46

Continued on next page...

Continued from previous page...

Atom-1	Atom-2	Interatomic distance (Å)	Clash overlap (Å)
1:A:248:ALA:HA	1:A:343:PRO:O	2.16	0.46
1:A:450:GLU:HG2	1:C:450:GLU:CG	2.45	0.46
1:C:71:ALA:HA	1:C:76:ARG:HD2	1.97	0.46
1:B:138:GLU:OE2	1:B:313:SER:HB3	2.16	0.46
1:A:96:ILE:N	1:A:97:PRO:CD	2.77	0.46
1:D:334:THR:O	1:D:340:GLU:HG3	2.16	0.46
1:B:175:ILE:O	1:B:175:ILE:HG13	2.15	0.45
1:B:427:ALA:O	1:B:430:PRO:HD2	2.16	0.45
1:B:313:SER:O	1:B:317:MET:HG3	2.16	0.45
1:B:394:LEU:HB3	1:B:395:PRO:HD3	1.98	0.45
1:D:143:ILE:HG22	1:D:181:ASN:ND2	2.31	0.45
1:A:126:ALA:O	1:A:147:ILE:HG23	2.17	0.45
1:B:122:MET:O	1:B:144:ARG:NH2	2.50	0.45
1:C:221:GLU:HA	1:C:225:LEU:HB2	1.98	0.45
1:B:139:VAL:O	1:B:141:GLU:N	2.42	0.45
1:B:463:GLU:O	1:B:467:SER:HB3	2.16	0.45
1:D:13:GLN:O	1:D:17:LEU:HB2	2.15	0.45
1:D:346:GLU:OE1	1:D:346:GLU:HA	2.17	0.45
1:A:97:PRO:HA	1:A:121:LEU:O	2.17	0.45
1:A:487:ILE:O	1:A:487:ILE:HG22	2.16	0.45
1:B:173:THR:O	1:B:205:VAL:HA	2.15	0.45
1:A:229:LEU:HD12	1:A:229:LEU:HA	1.81	0.45
1:B:139:VAL:HG22	1:B:317:MET:CE	2.45	0.45
1:B:345:TYR:CE1	1:B:347:GLY:HA3	2.52	0.45
1:C:258:TRP:HB2	3:C:4223:HOH:O	2.16	0.45
1:D:111:HIS:HB2	3:D:4145:HOH:O	2.17	0.45
1:D:480:TYR:O	1:D:482:THR:N	2.49	0.45
1:A:463:GLU:O	1:A:467:SER:CB	2.64	0.45
1:B:218:LEU:O	1:B:222:GLN:HG2	2.16	0.45
1:B:281:ALA:HA	1:B:448:ILE:HD12	1.99	0.45
1:D:58:ASP:HB2	1:D:165:TYR:HE2	1.82	0.45
1:D:63:ILE:HD12	1:D:63:ILE:H	1.82	0.45
1:A:325:LYS:HE3	1:A:329:THR:HG21	1.98	0.45
1:D:173:THR:O	1:D:205:VAL:HA	2.17	0.45
1:D:251:GLU:HG2	1:D:343:PRO:O	2.17	0.45
1:D:291:GLN:HE21	1:D:435:PHE:HE1	1.65	0.45
1:A:177:VAL:HG21	1:A:187:GLY:HA3	1.99	0.45
1:D:480:TYR:C	1:D:482:THR:N	2.74	0.45
1:C:66:ALA:HB1	1:C:92:TYR:HD2	1.81	0.45
1:C:159:THR:O	1:C:163:GLU:HG3	2.17	0.45
1:C:196:ALA:HA	1:C:201:HIS:ND1	2.32	0.45

Continued on next page...

Continued from previous page...

Atom-1	Atom-2	Interatomic distance (Å)	Clash overlap (Å)
1:C:262:THR:HG21	1:C:395:PRO:HA	1.99	0.45
1:D:144:ARG:HH11	1:D:146:ASP:CG	2.25	0.45
1:D:151:MET:O	1:D:175:ILE:HA	2.17	0.45
1:D:397:ILE:O	1:D:400:THR:HB	2.17	0.45
1:D:397:ILE:HG21	1:D:409:MET:HE2	1.95	0.45
1:A:10:LEU:HD13	1:A:14:LEU:HD22	1.99	0.44
1:A:119:GLN:HA	1:A:122:MET:CE	2.47	0.44
1:A:391:LEU:HD12	1:A:391:LEU:O	2.17	0.44
1:B:400:THR:CG2	1:B:409:MET:HA	2.47	0.44
1:C:259:GLU:O	1:C:262:THR:HG22	2.17	0.44
1:A:83:THR:HG22	1:A:89:VAL:HG11	1.99	0.44
1:B:104:ASN:ND2	1:B:111:HIS:CD2	2.86	0.44
1:B:265:LEU:HD21	1:B:391:LEU:CD1	2.47	0.44
1:B:413:ILE:HB	1:B:417:ALA:CB	2.48	0.44
1:B:288:LEU:O	1:B:292:LEU:HB2	2.18	0.44
1:C:118:VAL:O	1:C:122:MET:HG3	2.17	0.44
1:D:96:ILE:N	1:D:97:PRO:CD	2.77	0.44
1:A:33:SER:O	1:A:36:GLN:HB2	2.18	0.44
1:C:327:LEU:HD11	1:C:331:ARG:NH1	2.33	0.44
1:D:409:MET:C	1:D:411:VAL:H	2.24	0.44
1:B:316:MET:HB2	1:B:419:TYR:CE2	2.53	0.44
1:C:49:GLY:HA2	1:C:105:LEU:CD1	2.48	0.44
1:B:316:MET:HE3	1:B:320:TRP:CZ2	2.53	0.44
1:B:454:ASP:O	1:B:455:ASN:C	2.60	0.44
1:D:145:LYS:O	1:D:183:PRO:HG3	2.18	0.44
1:D:401:ILE:C	1:D:403:ARG:N	2.74	0.44
1:A:427:ALA:C	1:A:430:PRO:HD2	2.43	0.44
1:B:255:GLN:HG3	1:B:402:ALA:HA	2.00	0.44
1:C:71:ALA:HA	1:C:76:ARG:CD	2.48	0.44
1:C:74:GLU:O	1:C:75:LYS:C	2.60	0.44
1:C:218:LEU:HD13	1:C:312:PHE:CE2	2.52	0.44
1:C:251:GLU:C	1:C:251:GLU:CD	2.86	0.44
1:D:17:LEU:CD1	1:D:211:VAL:HG12	2.48	0.44
1:D:391:LEU:HD12	1:D:391:LEU:O	2.17	0.44
1:A:52:GLN:O	1:A:56:MET:HG3	2.18	0.44
1:A:359:VAL:HG23	3:A:4137:HOH:O	2.17	0.44
1:B:330:TRP:CD1	1:B:426:TYR:CE2	3.06	0.44
1:C:143:ILE:N	1:C:143:ILE:CD1	2.80	0.44
1:C:292:LEU:HD13	1:C:435:PHE:CZ	2.53	0.44
1:D:194:TRP:CD1	1:D:194:TRP:C	2.96	0.43
1:D:249:TYR:OH	1:D:353:GLU:OE1	2.35	0.43

Continued on next page...

Continued from previous page...

Atom-1	Atom-2	Interatomic distance (Å)	Clash overlap (Å)
1:D:316:MET:CE	1:D:416:THR:HG23	2.48	0.43
1:B:188:MET:O	1:B:192:LYS:HG3	2.17	0.43
1:C:54:LEU:HB3	1:C:162:ARG:HH11	1.82	0.43
1:C:96:ILE:CG2	1:C:121:LEU:HB2	2.48	0.43
1:C:229:LEU:HD12	1:C:229:LEU:HA	1.84	0.43
1:A:57:ARG:HH21	1:A:57:ARG:HB3	1.84	0.43
1:A:156:CYS:HB2	1:A:160:GLU:CG	2.48	0.43
1:A:400:THR:CG2	1:A:409:MET:HA	2.45	0.43
1:A:455:ASN:ND2	1:C:276:ARG:NH1	2.63	0.43
1:B:446:LYS:HG2	1:B:447:ALA:H	1.82	0.43
1:D:410:ASN:HB3	1:D:418:GLU:HG3	2.00	0.43
1:A:88:LYS:HZ2	1:A:95:LEU:HD21	1.84	0.43
1:B:157:PRO:HG2	1:B:158:GLY:H	1.83	0.43
1:B:118:VAL:O	1:B:122:MET:HG3	2.17	0.43
1:B:177:VAL:HG21	1:B:187:GLY:HA3	2.00	0.43
1:B:303:HIS:O	1:B:307:ILE:HG13	2.18	0.43
1:B:327:LEU:HD22	1:B:327:LEU:O	2.18	0.43
1:C:183:PRO:C	1:C:185:GLY:N	2.77	0.43
1:D:89:VAL:O	1:D:89:VAL:HG12	2.18	0.43
1:B:3:ASN:CG	1:B:6:ASN:ND2	2.77	0.43
1:A:23:MET:HE3	1:A:205:VAL:CB	2.48	0.43
1:C:67:LEU:HD22	1:C:78:SER:HB2	2.00	0.43
1:C:392:HIS:O	1:C:395:PRO:HD2	2.19	0.43
1:A:325:LYS:O	1:A:329:THR:HG23	2.19	0.43
1:B:9:ASN:O	1:B:10:LEU:C	2.61	0.43
1:D:286:TYR:O	1:D:289:SER:HB3	2.18	0.43
1:D:436:MET:C	1:D:438:GLU:H	2.26	0.43
1:B:179:PRO:HB2	1:B:180:GLU:OE1	2.18	0.43
1:B:215:LYS:HE3	1:B:308:ILE:HA	2.01	0.43
1:C:50:LEU:HG	1:C:54:LEU:HD11	2.00	0.43
1:D:215:LYS:HG2	1:D:308:ILE:HD13	2.01	0.43
1:D:224:ILE:HG13	1:D:368:GLY:C	2.44	0.43
1:D:427:ALA:O	1:D:430:PRO:HD2	2.19	0.43
1:D:480:TYR:C	1:D:482:THR:H	2.26	0.43
1:A:346:GLU:HA	1:A:346:GLU:OE1	2.19	0.43
1:B:225:LEU:HB3	1:B:397:ILE:HD12	2.00	0.43
1:D:35:LEU:HG	1:D:193:ALA:CB	2.49	0.43
1:D:166:LYS:C	1:D:168:GLY:H	2.26	0.43
1:D:304:MET:HE2	1:D:308:ILE:HG12	2.01	0.43
1:D:407:TYR:O	1:D:411:VAL:HG23	2.18	0.43
1:B:459:ARG:HB2	1:D:272:LEU:HD13	2.00	0.42

Continued on next page...

Continued from previous page...

Atom-1	Atom-2	Interatomic distance (Å)	Clash overlap (Å)
1:C:9:ASN:OD1	1:C:12:GLN:CG	2.65	0.42
1:C:91:THR:H	1:C:94:GLU:HG2	1.84	0.42
1:D:57:ARG:C	1:D:59:SER:N	2.77	0.42
1:D:219:MET:CG	1:D:304:MET:SD	3.07	0.42
1:D:293:LYS:HD3	1:D:367:ALA:HA	2.00	0.42
1:D:376:MET:CE	1:D:390:SER:HB3	2.49	0.42
1:A:61:LEU:HB3	1:A:63:ILE:CD1	2.49	0.42
1:A:171:VAL:HG12	1:A:172:PRO:O	2.19	0.42
1:A:433:LYS:HB3	1:A:434:PRO:CD	2.49	0.42
1:A:345:TYR:OH	1:A:347:GLY:HA3	2.20	0.42
1:C:248:ALA:C	1:C:345:TYR:HB2	2.44	0.42
1:D:224:ILE:HD13	1:D:394:LEU:HD13	2.01	0.42
1:B:10:LEU:C	1:B:10:LEU:HD13	2.44	0.42
1:C:141:GLU:HG3	1:C:143:ILE:HD11	2.02	0.42
1:B:433:LYS:N	1:B:434:PRO:HD2	2.34	0.42
1:C:215:LYS:HE3	1:C:308:ILE:HA	2.02	0.42
1:C:224:ILE:CD1	1:C:394:LEU:HD22	2.50	0.42
1:D:367:ALA:O	1:D:371:LEU:HB2	2.19	0.42
1:B:143:ILE:HG22	1:B:144:ARG:N	2.33	0.42
1:B:213:GLU:O	1:B:217:ASP:HB2	2.20	0.42
1:C:345:TYR:HE1	1:C:347:GLY:HA3	1.83	0.42
1:D:58:ASP:HB2	1:D:165:TYR:CE2	2.54	0.42
1:A:316:MET:CE	1:A:416:THR:HG23	2.48	0.42
1:B:373:PHE:HB2	1:B:470:ILE:HD12	2.01	0.42
1:B:483:ASP:O	1:B:487:ILE:HG13	2.19	0.42
1:C:49:GLY:HA2	1:C:105:LEU:HD13	2.01	0.42
1:D:394:LEU:HB3	1:D:395:PRO:HD3	2.01	0.42
1:A:244:GLY:O	1:A:245:THR:C	2.63	0.42
1:A:466:ARG:HD2	1:C:466:ARG:NH2	2.34	0.42
1:C:19:LYS:O	1:C:20:CYS:HB2	2.19	0.42
1:D:32:ALA:HB1	1:D:61:LEU:HD21	2.02	0.42
1:A:229:LEU:HD23	1:A:397:ILE:HG22	2.02	0.42
1:B:144:ARG:HB2	1:B:147:ILE:HG13	2.00	0.42
1:C:232:GLY:CA	1:C:364:MET:HE1	2.49	0.42
1:B:143:ILE:HB	1:B:181:ASN:HD21	1.85	0.42
1:B:172:PRO:HA	1:B:204:GLY:O	2.20	0.42
1:B:229:LEU:HD12	1:B:229:LEU:HA	1.78	0.42
1:B:253:LEU:O	1:B:257:GLY:N	2.51	0.42
1:B:286:TYR:CD1	1:B:461:VAL:HG13	2.55	0.42
1:B:425:SER:O	1:B:429:VAL:HG23	2.20	0.42
1:C:180:GLU:H	1:C:180:GLU:HG2	1.66	0.42

Continued on next page...

Continued from previous page...

Atom-1	Atom-2	Interatomic distance (Å)	Clash overlap (Å)
1:C:313:SER:C	1:C:317:MET:HE2	2.45	0.42
1:B:331:ARG:C	1:B:334:THR:HG22	2.45	0.41
1:B:350:GLY:O	1:B:351:GLU:C	2.62	0.41
1:B:400:THR:CG2	1:B:408:GLU:HG3	2.50	0.41
1:D:329:THR:O	1:D:332:GLU:HB2	2.20	0.41
1:A:463:GLU:O	1:A:467:SER:HB2	2.20	0.41
1:B:359:VAL:HG23	3:B:4137:HOH:O	2.19	0.41
1:C:251:GLU:HG3	1:C:344:GLN:HA	2.02	0.41
1:D:23:MET:SD	1:D:175:ILE:HD11	2.60	0.41
1:A:18:GLY:O	1:A:382:ILE:HG12	2.20	0.41
1:A:118:VAL:O	1:A:122:MET:HG3	2.20	0.41
1:B:160:GLU:CD	1:B:160:GLU:H	2.28	0.41
1:B:194:TRP:CD1	1:B:194:TRP:C	2.97	0.41
1:B:396:LEU:HA	1:B:399:ASN:ND2	2.35	0.41
1:B:14:LEU:HD11	1:C:14:LEU:HD11	2.02	0.41
1:B:103:ILE:HG22	1:B:105:LEU:HG	2.01	0.41
1:B:330:TRP:HB3	1:B:422:TYR:CG	2.56	0.41
1:C:96:ILE:HG21	1:C:121:LEU:HB2	2.01	0.41
1:D:57:ARG:NH2	1:D:87:PHE:CE2	2.88	0.41
1:D:154:PRO:CB	1:D:173:THR:HG22	2.51	0.41
1:D:332:GLU:HA	1:D:332:GLU:OE1	2.19	0.41
1:A:56:MET:O	1:A:61:LEU:HB2	2.20	0.41
1:C:273:MET:SD	1:C:362:ILE:HG23	2.60	0.41
1:D:463:GLU:O	1:D:467:SER:CB	2.69	0.41
1:D:328:LEU:O	1:D:331:ARG:HB2	2.20	0.41
1:A:116:ARG:HG3	1:A:116:ARG:NH1	2.35	0.41
1:C:23:MET:HE1	1:C:175:ILE:CD1	2.50	0.41
1:C:50:LEU:O	1:C:54:LEU:HG	2.21	0.41
1:C:174:LEU:HD23	1:C:174:LEU:C	2.46	0.41
1:D:109:LYS:O	1:D:109:LYS:HG2	2.20	0.41
1:D:429:VAL:CB	1:D:430:PRO:HD3	2.48	0.41
1:B:104:ASN:HD21	1:B:111:HIS:CD2	2.38	0.41
1:B:144:ARG:HB3	1:B:146:ASP:OD1	2.20	0.41
1:B:261:ILE:HG22	1:B:273:MET:HE2	2.02	0.41
1:B:440:GLN:HB3	1:B:441:PRO:HD2	2.03	0.41
1:C:50:LEU:HG	1:C:54:LEU:CD1	2.50	0.41
1:C:248:ALA:O	1:C:345:TYR:HB2	2.20	0.41
1:D:235:LEU:HD11	1:D:429:VAL:HA	2.02	0.41
1:D:258:TRP:O	1:D:262:THR:HG23	2.21	0.41
1:D:427:ALA:C	1:D:430:PRO:HD2	2.46	0.41
1:A:14:LEU:HD12	1:A:14:LEU:HA	1.96	0.41

Continued on next page...

Continued from previous page...

Atom-1	Atom-2	Interatomic distance (Å)	Clash overlap (Å)
1:A:81:LYS:O	1:A:85:ASN:ND2	2.51	0.41
1:B:253:LEU:HD23	1:B:253:LEU:HA	1.87	0.41
1:B:384:GLU:HB3	1:B:477:LEU:HD11	2.03	0.41
1:A:83:THR:CG2	1:A:89:VAL:HG11	2.50	0.40
1:A:109:LYS:HG3	1:A:320:TRP:CG	2.57	0.40
1:B:173:THR:O	1:B:205:VAL:HG13	2.21	0.40
1:B:173:THR:HG23	1:B:205:VAL:HG13	2.04	0.40
1:B:369:VAL:HG13	1:B:390:SER:O	2.21	0.40
1:C:221:GLU:OE2	1:C:417:ALA:HA	2.21	0.40
1:C:262:THR:O	1:C:265:LEU:HB3	2.21	0.40
1:C:384:GLU:H	1:C:384:GLU:HG2	1.58	0.40
1:D:19:LYS:O	1:D:208:SER:HA	2.21	0.40
1:D:186:GLU:O	1:D:190:ILE:HG13	2.21	0.40
1:D:265:LEU:HD12	1:D:269:GLY:C	2.46	0.40
1:B:392:HIS:O	1:B:395:PRO:HD2	2.21	0.40
1:C:316:MET:HE3	1:C:320:TRP:CZ2	2.56	0.40
1:D:102:VAL:HG11	1:D:118:VAL:HG11	2.04	0.40
1:D:224:ILE:HD13	1:D:224:ILE:C	2.46	0.40
1:B:413:ILE:HB	1:B:417:ALA:HB3	2.03	0.40
1:C:139:VAL:O	1:C:141:GLU:N	2.48	0.40
1:C:268:GLY:HA3	1:C:272:LEU:HB2	2.03	0.40
1:A:345:TYR:CZ	1:A:347:GLY:CA	3.01	0.40
1:A:446:LYS:HG2	1:A:447:ALA:N	2.35	0.40
1:B:358:GLY:O	1:B:361:MET:N	2.53	0.40
1:C:112:SER:O	1:C:116:ARG:HG3	2.21	0.40
1:C:297:ALA:HA	1:C:371:LEU:HD21	2.03	0.40
1:D:250:ALA:O	1:D:253:LEU:N	2.55	0.40
1:A:251:GLU:C	1:A:251:GLU:CD	2.89	0.40
1:B:222:GLN:NE2	1:B:303:HIS:ND1	2.63	0.40

There are no symmetry-related clashes.

5.3 Torsion angles

5.3.1 Protein backbone

In the following table, the Percentiles column shows the percent Ramachandran outliers of the chain as a percentile score with respect to all X-ray entries followed by that with respect to entries of similar resolution.

The Analysed column shows the number of residues for which the backbone conformation was analysed, and the total number of residues.

Mol	Chain	Analysed	Favoured	Allowed	Outliers	Percentiles	
1	A	485/491 (99%)	457 (94%)	27 (6%)	1 (0%)	43	66
1	B	427/491 (87%)	379 (89%)	38 (9%)	10 (2%)	5	9
1	C	485/491 (99%)	425 (88%)	54 (11%)	6 (1%)	10	23
1	D	464/491 (94%)	409 (88%)	46 (10%)	9 (2%)	6	13
All	All	1861/1964 (95%)	1670 (90%)	165 (9%)	26 (1%)	9	19

All (26) Ramachandran outliers are listed below:

Mol	Chain	Res	Type
1	C	20	CYS
1	D	245	THR
1	B	245	THR
1	D	92	TYR
1	D	145	LYS
1	C	183	PRO
1	B	169	PHE
1	B	180	GLU
1	B	439	LEU
1	C	184	LYS
1	D	481	MET
1	A	391	LEU
1	B	179	PRO
1	B	325	LYS
1	B	391	LEU
1	C	10	LEU
1	D	332	GLU
1	D	402	ALA
1	B	324	ASP
1	C	75	LYS
1	D	183	PRO
1	B	158	GLY
1	C	44	GLY
1	D	89	VAL
1	D	72	ILE
1	B	157	PRO

5.3.2 Protein sidechains ⓘ

In the following table, the Percentiles column shows the percent sidechain outliers of the chain as a percentile score with respect to all X-ray entries followed by that with respect to entries of similar resolution.

The Analysed column shows the number of residues for which the sidechain conformation was analysed, and the total number of residues.

Mol	Chain	Analysed	Rotameric	Outliers	Percentiles	
1	A	393/395 (100%)	373 (95%)	20 (5%)	21	45
1	B	345/395 (87%)	332 (96%)	13 (4%)	29	56
1	C	390/395 (99%)	372 (95%)	18 (5%)	24	49
1	D	375/395 (95%)	353 (94%)	22 (6%)	18	38
All	All	1503/1580 (95%)	1430 (95%)	73 (5%)	22	47

All (73) residues with a non-rotameric sidechain are listed below:

Mol	Chain	Res	Type
1	A	10	LEU
1	A	14	LEU
1	A	17	LEU
1	A	35	LEU
1	A	36	GLN
1	A	57	ARG
1	A	61	LEU
1	A	93	GLU
1	A	177	VAL
1	A	180	GLU
1	A	223	THR
1	A	224	ILE
1	A	229	LEU
1	A	251	GLU
1	A	253	LEU
1	A	292	LEU
1	A	327	LEU
1	A	382	ILE
1	A	425	SER
1	A	432	LEU
1	B	17	LEU
1	B	110	GLN
1	B	111	HIS
1	B	160	GLU
1	B	174	LEU
1	B	180	GLU
1	B	224	ILE
1	B	229	LEU
1	B	251	GLU
1	B	346	GLU

Continued on next page...

Continued from previous page...

Mol	Chain	Res	Type
1	B	382	ILE
1	B	384	GLU
1	B	409	MET
1	C	10	LEU
1	C	16	GLN
1	C	57	ARG
1	C	68	ARG
1	C	111	HIS
1	C	160	GLU
1	C	192	LYS
1	C	224	ILE
1	C	229	LEU
1	C	251	GLU
1	C	262	THR
1	C	292	LEU
1	C	301	GLN
1	C	327	LEU
1	C	382	ILE
1	C	384	GLU
1	C	411	VAL
1	C	486	ARG
1	D	14	LEU
1	D	17	LEU
1	D	57	ARG
1	D	93	GLU
1	D	104	ASN
1	D	110	GLN
1	D	112	SER
1	D	160	GLU
1	D	174	LEU
1	D	177	VAL
1	D	219	MET
1	D	223	THR
1	D	224	ILE
1	D	251	GLU
1	D	292	LEU
1	D	331	ARG
1	D	346	GLU
1	D	382	ILE
1	D	384	GLU
1	D	432	LEU
1	D	450	GLU

Continued on next page...

Continued from previous page...

Mol	Chain	Res	Type
1	D	475	LYS

Sometimes sidechains can be flipped to improve hydrogen bonding and reduce clashes. All (56) such sidechains are listed below:

Mol	Chain	Res	Type
1	A	36	GLN
1	A	48	GLN
1	A	51	ASN
1	A	104	ASN
1	A	110	GLN
1	A	111	HIS
1	A	132	HIS
1	A	142	GLN
1	A	178	HIS
1	A	222	GLN
1	A	291	GLN
1	A	322	ASN
1	A	344	GLN
1	A	455	ASN
1	A	457	GLN
1	B	6	ASN
1	B	36	GLN
1	B	104	ASN
1	B	110	GLN
1	B	132	HIS
1	B	142	GLN
1	B	222	GLN
1	B	291	GLN
1	B	301	GLN
1	B	322	ASN
1	B	344	GLN
1	B	440	GLN
1	B	455	ASN
1	B	457	GLN
1	B	462	ASN
1	C	13	GLN
1	C	36	GLN
1	C	51	ASN
1	C	55	ASN
1	C	110	GLN
1	C	111	HIS
1	C	135	ASN

Continued on next page...

Continued from previous page...

Mol	Chain	Res	Type
1	C	142	GLN
1	C	222	GLN
1	C	279	ASN
1	C	322	ASN
1	C	399	ASN
1	C	455	ASN
1	C	457	GLN
1	C	462	ASN
1	D	13	GLN
1	D	110	GLN
1	D	178	HIS
1	D	181	ASN
1	D	255	GLN
1	D	291	GLN
1	D	322	ASN
1	D	392	HIS
1	D	455	ASN
1	D	457	GLN
1	D	462	ASN

5.3.3 RNA ⓘ

There are no RNA molecules in this entry.

5.4 Non-standard residues in protein, DNA, RNA chains ⓘ

There are no non-standard protein/DNA/RNA residues in this entry.

5.5 Carbohydrates ⓘ

There are no oligosaccharides in this entry.

5.6 Ligand geometry ⓘ

9 ligands are modelled in this entry.

In the following table, the Counts columns list the number of bonds (or angles) for which Mogul statistics could be retrieved, the number of bonds (or angles) that are observed in the model and the number of bonds (or angles) that are defined in the Chemical Component Dictionary. The Link column lists molecule types, if any, to which the group is linked. The Z score for a bond length (or angle) is the number of standard deviations the observed value is removed from the

expected value. A bond length (or angle) with $|Z| > 2$ is considered an outlier worth inspection. RMSZ is the root-mean-square of all Z scores of the bond lengths (or angles).

Mol	Type	Chain	Res	Link	Bond lengths			Bond angles		
					Counts	RMSZ	$\# Z > 2$	Counts	RMSZ	$\# Z > 2$
2	SO4	D	4124	-	4,4,4	0.39	0	6,6,6	0.09	0
2	SO4	A	4128	-	4,4,4	0.39	0	6,6,6	0.10	0
2	SO4	B	4126	-	4,4,4	0.38	0	6,6,6	4.85	6 (100%)
2	SO4	A	4127	-	4,4,4	0.37	0	6,6,6	0.17	0
2	SO4	A	4121	-	4,4,4	0.38	0	6,6,6	0.18	0
2	SO4	C	4125	-	4,4,4	0.40	0	6,6,6	0.06	0
2	SO4	D	4129	-	4,4,4	0.40	0	6,6,6	0.08	0
2	SO4	A	4122	-	4,4,4	0.38	0	6,6,6	0.14	0
2	SO4	D	4123	-	4,4,4	0.39	0	6,6,6	0.16	0

There are no bond length outliers.

All (6) bond angle outliers are listed below:

Mol	Chain	Res	Type	Atoms	Z	Observed(°)	Ideal(°)
2	B	4126	SO4	O3-S-O2	-5.73	79.58	109.56
2	B	4126	SO4	O4-S-O1	-5.54	80.58	109.56
2	B	4126	SO4	O4-S-O3	-5.00	80.99	108.54
2	B	4126	SO4	O3-S-O1	4.34	132.27	109.56
2	B	4126	SO4	O2-S-O1	-4.11	80.11	109.06
2	B	4126	SO4	O4-S-O2	4.07	130.85	109.56

There are no chirality outliers.

There are no torsion outliers.

There are no ring outliers.

No monomer is involved in short contacts.

5.7 Other polymers [i](#)

There are no such residues in this entry.

5.8 Polymer linkage issues [i](#)

There are no chain breaks in this entry.

6 Fit of model and data

6.1 Protein, DNA and RNA chains

In the following table, the column labelled ‘#RSRZ> 2’ contains the number (and percentage) of RSRZ outliers, followed by percent RSRZ outliers for the chain as percentile scores relative to all X-ray entries and entries of similar resolution. The OWAB column contains the minimum, median, 95th percentile and maximum values of the occupancy-weighted average B-factor per residue. The column labelled ‘Q< 0.9’ lists the number of (and percentage) of residues with an average occupancy less than 0.9.

Mol	Chain	Analysed	<RSRZ>	#RSRZ>2	OWAB(Å ²)	Q<0.9
1	A	487/491 (99%)	-0.60	5 (1%) 79 76	17, 32, 55, 76	0
1	B	431/491 (87%)	0.37	23 (5%) 32 26	26, 54, 91, 115	0
1	C	487/491 (99%)	0.06	16 (3%) 49 43	22, 47, 88, 95	0
1	D	470/491 (95%)	0.20	30 (6%) 25 20	23, 49, 82, 104	0
All	All	1875/1964 (95%)	-0.01	74 (3%) 43 38	17, 44, 87, 115	0

All (74) RSRZ outliers are listed below:

Mol	Chain	Res	Type	RSRZ
1	D	489	VAL	7.0
1	D	73	ALA	5.5
1	B	92	TYR	5.5
1	C	489	VAL	5.0
1	B	488	ALA	4.8
1	B	93	GLU	4.5
1	D	72	ILE	4.5
1	D	86	GLY	4.4
1	D	488	ALA	4.4
1	C	487	ILE	4.2
1	A	489	VAL	4.1
1	B	96	ILE	3.9
1	D	93	GLU	3.6
1	D	51	ASN	3.2
1	D	50	LEU	3.1
1	D	158	GLY	3.1
1	C	87	PHE	3.1
1	B	95	LEU	3.1
1	D	161	VAL	3.0
1	B	94	GLU	3.0
1	C	89	VAL	3.0

Continued on next page...

Continued from previous page...

Mol	Chain	Res	Type	RSRZ
1	D	88	LYS	2.8
1	A	488	ALA	2.8
1	D	87	PHE	2.8
1	C	488	ALA	2.7
1	C	45	CYS	2.7
1	C	64	SER	2.6
1	C	79	TRP	2.6
1	D	68	ARG	2.6
1	B	166	LYS	2.6
1	B	140	GLY	2.6
1	B	99	ALA	2.6
1	B	35	LEU	2.5
1	B	128	LEU	2.5
1	D	407	TYR	2.5
1	C	44	GLY	2.4
1	B	169	PHE	2.4
1	B	121	LEU	2.4
1	D	487	ILE	2.4
1	C	66	ALA	2.4
1	D	66	ALA	2.4
1	D	92	TYR	2.4
1	C	120	PRO	2.4
1	D	117	THR	2.3
1	D	65	TYR	2.3
1	B	97	PRO	2.3
1	B	120	PRO	2.3
1	D	121	LEU	2.3
1	B	98	GLN	2.3
1	B	110	GLN	2.3
1	C	129	GLY	2.3
1	A	487	ILE	2.2
1	B	155	LYS	2.2
1	C	75	LYS	2.2
1	B	32	ALA	2.2
1	C	117	THR	2.2
1	D	486	ARG	2.2
1	C	35	LEU	2.2
1	D	24	GLY	2.2
1	D	63	ILE	2.2
1	D	96	ILE	2.2
1	D	91	THR	2.2
1	D	29	ALA	2.1

Continued on next page...

Continued from previous page...

Mol	Chain	Res	Type	RSRZ
1	A	117	THR	2.1
1	D	159	THR	2.1
1	D	156	CYS	2.1
1	B	149	VAL	2.1
1	D	485	LYS	2.1
1	B	36	GLN	2.1
1	A	345	TYR	2.1
1	C	41	VAL	2.1
1	D	69	LYS	2.0
1	B	147	ILE	2.0
1	B	199	GLY	2.0

6.2 Non-standard residues in protein, DNA, RNA chains [i](#)

There are no non-standard protein/DNA/RNA residues in this entry.

6.3 Carbohydrates [i](#)

There are no oligosaccharides in this entry.

6.4 Ligands [i](#)

In the following table, the Atoms column lists the number of modelled atoms in the group and the number defined in the chemical component dictionary. The B-factors column lists the minimum, median, 95th percentile and maximum values of B factors of atoms in the group. The column labelled 'Q<0.9' lists the number of atoms with occupancy less than 0.9.

Mol	Type	Chain	Res	Atoms	RSCC	RSR	B-factors(\AA^2)	Q<0.9
2	SO4	D	4129	5/5	0.55	0.15	112,112,113,114	0
2	SO4	A	4128	5/5	0.89	0.11	93,93,94,94	0
2	SO4	A	4127	5/5	0.91	0.10	78,78,78,79	0
2	SO4	C	4125	5/5	0.92	0.12	68,69,69,70	0
2	SO4	D	4123	5/5	0.93	0.09	60,61,62,63	0
2	SO4	B	4126	5/5	0.93	0.10	86,86,86,86	0
2	SO4	A	4122	5/5	0.95	0.07	63,64,64,65	0
2	SO4	A	4121	5/5	0.97	0.07	47,49,50,50	0
2	SO4	D	4124	5/5	0.98	0.08	49,49,50,51	0

6.5 Other polymers [i](#)

There are no such residues in this entry.