



Full wwPDB X-ray Structure Validation Report ⓘ

Mar 1, 2026 – 03:13 AM UTC

PDB ID : 6QNR / pdb_00006qnr
Title : 70S ribosome elongation complex (EC) with experimentally assigned potassium ions
Authors : Rozov, A.; Khusainov, I.; Yusupov, M.; Yusupova, G.
Deposited on : 2019-02-11
Resolution : 3.10 Å(reported)

This is a Full wwPDB X-ray Structure Validation Report for a publicly released PDB entry.

We welcome your comments at validation@mail.wwpdb.org

A user guide is available at

<https://www.wwpdb.org/validation/2017/XrayValidationReportHelp>

with specific help available everywhere you see the ⓘ symbol.

The types of validation reports are described at

<http://www.wwpdb.org/validation/2017/FAQs#types>.

The following versions of software and data (see [references ⓘ](#)) were used in the production of this report:

MolProbity	:	4-5-2 with Phenix2.0
Mogul	:	2022.3.0, CSD as543be (2022)
Xtriage (Phenix)	:	2.0
EDS	:	3.0
Percentile statistics	:	20250101.v01 (using entries in the PDB archive January 1st 2025)
CCP4	:	9.0.010 (Gargrove)
Density-Fitness	:	1.0.12
Ideal geometry (proteins)	:	Engh & Huber (2001)
Ideal geometry (DNA, RNA)	:	Parkinson et al. (1996)
Validation Pipeline (wwPDB-VP)	:	2.49

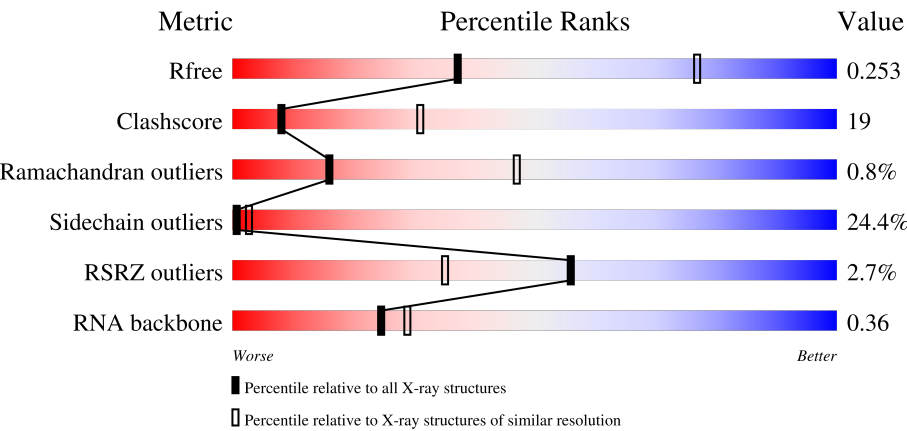
1 Overall quality at a glance i

The following experimental techniques were used to determine the structure:

X-RAY DIFFRACTION

The reported resolution of this entry is 3.10 Å.

Percentile scores (ranging between 0-100) for global validation metrics of the entry are shown in the following graphic. The table shows the number of entries on which the scores are based.



Metric	Whole archive (#Entries)	Similar resolution (#Entries, resolution range(Å))
R _{free}	180053	1456 (3.10-3.10)
Clashscore	190562	1539 (3.10-3.10)
Ramachandran outliers	187476	1467 (3.10-3.10)
Sidechain outliers	187428	1467 (3.10-3.10)
RSRZ outliers	180081	1456 (3.10-3.10)
RNA backbone	3983	1022 (3.32-2.88)

The table below summarises the geometric issues observed across the polymeric chains and their fit to the electron density. The red, orange, yellow and green segments of the lower bar indicate the fraction of residues that contain outliers for ≥ 3 , 2, 1 and 0 types of geometric quality criteria respectively. A grey segment represents the fraction of residues that are not modelled. The numeric value for each fraction is indicated below the corresponding segment, with a dot representing fractions $\leq 5\%$. The upper red bar (where present) indicates the fraction of residues that have poor fit to the electron density. The numeric value is given above the bar.

Mol	Chain	Length	Quality of chain
1	13	1522	<div><div></div><div><div>34%</div><div>49%</div><div>16%</div><div>.</div></div></div>
1	1G	1522	<div><div>%</div><div><div>33%</div><div>49%</div><div>17%</div><div>..</div></div></div>
2	12	256	<div><div>18%</div><div><div>36%</div><div>42%</div><div>15%</div><div>7%</div></div></div>
2	1E	256	<div><div>6%</div><div><div>44%</div><div>37%</div><div>11%</div><div>7%</div></div></div>

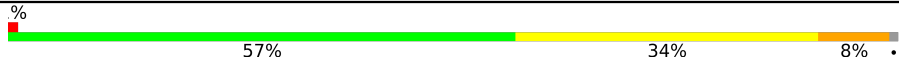


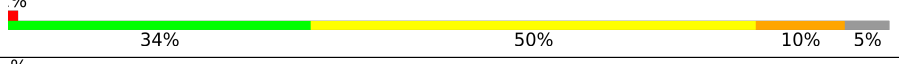

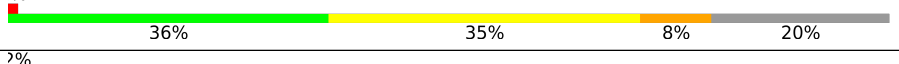
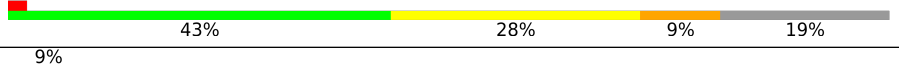
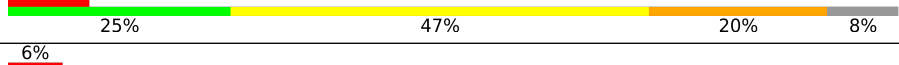








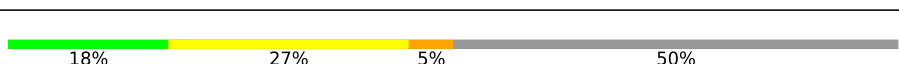
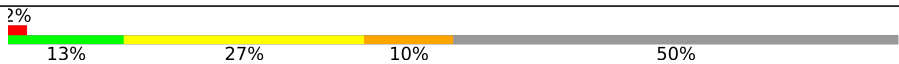
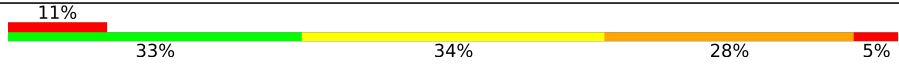



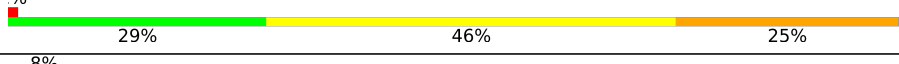


Continued on next page...

Continued from previous page...

Mol	Chain	Length	Quality of chain
3	22	239	
3	2E	239	
4	32	209	
4	3E	209	
5	42	162	
5	4E	162	
6	52	101	
6	5E	101	
7	62	156	
7	6E	156	
8	72	138	
8	7E	138	
9	82	128	
9	8E	128	
10	1A	105	
10	1I	105	
11	2A	129	
11	2I	129	
12	3A	132	
12	3I	132	
13	4A	126	
13	4I	126	
14	5A	61	
14	5I	61	
15	6A	89	

Continued on next page...

Continued from previous page...

Mol	Chain	Length	Quality of chain
15	6I	89	
16	7A	88	
16	7I	88	
17	8A	105	
17	8I	105	
18	9A	88	
18	9I	88	
19	AA	93	
19	AI	93	
20	BA	106	
20	BI	106	
21	1B	27	
21	1F	27	
22	1K	76	
23	2K	76	
24	3K	76	
24	3L	76	
25	4K	60	
25	4L	60	
26	5K	76	
27	14	2917	
27	1H	2917	
28	16	122	
28	1J	122	
29	7I	229	

Continued on next page...

Continued from previous page...

Mol	Chain	Length	Quality of chain
29	79	229	
30	11	276	
30	19	276	
31	21	206	
31	29	206	
32	31	210	
32	39	210	
33	41	182	
33	49	182	
34	51	180	
34	59	180	
35	61	148	
35	69	148	
36	38	173	
37	15	140	
37	58	140	
38	25	122	
38	68	122	
39	35	150	
39	78	150	
40	45	141	
40	88	141	
41	55	118	
41	98	118	
42	65	112	

Continued on next page...

Continued from previous page...

Mol	Chain	Length	Quality of chain
42	A8	112	
43	75	146	
43	B8	146	
44	85	118	
44	C8	118	
45	95	101	
45	D8	101	
46	A5	113	
46	E8	113	
47	B5	96	
47	F8	96	
48	C5	110	
48	G8	110	
49	D5	206	
49	H8	206	
50	E5	85	
50	I8	85	
51	F5	98	
51	J8	98	
52	G5	72	
52	K8	72	
53	H5	60	
53	L8	60	
54	I5	71	
54	M8	71	

Continued on next page...

Continued from previous page...

Mol	Chain	Length	Quality of chain
55	J5	60	
55	N8	60	
56	K5	54	
56	O8	54	
57	L5	49	
57	P8	49	
58	M5	65	
58	Q8	65	
59	1L	76	
60	2L	76	

The following table lists non-polymeric compounds, carbohydrate monomers and non-standard residues in protein, DNA, RNA chains that are outliers for geometric or electron-density-fit criteria:

Mol	Type	Chain	Res	Chirality	Geometry	Clashes	Electron density
62	MG	13	1709[A]	-	-	-	X
62	MG	13	1709[B]	-	-	-	X
62	MG	14	3175[A]	-	-	-	X
62	MG	14	3175[B]	-	-	-	X
62	MG	1G	1683[A]	-	-	-	X
62	MG	1G	1683[B]	-	-	-	X
62	MG	1H	3343[A]	-	-	-	X
62	MG	1H	3343[B]	-	-	-	X
63	SF4	3E	302	-	-	X	-

2 Entry composition

There are 65 unique types of molecules in this entry. The entry contains 305753 atoms, of which 0 are hydrogens and 0 are deuteriums.

In the tables below, the ZeroOcc column contains the number of atoms modelled with zero occupancy, the AltConf column contains the number of residues with at least one atom in alternate conformation and the Trace column contains the number of residues modelled with at most 2 atoms.

- Molecule 1 is a RNA chain called 16S ribosomal RNA.

Mol	Chain	Residues	Atoms					ZeroOcc	AltConf	Trace
1	13	1516	Total	C	N	O	P	0	0	0
			32589	14514	6024	10535	1516			
1	1G	1513	Total	C	N	O	P	0	0	0
			32526	14487	6018	10509	1512			

- Molecule 2 is a protein called 30S ribosomal protein S2.

Mol	Chain	Residues	Atoms					ZeroOcc	AltConf	Trace
2	1E	237	Total	C	N	O	S	0	0	0
			1924	1228	344	347	5			
2	12	237	Total	C	N	O	S	0	0	0
			1924	1228	344	347	5			

- Molecule 3 is a protein called 30S ribosomal protein S3.

Mol	Chain	Residues	Atoms					ZeroOcc	AltConf	Trace
3	2E	205	Total	C	N	O	S	0	0	0
			1605	1011	313	280	1			
3	22	206	Total	C	N	O	S	0	0	0
			1612	1016	314	281	1			

- Molecule 4 is a protein called 30S ribosomal protein S4.

Mol	Chain	Residues	Atoms					ZeroOcc	AltConf	Trace
4	3E	208	Total	C	N	O	S	0	0	0
			1702	1066	339	290	7			
4	32	208	Total	C	N	O	S	0	0	0
			1702	1066	339	290	7			

- Molecule 5 is a protein called 30S ribosomal protein S5.

Mol	Chain	Residues	Atoms					ZeroOcc	AltConf	Trace
5	4E	151	Total	C	N	O	S	0	0	0
			1155	729	218	204	4			
5	42	151	Total	C	N	O	S	0	0	0
			1155	729	218	204	4			

- Molecule 6 is a protein called 30S ribosomal protein S6.

Mol	Chain	Residues	Atoms					ZeroOcc	AltConf	Trace
6	5E	101	Total	C	N	O	S	0	0	0
			842	531	155	153	3			
6	52	101	Total	C	N	O	S	0	0	0
			842	531	155	153	3			

- Molecule 7 is a protein called 30S ribosomal protein S7.

Mol	Chain	Residues	Atoms					ZeroOcc	AltConf	Trace
7	6E	155	Total	C	N	O	S	0	0	0
			1256	781	252	217	6			
7	62	155	Total	C	N	O	S	0	0	0
			1256	781	252	217	6			

- Molecule 8 is a protein called 30S ribosomal protein S8.

Mol	Chain	Residues	Atoms					ZeroOcc	AltConf	Trace
8	7E	138	Total	C	N	O	S	0	0	0
			1115	705	215	192	3			
8	72	138	Total	C	N	O	S	0	0	0
			1115	705	215	192	3			

- Molecule 9 is a protein called 30S ribosomal protein S9.

Mol	Chain	Residues	Atoms				ZeroOcc	AltConf	Trace
9	8E	127	Total	C	N	O	0	0	0
			1004	636	195	173			
9	82	127	Total	C	N	O	0	0	0
			1004	636	195	173			

- Molecule 10 is a protein called 30S ribosomal protein S10.

Mol	Chain	Residues	Atoms					ZeroOcc	AltConf	Trace
10	1I	99	Total	C	N	O	S	0	0	0
			801	504	157	139	1			

Continued on next page...

Continued from previous page...

Mol	Chain	Residues	Atoms					ZeroOcc	AltConf	Trace
10	1A	99	Total	C	N	O	S	0	0	0
			801	504	157	139	1			

- Molecule 11 is a protein called 30S ribosomal protein S11.

Mol	Chain	Residues	Atoms					ZeroOcc	AltConf	Trace
11	2I	116	Total	C	N	O	S	0	0	0
			864	537	164	160	3			
11	2A	117	Total	C	N	O	S	0	0	0
			873	543	166	161	3			

- Molecule 12 is a protein called 30S ribosomal protein S12.

Mol	Chain	Residues	Atoms					ZeroOcc	AltConf	Trace
12	3I	125	Total	C	N	O	S	0	0	0
			977	615	196	164	2			
12	3A	125	Total	C	N	O	S	0	0	0
			977	615	196	164	2			

- Molecule 13 is a protein called 30S ribosomal protein S13.

Mol	Chain	Residues	Atoms					ZeroOcc	AltConf	Trace
13	4I	119	Total	C	N	O	S	0	0	0
			946	585	195	164	2			
13	4A	121	Total	C	N	O	S	0	0	0
			964	597	199	166	2			

- Molecule 14 is a protein called 30S ribosomal protein S14 type Z.

Mol	Chain	Residues	Atoms					ZeroOcc	AltConf	Trace
14	5I	60	Total	C	N	O	S	0	0	0
			491	312	104	71	4			
14	5A	60	Total	C	N	O	S	0	0	0
			491	312	104	71	4			

- Molecule 15 is a protein called 30S ribosomal protein S15.

Mol	Chain	Residues	Atoms					ZeroOcc	AltConf	Trace
15	6I	88	Total	C	N	O	S	0	0	0
			733	459	147	125	2			
15	6A	88	Total	C	N	O	S	0	0	0
			733	459	147	125	2			

- Molecule 16 is a protein called 30S ribosomal protein S16.

Mol	Chain	Residues	Atoms					ZeroOcc	AltConf	Trace
16	7I	83	Total	C	N	O	S	0	0	0
			700	443	139	117	1			
16	7A	84	Total	C	N	O	S	0	0	0
			705	446	140	118	1			

- Molecule 17 is a protein called 30S ribosomal protein S17.

Mol	Chain	Residues	Atoms					ZeroOcc	AltConf	Trace
17	8I	100	Total	C	N	O	S	0	0	0
			834	534	155	143	2			
17	8A	100	Total	C	N	O	S	0	0	0
			834	534	155	143	2			

- Molecule 18 is a protein called 30S ribosomal protein S18.

Mol	Chain	Residues	Atoms				ZeroOcc	AltConf	Trace
18	9I	71	Total	C	N	O	0	0	0
			584	373	116	95			
18	9A	70	Total	C	N	O	0	0	0
			573	367	112	94			

- Molecule 19 is a protein called 30S ribosomal protein S19.

Mol	Chain	Residues	Atoms					ZeroOcc	AltConf	Trace
19	AI	84	Total	C	N	O	S	0	0	0
			674	430	126	116	2			
19	AA	86	Total	C	N	O	S	0	0	0
			684	436	126	120	2			

- Molecule 20 is a protein called 30S ribosomal protein S20.

Mol	Chain	Residues	Atoms					ZeroOcc	AltConf	Trace
20	BI	101	Total	C	N	O	S	0	0	0
			766	473	161	130	2			
20	BA	103	Total	C	N	O	S	0	0	0
			776	479	163	132	2			

- Molecule 21 is a protein called 30S ribosomal protein Thx.

Mol	Chain	Residues	Atoms				ZeroOcc	AltConf	Trace
21	1F	24	Total	C	N	O	0	0	0
			208	128	50	30			
21	1B	25	Total	C	N	O	0	0	0
			217	134	52	31			

- Molecule 22 is a RNA chain called E. coli tRNAPhe.

Mol	Chain	Residues	Atoms						ZeroOcc	AltConf	Trace
22	1K	76	Total	C	N	O	P	S	0	0	0
			1628	731	290	530	75	2			

- Molecule 23 is a RNA chain called E. coli tRNAPhe.

Mol	Chain	Residues	Atoms						ZeroOcc	AltConf	Trace
23	2K	76	Total	C	N	O	P	S	0	0	0
			1635	735	291	532	75	2			

- Molecule 24 is a RNA chain called E. coli tRNAPhe.

Mol	Chain	Residues	Atoms						ZeroOcc	AltConf	Trace
24	3K	76	Total	C	N	O	P	S	0	0	0
			1626	729	290	531	75	1			
24	3L	76	Total	C	N	O	P	S	0	0	0
			1626	729	290	531	75	1			

- Molecule 25 is a RNA chain called mRNA.

Mol	Chain	Residues	Atoms					ZeroOcc	AltConf	Trace
25	4K	30	Total	C	N	O	P	0	0	0
			621	279	88	225	29			
25	4L	30	Total	C	N	O	P	0	0	0
			621	279	88	225	29			

- Molecule 26 is a RNA chain called E. coli tRNAPhe.

Mol	Chain	Residues	Atoms						ZeroOcc	AltConf	Trace
26	5K	76	Total	C	N	O	P	S	0	0	0
			1627	730	290	530	75	2			

- Molecule 27 is a RNA chain called 23S ribosomal RNA.

Mol	Chain	Residues	Atoms					ZeroOcc	AltConf	Trace
27	1H	2890	Total	C	N	O	P	0	0	0
			62245	27709	11634	20013	2889			
27	14	2876	Total	C	N	O	P	0	0	0
			61946	27576	11583	19912	2875			

- Molecule 28 is a RNA chain called 5S ribosomal RNA.

Mol	Chain	Residues	Atoms					ZeroOcc	AltConf	Trace
28	16	122	Total	C	N	O	P	0	0	0
			2617	1166	486	844	121			
28	1J	121	Total	C	N	O	P	0	0	0
			2598	1156	481	840	121			

- Molecule 29 is a protein called 50S ribosomal protein L1.

Mol	Chain	Residues	Atoms					ZeroOcc	AltConf	Trace
29	71	135	Total	C	N	O	S	0	0	0
			1049	662	197	189	1			
29	79	135	Total	C	N	O	S	0	0	0
			1049	662	197	189	1			

- Molecule 30 is a protein called 50S ribosomal protein L2.

Mol	Chain	Residues	Atoms					ZeroOcc	AltConf	Trace
30	11	272	Total	C	N	O	S	0	0	0
			2115	1335	420	357	3			
30	19	272	Total	C	N	O	S	0	0	0
			2115	1335	420	357	3			

- Molecule 31 is a protein called 50S ribosomal protein L3.

Mol	Chain	Residues	Atoms					ZeroOcc	AltConf	Trace
31	21	204	Total	C	N	O	S	0	0	0
			1559	985	298	270	6			
31	29	204	Total	C	N	O	S	0	0	0
			1559	985	298	270	6			

- Molecule 32 is a protein called 50S ribosomal protein L4.

Mol	Chain	Residues	Atoms					ZeroOcc	AltConf	Trace
32	31	202	Total	C	N	O	S	0	0	0
			1585	1011	297	275	2			

Continued on next page...

Continued from previous page...

Mol	Chain	Residues	Atoms					ZeroOcc	AltConf	Trace
32	39	202	Total	C	N	O	S	0	0	0
			1585	1011	297	275	2			

- Molecule 33 is a protein called 50S ribosomal protein L5.

Mol	Chain	Residues	Atoms					ZeroOcc	AltConf	Trace
33	41	181	Total	C	N	O	S	0	0	0
			1473	942	268	259	4			
33	49	181	Total	C	N	O	S	0	0	0
			1473	942	268	259	4			

- Molecule 34 is a protein called 50S ribosomal protein L6.

Mol	Chain	Residues	Atoms					ZeroOcc	AltConf	Trace
34	51	174	Total	C	N	O	S	0	0	0
			1336	848	251	236	1			
34	59	173	Total	C	N	O	S	0	0	0
			1327	842	249	235	1			

- Molecule 35 is a protein called 50S ribosomal protein L9.

Mol	Chain	Residues	Atoms					ZeroOcc	AltConf	Trace
35	61	145	Total	C	N	O	S	0	0	0
			1131	723	200	207	1			
35	69	146	Total	C	N	O	S	0	0	0
			1136	726	201	208	1			

- Molecule 36 is a protein called 50S ribosomal protein L10.

Mol	Chain	Residues	Atoms				ZeroOcc	AltConf	Trace
36	38	84	Total	C	N	O	0	0	0
			635	399	118	118			

- Molecule 37 is a protein called 50S ribosomal protein L13.

Mol	Chain	Residues	Atoms					ZeroOcc	AltConf	Trace
37	58	138	Total	C	N	O	S	0	0	0
			1104	712	206	182	4			
37	15	138	Total	C	N	O	S	0	0	0
			1104	712	206	182	4			

- Molecule 38 is a protein called 50S ribosomal protein L14.

Mol	Chain	Residues	Atoms					ZeroOcc	AltConf	Trace
38	68	122	Total	C	N	O	S	0	0	0
			932	588	171	169	4			
38	25	122	Total	C	N	O	S	0	0	0
			932	588	171	169	4			

- Molecule 39 is a protein called 50S ribosomal protein L15.

Mol	Chain	Residues	Atoms					ZeroOcc	AltConf	Trace
39	78	150	Total	C	N	O	S	0	0	0
			1144	712	232	197	3			
39	35	150	Total	C	N	O	S	0	0	0
			1144	712	232	197	3			

- Molecule 40 is a protein called 50S ribosomal protein L16.

Mol	Chain	Residues	Atoms					ZeroOcc	AltConf	Trace
40	88	141	Total	C	N	O	S	0	5	0
			1150	732	218	193	7			
40	45	141	Total	C	N	O	S	0	0	0
			1121	715	212	187	7			

- Molecule 41 is a protein called 50S ribosomal protein L17.

Mol	Chain	Residues	Atoms					ZeroOcc	AltConf	Trace
41	98	118	Total	C	N	O	S	0	0	0
			967	604	203	159	1			
41	55	118	Total	C	N	O	S	0	0	0
			967	604	203	159	1			

- Molecule 42 is a protein called 50S ribosomal protein L18.

Mol	Chain	Residues	Atoms					ZeroOcc	AltConf	Trace
42	A8	112	Total	C	N	O	S	0	0	0
			889	561	177	150	1			
42	65	111	Total	C	N	O	S	0	0	0
			881	556	176	149				

- Molecule 43 is a protein called 50S ribosomal protein L19.

Mol	Chain	Residues	Atoms					ZeroOcc	AltConf	Trace
43	B8	137	Total	C	N	O	S	0	0	0
			1141	710	234	196	1			

Continued on next page...

Continued from previous page...

Mol	Chain	Residues	Atoms					ZeroOcc	AltConf	Trace
43	75	137	Total	C	N	O	S	0	0	0
			1141	710	234	196	1			

- Molecule 44 is a protein called 50S ribosomal protein L20.

Mol	Chain	Residues	Atoms					ZeroOcc	AltConf	Trace
44	C8	117	Total	C	N	O	S	0	0	0
			963	610	202	150	1			
44	85	117	Total	C	N	O	S	0	0	0
			963	610	202	150	1			

- Molecule 45 is a protein called 50S ribosomal protein L21.

Mol	Chain	Residues	Atoms					ZeroOcc	AltConf	Trace
45	D8	101	Total	C	N	O	S	0	0	0
			778	501	142	134	1			
45	95	101	Total	C	N	O	S	0	0	0
			778	501	142	134	1			

- Molecule 46 is a protein called 50S ribosomal protein L22.

Mol	Chain	Residues	Atoms					ZeroOcc	AltConf	Trace
46	E8	113	Total	C	N	O	S	0	0	0
			899	566	177	154	2			
46	A5	113	Total	C	N	O	S	0	0	0
			899	566	177	154	2			

- Molecule 47 is a protein called 50S ribosomal protein L23.

Mol	Chain	Residues	Atoms					ZeroOcc	AltConf	Trace
47	F8	95	Total	C	N	O	S	0	0	0
			747	485	135	126	1			
47	B5	94	Total	C	N	O	S	0	0	0
			742	482	134	125	1			

- Molecule 48 is a protein called 50S ribosomal protein L24.

Mol	Chain	Residues	Atoms					ZeroOcc	AltConf	Trace
48	G8	109	Total	C	N	O	S	0	0	0
			825	528	153	139	5			
48	C5	107	Total	C	N	O	S	0	0	0
			776	494	147	130	5			

- Molecule 49 is a protein called 50S ribosomal protein L25.

Mol	Chain	Residues	Atoms					ZeroOcc	AltConf	Trace
49	H8	179	Total	C	N	O	S	0	0	0
			1428	911	255	259	3			
49	D5	176	Total	C	N	O	S	0	0	0
			1404	897	252	252	3			

- Molecule 50 is a protein called 50S ribosomal protein L27.

Mol	Chain	Residues	Atoms					ZeroOcc	AltConf	Trace
50	I8	84	Total	C	N	O	S	0	0	0
			661	410	140	110	1			
50	E5	84	Total	C	N	O	S	0	0	0
			657	407	139	110	1			

- Molecule 51 is a protein called 50S ribosomal protein L28.

Mol	Chain	Residues	Atoms					ZeroOcc	AltConf	Trace
51	J8	97	Total	C	N	O	S	0	0	0
			762	481	150	130	1			
51	F5	97	Total	C	N	O	S	0	0	0
			762	481	150	130	1			

- Molecule 52 is a protein called 50S ribosomal protein L29.

Mol	Chain	Residues	Atoms					ZeroOcc	AltConf	Trace
52	K8	72	Total	C	N	O	S	0	0	0
			598	372	120	104	2			
52	G5	71	Total	C	N	O	S	0	0	0
			590	367	119	103	1			

- Molecule 53 is a protein called 50S ribosomal protein L30.

Mol	Chain	Residues	Atoms				ZeroOcc	AltConf	Trace
53	L8	59	Total	C	N	O	0	0	0
			468	298	90	80			
53	H5	59	Total	C	N	O	0	0	0
			468	298	90	80			

- Molecule 54 is a protein called 50S ribosomal protein L31.

Mol	Chain	Residues	Atoms					ZeroOcc	AltConf	Trace
54	M8	71	Total	C	N	O	S	0	0	0
			580	364	108	103	5			
54	I5	71	Total	C	N	O	S	0	0	0
			580	364	108	103	5			

- Molecule 55 is a protein called 50S ribosomal protein L32.

Mol	Chain	Residues	Atoms					ZeroOcc	AltConf	Trace
55	N8	56	Total	C	N	O	S	0	0	0
			434	272	87	70	5			
55	J5	56	Total	C	N	O	S	0	0	0
			434	272	87	70	5			

- Molecule 56 is a protein called 50S ribosomal protein L33.

Mol	Chain	Residues	Atoms					ZeroOcc	AltConf	Trace
56	O8	45	Total	C	N	O	S	0	0	0
			389	241	79	65	4			
56	K5	45	Total	C	N	O	S	0	0	0
			389	241	79	65	4			

- Molecule 57 is a protein called 50S ribosomal protein L34.

Mol	Chain	Residues	Atoms					ZeroOcc	AltConf	Trace
57	P8	49	Total	C	N	O	S	0	0	0
			419	257	104	56	2			
57	L5	49	Total	C	N	O	S	0	0	0
			429	263	108	56	2			

- Molecule 58 is a protein called 50S ribosomal protein L35.

Mol	Chain	Residues	Atoms					ZeroOcc	AltConf	Trace
58	Q8	64	Total	C	N	O	S	0	0	0
			506	326	99	79	2			
58	M5	64	Total	C	N	O	S	0	0	0
			506	326	99	79	2			

- Molecule 59 is a RNA chain called E. coli tRNAPhe.

Mol	Chain	Residues	Atoms					ZeroOcc	AltConf	Trace
59	1L	76	Total	C	N	O	P	S	0	0
			1627	730	290	531	75	1		

- Molecule 60 is a RNA chain called E. coli tRNAPhe.

Mol	Chain	Residues	Atoms						ZeroOcc	AltConf	Trace
60	2L	76	Total	C	N	O	P	S	0	0	0
			1635	735	291	532	75	2			

- Molecule 61 is POTASSIUM ION (CCD ID: K) (formula: K) (labeled as "Ligand of Interest" by depositor).

Mol	Chain	Residues	Atoms		ZeroOcc	AltConf
61	13	51	Total	K	0	0
			51	51		
61	5E	1	Total	K	0	0
			1	1		
61	4I	1	Total	K	0	0
			1	1		
61	BI	1	Total	K	0	0
			1	1		
61	1K	1	Total	K	0	0
			1	1		
61	2K	3	Total	K	0	0
			3	3		
61	1H	144	Total	K	0	1
			145	145		
61	16	3	Total	K	0	0
			3	3		
61	11	1	Total	K	0	0
			1	1		
61	21	1	Total	K	0	0
			1	1		
61	31	2	Total	K	0	0
			2	2		
61	41	1	Total	K	0	0
			1	1		
61	88	1	Total	K	0	0
			1	1		
61	1G	36	Total	K	0	0
			36	36		
61	32	1	Total	K	0	0
			1	1		
61	52	1	Total	K	0	0
			1	1		
61	2A	1	Total	K	0	0
			1	1		

Continued on next page...

Continued from previous page...

Mol	Chain	Residues	Atoms		ZeroOcc	AltConf
61	4A	1	Total 1	K 1	0	0
61	5A	1	Total 1	K 1	0	0
61	BA	1	Total 1	K 1	0	0
61	14	106	Total 106	K 106	0	0
61	1J	1	Total 1	K 1	0	0
61	19	1	Total 1	K 1	0	0
61	29	1	Total 1	K 1	0	0
61	39	2	Total 2	K 2	0	0
61	49	1	Total 1	K 1	0	0
61	45	1	Total 1	K 1	0	0

- Molecule 62 is MAGNESIUM ION (CCD ID: MG) (formula: Mg).

Mol	Chain	Residues	Atoms		ZeroOcc	AltConf
62	13	119	Total 120	Mg 120	0	1
62	3E	1	Total 1	Mg 1	0	0
62	6E	1	Total 1	Mg 1	0	0
62	7I	1	Total 1	Mg 1	0	0
62	2K	2	Total 2	Mg 2	0	0
62	1H	433	Total 439	Mg 439	0	6
62	16	12	Total 12	Mg 12	0	0
62	11	1	Total 1	Mg 1	0	0
62	21	2	Total 2	Mg 2	0	0

Continued on next page...

Continued from previous page...

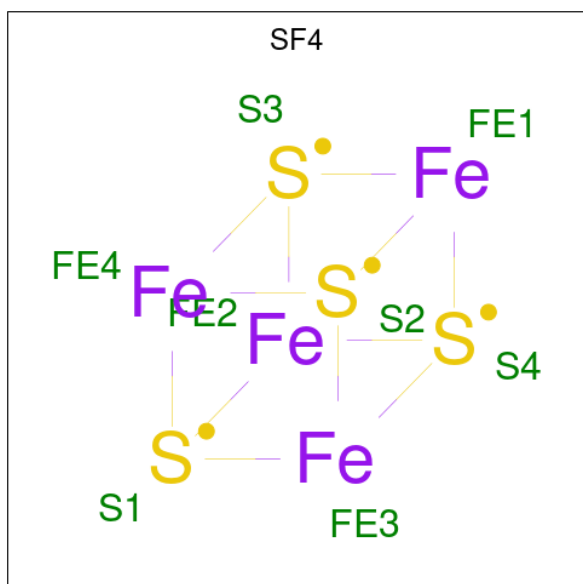
Mol	Chain	Residues	Atoms		ZeroOcc	AltConf
62	31	1	Total 1	Mg 1	0	0
62	41	1	Total 1	Mg 1	0	0
62	78	2	Total 2	Mg 2	0	0
62	C8	1	Total 1	Mg 1	0	0
62	F8	1	Total 1	Mg 1	0	0
62	I8	1	Total 1	Mg 1	0	0
62	J8	1	Total 1	Mg 1	0	0
62	L8	1	Total 1	Mg 1	0	0
62	N8	1	Total 1	Mg 1	0	0
62	O8	1	Total 1	Mg 1	0	0
62	P8	1	Total 1	Mg 1	0	0
62	Q8	1	Total 2	Mg 2	0	1
62	1G	100	Total 102	Mg 102	0	2
62	32	1	Total 1	Mg 1	0	0
62	42	1	Total 1	Mg 1	0	0
62	2L	3	Total 3	Mg 3	0	0
62	4L	1	Total 1	Mg 1	0	0
62	14	294	Total 295	Mg 295	0	1
62	1J	4	Total 4	Mg 4	0	0
62	29	2	Total 2	Mg 2	0	0
62	39	1	Total 1	Mg 1	0	0

Continued on next page...

Continued from previous page...

Mol	Chain	Residues	Atoms		ZeroOcc	AltConf
62	M5	2	Total	Mg	0	0
			2	2		

- Molecule 63 is IRON/SULFUR CLUSTER (CCD ID: SF4) (formula: Fe_4S_4).



Mol	Chain	Residues	Atoms			ZeroOcc	AltConf
63	3E	1	Total	Fe	S	0	0
			8	4	4		
63	32	1	Total	Fe	S	0	0
			8	4	4		

- Molecule 64 is ZINC ION (CCD ID: ZN) (formula: Zn).

Mol	Chain	Residues	Atoms		ZeroOcc	AltConf
64	5I	1	Total	Zn	0	0
			1	1		
64	5A	1	Total	Zn	0	0
			1	1		

- Molecule 65 is water.

Mol	Chain	Residues	Atoms		ZeroOcc	AltConf
65	13	233	Total	O	0	0
			233	233		
65	3E	2	Total	O	0	0
			2	2		

Continued on next page...

Continued from previous page...

Mol	Chain	Residues	Atoms		ZeroOcc	AltConf
65	4E	1	Total 1	O 1	0	0
65	3I	3	Total 3	O 3	0	0
65	4I	1	Total 1	O 1	0	0
65	5I	1	Total 1	O 1	0	0
65	7I	1	Total 1	O 1	0	0
65	BI	1	Total 1	O 1	0	0
65	1F	3	Total 3	O 3	0	0
65	2K	8	Total 8	O 8	0	0
65	3K	1	Total 1	O 1	0	0
65	4K	2	Total 2	O 2	0	0
65	1H	1009	Total 1009	O 1009	0	0
65	16	26	Total 26	O 26	0	0
65	11	11	Total 11	O 11	0	0
65	21	10	Total 10	O 10	0	0
65	31	10	Total 10	O 10	0	0
65	78	9	Total 9	O 9	0	0
65	88	1	Total 1	O 1	0	0
65	A8	2	Total 2	O 2	0	0
65	B8	2	Total 2	O 2	0	0
65	D8	1	Total 1	O 1	0	0
65	F8	1	Total 1	O 1	0	0

Continued on next page...

Continued from previous page...

Mol	Chain	Residues	Atoms		ZeroOcc	AltConf
65	I8	2	Total 2	O 2	0	0
65	L8	2	Total 2	O 2	0	0
65	P8	1	Total 1	O 1	0	0
65	Q8	1	Total 1	O 1	0	0
65	1G	194	Total 194	O 194	0	0
65	32	4	Total 4	O 4	0	0
65	82	1	Total 1	O 1	0	0
65	3A	2	Total 2	O 2	0	0
65	5A	1	Total 1	O 1	0	0
65	4L	4	Total 4	O 4	0	0
65	14	602	Total 602	O 602	0	0
65	1J	5	Total 5	O 5	0	0
65	19	12	Total 12	O 12	0	0
65	29	7	Total 7	O 7	0	0
65	39	2	Total 2	O 2	0	0
65	35	7	Total 7	O 7	0	0
65	75	2	Total 2	O 2	0	0
65	C5	1	Total 1	O 1	0	0
65	E5	1	Total 1	O 1	0	0
65	H5	2	Total 2	O 2	0	0
65	L5	1	Total 1	O 1	0	0

Continued on next page...

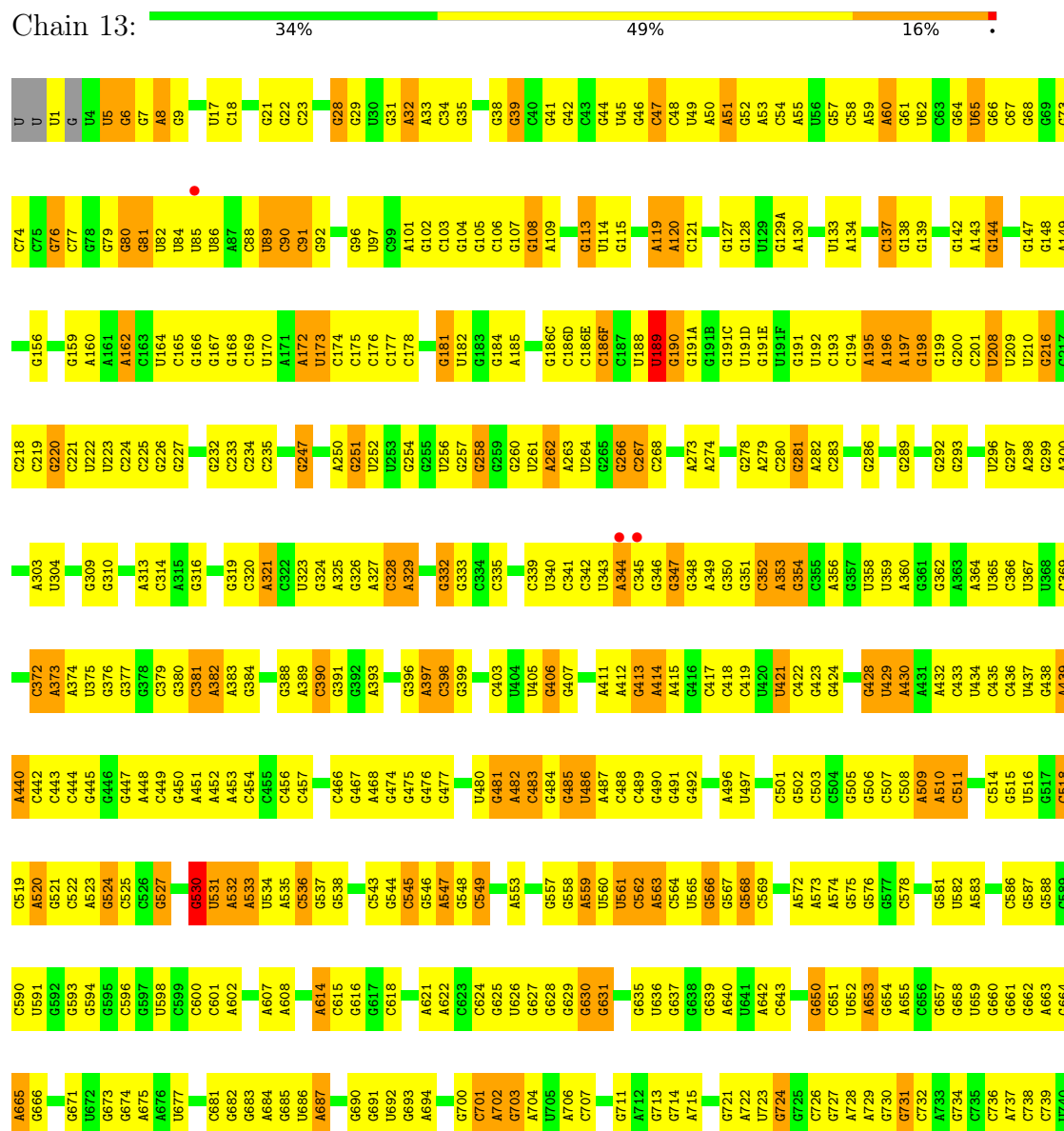
Continued from previous page...

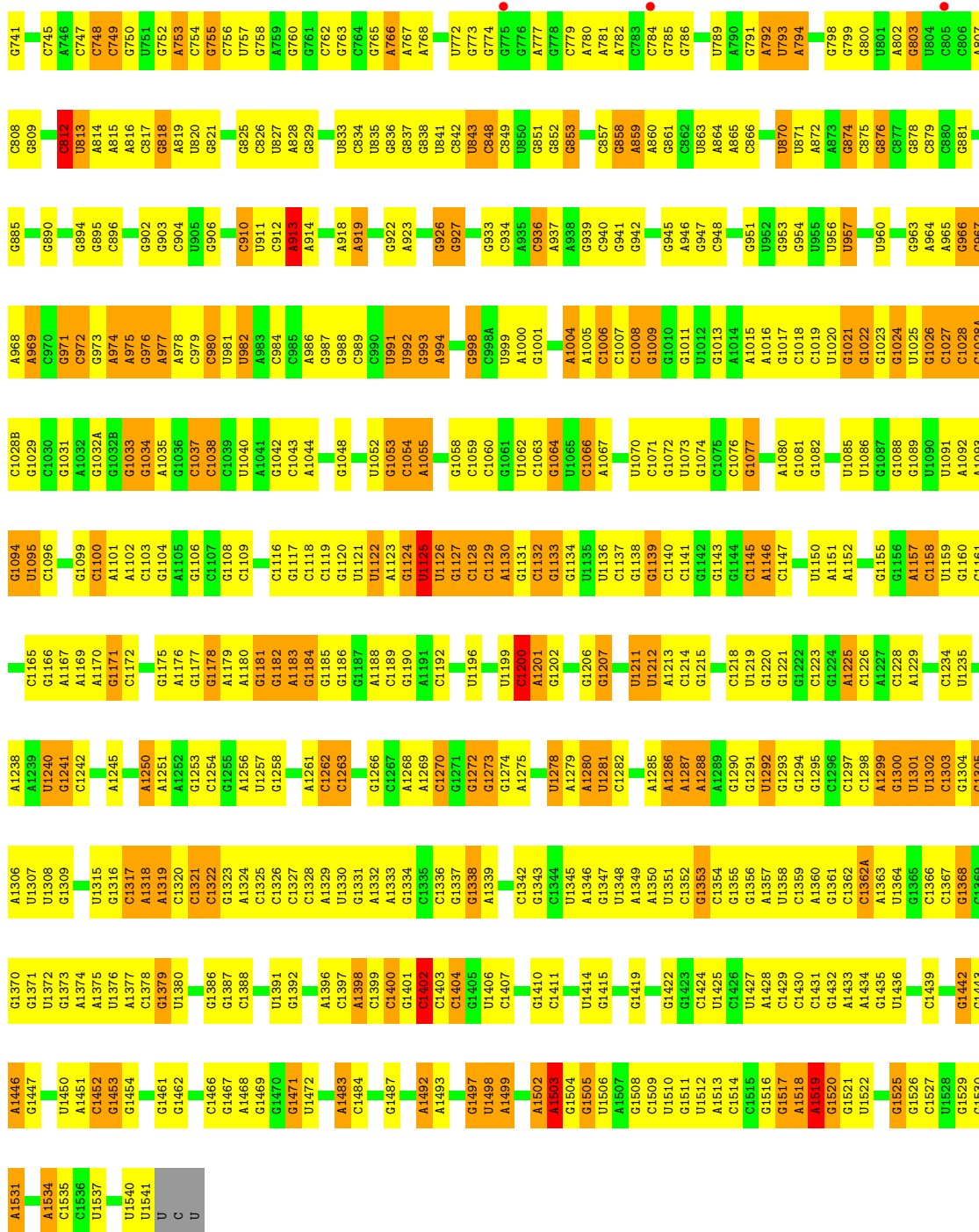
Mol	Chain	Residues	Atoms		ZeroOcc	AltConf
65	M5	6	Total	O	0	0
			6	6		

3 Residue-property plots

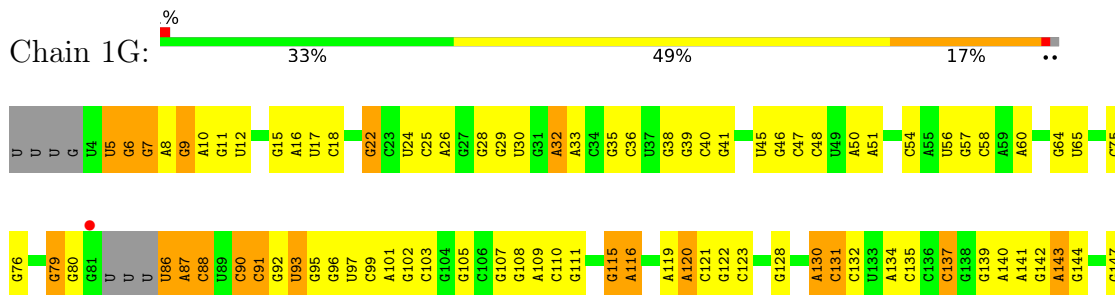
These plots are drawn for all protein, RNA, DNA and oligosaccharide chains in the entry. The first graphic for a chain summarises the proportions of the various outlier classes displayed in the second graphic. The second graphic shows the sequence view annotated by issues in geometry and electron density. Residues are color-coded according to the number of geometric quality criteria for which they contain at least one outlier: green = 0, yellow = 1, orange = 2 and red = 3 or more. A red dot above a residue indicates a poor fit to the electron density ($RSRZ > 2$). Stretches of 2 or more consecutive residues without any outlier are shown as a green connector. Residues present in the sample, but not in the model, are shown in grey.

- Molecule 1: 16S ribosomal RNA

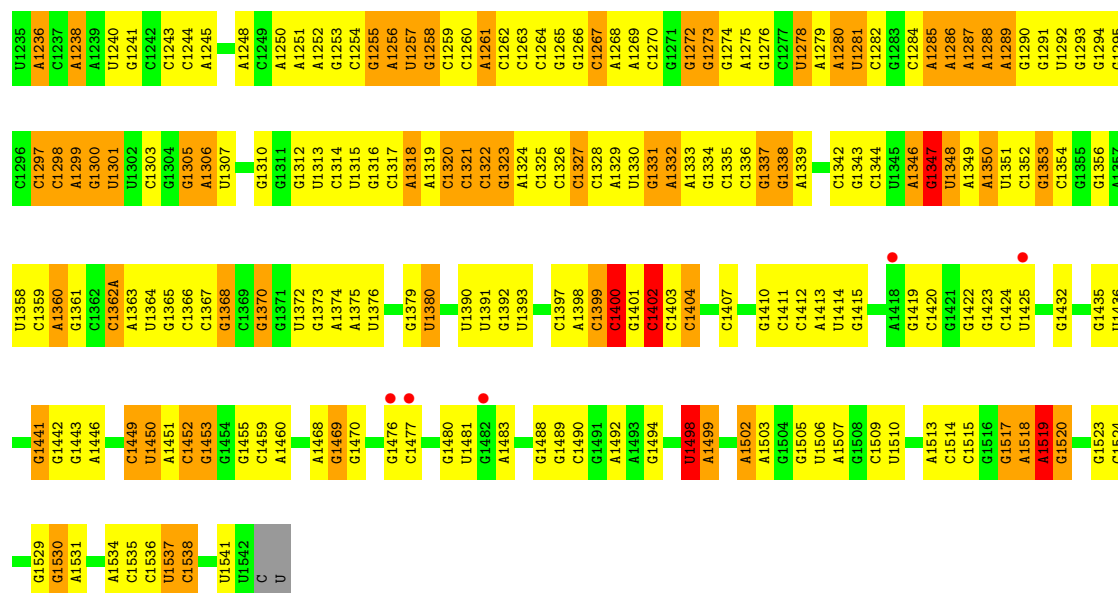




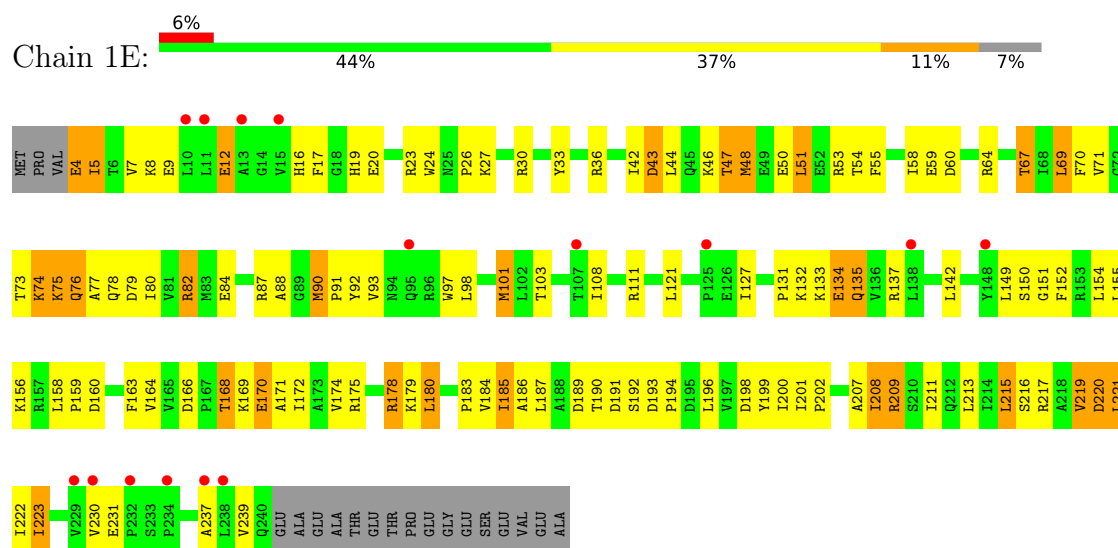
- Molecule 1: 16S ribosomal RNA



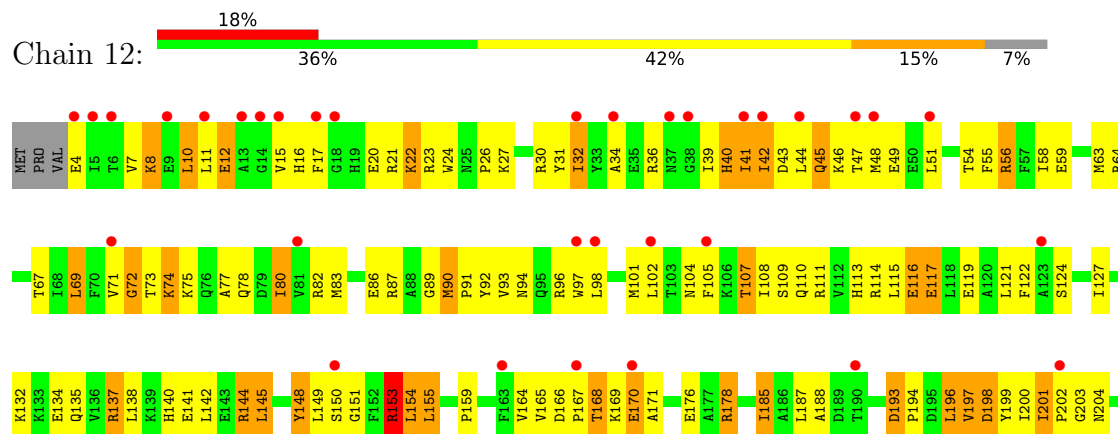


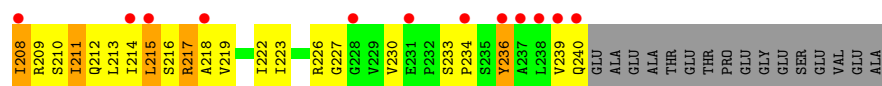


• Molecule 2: 30S ribosomal protein S2

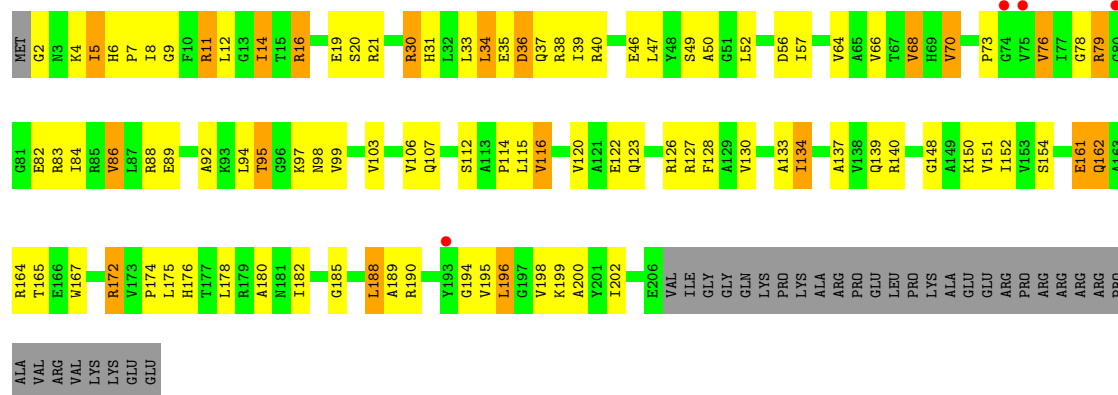


• Molecule 2: 30S ribosomal protein S2

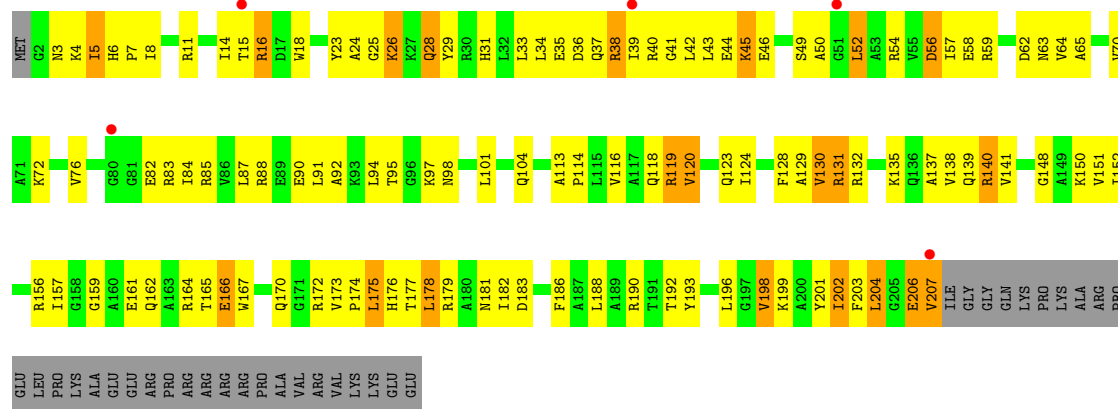




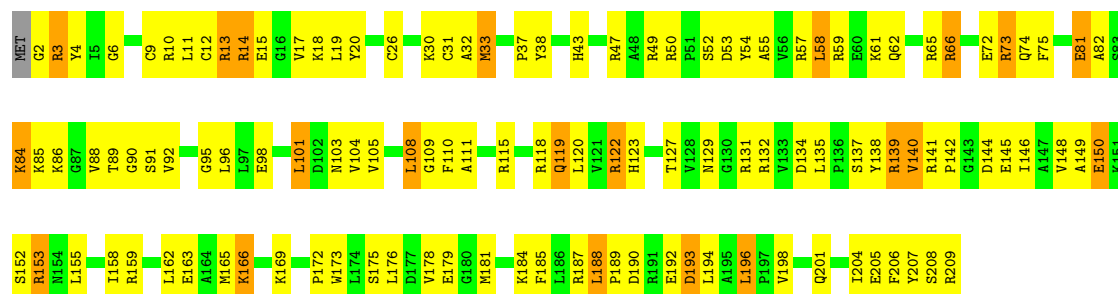
• Molecule 3: 30S ribosomal protein S3



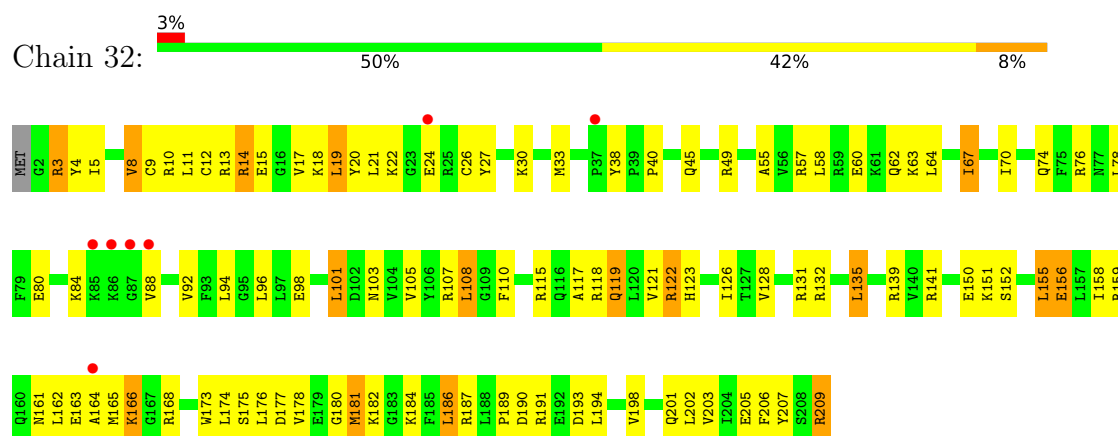
• Molecule 3: 30S ribosomal protein S3



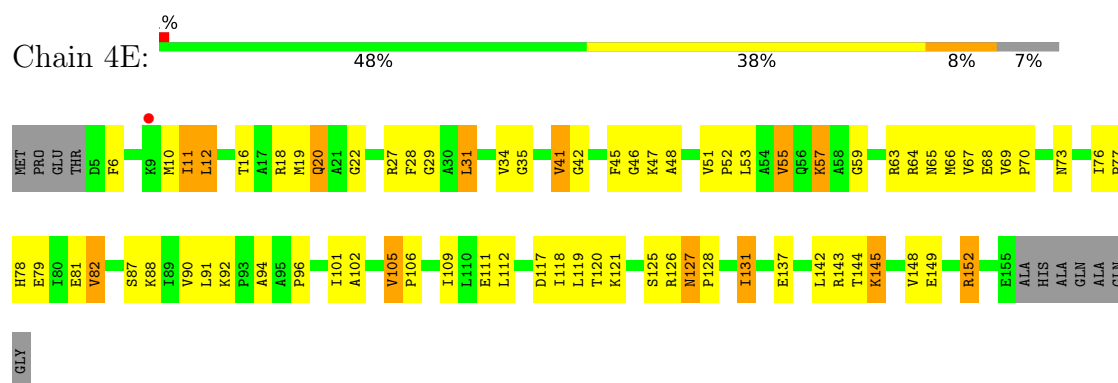
• Molecule 4: 30S ribosomal protein S4



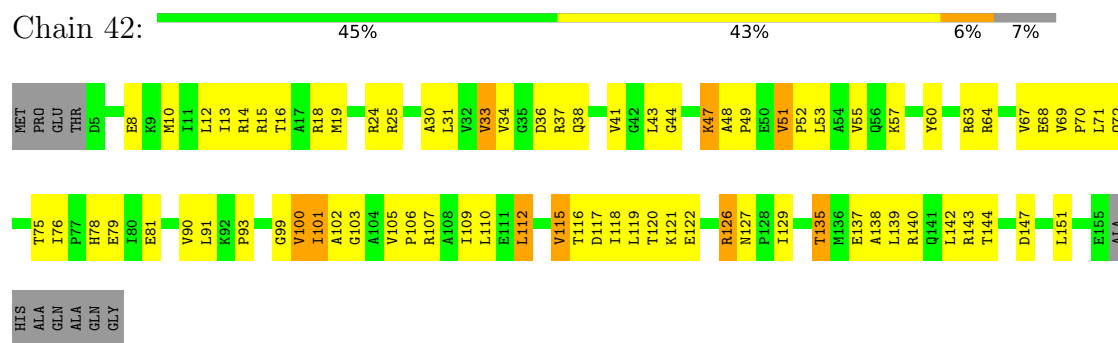
- Molecule 4: 30S ribosomal protein S4



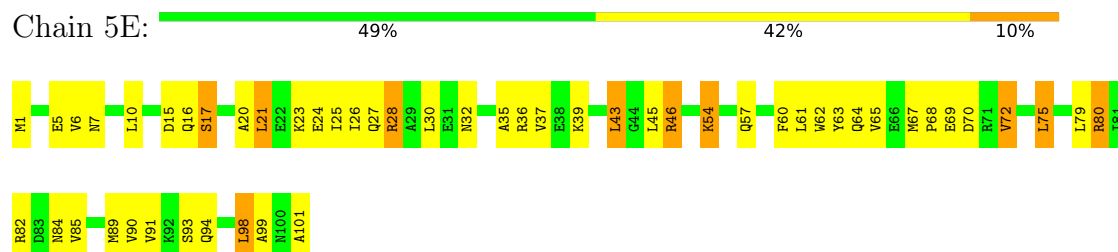
- Molecule 5: 30S ribosomal protein S5



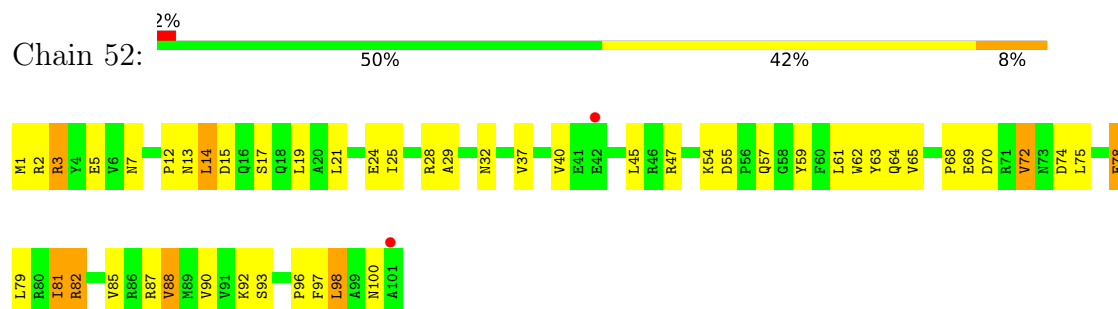
- Molecule 5: 30S ribosomal protein S5



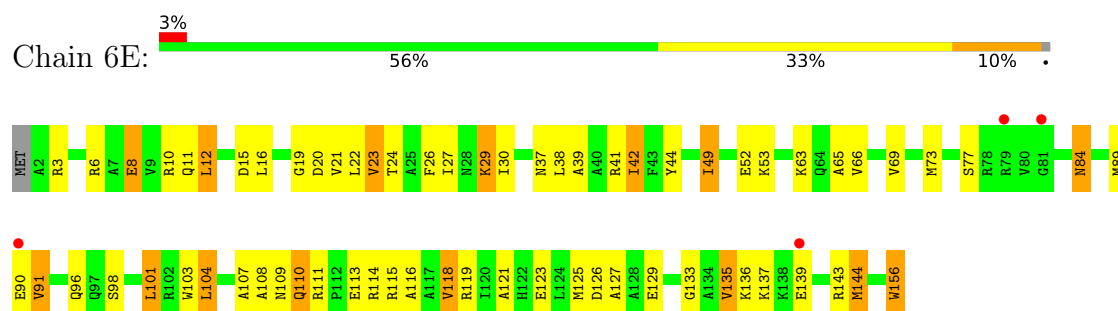
- Molecule 6: 30S ribosomal protein S6



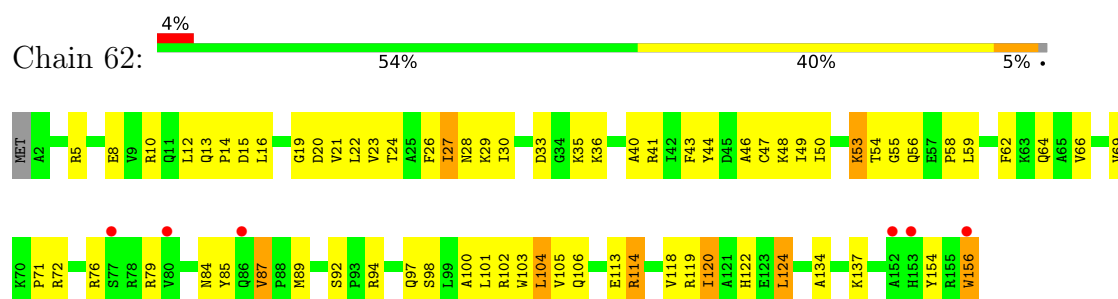
- Molecule 6: 30S ribosomal protein S6



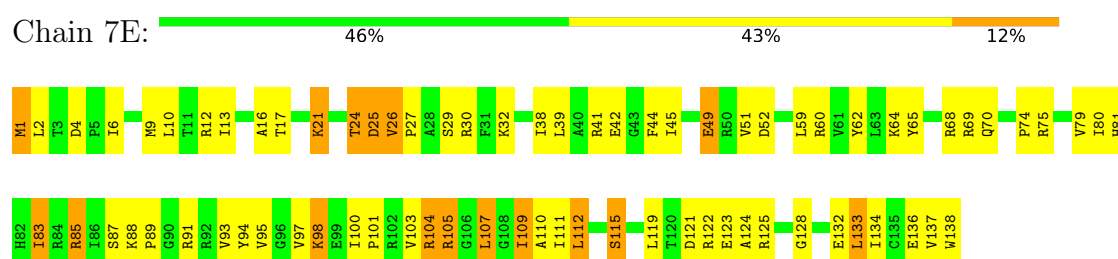
- Molecule 7: 30S ribosomal protein S7



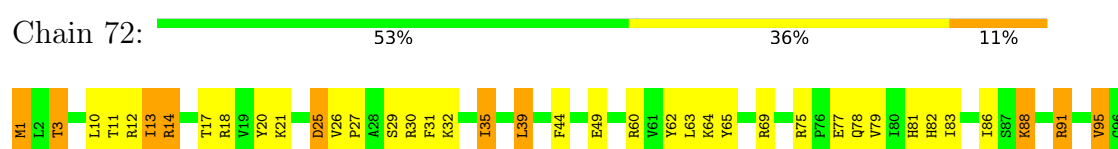
- Molecule 7: 30S ribosomal protein S7

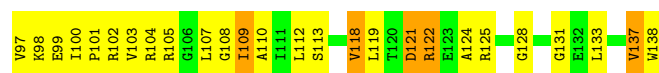


- Molecule 8: 30S ribosomal protein S8

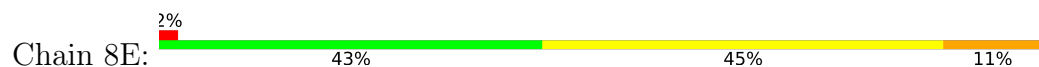


- Molecule 8: 30S ribosomal protein S8

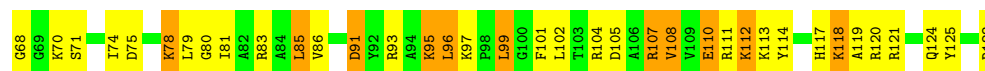
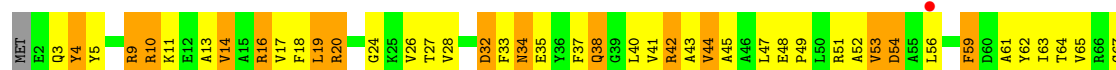




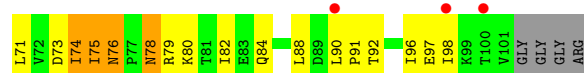

• Molecule 9: 30S ribosomal protein S9



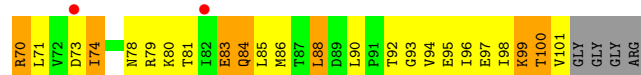

• Molecule 9: 30S ribosomal protein S9



• Molecule 10: 30S ribosomal protein S10



• Molecule 10: 30S ribosomal protein S10

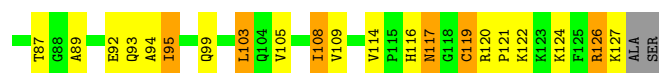
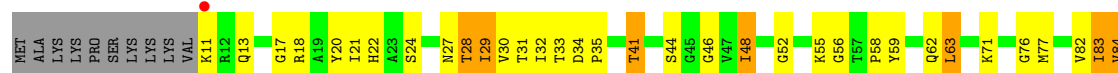


• Molecule 11: 30S ribosomal protein S11





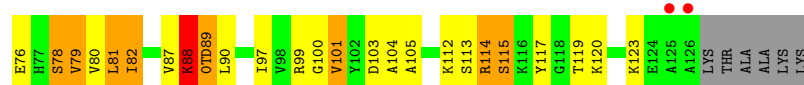
• Molecule 11: 30S ribosomal protein S11



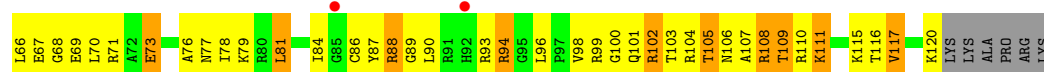
• Molecule 12: 30S ribosomal protein S12



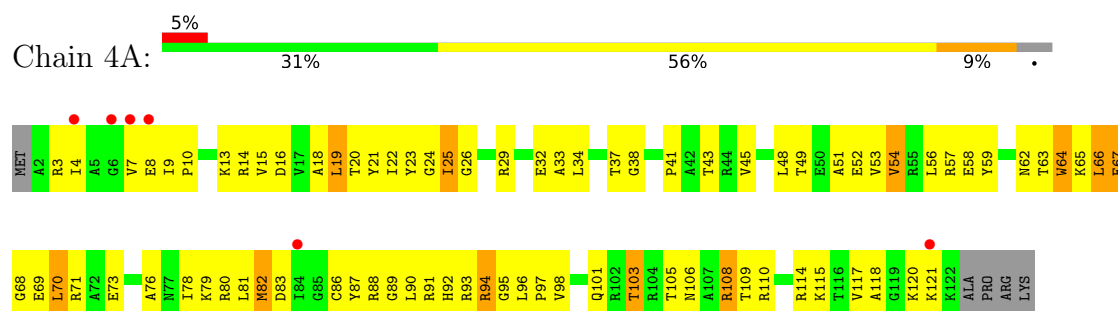
• Molecule 12: 30S ribosomal protein S12



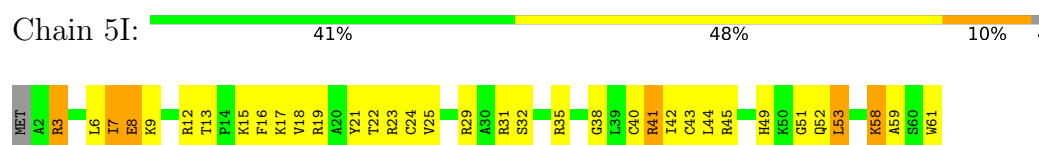
• Molecule 13: 30S ribosomal protein S13



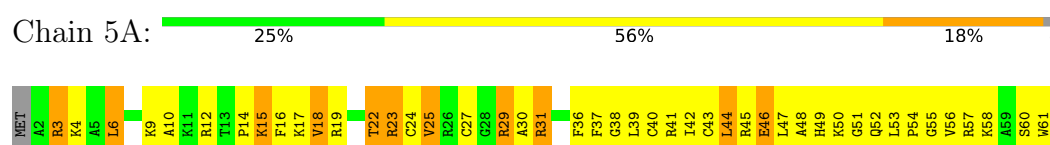
- Molecule 13: 30S ribosomal protein S13



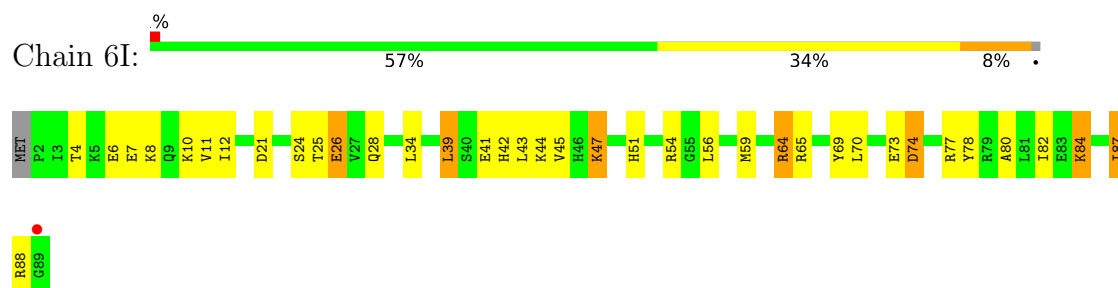
- Molecule 14: 30S ribosomal protein S14 type Z



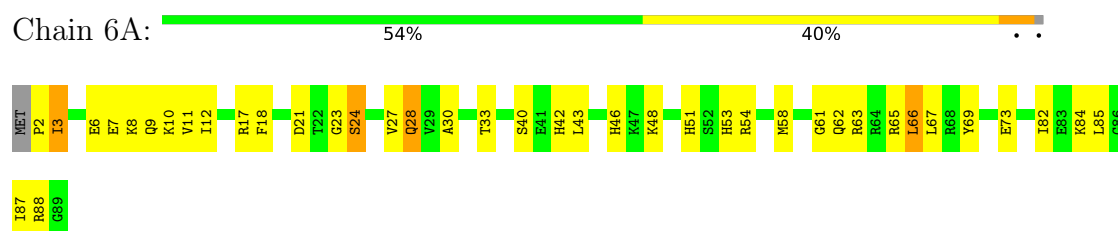
- Molecule 14: 30S ribosomal protein S14 type Z



- Molecule 15: 30S ribosomal protein S15

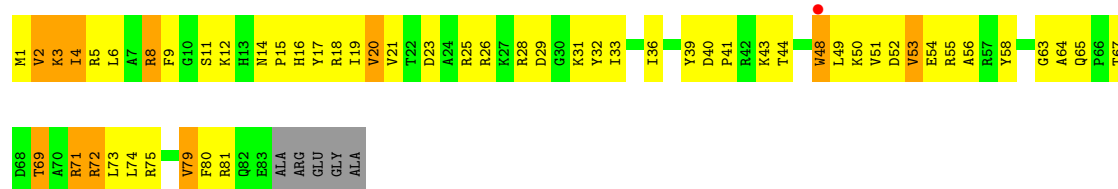


- Molecule 15: 30S ribosomal protein S15

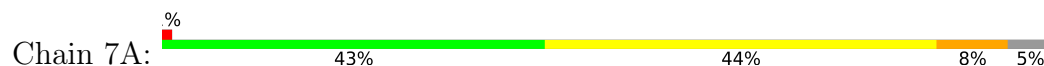


- Molecule 16: 30S ribosomal protein S16

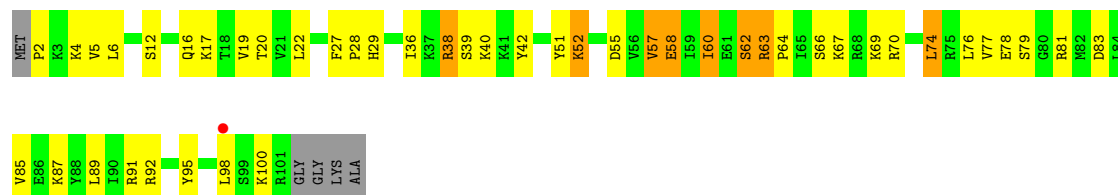




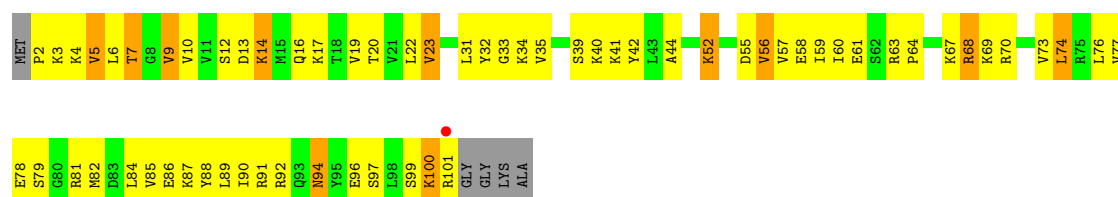
- Molecule 16: 30S ribosomal protein S16



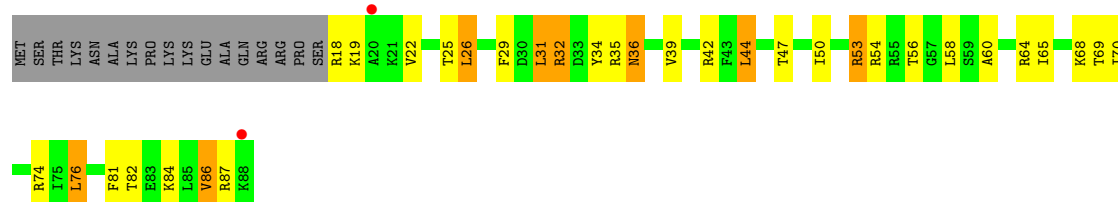
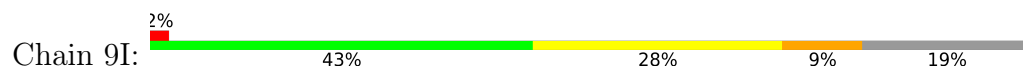
- Molecule 17: 30S ribosomal protein S17



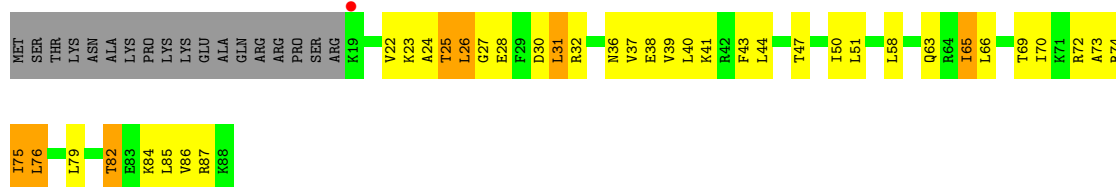
- Molecule 17: 30S ribosomal protein S17



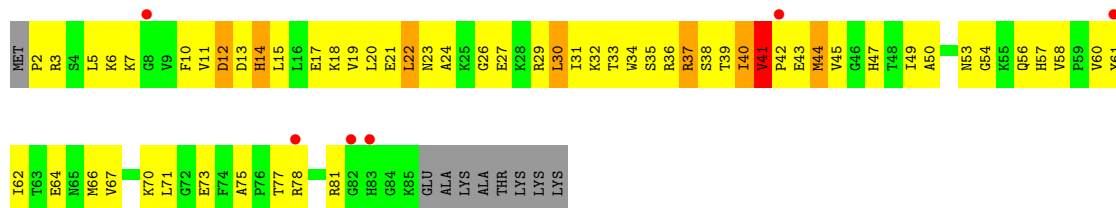
- Molecule 18: 30S ribosomal protein S18



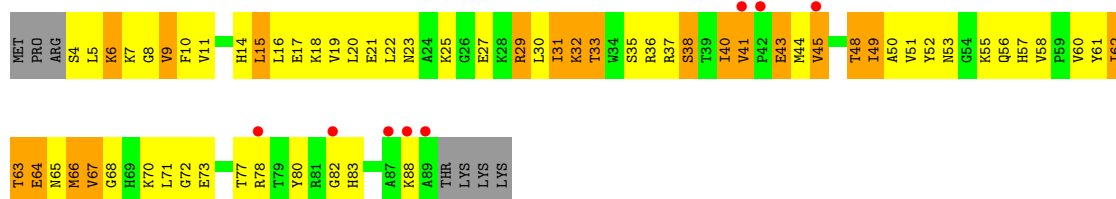
- Molecule 18: 30S ribosomal protein S18



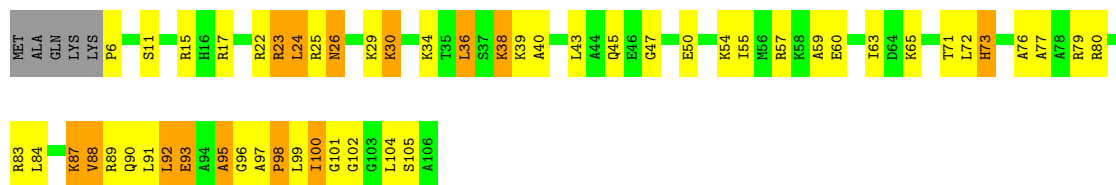
• Molecule 19: 30S ribosomal protein S19



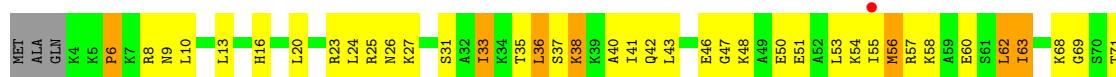
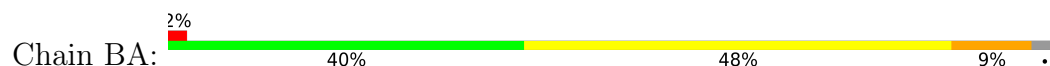
• Molecule 19: 30S ribosomal protein S19




• Molecule 20: 30S ribosomal protein S20




• Molecule 20: 30S ribosomal protein S20

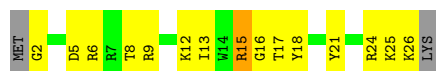




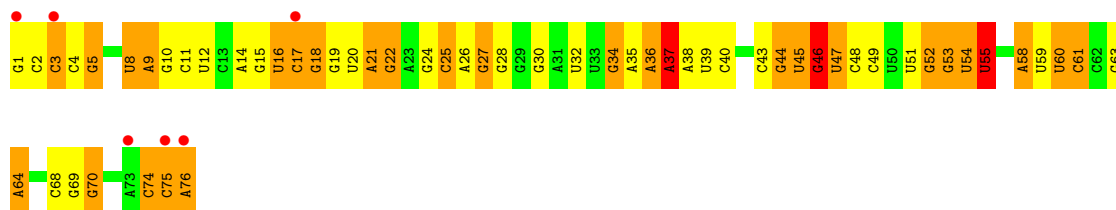
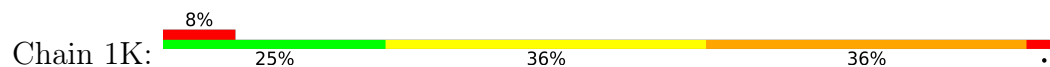
- Molecule 21: 30S ribosomal protein Thx



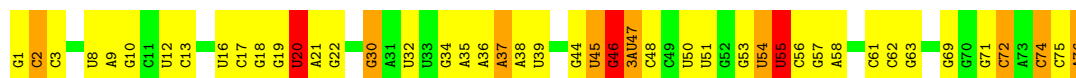
- Molecule 21: 30S ribosomal protein Thx



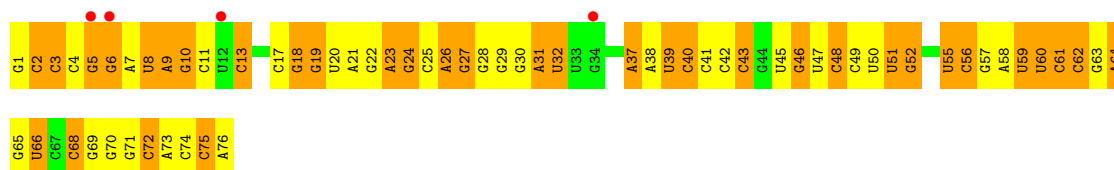
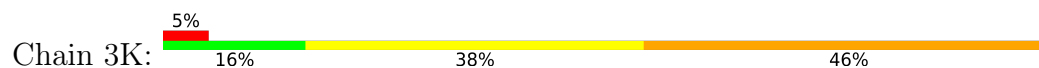
- Molecule 22: E. coli tRNAPhe



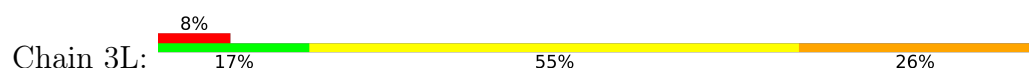
- Molecule 23: E. coli tRNAPhe

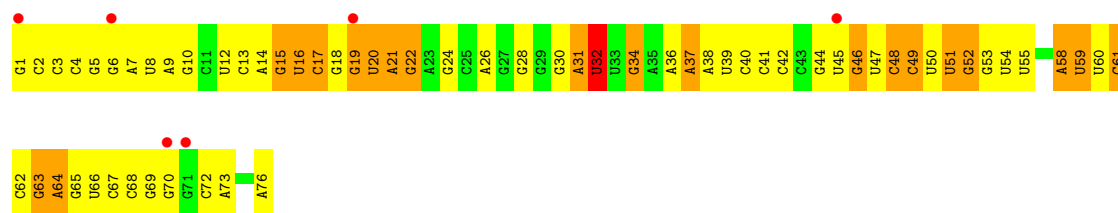


- Molecule 24: E. coli tRNAPhe



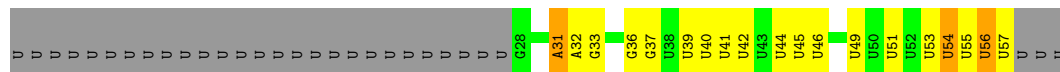
- Molecule 24: E. coli tRNAPhe





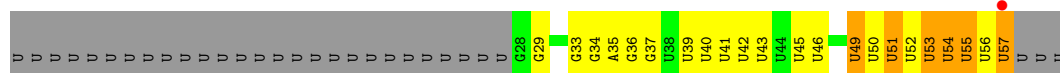
• Molecule 25: mRNA

Chain 4K: 18% 27% 5% 50%



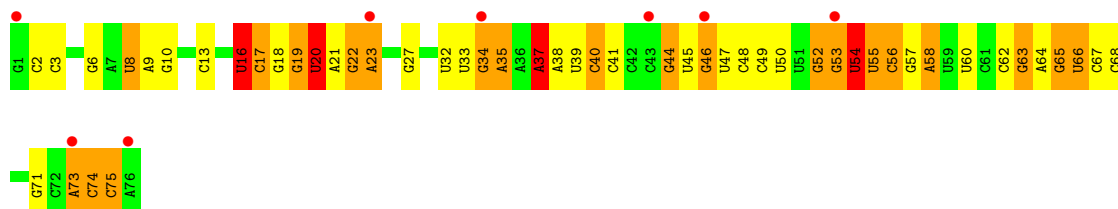
• Molecule 25: mRNA

Chain 4L: 2% 13% 27% 10% 50%



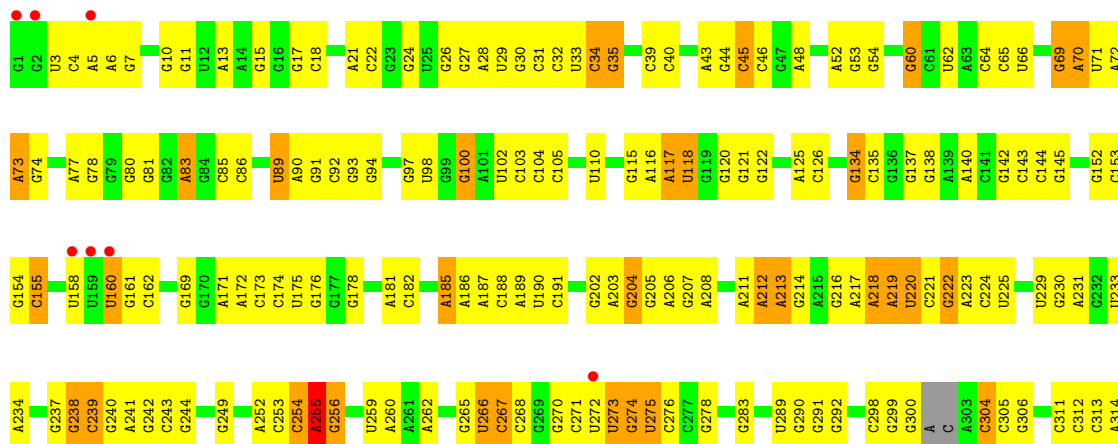
• Molecule 26: E. coli tRNAPhe

Chain 5K: 11% 33% 34% 28% 5%



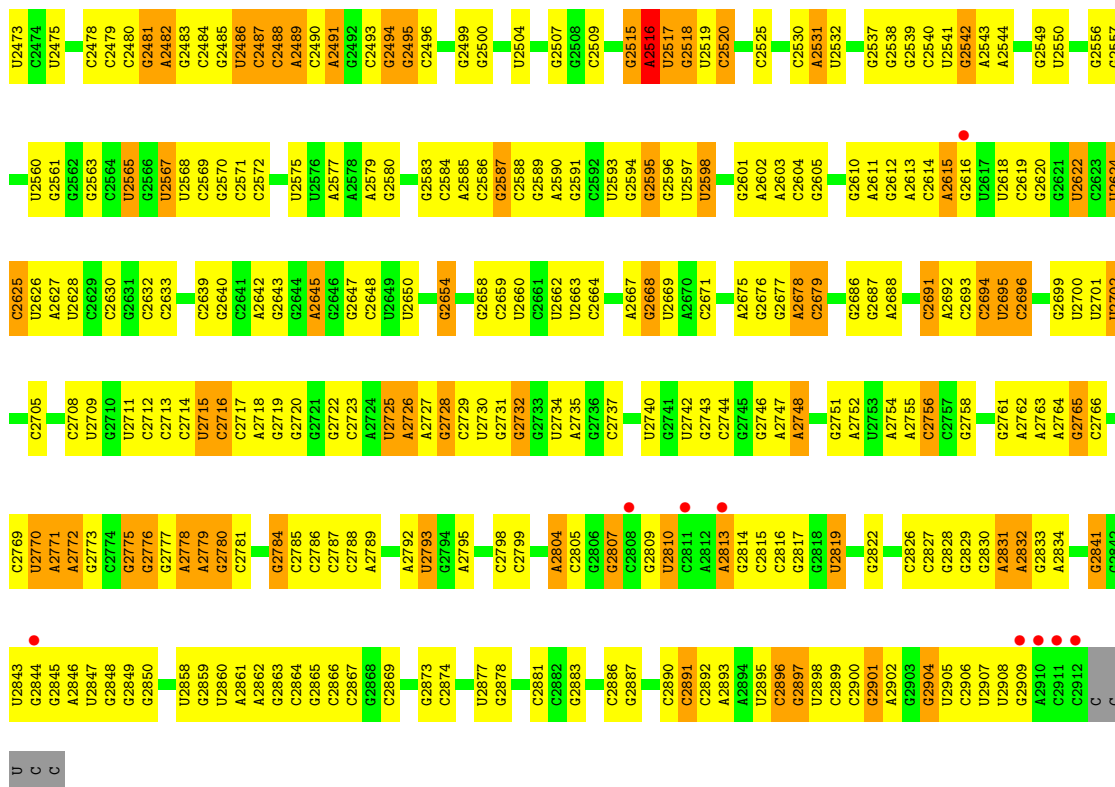
• Molecule 27: 23S ribosomal RNA

Chain 1H: % 39% 45% 15% ..

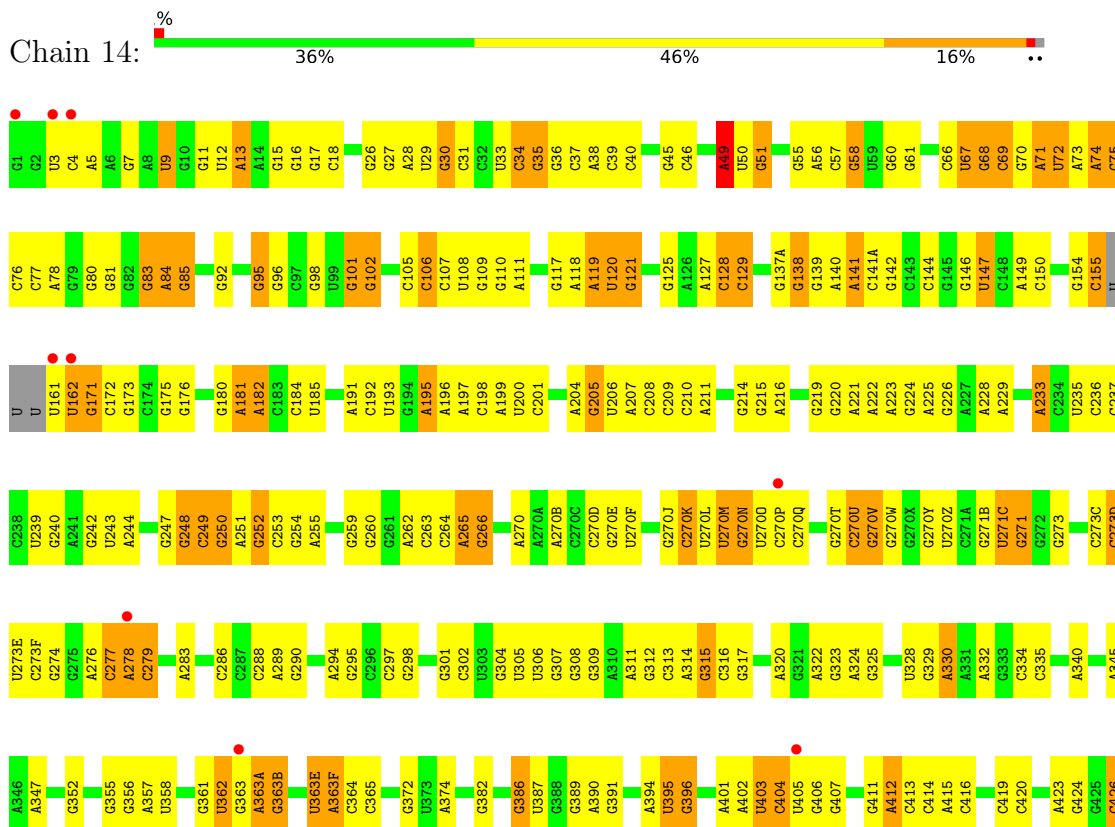


C1380	C1381	A1289	U1214	A	U1080	A1005	G923	C838	C767	C	G546	A174	G386	G315
G1382	U1296	U1296	G1215	A	G1081	A1006	C924	C839	C768	A	G547	U175	U367	C316
A1383	U1383	A1145	G1217	A1145	G1082	C924	C924	C840	C769	C	U550	A476	G388	C317
G1384	C1298	G1146	G1218	G1146	C1083	A926	A926	A941	A770	G	U551	G477	G390	U318
U1387	G1299	G1147	G1219	G1147	C1085	G927	G927	G942	G773	C	U552	G478	G391	A319
A1388	A1300	U1148	A1220	U1148	G1089	G928	G928	C943	G774	G	C553	C480	C322	C322
A1389	G1303	C1149	U1221	C1149	C1090	G929	G929	C944	A775	G	A554	A481	C323	G323
C1392	G1306	A1150	A1223	A1150	G1091	G930	G930	C945	G776	●	A555	C482	A324	A324
G1395	G1307	C1151	C1224	C1151	G1092	G931	G931	A948	C778	●	C556	C483	C327	C327
A1396	C1308	U1152	C1225	U1152	C1093	G932	G932	A949	C779	●	C557	A484	U328	U328
U1399	A1309	G1153	C1226	G1153	G1094	C933	C933	A950	C780	●	A558	G628	G329	G329
G1402	G1312	U1154	G1229	U1154	A1095	A935	A935	G853	A782	●	U560	A487	U330	U330
G1403	G1313	C1156	G1230	C1156	C1096	C936	C936	C954	A783	●	C561	C488	U331	U331
A1404	G1314	G1157	G1231	G1157	A1097	C937	C937	C955	C784	●	A562	G490	G332	G332
A1406	A1315	U1158	G1232	U1158	C1098	C938	C938	U858	G787	●	C563	G491	G333	G333
A1407	A1316	G1159	G1233	G1159	G1099	G939	G939	U859	U788	●	C564	A493	G334	G334
G1408	C1317	U1160	A1235	U1160	C1100	C940	C940	C960	U789	●	C565	A494	A335	A335
G1411	G1415	G1161	G1236	G1161	A1101	A937	A937	C961	G792	●	C566	G495	A336	A336
A1412	G1416	C1168	G1237	C1168	G1102	C943	C943	A967	G793	●	C567	G496	A339	A339
G1417	G1417	A1174	G1238	A1174	C1103	C944	C944	A968	A794	●	C568	G497	A340	A340
G1418	G1418	U1176	G1239	U1176	C1104	C945	C945	A969	U795	●	C569	A498	C341	C341
C1422	C1423	G1172	A1240	G1172	G1105	C1041	A946	U881	G796	●	C571	A499	G348	G348
A1426	G1427	A1173	G1241	A1173	U1107	A1043	A948	U887	C797	●	C572	A505	G352	G352
G1428	G1428	A1174	C1246	A1174	U1108	C1044	C949	C888	A798	●	C573	A506	U353	U353
A1431	C1432	G1175	G1247	G1175	C1109	C1045	C950	C889	A799	●	C574	A507	G354	G354
G1432	G1432	U1177	G1248	U1177	G1110	C1046	C951	C892	C721	●	C575	G508	A355	A355
A1439	A1440	G1178	A1250	G1178	C	C1047	U952	C893	G722	●	C576	A509	A356	A356
G1442	G1442	U	U	U	U	C1048	A1048	C894	A723	●	C577	A510	A357	A357
G1443	G1443	A	A	A	A	C1049	G1049	C895	A724	●	C578	A511	G358	G358
G1444	G1444	G	G	G	G	C1051	A957	C896	A725	●	C579	A512	C359	C359
G1445	G1445	C1181	U1251	C1181	A1117	C1052	A958	C897	C733	●	C580	A513	G360	G360
G1446	G1446	G1182	C1252	G1182	G	C1053	C959	C898	A734	●	C581	A514	C361	C361
G1447	G1447	G1183	C1253	G1183	A	C1054	U960	C899	C735	●	C582	A515	G362	G362
G1448	G1448	G1184	C1254	G1184	G1118	C1055	A964	C900	U736	●	C583	A516	G363	G363
G1449	G1449	G1185	G1255	G1185	G1119	C1056	A965	C901	A737	●	C584	A517	G364	G364
G1450	G1451	G1186	A1256	G1186	C1120	A1057	A966	C902	C741	●	C585	A518	A451	A451
A1451	A1451	U1187	U1257	U1187	A1121	C1058	G966	C903	U742	●	C586	A519	U455	U455
G1452	G1452	U1188	A1266	U1188	C1122	G1059	G967	C904	C743	●	C587	A520	A456	A456
G1453	G1453	A1189	C1267	A1189	C1123	U1068	G968	C905	C744	●	C588	A521	A457	A457
G1454	G1454	G1191	C1268	G1191	A1124	C1060	G978	C906	U745	●	C589	A522	G458	G458
G1455	G1455	G1192	G1272	G1192	U1125	C1061	A979	C907	C746	●	C590	A523	U449	U449
G1456	G1456	G1193	A1273	G1193	C1126	G1064	A987	C908	A747	●	C591	A524	A450	A450
G1457	G1457	C1197	G1274	C1197	U1127	C1065	G988	C909	G748	●	C592	A525	G366	G366
G1458	G1458	G1198	G1275	G1198	U1128	C1066	A989	C910	G749	●	C593	A526	G367	G367
G1459	G1459	C1199	G1276	C1199	U1129	A1067	U989	C911	G750	●	C594	A527	U455	U455
G1460	G1460	C1200	G1277	C1200	U1130	A1068	G990	C912	G751	●	C595	A528	A456	A456
G1461	G1461	G1201	C1277	G1201	A1131	G1069	A991	C913	G752	●	C596	A529	A457	A457
G1462	G1462	U1202	G1278	U1202	A1132	U1070	G992	C914	A753	●	C597	A530	G374	G374
G1463	G1463	A1203	G1279	A1203	C1133	G1071	G993	C915	A754	●	C598	A531	G375	G375
G1464	G1464	G1204	G1282	G1204	G1134	G1072	G994	C916	G755	●	C599	A532	G376	G376
G1465	G1465	C1208	A1283	C1208	G1135	U1073	G995	C917	C756	●	C600	A533	G377	G377
G1466	G1466	G1209	A1284	G1209	A1074	C1074	A999	C918	C757	●	C601	A534	G378	G378
G1467	G1467	G1210	G1285	G1210	G1136	A1075	G1000	C919	C758	●	C602	A535	G379	G379
G1468	G1468	U1376	G1286	U1376	A1076	C1076	C1001	C920	C759	●	C603	A536	G380	G380
G1469	G1469	C1377	G1287	C1377	G1137	G1077	G1002	C921	C760	●	C604	A537	G381	G381
G1470	G1470	U1212	A1288	U1212	C1138	A1078	G1003	C922	C761	●	C605	A538	A392	A392
G1471	G1471	G1213	G1289	G1213	C1139	A1079	U1004	C923	C762	●	C606	A539	G382	G382
G1472	G1472	C1213	G1290	C1213	U1141	A1080	U1005	C924	C763	●	C607	A540	G383	G383
G1473	G1473	G1214	G1291	G1214	U1142	A1081	U1006	C925	C764	●	C608	A541	G384	G384
G1474	G1474	G1215	G1292	G1215	U1143	A1082	U1007	C926	C765	●	C609	A542	G385	G385
G1475	G1475	G1216	G1293	G1216	U1144	A1083	U1008	C927	C766	●	C610	A543	G386	G386
G1476	G1476	G1217	G1294	G1217	U1145	A1084	U1009	C928	C767	●	C611	A544	G387	G387
G1477	G1477	G1218	G1295	G1218	U1146	A1085	U1010	C929	C768	●	C612	A545	G388	G388
G1478	G1478	G1219	G1296	G1219	U1147	A1086	U1011	C930	C769	●	C613	A546	G389	G389
G1479	G1479	G1220	G1297	G1220	U1148	A1087	U1012	C931	C770	●	C614	A547	G390	G390
G1480	G1480	G1221	G1298	G1221	U1149	A1088	U1013	C932	C771	●	C615	A548	G391	G391
G1481	G1481	G1222	G1299	G1222	U1150	A1089	U1014	C933	C772	●	C616	A549	G392	G392
G1482	G1482	G1223	G1300	G1223	U1151	A1090	U1015	C934	C773	●	C617	A550	G393	G393
G1483	G1483	G1224	G1301	G1224	U1152	A1091	U1016	C935	C774	●	C618	A551	G394	G394
G1484	G1484	G1225	G1302	G1225	U1153	A1092	U1017	C936	C775	●	C619	A552	G395	G395
G1485	G1485	G1226	G1303	G1226	U1154	A1093	U1018	C937	C776	●	C620	A553	G396	G396
G1486	G1486	G1227	G1304	G1227	U1155	A1094	U1019	C938	C777	●	C621	A554	G397	G397
G1487	G1487	G1228	G1305	G1228	U1156	A1095	U1020	C939	C778	●	C622	A555	G398	G398
G1488	G1488	G1229	G1306	G1229	U1157	A1096	U1021	C940	C779	●	C623	A556	G399	G399
G1489	G1489	G1230	G1307	G1230	U1158	A1097	U1022	C941	C780	●	C624	A557	G400	G400
G1490	G1490	G1231	G1308	G1231	U1159	A1098	U1023	C942	C781	●	C625	A558	G401	G401
G1491	G1491	G1232	G1309	G1232	U1160	A1099	U1024	C943	C782	●	C626	A559	G402	G402
G1492	G1492	G1233	G1310	G1233	U1161	A1100	U1025	C944	C783	●	C627	A560	G403	G403
G1493	G1493	G1234	G1311	G1234	U1162	A1101	U1026	C945	C784	●	C628	A561	G404	G404
G1494	G1494	G1235	G1312	G1235	U1163	A1102	U1027	C946	C785	●	C629	A562	G405	G405
G1495	G1495	G1236	G1313	G1236	U1164	A1103	U1028	C947	C786	●	C630	A563	G406	G406
G1496	G1496	G1237	G1314	G1237	U1165	A1104	U1029	C948	C787	●	C631	A564	G407	G407
G1497	G1497	G1238	G1315	G1238	U1166	A1105	U1030	C949	C788	●	C632	A565	G408	G408
G1498	G1498	G1239	G1316	G1239	U1167	A1106	U1031	C950	C789	●	C633	A566	G409	G409
G1499	G1499	G1240	G1317	G1240	U1168	A1107	U1032	C951	C790	●	C634	A567	G410	G410
G1500	G1500	G1241	G1318	G1241	U1169	A1108	U1033	C952	C791	●	C635	A568	G411	G411
G1501	G1501	G1242	G1319	G1242	U1170	A1109	U1034	C953	C792	●	C636	A569	G412	G412
G1502	G1502	G1243	G1320	G1243	U1171	A1110	U1035	C954	C793	●	C637	A570	G413	G413
G1503	G1503	G1244	G1321	G1244	U1172	A1111	U1036	C955	C794	●	C638	A571	G414	G414
G1504	G1504	G1245	G1322	G1245	U1173	A1112	U1037	C956	C795	●	C639	A572	G415	G415
G1505	G1505	G1246	G1323	G1246	U1174	A1113	U1038	C957	C796	●	C640	A573	G416	G416
G1506	G1506	G1247	G1324	G1247	U1175	A1114	U1039	C958	C797	●	C641	A574	G417	G417
G1507	G1507	G1248	G1325	G1248	U1176	A1115	U1040	C959	C798	●				

G2402	G2403	G2404	A2405	A2406	G2407	G2412	G2413	G2414	G2415	G2416	G2417	G2418	G2419	G2420	G2421	G2422	G2423	G2424	G2425	G2426	G2427	G2428	A2435	A2436	A2437	A2438	A2439	G2440	G2441	G2442	A2443	A2444	A2445	A2446	A2447	A2448	U2451	A2452	G2453	G2454	G2457	G2458	G2459	G2460	A2461	A2464	A2465	A2466	G2467	G2468	G2469	U2470	G2471	A2472																																																																																																																																																																																									
C2329	C2330	G2331	G2332	A2333	G2334	A2335	G2338	G2339	G2340	A2341	G2342	G2343	G2344	G2347	G2348	A2349	G2350	G2353	G2354	C2355	C2356	U2357	G2358	G2359	G2360	U2361	G2362	G2363	G2364	G2365	G2366	G2367	G2368	G2369	G2370	G2371	G2372	G2373	G2374	G2380	G2381	A2382	G2383	G2384	G2385	G2386	G2387	G2388	A2389	A2390	A2391	G2392	G2393	G2394	G2395	G2396	G2397	A2398	A2399	G2400	A2401																																																																																																																																																																																		
U2256	U2257	G2261	U2262	G2263	G2264	G2265	G2266	G2267	G2268	G2269	U2270	G2271	G2272	G2273	G2274	U2275	G2276	G2277	G2284	U2285	A2286	G2287	G2288	A2291	G2292	G2293	G2294	G2295	G2296	G2297	G2298	A2299	A2300	A2301	U2304	G2305	G2306	G2307	G2308	A2311	G2312	G2313	G2314	G2315	G2316	G2317	A2318	G2319	G2320	G2321	A2324	U2325	G2326	G2327	G2328	U2329	G2330																																																																																																																																																																																						
C2186	C2187	G2188	G2189	U2190	G2191	A2192	A2193	A2194	U2195	A2196	G2197	G2198	A2199	G2200	G2201	G2204	G2205	G2206	G2207	G2208	G2209	G2210	U2211	G2212	G2213	G2214	G2215	U2220	A2221	A2222	G2223	G2227	G2228	G2229	A2230	G2231	G2232	G2233	G2236	G2237	A2238	G2239	A2240	G2241	G2242	U2245	G2249	G2250	G2251	G2252	G2253	A2254	G2255																																																																																																																																																																																										
U2121	U2122	G2123	G2124	U2125	G2126	G2127	G2128	G2129	G2134	G2135	U2136	A2137	G2138	G2139	G2140	U2141	A2142	G2143	G2144	G2145	G2146	G2147	G2148	A2149	G2150	G2151	G2152	U2153	G2154	U2155	G2156	A2157	G2158	G2159	C2160	G2161	G2162	G2163	G2164	G2168	C2169	G2170	G2171	G2172	G2173	G2174	G2175	G2176	G2177	G2178	G2179	G2180	G2181	G2182	G2183	G2184	G2185																																																																																																																																																																																						
G2046	G2047	G2048	G2049	G2050	U2051	G2052	A2053	A2054	G2055	A2056	U2057	G2058	G2059	G2060	G2061	G2062	G2063	U2064	A2065	G2066	G2069	G2072	G2073	A2074	G2075	G2076	A2077	G2078	G2079	A2082	G2083	G2084	A2085	G2086	G2087	G2088	G2089	U2090	U2091	G2092	G2093	A2094	U2098	U2099	G2103	G2104	A2105	G2106	G2110	U2115	G2116																																																																																																																																																																																												
U2016	U2017	U2018	U2019	U2020	U2021	U2022	U2023	U2024	U2025	U2026	U2027	U2028	U2029	U2030	U2031	U2032	U2033	U2034	U2035	U2036	U2037	U2038	U2039	U2040	U2041	U2042	U2043	U2044	U2045	U2046	U2047	U2048	U2049	U2050	U2051	U2052	U2053	U2054	U2055	U2056	U2057	U2058	U2059	U2060	U2061	U2062	U2063	U2064	U2065	U2066	U2067	U2068	U2069	U2070	U2071	U2072	U2073	U2074	U2075	U2076	U2077	U2078	U2079	U2080	U2081	U2082	U2083	U2084	U2085	U2086	U2087	U2088	U2089	U2090	U2091	U2092	U2093	U2094	U2095	U2096	U2097	U2098	U2099	U2100	U2101	U2102	U2103	U2104	U2105	U2106	U2107	U2108	U2109	U2110	U2111	U2112	U2113	U2114	U2115	U2116	U2117	U2118	U2119	U2120	U2121	U2122	U2123	U2124	U2125	U2126	U2127	U2128	U2129	U2130	U2131	U2132	U2133	U2134	U2135	U2136	U2137	U2138	U2139	U2140	U2141	U2142	U2143	U2144	U2145	U2146	U2147	U2148	U2149	U2150	U2151	U2152	U2153	U2154	U2155	U2156	U2157	U2158	U2159	U2160	U2161	U2162	U2163	U2164	U2165	U2166	U2167	U2168	U2169	U2170	U2171	U2172	U2173	U2174	U2175	U2176	U2177	U2178	U2179	U2180	U2181	U2182	U2183	U2184	U2185	U2186	U2187	U2188	U2189	U2190	U2191	U2192	U2193	U2194	U2195	U2196	U2197	U2198	U2199	U2200	U2201	U2202	U2203	U2204	U2205	U2206	U2207	U2208	U2209	U2210	U2211	U2212	U2213	U2214	U2215	U2216	U2217	U2218	U2219	U2220	U2221	U2222	U2223	U2224	U2225	U2226	U2227	U2228	U2229	U2230	U2231	U2232	U2233	U2234	U2235	U2236	U2237	U2238	U2239	U2240	U2241	U2242	U2243	U2244	U2245	U2246	U2247	U2248	U2249	U2250	U2251	U2252	U2253	U2254	U2255
C2186	C2187	G2188	G2189	U2190	G2191	A2192	A2193	A2194	U2195	A2196	G2197	G2198	A2199	G2200	G2201	G2204	G2205	G2206	G2207	G2208	G2209	G2210	U2211	G2212	G2213	G2214	G2215	U2220	A2221	A2222	G2223	G2227	G2228	G2229	A2230	G2231	G2232	G2233	G2236	G2237	A2238	G2239	A2240	G2241	G2242	U2245	G2249	G2250	G2251	G2252	G2253	A2254	G2255																																																																																																																																																																																										
U2256	U2257	G2261	U2262	G2263	G2264	G2265	G2266	G2267	G2268	G2269	U2270	G2271	G2272	G2273	G2274	U2275	G2276	G2277	G2284	U2285	A2286	G2287	G2288	A2291	G2292	G2293	G2294	G2295	G2296	G2297	G2298	A2299	A2300	A2301	U2304	G2305	G2306	G2307	G2308	A2311	G2312	G2313	G2314	G2315	G2316	G2317	A2318	G2319	G2320	G2321	A2324	U2325	G2326	G2327	G2328	U2329	G2330																																																																																																																																																																																						
C2186	C2187	G2188	G2189	U2190	G2191	A2192	A2193	A2194	U2195	A2196	G2197	G2198	A2199	G2200	G2201	G2204	G2205	G2206	G2207	G2208	G2209	G2210	U2211	G2212	G2213	G2214	G2215	U2220	A2221	A2222	G2223	G2227	G2228	G2229	A2230	G2231	G2232	G2233	G2236	G2237	A2238	G2239	A2240	G2241	G2242	U2245	G2249	G2250	G2251	G2252	G2253	A2254	G2255																																																																																																																																																																																										
U2121	U2122	G2123	G2124	U2125	G2126	G2127	G2128	G2129	G2134	G2135	U2136	A2137	G2138	G2139	G2140	U2141	A2142	G2143	G2144	G2145	G2146	G2147	G2148	A2149	G2150	G2151	G2152	U2153	G2154	U2155	G2156	A2157	G2158	G2159	C2160	G2161	G2162	G2163	G2164	G2168	C2169	G2170	G2171	G2172	G2173	G2174	G2175	G2176	G2177	G2178	G2179	G2180	G2181	G2182	G2183	G2184	G2185																																																																																																																																																																																						
G2046	G2047	G2048	G2049	G2050	U2051	G2052	A2053	A2054	G2055	A2056	U2057	G2058	G2059	G2060	G2061	G2062	G2063	U2064	A2065	G2066	G2069	G2072	G2073	A2074	G2075	G2076	A2077	G2078	G2079	A2082	G2083	G2084	A2085	G2086	G2087	G2088	G2089	U2090	U2091	G2092	G2093	A2094	U2098	U2099	G2103	G2104	A2105	G2106	G2110	U2115	G2116																																																																																																																																																																																												
U2016	U2017	U2018	U2019	U2020	U2021	U2022	U2023	U2024	U2025	U2026	U2027	U2028	U2029	U2030	U2031	U2032	U2033	U2034	U2035	U2036	U2037	U2038	U2039	U2040	U2041	U2042	U2043	U2044	U2045	U2046	U2047	U2048	U2049	U2050	U2051	U2052	U2053	U2054	U2055	U2056	U2057	U2058	U2059	U2060	U2061	U2062	U2063	U2064	U2065	U2066	U2067	U2068	U2069	U2070	U2071	U2072	U2073	U2074	U2075	U2076	U2077	U2078	U2079	U2080	U2081	U2082	U2083	U2084	U2085	U2086	U2087	U2088	U2089	U2090	U2091	U2092	U2093	U2094	U2095	U2096	U2097	U2098	U2099	U2100	U2101	U2102	U2103	U2104	U2105	U2106	U2107	U2108	U2109	U2110	U2111	U2112	U2113	U2114	U2115	U2116	U2117	U2118	U2119	U2120	U2121	U2122	U2123	U2124	U2125	U2126	U2127	U2128	U2129	U2130	U2131	U2132	U2133	U2134	U2135	U2136	U2137	U2138	U2139	U2140	U2141	U2142	U2143	U2144	U2145	U2146	U2147	U2148	U2149	U2150	U2151	U2152	U2153	U2154	U2155	U2156	U2157	U2158	U2159	U2160	U2161	U2162	U2163	U2164	U2165	U2166	U2167	U2168	U2169	U2170	U2171	U2172	U2173	U2174	U2175	U2176	U2177	U2178	U2179	U2180	U2181	U2182	U2183	U2184	U2185	U2186	U2187	U2188	U2189	U2190	U2191	U2192	U2193	U2194	U2195	U2196	U2197	U2198	U2199	U2200	U2201	U2202	U2203	U2204	U2205	U2206	U2207	U2208	U2209	U2210	U2211	U2212	U2213	U2214	U2215	U2216	U2217	U2218	U2219	U2220	U2221	U2222	U2223	U2224	U2225	U2226	U2227	U2228	U2229	U2230	U2231	U2232	U2233	U2234	U2235	U2236	U2237	U2238	U2239	U2240	U2241	U2242	U2243	U2244	U2245	U2246	U2247	U2248	U2249	U2250	U2251	U2252	U2253	U2254	U2255
C2186	C2187	G2188	G2189	U2190	G2191	A2192	A2193	A2194	U2195	A2196	G2197	G2198	A2199	G2200	G2201	G2204	G2205	G2206	G2207	G2208	G2209	G2210	U2211	G2212	G2213	G2214	G2215	U2220	A2221	A2222	G2223	G2227	G2228	G2229	A2230	G2231	G2232	G2233	G2236	G2237	A2238	G2239	A2240	G2241	G2242	U2245	G2249	G2250	G2251	G2252	G2253	A2254	G2255																																																																																																																																																																																										
U2256	U2257	G2261	U2262	G2263	G2264	G2265	G2266	G2267	G2268	G2269	U2270	G2271	G2272	G2273	G2274	U2275	G2276	G2277	G2284	U2285	A2286	G2287	G2288	A2291	G2292	G2293	G2294	G2295	G2296	G2297	G2298	A2299	A2300	A2301	U2304	G2305	G2306	G2307	G2308	A2311	G2312	G2313	G2314	G2315	G2316	G2317	A2318	G2319	G2320	G2321	A2324	U2325	G2326	G2327	G2328	U2329	G2330																																																																																																																																																																																						
C2186	C2187	G2188	G2189	U2190	G2191	A2192	A2193	A2194	U2195	A2196	G2197	G2198	A2199	G2200	G2201	G2204	G2205	G2206	G2207	G2208	G2209	G2210	U2211	G2212	G2213	G2214	G2215	U2220	A2221	A2222	G2223	G2227	G2228	G2229	A2230	G2231	G2232	G2233	G2236	G2237	A2238	G2239	A2240	G2241	G2242	U2245	G2249	G2250	G2251	G2252	G2253	A2254	G2255																																																																																																																																																																																										
U2121	U2122	G2123	G2124	U2125	G2126	G2127	G2128	G2129	G2134	G2135	U2136	A2137	G2138	G2139	G2140	U2141	A2142	G2143	G2144	G2145	G2146	G2147	G2148	A2149	G2150	G2151	G2152	U2153	G2154	U2155	G2156	A2157	G2158	G2159	C2160	G2161	G2162	G2163	G2164	G2168	C2169	G2170	G2171</																																																																																																																																																																																																				

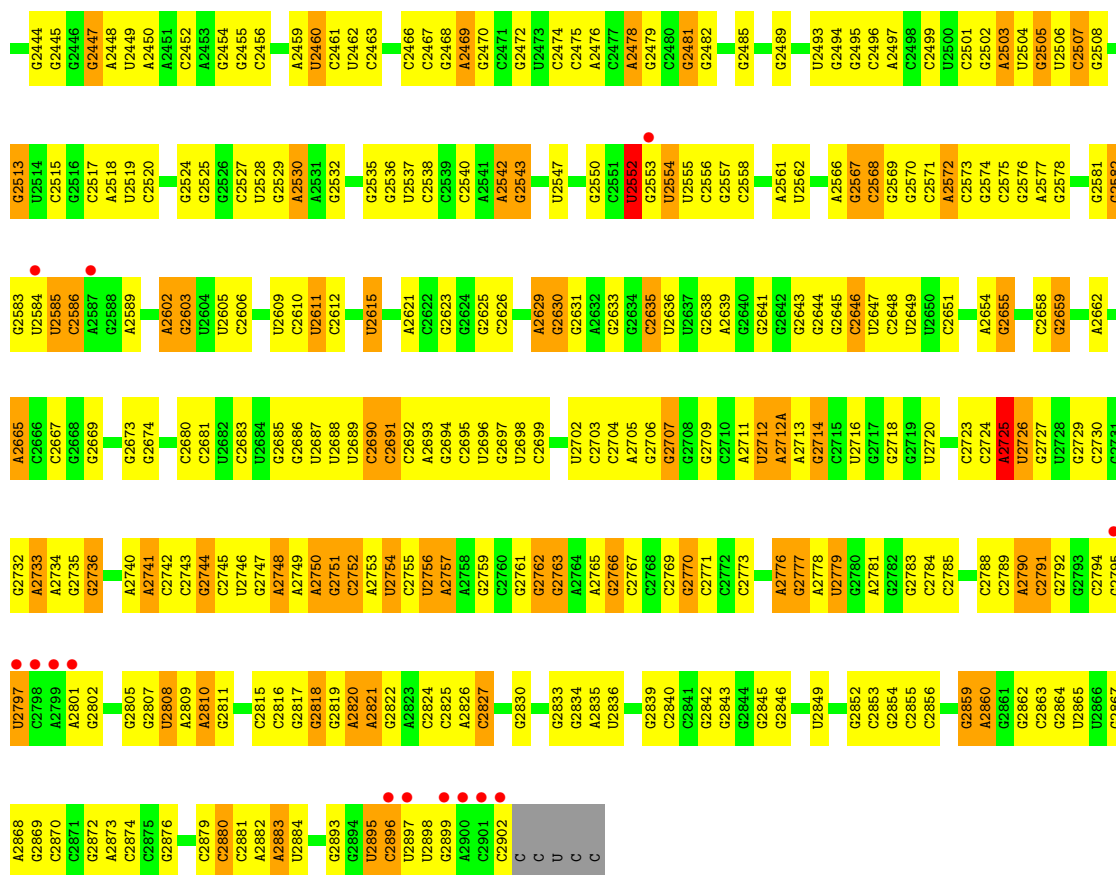


- Molecule 27: 23S ribosomal RNA

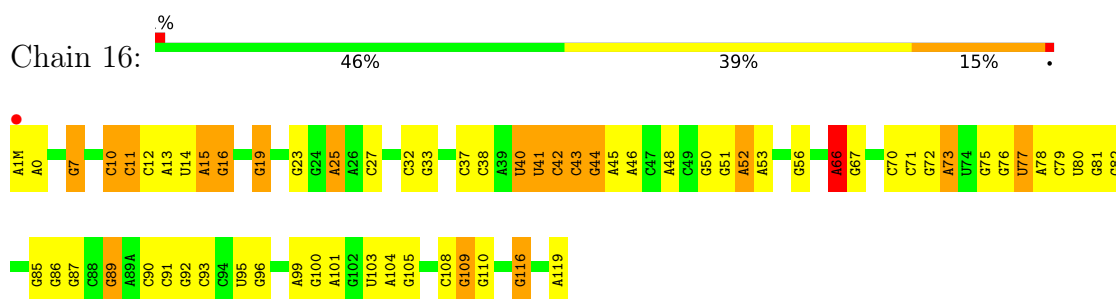


A1342	G1266	G1183	G1115	A1060	G987	C912	C846	G776	U688	G641	U576	U504	U427
G1343	U1267	G1184	C1116	C1063	A988	U913	U847	G779	A699	G642	G577	A505	A428
G1344	A1268	G1186	G1122	A1064	G989	C914	G948	U779	G695	A643	A578	A505	A429
G1345	G1270	G1187	G1126	G1055	A990	C915	A849	G780	G698	A644	C580	G508	G430
G1346	G1271	G1190	A1126	G1056	C992	A917	C850	A781	A699	C645	C581	C510	U434
G1348	A1272	G1191	G1126	A1067	G993	A918	U851	A782	G700	A646	G582	C510	U434
A1349	U1273	G1192	A1126	U1068	C994	G919	A784	A783	G700	G647	G583	U511	G438
C1350	A1274	G1192	A1126	C995	C994	G919	G854	A784	G700	G647	G583	U511	G438
G1351	A1275	G1193	A1126	A996	G995	U922	G855	G785	G704	G651	A586	G512	G439
U1352	A1276	G1131	U1060	G997	A996	C923	C856	U787	A705	C652	C587	A513	G440
A1353	G1277	G1195	U1061	G997	C997	C923	C857	G788	A706	A654	U588	A514	U441
A1354	G1278	U1198	G1062	C924	C998	C924	U858	A788	G707	A654A	C589	A515	G442
G1355	G1279	U1198	U999	G928	U999	G928	G859	A789	G707	A654A	C589	A516	A443
G1356	G1280	C1202	A1000	G929	A1000	G929	U860	A789	G708	C654B	A590	C516	C444
G1357	G1280	G1203	A1001	G929	A1001	G929	A961	G789	G709	C654C	C591	C517	C445
G1358	G1281	G1203	U1002	G930	G1002	U930	G864	A793	G710	G654D	C592	G522	C446
A1359	A1284	A1204	G1138	G931	G864	G931	G865	G794	G711	C654E	U594	C523	U447
A1360	G1285	G1205	C1003	G932	C1004	G932	C866	G795	G712	C	U594	U524	U448
A1361	A1286	G1206	C1005	G937	C1005	G937	A866	C796	G712	C	U595	U525	A449
G1362	A1287	U1210	C1006	G938	C1006	G938	C867	C796	G712	C	C595	U526	G450
C1363	U1211	U1211	A1010	G938	U968	U937	U868	A800	G717	C	C601	A526	C450
G1364	G1212	G1212	G1010	A941	A878	G952	C869	G801	A718	C	G602	C527	C451
A1365	C1293	G1212	G1011	A941	A879	G952	A879	G802	C719	A	A603	A528	G452
G1368	G1296	A1220	U1012	A945	A878	G952	C869	A802	C719	A	A603	A529	C453
G1369	C1222	C1221	U1013	G946	A879	G952	C869	A803	C719	A	A603	A529	C453
G1370	G1222	G1222	U1014	G947	A879	G952	C869	A804	C719	A	A603	A529	C453
G1371	C1223	G1223	G1015	G947	A879	G952	C869	A805	C719	A	A603	A529	C453
G1372	U1300	G1224	G1016	G947	A879	G952	C869	A806	C719	A	A603	A529	C453
A1373	A1301	C1225	G1017	G947	A879	G952	C869	A807	C719	A	A603	A529	C453
G1376	A1302	G1226	G1018	G947	A879	G952	C869	A808	C719	A	A603	A529	C453
A1378	C1305	G1236	G1019	G947	A879	G952	C869	A809	C719	A	A603	A529	C453
A1379	G1308	G1236	U1020	G947	A879	G952	C869	A810	C719	A	A603	A529	C453
G1380	G1309	G1236	U1021	G947	A879	G952	C869	A811	C719	A	A603	A529	C453
A1384	G1309	G1236	U1022	G947	A879	G952	C869	A812	C719	A	A603	A529	C453
G1385	U1240	G1236	G1023	G947	A879	G952	C869	A813	C719	A	A603	A529	C453
C1386	G1310	A1241	G1024	G947	A879	G952	C869	A814	C719	A	A603	A529	C453
C1387	U1313	A1242	G1025	G947	A879	G952	C869	A815	C719	A	A603	A529	C453
G1388	C1314	G1243	G1026	G947	A879	G952	C869	A816	C719	A	A603	A529	C453
A1395	C1315	G1244	U1027	G947	A879	G952	C869	A817	C719	A	A603	A529	C453
U1396	U1316	A1247	A1028	G947	A879	G952	C869	A818	C719	A	A603	A529	C453
U1397	A1317	G1248	G1030	G947	A879	G952	C869	A819	C719	A	A603	A529	C453
C1398	C1318	U1249	U1032	G947	A879	G952	C869	A820	C719	A	A603	A529	C453
C1403	G1320	G1250	U1034	G947	A879	G952	C869	A821	C719	A	A603	A529	C453
U1405	A1321	A1253	G1036	G947	A879	G952	C869	A822	C719	A	A603	A529	C453
U1406	G1324	U1254	U1037	G947	A879	G952	C869	A823	C719	A	A603	A529	C453
C1407	G1328	G1256	C1040	G947	A879	G952	C869	A824	C719	A	A603	A529	C453
C1408	U1329	C1257	C1041	G947	A879	G952	C869	A825	C719	A	A603	A529	C453
C1409	C1330	C1258	C1042	G947	A879	G952	C869	A826	C719	A	A603	A529	C453
A1412	A1331	G1259	C1043	G947	A879	G952	C869	A827	C719	A	A603	A529	C453
G1413	G1332	G1260	G1044	G947	A879	G952	C869	A828	C719	A	A603	A529	C453
U1414	U1338	U1263	A1045	G947	A879	G952	C869	A829	C719	A	A603	A529	C453
G1416	U1341	G1264	A1046	G947	A879	G952	C869	A830	C719	A	A603	A529	C453
		A1265	C1049	G947	A879	G952	C869	A831	C719	A	A603	A529	C453
				G947	A879	G952	C869	A832	C719	A	A603	A529	C453
				G947	A879	G952	C869	A833	C719	A	A603	A529	C453
				G947	A879	G952	C869	A834	C719	A	A603	A529	C453
				G947	A879	G952	C869	A835	C719	A	A603	A529	C453
				G947	A879	G952	C869	A836	C719	A	A603	A529	C453
				G947	A879	G952	C869	A837	C719	A	A603	A529	C453
				G947	A879	G952	C869	A838	C719	A	A603	A529	C453
				G947	A879	G952	C869	A839	C719	A	A603	A529	C453
				G947	A879	G952	C869	A840	C719	A	A603	A529	C453
				G947	A879	G952	C869	A841	C719	A	A603	A529	C453
				G947	A879	G952	C869	A842	C719	A	A603	A529	C453
				G947	A879	G952	C869	A843	C719	A	A603	A529	C453
				G947	A879	G952	C869	A844	C719	A	A603	A529	C453
				G947	A879	G952	C869	A845	C719	A	A603	A529	C453
				G947	A879	G952	C869	A846	C719	A	A603	A529	C453
				G947	A879	G952	C869	A847	C719	A	A603	A529	C453
				G947	A879	G952	C869	A848	C719	A	A603	A529	C453
				G947	A879	G952	C869	A849	C719	A	A603	A529	C453
				G947	A879	G952	C869	A850	C719	A	A603	A529	C453
				G947	A879	G952	C869	A851	C719	A	A603	A529	C453
				G947	A879	G952	C869	A852	C719	A	A603	A529	C453
				G947	A879	G952	C869	A853	C719	A	A603	A529	C453
				G947	A879	G952	C869	A854	C719	A	A603	A529	C453
				G947	A879	G952	C869	A855	C719	A	A603	A529	C453
				G947	A879	G952	C869	A856	C719	A	A603	A529	C453
				G947	A879	G952	C869	A857	C719	A	A603	A529	C453
				G947	A879	G952	C869	A858	C719	A	A603	A529	C453
				G947	A879	G952	C869	A859	C719	A	A603	A529	C453
				G947	A879	G952	C869	A860	C719	A	A603	A529	C453
				G947	A879	G952	C869	A861	C719	A	A603	A529	C453
				G947	A879	G952	C869	A862	C719	A	A603	A529	C453
				G947	A879	G952	C869	A863	C719	A	A603	A529	C453
				G947	A879	G952	C869	A864	C719	A	A603	A529	C453
				G947	A879	G952	C869	A865	C719	A	A603	A529	C453
				G947	A879	G952	C869	A866	C719	A	A603	A529	C453
				G947	A879	G952	C869	A867	C719	A	A603	A529	C453
				G947	A879	G952	C869	A868	C719	A	A603	A529	C453
				G947	A879	G952	C869	A869	C719	A	A603	A529	C453
				G947	A879	G952	C869	A870	C719	A	A603	A529	C453
				G947	A879	G952	C869	A871	C719	A	A603	A529	C453
				G947	A879	G952	C869	A872	C719	A	A603	A529	C453
				G947	A879	G952	C869	A873	C719	A	A603	A529	C453
				G947	A879	G952	C869	A874	C719	A	A603	A529	C453
				G947	A879	G952	C869	A875	C719	A	A603	A529	C453
				G947	A879	G952	C869	A876	C719	A	A603	A529	C453
				G947	A879	G952	C869	A877	C719	A	A603	A529	C453
				G947	A879	G952	C869	A878	C719	A	A603	A529	C453
				G947	A879	G952	C869	A879	C719	A	A603	A529	C453
				G947	A879	G952	C869	A880	C719	A	A603	A529	C453
				G947	A879	G952	C869	A881	C719	A	A603	A529	C453
				G947	A879	G952	C869	A882	C719	A	A603	A529	C453
				G947	A879	G952	C869	A883	C719	A	A603	A529	C453
				G947	A879	G952	C869	A884	C719	A	A603	A529	C453
				G947	A879	G952	C869	A885	C719	A	A603	A529	C453
				G947	A879	G952	C869	A886	C719	A	A603	A529	C453
				G947	A879	G952	C869	A887	C719	A	A603	A529	C453
				G947	A879	G952	C869	A888	C719	A	A603	A529	C453
				G947	A879	G952	C869	A889	C719	A	A603	A529	C453
				G947	A879	G952	C869	A890	C719	A	A603	A529	C453
				G947	A879	G952	C869	A891	C719	A	A603	A529	C453
				G947	A879	G952	C869	A892	C719	A	A603	A529	C453

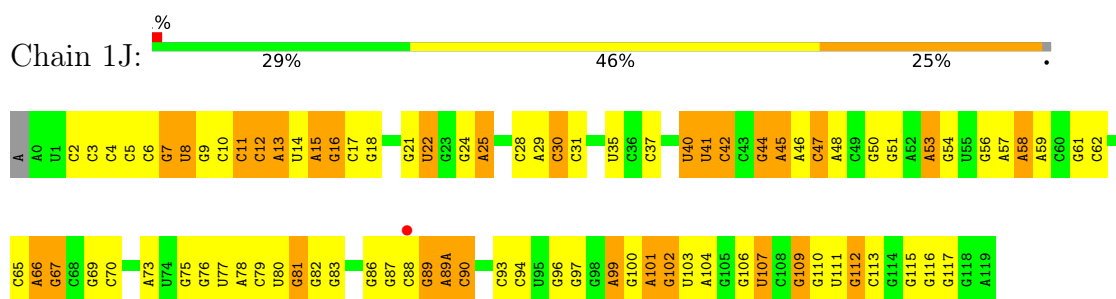
G2375	G2306	G2230	U2150	C2081	A2013	G1933	G1855	A1780	G1687	A1618	C1547	G1484	G1417
A2376	G2307	U2233	G2151	U2086	A2014	C1934	G1856	C1781	U1688	G1619	C1548	G1485	G1418
A2377	G2308	U2233	G2152	U2087	A2015	G1935	G1857	C1782	A1689	G1620	C1549	G1486	
G2378	G2309	U2233	G2153	G2087	U2016	A1936	G1858	A1783			C1550	G1487	G1421
G2379	A2311	G2238	G2154	G2093	U2017	A1937	A1859	A1784	G1694	G1623	C1551	G1488	G1422
G2380	U2312	G2239	G2155	G2094	G2018	A1938	G1862	A1785	G1695	G1624	C1552	G1489	G1423
G2381	C2313	C2240	G2156	G2095	A2019	U1939	G1863	A1786	G1696	G1625	A1553	G1490	G1424
G2382	C2314	A2241	G2157	U2096	A2020	U1940	G1864	A1787	G1697	G1626	A1554	G1491	G1425
G2383	G2315	G2242	A2158	U2096	G2021	C1941	U1864	A1788	A1698	G1627	G1555	G1492	G1426
G2384	C2316	U2243	G2159	G2096	U2022	U1942	G1865	A1789	G1699	G1628	C1556	G1493	A1427
G2385	G2317	U2244	G2160	U2099	G2023	U1943		A1790	A1700	U1629	C1557	A1494	G1428
	G2318	U2245	G2161	U2102	G2024	U1944	A1871	A1791	A1701	G1630	A1558	A1495	G1429
A2388	G2319	G2246	G2162	C2103	G2025	G1945	A1872	G1792	G1702	G1630A	G1559	A1496	G1430
G2389	A2320	A2247	C2163	G2104	G2026	U1946	C1879	G1793	G1703	A1831		U1497	U1431
U2390	G2321	G2248		G2104	G2027	C1947	C1880	U1794		A1832	A1562	A1498	C1432
G2391	A2322	U2249	G2168	G2105	U2028	G1948	C1881	C1795	C1708	A1637	G1563	C1499	C1433
A2392	G2323	G2250	A2169	G2106	G2029	U1948	C1882	U1796	U1709				A1434
A2393	G2324	G2251	A2170	G2107	A2030	A1952	C1883	C1797	G1712	G1638	G1568	C1502	G1435
G2394	G2325	G2252	A2171	C2108	A2031	A1953	A1884	U1798	G1716	C1640	A1570	U1503	G1436
G2395	G2326	G2253	U2172	U2109	G2032	G1954	A1885	G1799	U1716	A1641	A1571	C1504	C1437
	A2327		A2173	G2110	A2033	U1955		C1800	G1726			C1505	U1438
G2397	G2328	G2256	C2174	C2111	U2034	U1956	G1888	A1802	G1727	C1644	G1573	C1506	A1439
U2398	G2329	U2257	G2175	G2112	G2035		C1889	A1809	U1727	C1645	C1574	A1507	G1440
G2399	G2330	G2258	A2176	U2113	G2036	G1962	C1894	A1810	G1728	C1646	G1577	A1508	G1441
G2400	G2331	G2259	G2177	A2114	G2037	U1963	C1895	A1810	A1729	G1647	U1578	C1509	G1442
U2401	U2332	G2260	C2178	G2115	G2038	G1964						A1510	
A2402	A2333	C2261	C2179	G2116	C2039							A1511	A1444A
G2403	G2334	U2180	U2180	A2117	U2034	C1967	G1896	G1801	G1725	C1644	G1573	C1505	C1445
A2406	A2335	G2181	G2181	U2118	A2042	G1968	U1898	A1802	G1726	C1645	C1574	C1506	
	A2336	G2182	A2336	A2119	G2043	A1969	G1899	A1809	U1727	C1646	G1577	A1508	
U2406	A2337	C2183	G2183	G2120	G2049	A1971	C1902	A1810	G1728	C1647	U1578	C1509	
A2411				G2121		A1972			A1729	G1647	U1578	C1509	
G2414	G2340	G2271	G2186	U2122	G2052	A1986	G1910	G1824	G1753	C1662	G1594	G1525	G1458
G2415	G2341	U2272	G2187	G2123	G2053	U1987	U1911	A1825	G1754	C1663	G1595	G1526	G1459
G2416	C2342	A2273	C2188	G2124	A2059	G1989	A1912	G1826	A1755	A1664	A1596	G1527	G1460
G2417	G2343	U2189	U2189	G2125	A2064	A1990	A1913	C1827	G1756	A1665	A1597	A1528	G1461
C2417	U2344	C2274	G2190	U1991	G2061	U1991	A1914	G1828	U1757	G1666	A1597	A1529	
A2418	G2345	C2275	G2191	G1992	A2062	G1992	U1915	A1829	G1758	G1667	C1598	G1530	G1464
U2419	A2346	G2279	G2192	C2127	G2066	U1993	A1916	C1830	A1668	A1668	C1599	G1531	G1465
G2420	G2347	G2280	G2193	C2128	A2057	C1994	U1917	G1831	A1762	A1669	C1600	C1532	G1466
G2421	U2348	C2281	G2194	U2130	A2059	U1995		C1832	G1763	C1670	C1533	C1534	G1467
A2422	G2349	G2282	C2195	G2131	A2060	U1996	G1921	U1833	G1764	U1671	U1602	G1534	A1468
U2423	G2350	C2283	G2196	U2132	A2062	G1992	G1915	U1833	C1765	C1672	A1603	U1535	G1470
C2424			U2197	G2133	C2063	U1993	A1916	C1830	G1765	U1573	C1604	A1536	A1471
A2425	G2354	A2286	A2198	A2134	C2064	C1994	U1917	C1836	U1766	U1672	C1537	A1537	A1472
A2426	C2355	A2287	C2205	A2135	C2065	U1995		G1839	C1767	C1674	C1538	G1539	G1473
G2427	G2356	G2288	G2205	C2137	G2068	C1996	G1921	U1923		U1573	A1608	G1540	G1474
G2428	U2357	G2289	U2208	G2138	G2069	G1997	G1922	C1924	G1771	C1675	A1609	G1541	G1475
A2430	A2360	U2291	G2209	C2139	G2070	G1998	U1923	U1925	G1772	A1676	A1610	U1541	A1476
U2431	A2361	C2292	G2210	C2140	A2071	G2000	C1924	G1846	G1773	A1677	C1611	G1542	G1477
A2432	G2362		G2211	G2141	G2072	A2001	U1925	U1928	G1776	U1678		A1543	G1478
A2433	G2363	C2297	A2212	C2142	C2073	G2002	U1926	A1847	U1777	U1679		A1544	
A2434	C2364	A2298	U2213	C2143	U2074	G2007	A1928	A1848	G1778	U1680	A1614	A1545	
A2435	G2365	G2299	G2215	U2144	U2075	C2007	G1929	G1849	G1776	U1681	C1615	C1546	
	A2366		G2216	C2145	U2075	C2008	G1930	G1849	U1777	G1686	C1616		U1482
U2438		G2302		C2146	C2078	G2009	U1931	A1853	U1778	C1686	C1617		G1483
A2439	G2372	G2303	A2225	G2147	U2079	G2009	G1930	A1853	U1778				
G2440	G2373	G2304	C2226	G2148	G2080	G2012	A1932	A1854	U1779				
C2441	G2374	A2305		G2149									



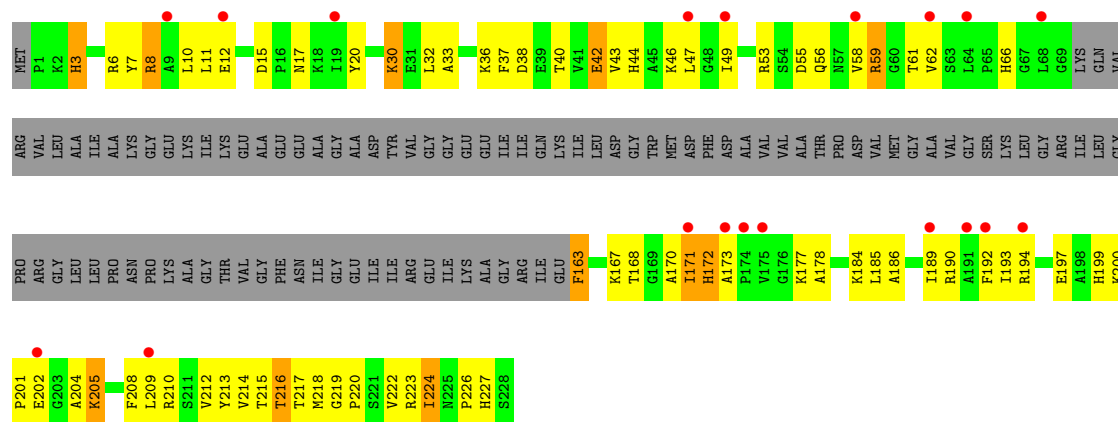
• Molecule 28: 5S ribosomal RNA



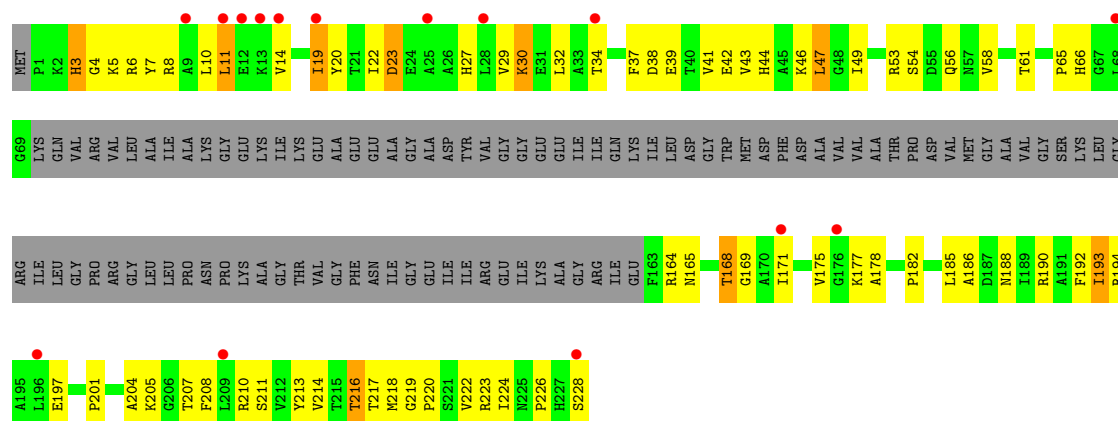
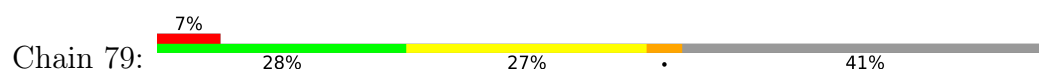
• Molecule 28: 5S ribosomal RNA



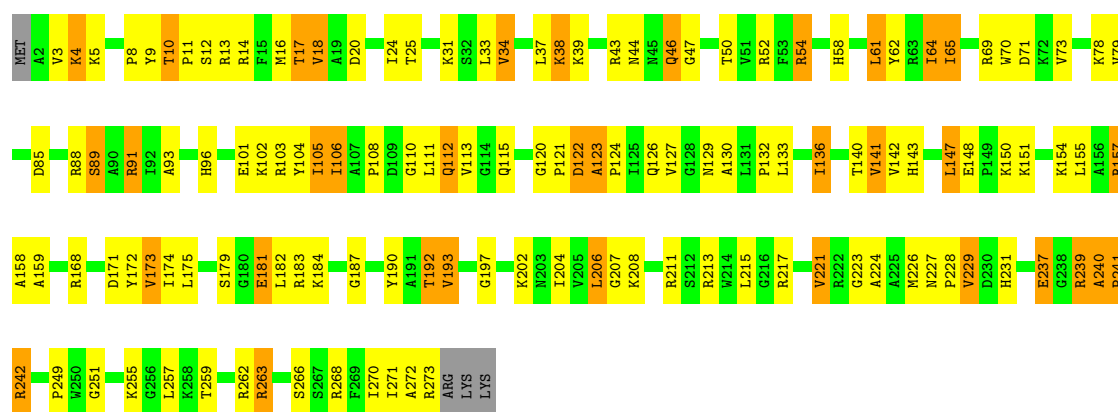
• Molecule 29: 50S ribosomal protein L1



• Molecule 29: 50S ribosomal protein L1

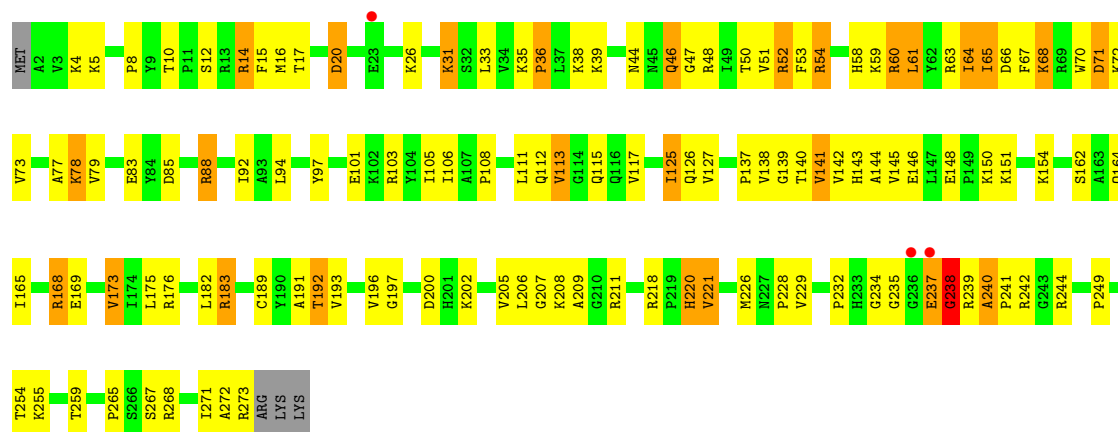


• Molecule 30: 50S ribosomal protein L2

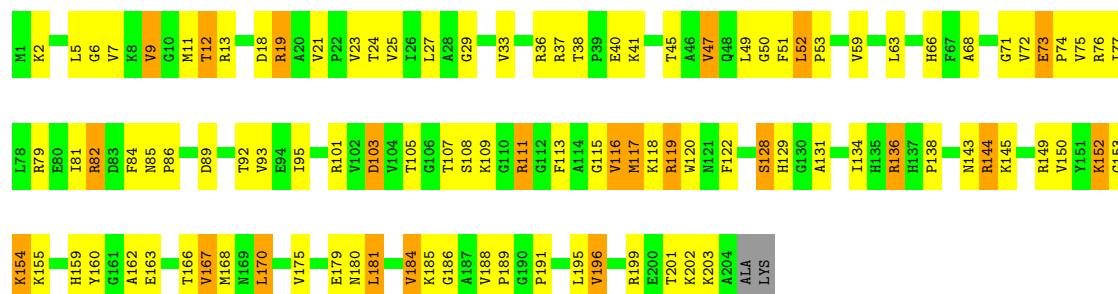


• Molecule 30: 50S ribosomal protein L2

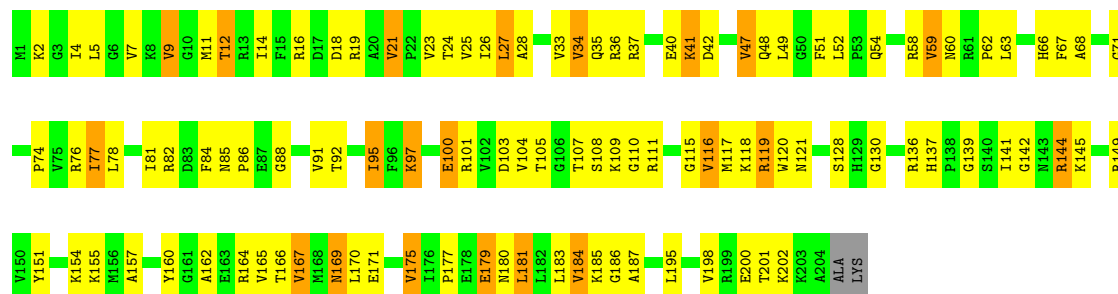




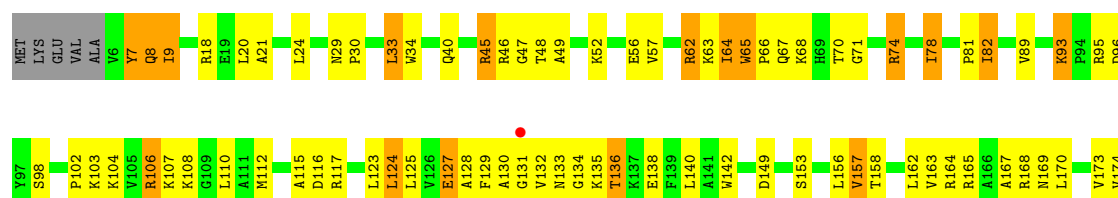
- Molecule 31: 50S ribosomal protein L3

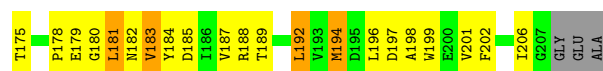


- Molecule 31: 50S ribosomal protein L3

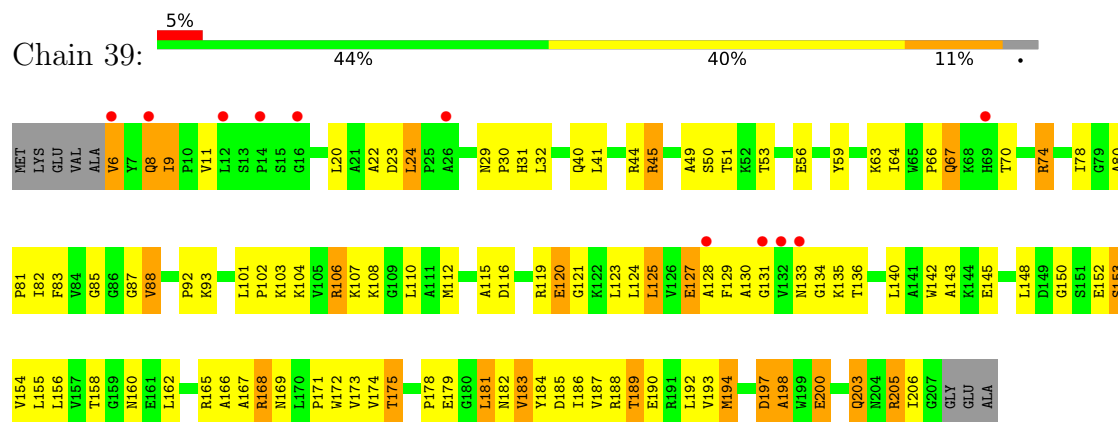


- Molecule 32: 50S ribosomal protein L4

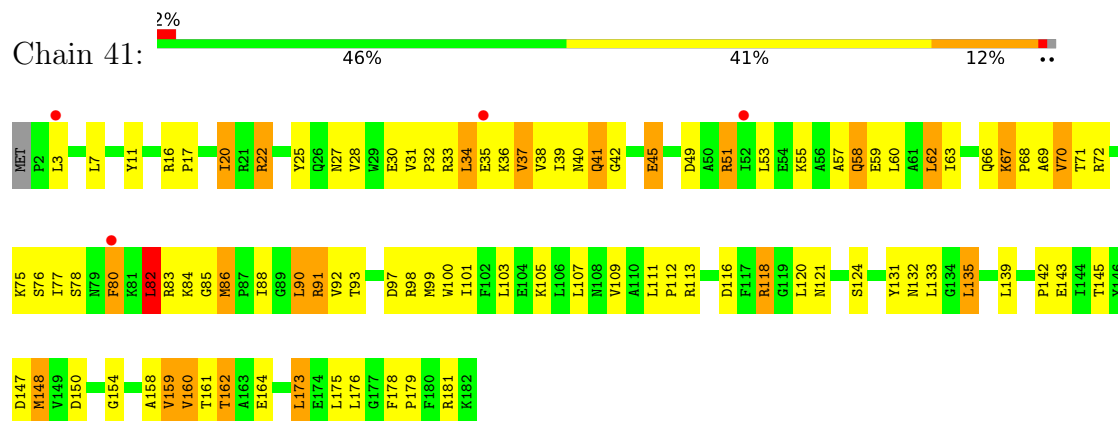




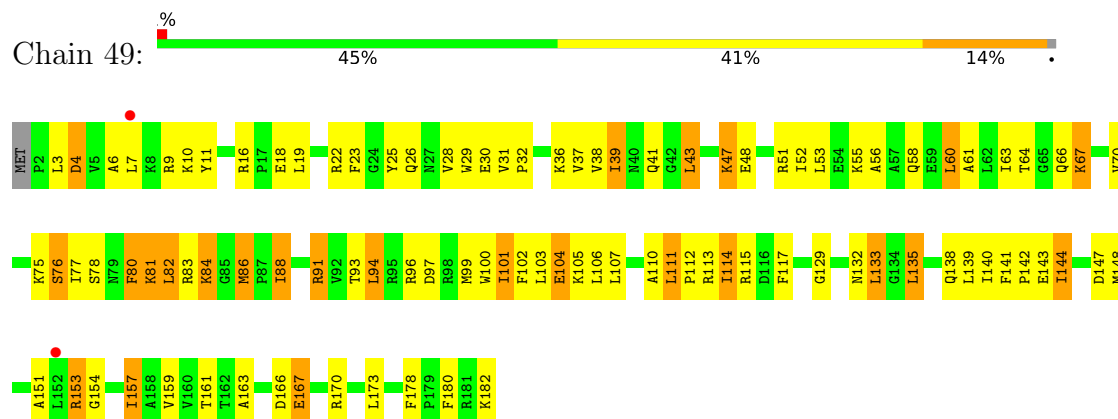
• Molecule 32: 50S ribosomal protein L4



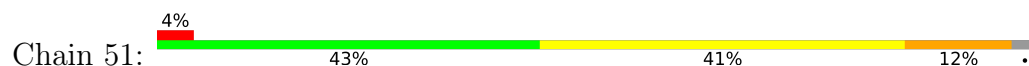
• Molecule 33: 50S ribosomal protein L5

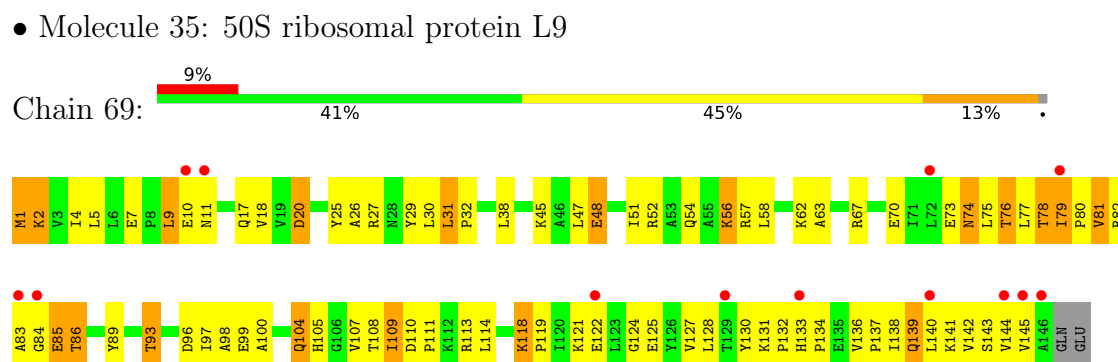
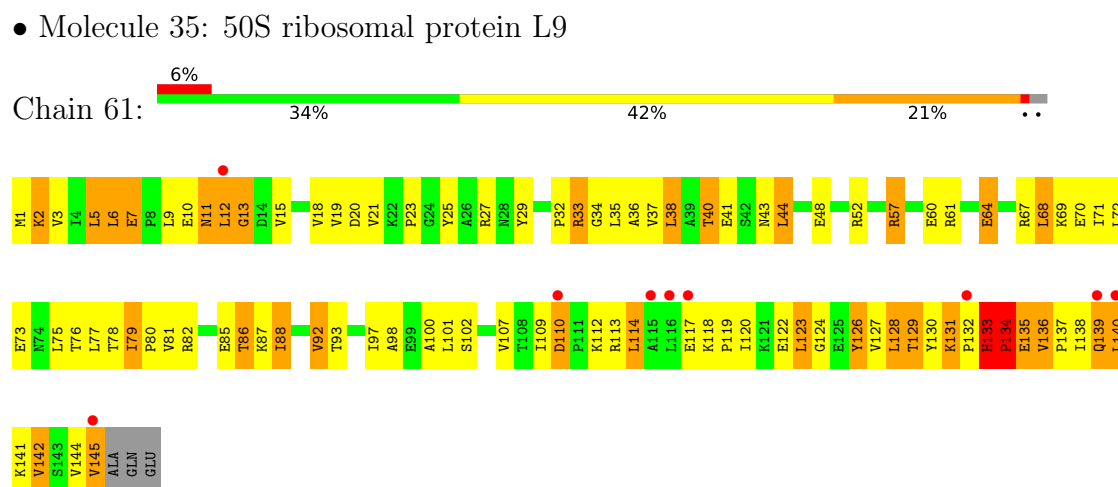
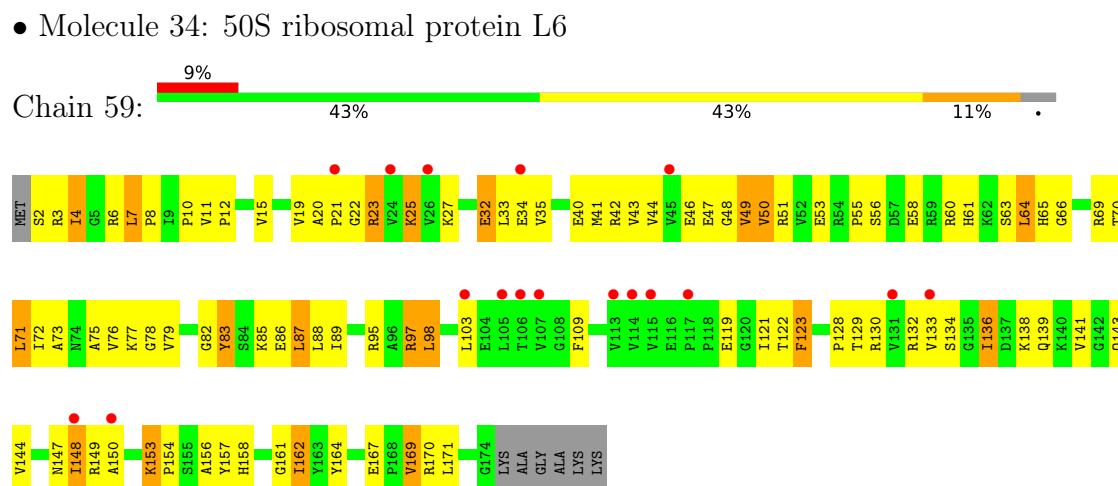
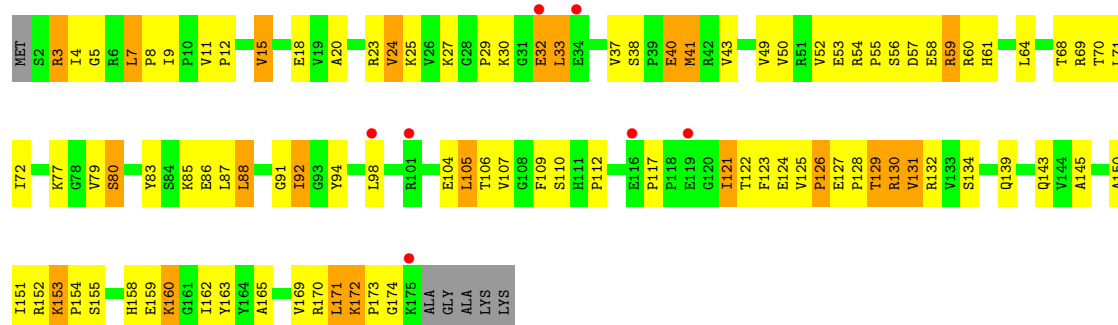


• Molecule 33: 50S ribosomal protein L5

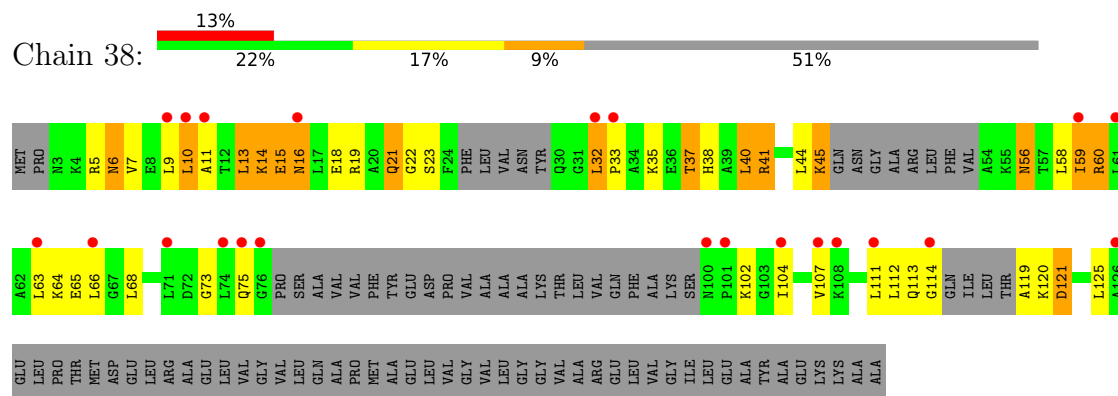


• Molecule 34: 50S ribosomal protein L6

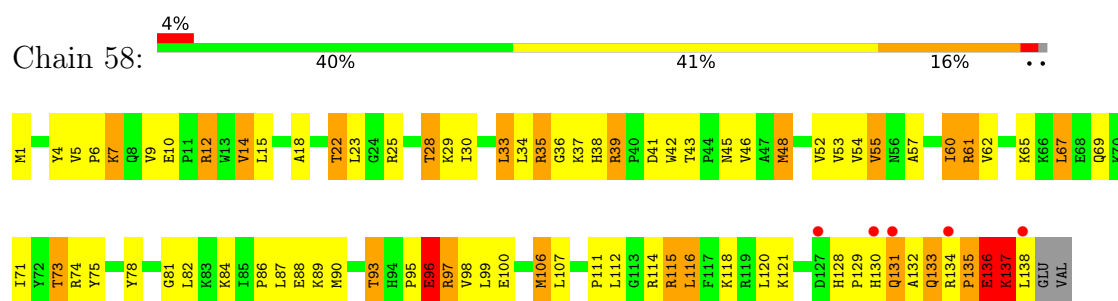




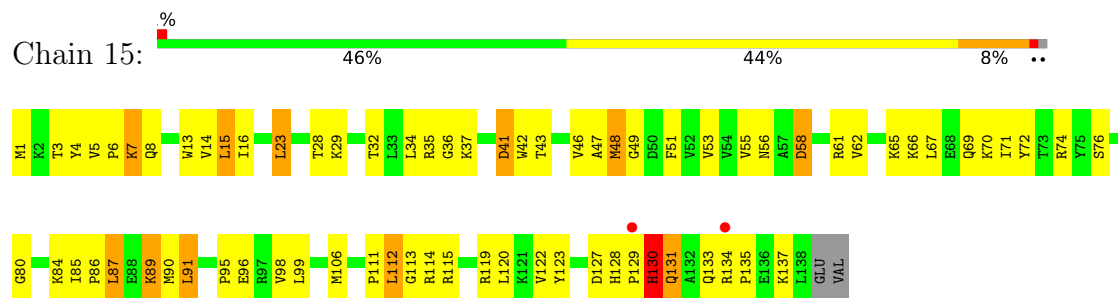
- Molecule 36: 50S ribosomal protein L10



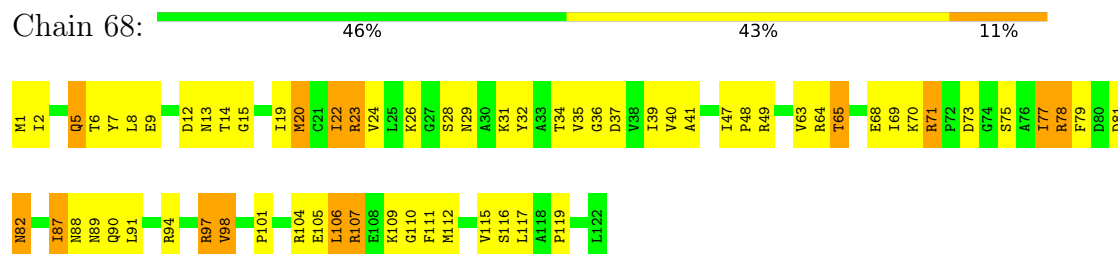
- Molecule 37: 50S ribosomal protein L13



- Molecule 37: 50S ribosomal protein L13

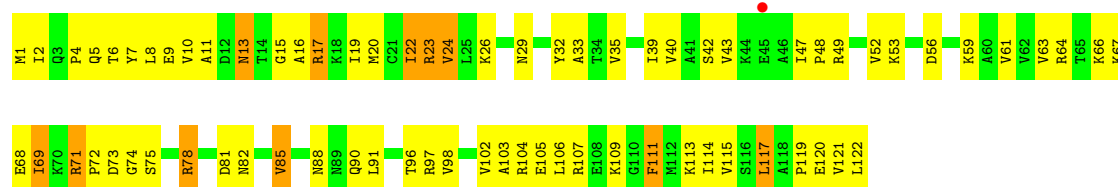


- Molecule 38: 50S ribosomal protein L14

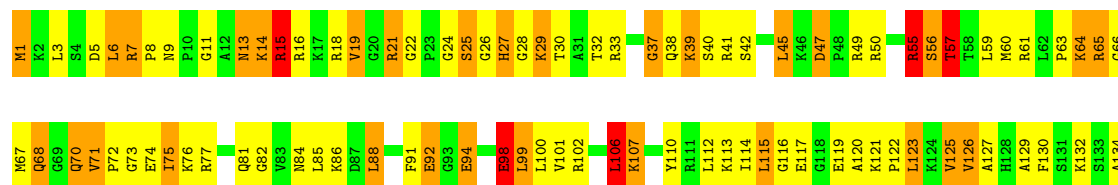


- Molecule 38: 50S ribosomal protein L14

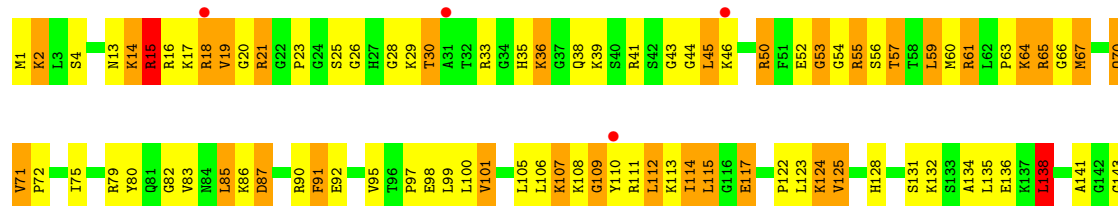




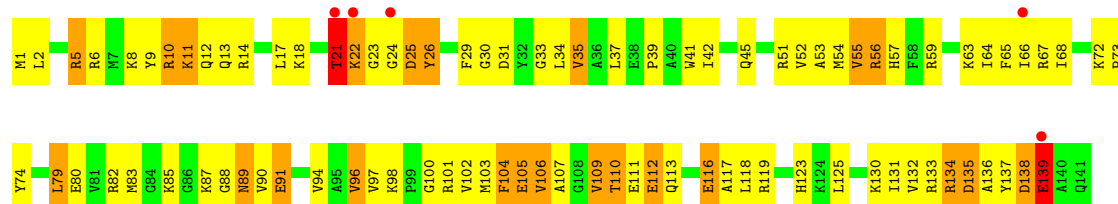
• Molecule 39: 50S ribosomal protein L15



• Molecule 39: 50S ribosomal protein L15

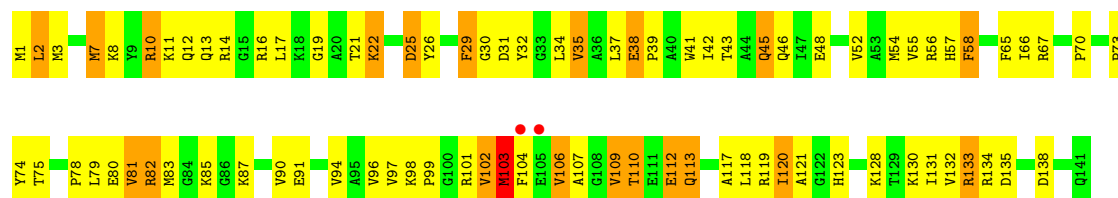


• Molecule 40: 50S ribosomal protein L16



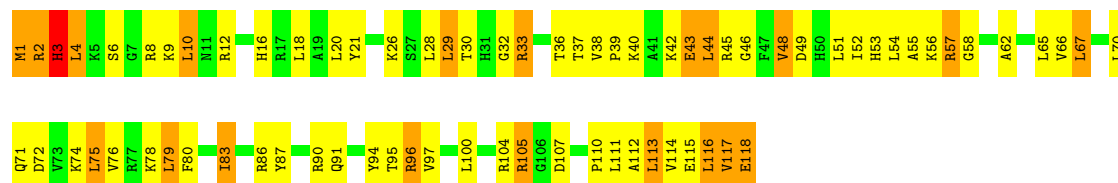
• Molecule 40: 50S ribosomal protein L16





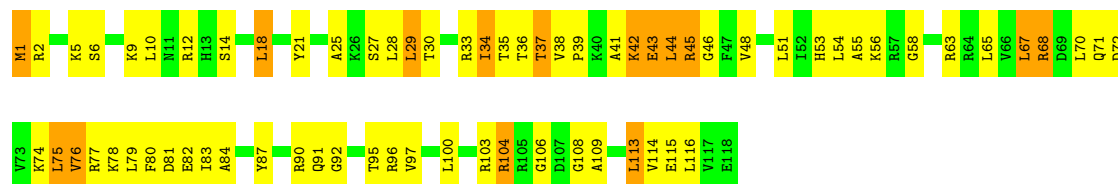
- Molecule 41: 50S ribosomal protein L17

Chain 98: 37% 45% 17%



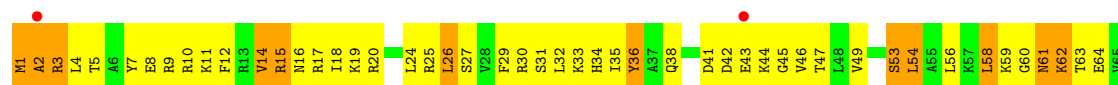
- Molecule 41: 50S ribosomal protein L17

Chain 55: 41% 47% 13%



- Molecule 42: 50S ribosomal protein L18

Chain A8: 3% 32% 52% 14%



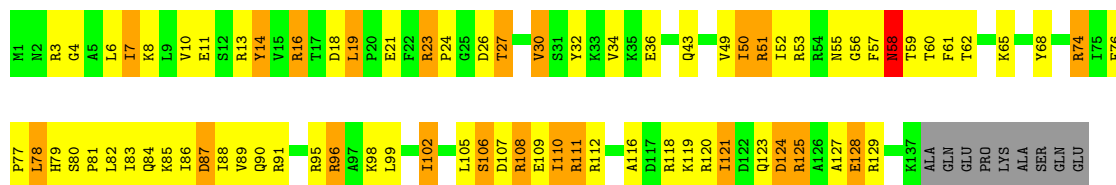
- Molecule 42: 50S ribosomal protein L18

Chain 65: 3% 41% 45% 13%



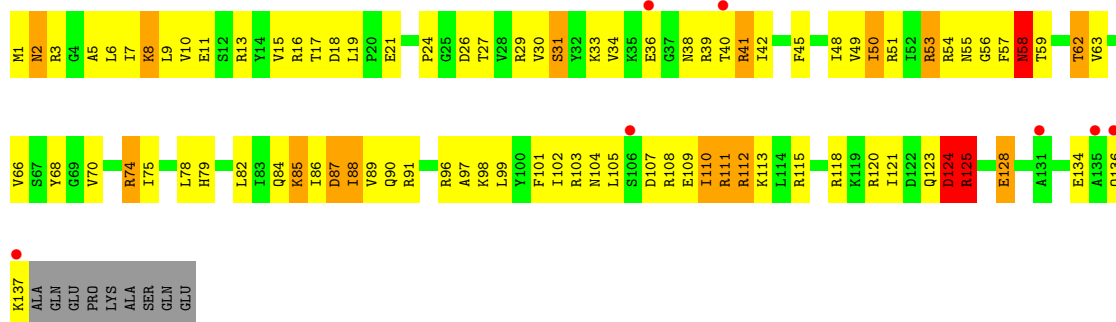
- Molecule 43: 50S ribosomal protein L19

Chain B8: 



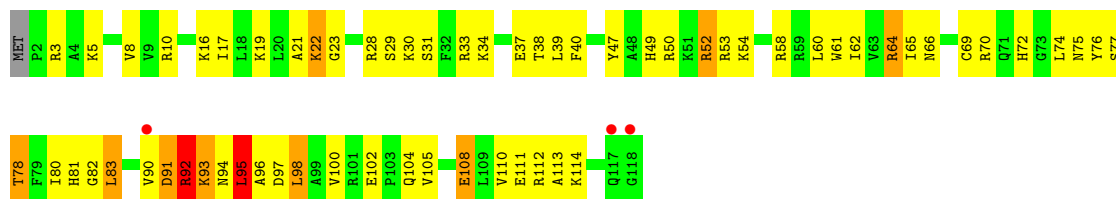
- Molecule 43: 50S ribosomal protein L19

Chain 75: 



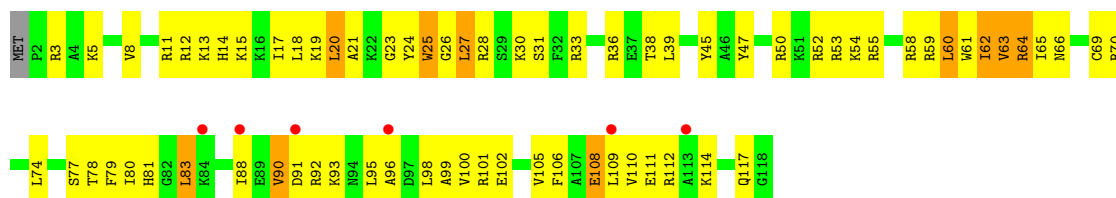
- Molecule 44: 50S ribosomal protein L20

Chain C8: 




- Molecule 44: 50S ribosomal protein L20

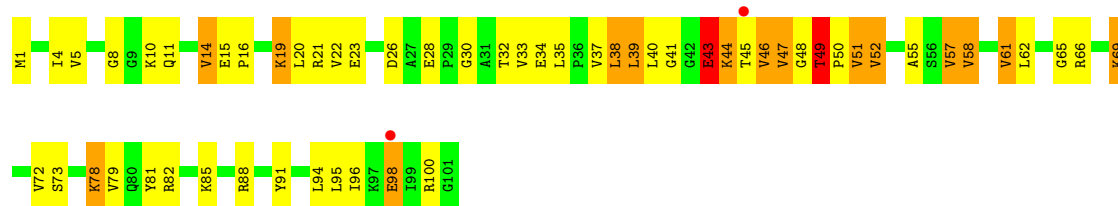
Chain 85: 



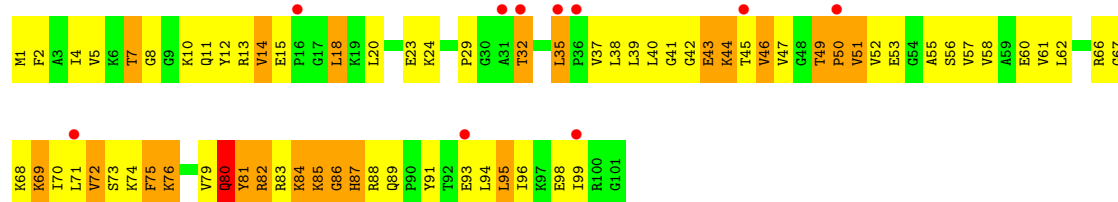
- Molecule 45: 50S ribosomal protein L21

Chain D8: 

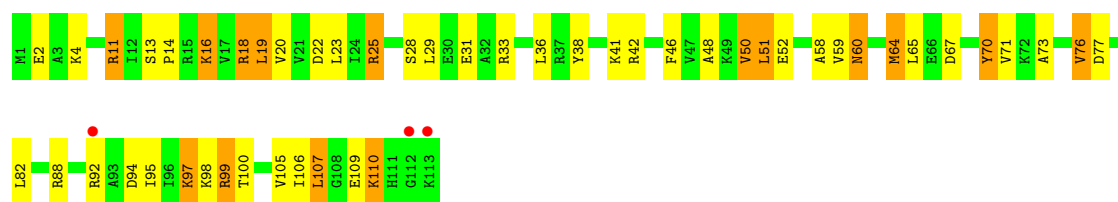




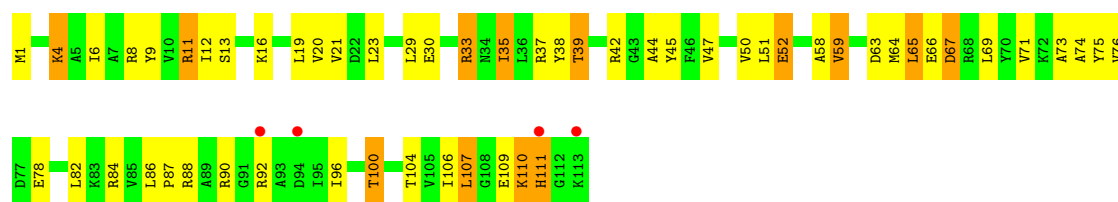
• Molecule 45: 50S ribosomal protein L21



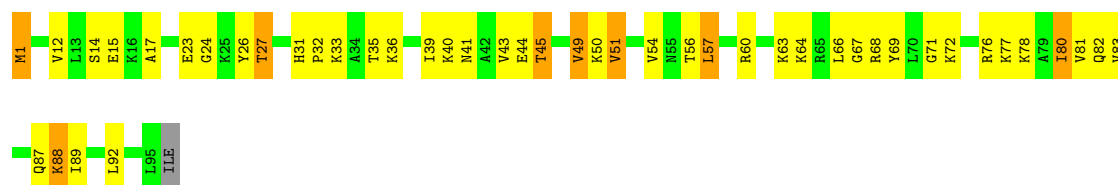
• Molecule 46: 50S ribosomal protein L22



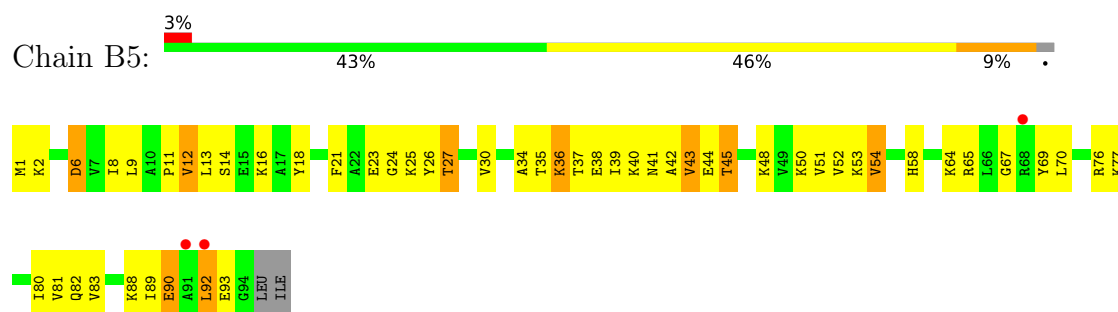
• Molecule 46: 50S ribosomal protein L22



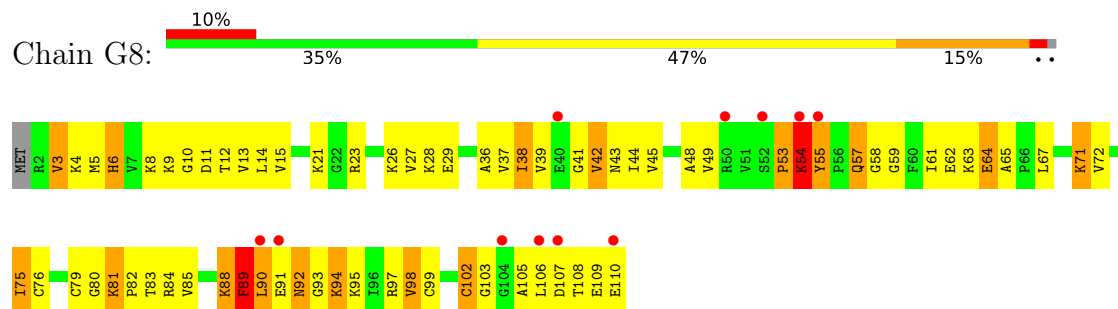
• Molecule 47: 50S ribosomal protein L23



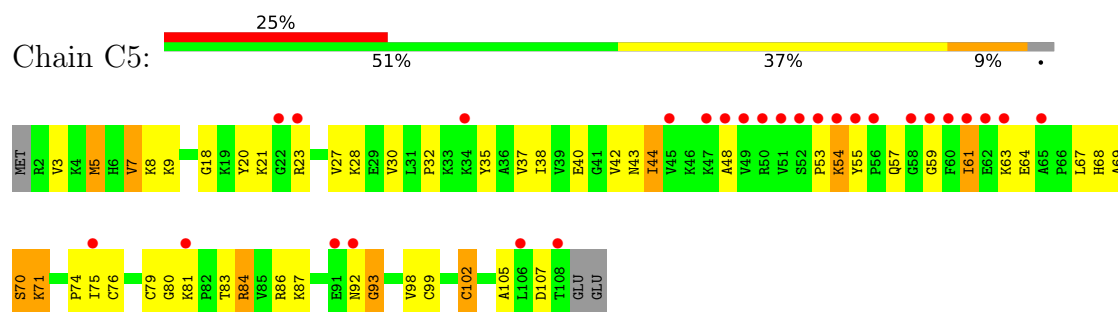
• Molecule 47: 50S ribosomal protein L23



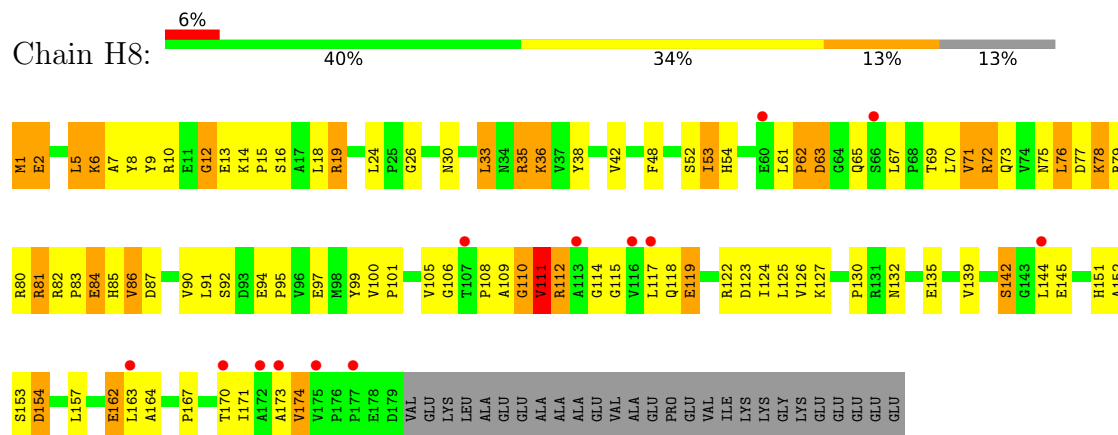
• Molecule 48: 50S ribosomal protein L24



• Molecule 48: 50S ribosomal protein L24

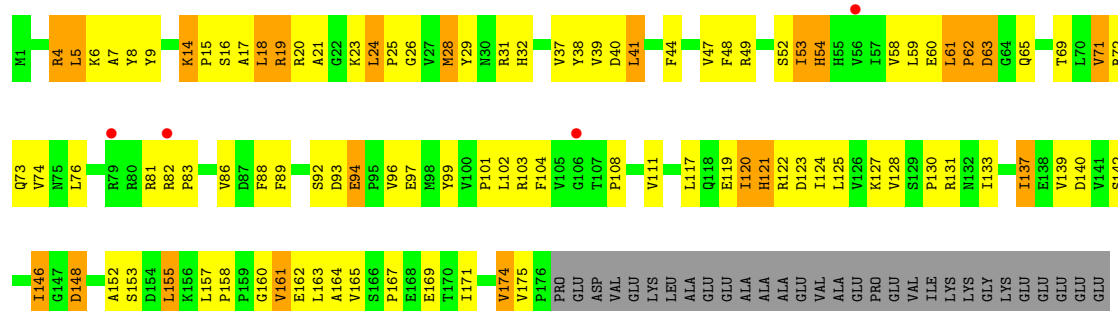


• Molecule 49: 50S ribosomal protein L25



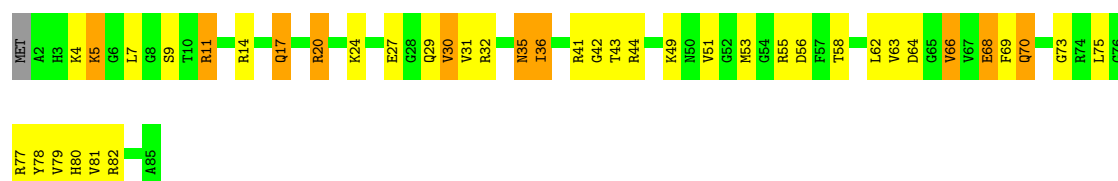
• Molecule 49: 50S ribosomal protein L25





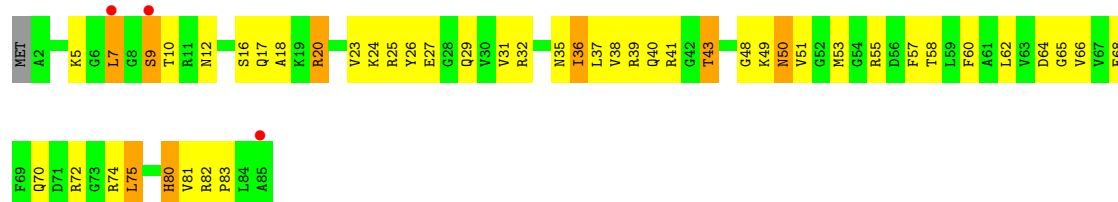
• Molecule 50: 50S ribosomal protein L27

Chain I8: 51% 36% 12%



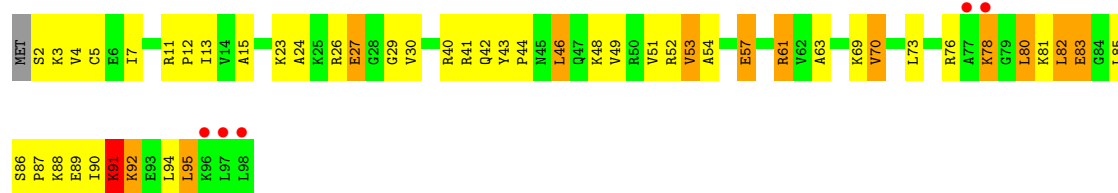
• Molecule 50: 50S ribosomal protein L27

Chain E5: 4% 44% 46% 9%



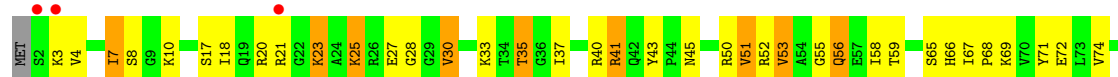
• Molecule 51: 50S ribosomal protein L28

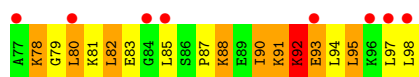
Chain J8: 5% 49% 37% 12%



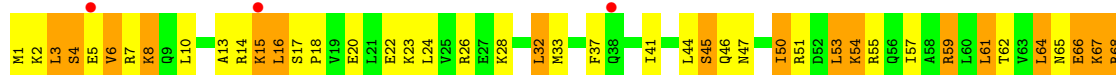
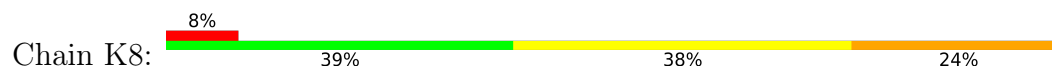
• Molecule 51: 50S ribosomal protein L28

Chain F5: 11% 44% 37% 17%

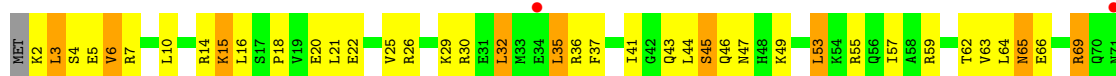





- Molecule 52: 50S ribosomal protein L29



- Molecule 52: 50S ribosomal protein L29



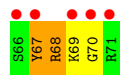
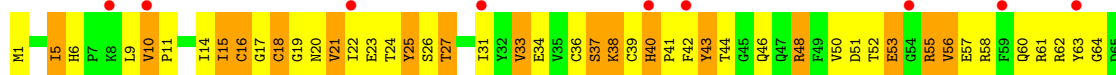
- Molecule 53: 50S ribosomal protein L30



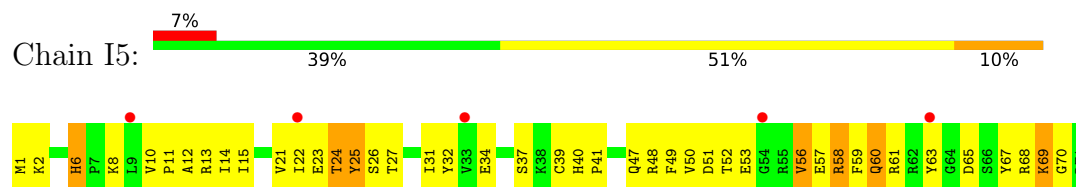
- Molecule 53: 50S ribosomal protein L30



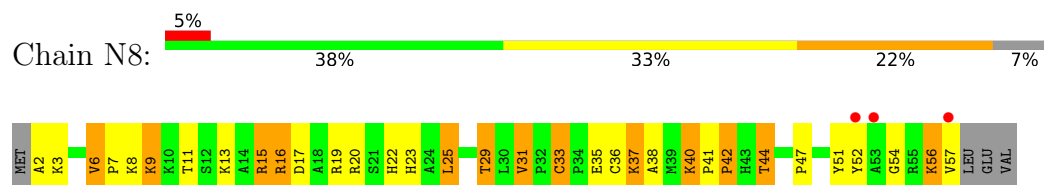
- Molecule 54: 50S ribosomal protein L31



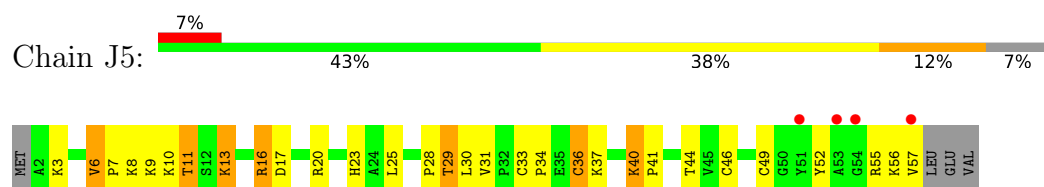
- Molecule 54: 50S ribosomal protein L31



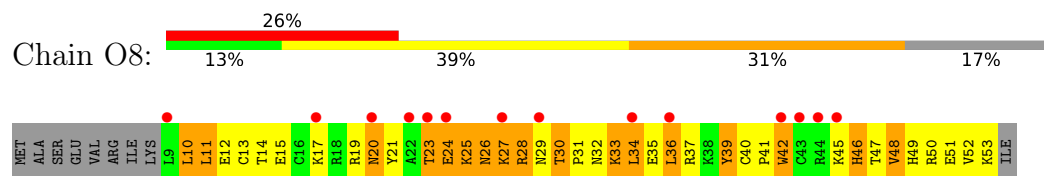
- Molecule 55: 50S ribosomal protein L32



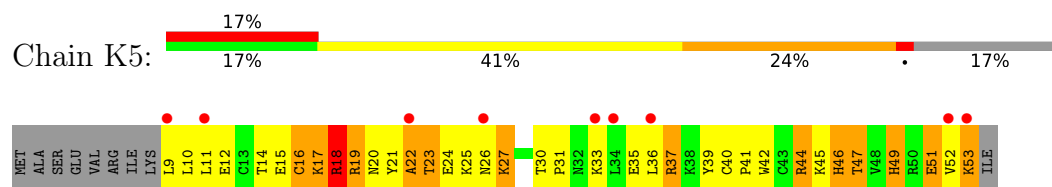
- Molecule 55: 50S ribosomal protein L32



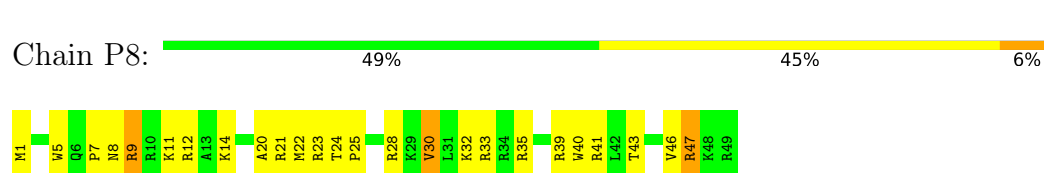
- Molecule 56: 50S ribosomal protein L33



- Molecule 56: 50S ribosomal protein L33

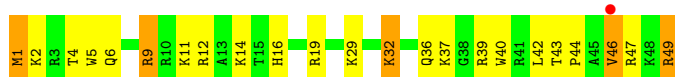


- Molecule 57: 50S ribosomal protein L34

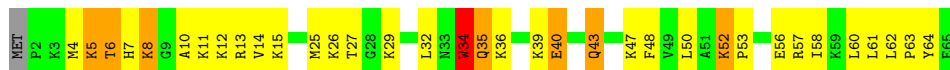


- Molecule 57: 50S ribosomal protein L34





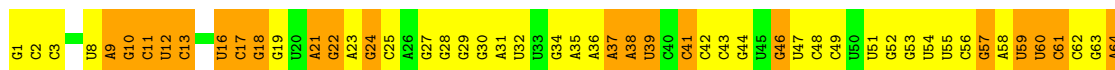
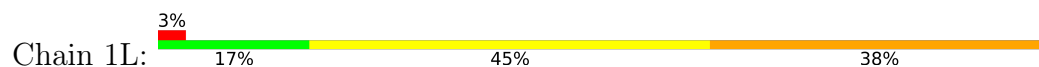
- Molecule 58: 50S ribosomal protein L35



- Molecule 58: 50S ribosomal protein L35



- Molecule 59: E. coli tRNAPhe



- Molecule 60: E. coli tRNAPhe



4 Data and refinement statistics

Property	Value	Source
Space group	P 21 21 21	Depositor
Cell constants a, b, c, α , β , γ	209.46Å 446.20Å 623.05Å 90.00° 90.00° 90.00°	Depositor
Resolution (Å)	223.10 – 3.10 223.10 – 3.10	Depositor EDS
% Data completeness (in resolution range)	99.7 (223.10-3.10) 99.7 (223.10-3.10)	Depositor EDS
R_{merge}	(Not available)	Depositor
R_{sym}	(Not available)	Depositor
$\langle I/\sigma(I) \rangle$ ¹	1.72 (at 3.01Å)	Xtriage
Refinement program	PHENIX 1.13_2998	Depositor
R, R_{free}	0.196 , 0.253 0.197 , 0.253	Depositor DCC
R_{free} test set	34306 reflections (2.99%)	wwPDB-VP
Wilson B-factor (Å ²)	61.5	Xtriage
Anisotropy	0.212	Xtriage
Bulk solvent k_{sol} (e/Å ³), B_{sol} (Å ²)	0.28 , 65.9	EDS
L-test for twinning ²	$\langle L \rangle = 0.43$, $\langle L^2 \rangle = 0.25$	Xtriage
Estimated twinning fraction	No twinning to report.	Xtriage
F_o, F_c correlation	0.94	EDS
Total number of atoms	305753	wwPDB-VP
Average B, all atoms (Å ²)	75.0	wwPDB-VP

Xtriage's analysis on translational NCS is as follows: *The largest off-origin peak in the Patterson function is 1.45% of the height of the origin peak. No significant pseudotranslation is detected.*

¹Intensities estimated from amplitudes.

²Theoretical values of $\langle |L| \rangle$, $\langle L^2 \rangle$ for acentric reflections are 0.5, 0.333 respectively for untwinned datasets, and 0.375, 0.2 for perfectly twinned datasets.

5 Model quality ⓘ

5.1 Standard geometry ⓘ

Bond lengths and bond angles in the following residue types are not validated in this section: 2MG, 5MU, OMG, H2U, MG, 7MG, 5MC, OMU, MIA, 3AU, K, 4SU, SF4, 2MA, MA6, 0TD, PSU, ZN, OMC, 4OC, M2G, UR3

The Z score for a bond length (or angle) is the number of standard deviations the observed value is removed from the expected value. A bond length (or angle) with $|Z| > 5$ is considered an outlier worth inspection. RMSZ is the root-mean-square of all Z scores of the bond lengths (or angles).

Mol	Chain	Bond lengths		Bond angles	
		RMSZ	# Z >5	RMSZ	# Z >5
1	13	0.43	1/36175 (0.0%)	0.66	10/56452 (0.0%)
1	1G	0.38	1/36106 (0.0%)	0.63	6/56346 (0.0%)
2	12	0.31	0/1959	0.64	0/2642
2	1E	0.33	0/1959	0.58	0/2642
3	22	0.31	0/1636	0.59	0/2205
3	2E	0.38	0/1629	0.64	0/2195
4	32	0.41	0/1732	0.61	0/2318
4	3E	0.42	0/1732	0.62	0/2318
5	42	0.39	0/1171	0.60	0/1576
5	4E	0.47	0/1171	0.67	0/1576
6	52	0.40	0/855	0.60	0/1154
6	5E	0.42	0/855	0.61	0/1154
7	62	0.36	0/1275	0.53	0/1709
7	6E	0.39	0/1275	0.55	0/1709
8	72	0.33	0/1135	0.62	0/1527
8	7E	0.43	0/1135	0.66	0/1527
9	82	0.30	0/1022	0.55	0/1371
9	8E	0.34	0/1022	0.60	0/1371
10	1A	0.35	0/814	0.67	0/1095
10	1I	0.37	0/814	0.68	0/1095
11	2A	0.37	0/888	0.60	0/1198
11	2I	0.44	0/879	0.60	0/1187
12	3A	0.44	0/982	0.77	2/1313 (0.2%)
12	3I	0.56	0/982	0.86	0/1313
13	4A	0.32	0/974	0.62	0/1303
13	4I	0.38	0/956	0.67	0/1281
14	5A	0.37	0/500	0.70	0/664
14	5I	0.42	0/500	0.68	0/664
15	6A	0.39	0/744	0.53	0/992
15	6I	0.47	0/744	0.68	0/992
16	7A	0.43	0/721	0.63	0/970

Mol	Chain	Bond lengths		Bond angles	
		RMSZ	# Z >5	RMSZ	# Z >5
16	7I	0.40	0/716	0.67	0/963
17	8A	0.38	0/847	0.64	0/1131
17	8I	0.42	0/847	0.68	0/1131
18	9A	0.44	0/578	0.78	1/768 (0.1%)
18	9I	0.46	0/589	0.79	0/782
19	AA	0.31	0/698	0.60	0/938
19	AI	0.38	0/689	0.77	1/926 (0.1%)
20	BA	0.38	0/778	0.68	1/1028 (0.1%)
20	BI	0.34	0/768	0.66	1/1014 (0.1%)
21	1B	0.33	0/221	0.53	0/288
21	1F	0.35	0/212	0.61	0/277
22	1K	0.35	1/1647 (0.1%)	0.55	0/2565
23	2K	0.51	0/1580	0.71	0/2459
24	3K	0.32	0/1739	0.54	0/2708
24	3L	0.31	0/1739	0.53	0/2708
25	4K	0.38	0/689	0.54	0/1069
25	4L	0.38	0/689	0.58	0/1069
26	5K	0.30	1/1629 (0.1%)	0.49	0/2538
27	14	0.48	0/69120	0.71	20/107900 (0.0%)
27	1H	0.62	0/69453	0.83	39/108417 (0.0%)
28	16	0.49	0/2928	0.73	1/4568 (0.0%)
28	1J	0.38	0/2906	0.64	0/4533
29	7I	0.21	0/1072	0.45	0/1447
29	79	0.23	0/1072	0.47	0/1447
30	11	0.70	0/2165	1.03	4/2919 (0.1%)
30	19	0.57	0/2165	0.89	8/2919 (0.3%)
31	21	0.58	0/1592	0.78	1/2149 (0.0%)
31	29	0.41	0/1592	0.65	0/2149
32	31	0.66	0/1620	0.88	0/2194
32	39	0.48	0/1620	0.75	0/2194
33	41	0.46	0/1498	0.71	1/2016 (0.0%)
33	49	0.32	0/1498	0.64	0/2016
34	51	0.43	0/1362	0.72	2/1841 (0.1%)
34	59	0.29	0/1353	0.59	0/1830
35	61	0.44	0/1146	0.82	0/1551
35	69	0.41	0/1151	0.68	0/1558
36	38	0.33	0/636	0.71	0/847
37	15	0.37	0/1131	0.65	0/1525
37	58	0.65	1/1131 (0.1%)	1.01	6/1525 (0.4%)
38	25	0.46	0/942	0.70	0/1269
38	68	0.62	0/942	0.83	0/1269
39	35	0.50	0/1161	0.94	3/1544 (0.2%)
39	78	0.66	0/1161	1.11	0/1544

Mol	Chain	Bond lengths		Bond angles	
		RMSZ	# Z >5	RMSZ	# Z >5
40	45	0.44	0/1142	0.73	0/1527
40	88	0.61	0/1171	0.90	1/1565 (0.1%)
41	55	0.46	0/981	0.70	0/1312
41	98	0.57	0/981	0.89	2/1312 (0.2%)
42	65	0.41	0/891	0.70	0/1187
42	A8	0.51	0/899	0.85	3/1197 (0.3%)
43	75	0.43	0/1155	0.67	0/1542
43	B8	0.59	0/1155	0.82	0/1542
44	85	0.42	0/981	0.66	0/1306
44	C8	0.63	0/981	0.90	0/1306
45	95	0.47	0/789	0.86	1/1057 (0.1%)
45	D8	0.56	0/789	0.81	0/1057
46	A5	0.51	0/910	0.67	0/1220
46	E8	0.65	0/910	0.88	0/1220
47	B5	0.51	0/756	0.74	0/1014
47	F8	0.65	0/761	0.93	2/1021 (0.2%)
48	C5	0.45	0/788	0.81	0/1059
48	G8	0.51	0/838	0.85	0/1121
49	D5	0.30	0/1435	0.60	0/1947
49	H8	0.42	0/1460	0.68	0/1982
50	E5	0.43	0/666	0.74	0/888
50	I8	0.71	0/670	0.96	0/892
51	F5	0.51	0/769	0.83	0/1022
51	J8	0.65	0/769	0.86	0/1022
52	G5	0.47	0/592	0.69	0/784
52	K8	0.59	0/600	0.75	0/794
53	H5	0.36	0/473	0.63	0/635
53	L8	0.53	0/473	0.76	0/635
54	I5	0.33	0/593	0.72	0/795
54	M8	0.42	0/593	0.77	0/795
55	J5	0.47	0/448	0.76	0/606
55	N8	0.53	0/448	0.81	0/606
56	K5	0.49	0/396	0.89	1/529 (0.2%)
56	O8	0.57	0/396	0.95	0/529
57	L5	0.59	0/437	0.76	0/575
57	P8	0.77	0/427	0.90	0/564
58	M5	0.51	0/514	0.88	0/679
58	Q8	0.65	0/514	0.94	0/679
59	1L	0.25	0/1717	0.48	0/2674
60	2L	0.39	0/1602	0.61	0/2493
All	All	0.49	5/326284 (0.0%)	0.73	117/488082 (0.0%)

Chiral center outliers are detected by calculating the chiral volume of a chiral center and verifying if

the center is modelled as a planar moiety or with the opposite hand. A planarity outlier is detected by checking planarity of atoms in a peptide group, atoms in a mainchain group or atoms of a sidechain that are expected to be planar.

Mol	Chain	#Chirality outliers	#Planarity outliers
2	12	0	2
3	22	0	1
3	2E	0	1
5	4E	0	1
9	82	0	1
12	3A	0	2
12	3I	0	3
13	4A	0	1
13	4I	0	1
14	5I	0	1
19	AA	0	2
19	AI	0	1
20	BI	0	1
30	11	0	1
30	19	0	2
32	31	0	3
32	39	0	2
33	41	0	2
34	51	0	2
34	59	0	1
35	61	0	4
36	38	0	3
37	58	0	2
39	35	0	4
39	78	0	10
40	45	0	2
40	88	0	2
41	55	0	1
41	98	0	1
42	A8	0	2
43	75	0	3
43	B8	0	1
44	85	0	1
44	C8	0	2
45	95	0	3
45	D8	0	3
46	E8	0	1
48	C5	0	5
48	G8	0	4
49	D5	0	1

Continued on next page...

Continued from previous page...

Mol	Chain	#Chirality outliers	#Planarity outliers
49	H8	0	3
50	E5	0	1
50	I8	0	1
51	F5	0	2
51	J8	0	1
52	G5	0	1
52	K8	0	1
54	M8	0	1
56	K5	0	3
56	O8	0	1
58	M5	0	3
58	Q8	0	1
All	All	0	105

All (5) bond length outliers are listed below:

Mol	Chain	Res	Type	Atoms	Z	Observed(Å)	Ideal(Å)
37	58	136	GLU	CA-C	7.49	1.56	1.52
1	13	1498	UR3	O3'-P	5.93	1.62	1.56
1	1G	1498	UR3	O3'-P	5.65	1.61	1.56
22	1K	8	4SU	O3'-P	5.13	1.61	1.56
26	5K	8	4SU	O3'-P	5.11	1.61	1.56

All (117) bond angle outliers are listed below:

Mol	Chain	Res	Type	Atoms	Z	Observed(°)	Ideal(°)
27	1H	2150	G	OP1-P-OP2	-13.82	78.15	119.60
27	1H	2150	G	O5'-P-OP2	-11.41	73.78	108.00
27	1H	2149	A	OP2-P-O3'	10.70	140.09	108.00
27	1H	2149	A	OP1-P-O3'	-9.79	78.64	108.00
27	1H	2015	G	C2'-C3'-O3'	8.49	122.24	109.50
27	14	1992	G	C2'-C3'-O3'	8.24	121.87	109.50
27	1H	538	G	O4'-C1'-N9	7.59	119.58	108.20
27	1H	2694	C	C2'-C3'-O3'	7.32	120.48	109.50
27	14	2439	A	C2'-C3'-O3'	7.07	120.10	109.50
27	1H	1701	G	C2'-C3'-O3'	7.05	120.07	109.50
27	14	587	C	C4'-C3'-O3'	6.74	119.51	109.40
12	3A	61	TYR	CA-C-N	6.68	134.30	121.54
12	3A	61	TYR	C-N-CA	6.68	134.30	121.54
30	19	46	GLN	CA-C-N	-6.65	108.38	121.41
30	19	46	GLN	C-N-CA	-6.65	108.38	121.41
27	1H	1700	A	C4'-C3'-O3'	6.64	122.96	113.00

Continued on next page...

Continued from previous page...

Mol	Chain	Res	Type	Atoms	Z	Observed(°)	Ideal(°)
30	19	196	VAL	CA-C-N	-6.62	111.25	121.45
30	19	196	VAL	C-N-CA	-6.62	111.25	121.45
30	11	240	ALA	N-CA-C	6.61	124.42	109.81
27	1H	1818	A	N9-C1'-C2'	6.59	123.89	114.00
27	1H	2452	A	C2'-C3'-O3'	6.57	119.36	109.50
27	14	603	A	C2'-C3'-O3'	6.53	119.29	109.50
20	BA	6	PRO	N-CA-CB	6.47	110.82	102.86
27	14	945	A	N9-C1'-C2'	6.40	123.60	114.00
27	1H	2150	G	O5'-P-OP1	6.31	126.93	108.00
27	1H	1831	G	C2'-C3'-O3'	6.30	118.95	109.50
27	1H	1344	C	OP2-P-O3'	-6.24	89.29	108.00
47	F8	51	VAL	CA-C-N	-6.20	115.17	122.36
47	F8	51	VAL	C-N-CA	-6.20	115.17	122.36
27	14	2447	G	P-O3'-C3'	6.19	129.49	120.20
1	13	530	G	C2'-C3'-O3'	6.18	118.77	109.50
27	14	603	A	P-O3'-C3'	6.16	129.45	120.20
1	13	1498	UR3	P-O3'-C3'	6.15	127.08	119.70
27	14	1955	U	P-O3'-C3'	6.13	129.40	120.20
28	16	66	A	C2'-C3'-O3'	6.08	118.62	109.50
30	11	46	GLN	CA-C-N	-6.06	109.54	121.41
30	11	46	GLN	C-N-CA	-6.06	109.54	121.41
27	1H	2320	G	O4'-C1'-N9	6.05	117.28	108.20
27	1H	2415	C	C4'-C3'-O3'	6.04	122.06	113.00
20	BI	6	PRO	N-CA-CB	6.02	109.62	103.00
34	51	85	LYS	CA-C-N	5.95	132.91	121.54
34	51	85	LYS	C-N-CA	5.95	132.91	121.54
37	58	135	PRO	CA-C-N	-5.95	113.75	121.79
37	58	135	PRO	C-N-CA	-5.95	113.75	121.79
1	1G	1498	UR3	P-O3'-C3'	5.94	126.83	119.70
41	98	3	HIS	CA-C-N	-5.94	112.65	123.34
41	98	3	HIS	C-N-CA	-5.94	112.65	123.34
19	AI	13	ASP	N-CA-C	-5.89	106.44	113.21
27	1H	1990	C	OP1-P-O3'	-5.89	90.33	108.00
56	K5	22	ALA	N-CA-C	5.87	117.62	107.93
27	1H	255	A	O4'-C1'-N9	5.87	117.31	108.50
42	A8	110	LEU	CA-CB-CG	5.87	136.83	116.30
27	1H	2439	A	P-O3'-C3'	5.86	128.99	120.20
18	9A	25	THR	N-CA-C	-5.82	106.22	113.15
27	1H	894	C	P-O3'-C3'	5.82	128.93	120.20
1	13	812	C	P-O3'-C3'	5.75	128.83	120.20
39	35	46	LYS	CA-C-N	-5.75	107.77	121.80
39	35	46	LYS	C-N-CA	-5.75	107.77	121.80

Continued on next page...

Continued from previous page...

Mol	Chain	Res	Type	Atoms	Z	Observed(°)	Ideal(°)
1	1G	190	G	N9-C1'-C2'	5.74	120.60	112.00
27	1H	255	A	N9-C1'-C2'	5.71	120.56	112.00
27	1H	2149	A	O3'-P-O5'	-5.70	95.45	104.00
27	1H	1851	A	C4'-C3'-O3'	5.64	117.87	109.40
1	1G	328	C	P-O3'-C3'	5.62	128.63	120.20
27	14	2447	G	C4'-C3'-O3'	5.61	117.82	109.40
27	1H	2439	A	O3'-P-O5'	-5.60	95.59	104.00
27	1H	1700	A	P-O3'-C3'	5.56	128.54	120.20
27	1H	1475	C	O5'-P-OP2	5.54	124.61	108.00
27	14	49	A	C4'-C3'-O3'	5.53	117.69	109.40
27	1H	1746	A	N9-C1'-C2'	5.49	122.24	114.00
27	14	2725	A	C4'-C3'-O3'	5.49	117.64	109.40
27	1H	2015	G	P-O3'-C3'	5.49	128.44	120.20
40	88	104	PHE	N-CA-C	5.48	122.48	110.80
33	41	82	LEU	N-CA-C	5.47	117.32	110.91
1	13	1200	C	P-O3'-C3'	5.47	128.40	120.20
27	14	1653	G	C2'-C3'-O3'	5.46	117.69	109.50
1	13	189	U	C2'-C3'-O3'	5.46	117.68	109.50
27	14	2447	G	C2'-C3'-O3'	5.45	117.68	109.50
37	58	96	GLU	CA-C-N	5.44	131.93	121.54
37	58	96	GLU	C-N-CA	5.44	131.93	121.54
27	1H	2083	A	C4'-C3'-O3'	5.44	117.56	109.40
27	1H	1922	G	O3'-P-O5'	-5.41	95.88	104.00
1	13	1503	A	C2'-C3'-O3'	5.41	117.61	109.50
37	58	136	GLU	CA-C-N	5.41	131.87	121.54
37	58	136	GLU	C-N-CA	5.41	131.87	121.54
30	11	239	ARG	N-CA-C	5.36	122.22	110.80
27	1H	991	A	C6-C5-N7	-5.33	116.32	132.30
27	14	2307	G	O4'-C1'-N9	5.33	116.49	108.50
1	1G	328	C	C2'-C3'-O3'	5.32	117.48	109.50
27	1H	1256	A	C4'-C3'-O3'	5.31	117.37	109.40
27	1H	1069	G	C2'-C3'-O3'	5.31	117.46	109.50
27	1H	1742	C	P-O3'-C3'	5.29	128.13	120.20
30	19	68	LYS	CA-C-N	-5.27	113.71	122.08
30	19	68	LYS	C-N-CA	-5.27	113.71	122.08
31	21	136	ARG	NE-CZ-NH1	-5.26	116.24	121.50
27	1H	255	A	C4'-C3'-O3'	-5.26	105.12	113.00
27	14	1652	A	C4'-C3'-O3'	5.20	120.79	113.00
30	19	36	PRO	CA-C-N	-5.18	113.62	122.33
30	19	36	PRO	C-N-CA	-5.18	113.62	122.33
27	14	2725	A	P-O3'-C3'	5.18	127.97	120.20
27	14	1899	G	C8-N9-C1'	5.15	142.44	127.00

Continued on next page...

Continued from previous page...

Mol	Chain	Res	Type	Atoms	Z	Observed(°)	Ideal(°)
39	35	138	LEU	CA-CB-CG	5.15	134.31	116.30
27	14	49	A	P-O3'-C3'	5.14	127.91	120.20
27	1H	1344	C	OP1-P-O3'	5.13	123.39	108.00
45	95	80	GLN	N-CA-C	5.12	115.92	108.14
42	A8	110	LEU	CA-C-N	5.10	131.28	121.54
42	A8	110	LEU	C-N-CA	5.10	131.28	121.54
1	1G	913	A	C2'-C3'-O3'	5.10	117.15	109.50
27	14	205	G	C4'-C3'-O3'	5.08	117.02	109.40
1	13	189	U	P-O3'-C3'	5.08	127.81	120.20
27	14	1786	A	N9-C1'-C2'	5.07	121.60	114.00
1	13	812	C	C4'-C3'-O3'	5.05	116.97	109.40
1	13	1125	U	P-O3'-C3'	5.03	127.75	120.20
1	1G	1347	G	C2'-C3'-O3'	5.03	117.05	109.50
27	1H	1663	A	O4'-C1'-N9	5.03	115.75	108.20
27	1H	255	A	P-O3'-C3'	5.03	127.74	120.20
1	13	913	A	C2'-C3'-O3'	5.01	117.01	109.50
27	1H	1415	G	O5'-C5'-C4'	-5.00	104.00	111.50

There are no chirality outliers.

All (105) planarity outliers are listed below:

Mol	Chain	Res	Type	Group
30	11	197	GLY	Peptide
2	12	153	ARG	Peptide
2	12	72	GLY	Peptide
30	19	197	GLY	Peptide
30	19	238	GLY	Peptide
3	22	166	GLU	Peptide
3	2E	11	ARG	Peptide
32	31	132	VAL	Peptide
32	31	47	GLY	Peptide
32	31	65	TRP	Peptide
39	35	109	GLY	Peptide
39	35	35	HIS	Peptide
39	35	65	ARG	Peptide
39	35	70	GLN	Peptide
36	38	107	VAL	Peptide
36	38	35	LYS	Peptide
36	38	38	HIS	Peptide
32	39	198	ALA	Peptide
32	39	6	VAL	Peptide
12	3A	101	VAL	Peptide

Continued on next page...

Continued from previous page...

Mol	Chain	Res	Type	Group
12	3A	44	LYS	Peptide
12	3I	101	VAL	Peptide
12	3I	115	SER	Peptide
12	3I	44	LYS	Peptide
33	41	80	PHE	Peptide
33	41	85	GLY	Peptide
40	45	103	MET	Peptide
40	45	58	PHE	Peptide
13	4A	105	THR	Peptide
5	4E	20	GLN	Peptide
13	4I	100	GLY	Peptide
34	51	126	PRO	Peptide
34	51	172	LYS	Peptide
41	55	106	GLY	Peptide
37	58	129	PRO	Peptide
37	58	96	GLU	Peptide
34	59	11	VAL	Peptide
14	5I	13	THR	Peptide
35	61	11	ASN	Peptide
35	61	114	LEU	Peptide
35	61	133	HIS	Peptide
35	61	134	PRO	Peptide
43	75	124	ASP	Peptide
43	75	125	ARG	Peptide
43	75	58	ASN	Peptide
39	78	11	GLY	Peptide
39	78	115	LEU	Peptide
39	78	15	ARG	Peptide
39	78	24	GLY	Peptide
39	78	37	GLY	Peptide
39	78	55	ARG	Peptide
39	78	56	SER	Peptide
39	78	65	ARG	Peptide
39	78	9	ASN	Peptide
39	78	98	GLU	Peptide
9	82	53	VAL	Peptide
44	85	90	VAL	Peptide
40	88	139	GLU	Peptide
40	88	89	ASN	Peptide
45	95	43	GLU	Peptide
45	95	49	THR	Peptide
45	95	86	GLY	Peptide

Continued on next page...

Continued from previous page...

Mol	Chain	Res	Type	Group
41	98	2	ARG	Peptide
42	A8	106	ARG	Peptide
42	A8	2	ALA	Peptide
19	AA	41	VAL	Peptide
19	AA	9	VAL	Peptide
19	AI	41	VAL	Peptide
43	B8	58	ASN	Peptide
20	BI	95	ALA	Peptide
48	C5	3	VAL	Peptide
48	C5	53	PRO	Peptide
48	C5	54	LYS	Peptide
48	C5	92	ASN	Peptide
48	C5	93	GLY	Peptide
44	C8	95	LEU	Peptide
44	C8	96	ALA	Peptide
49	D5	62	PRO	Peptide
45	D8	43	GLU	Peptide
45	D8	44	LYS	Peptide
45	D8	49	THR	Peptide
50	E5	9	SER	Peptide
46	E8	64	MET	Peptide
51	F5	53	VAL	Peptide
51	F5	92	LYS	Peptide
52	G5	15	LYS	Peptide
48	G8	3	VAL	Peptide
48	G8	53	PRO	Peptide
48	G8	54	LYS	Peptide
48	G8	89	PHE	Peptide
49	H8	110	GLY	Peptide
49	H8	12	GLY	Peptide
49	H8	62	PRO	Peptide
50	I8	9	SER	Peptide
51	J8	53	VAL	Peptide
56	K5	18	ARG	Peptide
56	K5	22	ALA	Peptide
56	K5	23	THR	Peptide
52	K8	15	LYS	Peptide
58	M5	27	THR	Peptide
58	M5	34	TRP	Peptide
58	M5	35	GLN	Peptide
54	M8	40	HIS	Peptide
56	O8	28	ARG	Peptide

Continued on next page...

Continued from previous page...

Mol	Chain	Res	Type	Group
58	Q8	34	TRP	Peptide

5.2 Too-close contacts ⓘ

In the following table, the Non-H and H(model) columns list the number of non-hydrogen atoms and hydrogen atoms in the chain respectively. The H(added) column lists the number of hydrogen atoms added and optimized by MolProbity. The Clashes column lists the number of clashes within the asymmetric unit, whereas Symm-Clashes lists symmetry-related clashes.

Mol	Chain	Non-H	H(model)	H(added)	Clashes	Symm-Clashes
1	13	32589	0	16470	903	0
1	1G	32526	0	16442	934	0
2	12	1924	0	1975	106	0
2	1E	1924	0	1975	97	0
3	22	1612	0	1677	95	0
3	2E	1605	0	1668	62	0
4	32	1702	0	1762	71	0
4	3E	1702	0	1764	96	0
5	42	1155	0	1212	55	0
5	4E	1155	0	1213	43	0
6	52	842	0	857	34	0
6	5E	842	0	857	35	0
7	62	1256	0	1296	52	0
7	6E	1256	0	1296	56	0
8	72	1115	0	1177	53	0
8	7E	1115	0	1177	55	0
9	82	1004	0	1032	80	0
9	8E	1004	0	1032	57	0
10	1A	801	0	849	61	0
10	1I	801	0	849	47	0
11	2A	873	0	894	44	0
11	2I	864	0	881	35	0
12	3A	977	0	1064	52	0
12	3I	977	0	1061	41	0
13	4A	964	0	1034	61	0
13	4I	946	0	1008	75	0
14	5A	491	0	530	52	0
14	5I	491	0	529	36	0
15	6A	733	0	771	26	0
15	6I	733	0	771	30	0
16	7A	705	0	725	39	0
16	7I	700	0	720	55	0

Continued on next page...

Continued from previous page...

Mol	Chain	Non-H	H(model)	H(added)	Clashes	Symm-Clashes
17	8A	834	0	904	56	0
17	8I	834	0	904	38	0
18	9A	573	0	644	29	0
18	9I	584	0	657	32	0
19	AA	684	0	707	64	0
19	AI	674	0	699	34	0
20	BA	776	0	856	53	0
20	BI	766	0	854	45	0
21	1B	217	0	234	14	0
21	1F	208	0	221	14	0
22	1K	1628	0	839	53	0
23	2K	1635	0	850	33	0
24	3K	1626	0	832	72	0
24	3L	1626	0	834	49	0
25	4K	621	0	311	15	0
25	4L	621	0	311	20	0
26	5K	1627	0	840	34	1
27	14	61946	0	31226	1525	0
27	1H	62245	0	31354	1497	1
28	16	2617	0	1327	64	0
28	1J	2598	0	1316	81	0
29	71	1049	0	1071	63	0
29	79	1049	0	1071	59	0
30	11	2115	0	2195	116	0
30	19	2115	0	2195	98	0
31	21	1559	0	1618	77	0
31	29	1559	0	1618	92	0
32	31	1585	0	1632	93	0
32	39	1585	0	1632	92	0
33	41	1473	0	1535	78	0
33	49	1473	0	1535	75	0
34	51	1336	0	1418	73	0
34	59	1327	0	1405	75	0
35	61	1131	0	1218	73	0
35	69	1136	0	1223	61	0
36	38	635	0	677	25	0
37	15	1104	0	1180	47	0
37	58	1104	0	1180	62	0
38	25	932	0	996	55	0
38	68	932	0	996	50	0
39	35	1144	0	1228	87	0
39	78	1144	0	1228	117	0

Continued on next page...

Continued from previous page...

Mol	Chain	Non-H	H(model)	H(added)	Clashes	Symm-Clashes
40	45	1121	0	1179	76	0
40	88	1150	0	1209	90	0
41	55	967	0	1033	63	0
41	98	967	0	1033	63	0
42	65	881	0	943	63	0
42	A8	889	0	955	67	0
43	75	1141	0	1202	66	0
43	B8	1141	0	1202	67	0
44	85	963	0	1022	66	0
44	C8	963	0	1022	62	0
45	95	778	0	852	66	0
45	D8	778	0	852	40	0
46	A5	899	0	964	34	0
46	E8	899	0	964	36	0
47	B5	742	0	803	40	0
47	F8	747	0	805	37	0
48	C5	776	0	820	30	0
48	G8	825	0	898	42	0
49	D5	1404	0	1437	76	0
49	H8	1428	0	1454	75	0
50	E5	657	0	677	41	0
50	I8	661	0	688	38	0
51	F5	762	0	848	41	0
51	J8	762	0	848	41	0
52	G5	590	0	643	36	0
52	K8	598	0	655	36	0
53	H5	468	0	518	31	0
53	L8	468	0	518	16	0
54	I5	580	0	577	42	0
54	M8	580	0	577	51	0
55	J5	434	0	454	25	0
55	N8	434	0	454	30	0
56	K5	389	0	404	32	0
56	O8	389	0	404	33	0
57	L5	429	0	480	16	0
57	P8	419	0	458	18	0
58	M5	506	0	567	53	0
58	Q8	506	0	567	35	0
59	1L	1627	0	836	63	0
60	2L	1635	0	847	34	0
61	11	1	0	0	0	0
61	13	51	0	0	0	0

Continued on next page...

Continued from previous page...

Mol	Chain	Non-H	H(model)	H(added)	Clashes	Symm-Clashes
61	14	106	0	0	0	0
61	16	3	0	0	0	0
61	19	1	0	0	0	0
61	1G	36	0	0	0	0
61	1H	145	0	0	0	0
61	1J	1	0	0	0	0
61	1K	1	0	0	0	0
61	2I	1	0	0	0	0
61	29	1	0	0	0	0
61	2A	1	0	0	0	0
61	2K	3	0	0	0	0
61	3I	2	0	0	0	0
61	32	1	0	0	0	0
61	39	2	0	0	0	0
61	4I	1	0	0	0	0
61	45	1	0	0	0	0
61	49	1	0	0	0	0
61	4A	1	0	0	0	0
61	4I	1	0	0	0	0
61	52	1	0	0	0	0
61	5A	1	0	0	0	0
61	5E	1	0	0	0	0
61	88	1	0	0	0	0
61	BA	1	0	0	0	0
61	BI	1	0	0	0	0
62	1I	1	0	0	0	0
62	13	120	0	0	0	0
62	14	295	0	0	0	0
62	16	12	0	0	0	0
62	1G	102	0	0	0	0
62	1H	439	0	0	0	0
62	1J	4	0	0	0	0
62	2I	2	0	0	0	0
62	29	2	0	0	0	0
62	2K	2	0	0	0	0
62	2L	3	0	0	0	0
62	3I	1	0	0	0	0
62	32	1	0	0	0	0
62	39	1	0	0	0	0
62	3E	1	0	0	0	0
62	4I	1	0	0	0	0
62	42	1	0	0	0	0

Continued on next page...

Continued from previous page...

Mol	Chain	Non-H	H(model)	H(added)	Clashes	Symm-Clashes
62	4L	1	0	0	0	0
62	6E	1	0	0	0	0
62	78	2	0	0	0	0
62	7I	1	0	0	0	0
62	C8	1	0	0	0	0
62	F8	1	0	0	0	0
62	I8	1	0	0	0	0
62	J8	1	0	0	0	0
62	L8	1	0	0	0	0
62	M5	2	0	0	0	0
62	N8	1	0	0	0	0
62	O8	1	0	0	0	0
62	P8	1	0	0	0	0
62	Q8	2	0	0	0	0
63	32	8	0	0	1	0
63	3E	8	0	0	3	0
64	5A	1	0	0	0	0
64	5I	1	0	0	0	0
65	11	11	0	0	1	0
65	13	233	0	0	31	0
65	14	602	0	0	67	0
65	16	26	0	0	4	0
65	19	12	0	0	2	0
65	1F	3	0	0	0	0
65	1G	194	0	0	21	0
65	1H	1009	0	0	134	0
65	1J	5	0	0	1	0
65	21	10	0	0	0	0
65	29	7	0	0	0	0
65	2K	8	0	0	1	0
65	31	10	0	0	0	0
65	32	4	0	0	1	0
65	35	7	0	0	1	0
65	39	2	0	0	0	0
65	3A	2	0	0	0	0
65	3E	2	0	0	0	0
65	3I	3	0	0	0	0
65	3K	1	0	0	0	0
65	4E	1	0	0	0	0
65	4I	1	0	0	0	0
65	4K	2	0	0	0	0
65	4L	4	0	0	0	0

Continued on next page...

Continued from previous page...

Mol	Chain	Non-H	H(model)	H(added)	Clashes	Symm-Clashes
65	5A	1	0	0	0	0
65	5I	1	0	0	0	0
65	75	2	0	0	1	0
65	78	9	0	0	1	0
65	7I	1	0	0	0	0
65	82	1	0	0	0	0
65	88	1	0	0	0	0
65	A8	2	0	0	1	0
65	B8	2	0	0	0	0
65	BI	1	0	0	0	0
65	C5	1	0	0	0	0
65	D8	1	0	0	0	0
65	E5	1	0	0	0	0
65	F8	1	0	0	0	0
65	H5	2	0	0	0	0
65	I8	2	0	0	0	0
65	L5	1	0	0	0	0
65	L8	2	0	0	0	0
65	M5	6	0	0	1	0
65	P8	1	0	0	0	0
65	Q8	1	0	0	0	0
All	All	305753	0	204808	9487	1

The all-atom clashscore is defined as the number of clashes found per 1000 atoms (including hydrogen atoms). The all-atom clashscore for this structure is 19.

All (9487) close contacts within the same asymmetric unit are listed below, sorted by their clash magnitude.

Atom-1	Atom-2	Interatomic distance (Å)	Clash overlap (Å)
27:14:1780:A:OP1	65:14:3511:HOH:O	1.75	1.02
27:14:676:A:H8	27:14:2069:G:H21	1.08	1.02
27:1H:1066:U:HO2'	27:1H:1068:A:H2	1.07	1.00
27:14:249:C:OP1	65:14:3512:HOH:O	1.80	1.00
1:13:1422:G:H5''	38:68:48:PRO:HB3	1.43	0.99
1:1G:1142:G:H3'	1:1G:1143:G:H8	1.27	0.98
27:14:1225:C:O3'	45:95:85:LYS:HB2	1.61	0.98
34:51:86:GLU:HG3	34:51:165:ALA:H	1.30	0.97
41:98:72:ASP:HB3	41:98:75:LEU:HD12	1.47	0.97
27:14:1496:A:H8	27:14:1577:C:HO2'	1.01	0.96
42:65:59:LYS:HD3	42:65:60:GLY:H	1.28	0.96
27:1H:826:G:O6	65:1H:3613:HOH:O	1.84	0.95

Continued on next page...

Continued from previous page...

Atom-1	Atom-2	Interatomic distance (Å)	Clash overlap (Å)
27:1H:724:A:H8	27:1H:2092:G:H21	1.13	0.95
27:14:84:A:N6	27:14:102:G:O2'	1.99	0.95
27:1H:2601:G:OP2	65:1H:3614:HOH:O	1.85	0.94
1:1G:448:A:OP2	1:1G:485:G:N2	2.00	0.94
27:14:517:C:OP1	55:J5:16:ARG:NH2	2.00	0.94
27:14:2513:G:O2'	31:29:151:TYR:OH	1.85	0.94
27:1H:2482:A:H2	27:1H:2494:G:H21	1.16	0.93
14:5A:12:ARG:HG2	14:5A:14:PRO:HD3	1.50	0.93
41:55:34:ILE:HG22	41:55:114:VAL:HB	1.49	0.93
27:1H:928:G:H22	27:1H:944:C:H42	1.08	0.93
27:1H:991:A:OP2	65:1H:3615:HOH:O	1.87	0.93
27:1H:2798:C:H1'	31:21:37:ARG:HH12	1.34	0.93
27:14:1771:C:HO2'	27:14:1786:A:H8	1.00	0.93
22:1K:74:C:H1'	22:1K:75:C:H5'	1.51	0.92
27:14:611:C:H2'	27:14:612:G:H5''	1.51	0.92
1:1G:376:G:H5''	16:7A:5:ARG:HB2	1.52	0.91
46:A5:4:LYS:HB3	46:A5:106:ILE:HG22	1.52	0.91
54:M8:16:CYS:SG	54:M8:17:GLY:N	2.42	0.91
27:14:1016:G:H1	27:14:1146:C:H42	1.18	0.91
27:1H:631:U:H3	27:1H:647:A:H2	1.13	0.91
27:14:2747:G:H21	27:14:2757:A:H62	1.19	0.91
53:H5:39:ASP:O	53:H5:44:ARG:NH2	2.03	0.91
30:11:10:THR:HG23	30:11:13:ARG:HB2	1.54	0.90
14:5A:29:ARG:HG2	14:5A:40:CYS:HB2	1.53	0.90
27:14:67:U:H3	27:14:74:A:H2	1.16	0.90
27:14:2261:C:OP1	50:E5:17:GLN:NE2	2.04	0.90
30:19:17:THR:HG22	30:19:205:VAL:H	1.35	0.90
27:1H:808:G:OP1	65:1H:3616:HOH:O	1.89	0.90
7:6E:111:ARG:NH1	7:6E:113:GLU:OE2	2.05	0.90
27:14:994:C:OP1	44:85:53:ARG:NH2	2.04	0.90
1:13:992:U:H3	1:13:1044:A:H62	1.19	0.90
1:13:1086:U:H3	1:13:1099:G:H22	1.10	0.90
27:1H:2392:G:O2'	42:A8:17:ARG:NH1	2.03	0.89
27:1H:2461:A:N1	65:1H:3649:HOH:O	2.06	0.89
39:78:47:ASP:OD2	39:78:50:ARG:NH2	2.05	0.89
50:E5:40:GLN:HE21	50:E5:57:PHE:HB3	1.37	0.89
27:14:1980:G:O2'	27:14:1982:C:OP2	1.90	0.89
1:13:951:G:OP1	65:13:1806:HOH:O	1.91	0.89
27:1H:2228:G:H3'	27:1H:2229:G:C8	2.08	0.89
27:14:662:G:H5'	39:35:15:ARG:HA	1.51	0.89
35:69:4:ILE:HG12	35:69:18:VAL:HG22	1.52	0.89

Continued on next page...

Continued from previous page...

Atom-1	Atom-2	Interatomic distance (Å)	Clash overlap (Å)
27:1H:2047:G:O6	65:1H:3617:HOH:O	1.91	0.88
41:98:79:LEU:HA	41:98:83:ILE:HG13	1.51	0.88
1:1G:1106:G:H5''	3:22:172:ARG:HG2	1.56	0.88
38:25:2:ILE:HD12	38:25:6:THR:HG21	1.53	0.88
1:13:861:G:OP2	65:13:1807:HOH:O	1.91	0.88
27:1H:122:G:N7	65:1H:3650:HOH:O	2.06	0.88
27:14:511:U:OP2	65:14:3514:HOH:O	1.92	0.88
41:55:97:VAL:HG22	41:55:114:VAL:HG22	1.55	0.88
27:1H:1803:C:HO2'	27:1H:1818:A:H8	0.91	0.88
50:I8:32:ARG:O	50:I8:35:ASN:ND2	2.06	0.88
40:88:68:ILE:HD13	40:88:103:MET:HE2	1.56	0.88
27:14:511:U:OP2	65:14:3513:HOH:O	1.91	0.87
27:1H:137:G:N2	47:F8:44:GLU:OE2	2.06	0.87
27:1H:1737:A:H62	27:1H:1746:A:H2	1.22	0.87
53:H5:41:PRO:HA	53:H5:44:ARG:HH12	1.39	0.87
47:B5:40:LYS:HG3	47:B5:51:VAL:HB	1.54	0.87
49:H8:110:GLY:HA2	49:H8:145:GLU:HA	1.57	0.87
1:1G:1502:A:H2	1:1G:1505:G:H1	1.22	0.87
39:35:71:VAL:HG13	39:35:72:PRO:HD3	1.56	0.87
27:1H:811:G:OP1	65:1H:3618:HOH:O	1.93	0.87
28:1J:101:A:N7	65:1J:301:HOH:O	2.08	0.87
27:14:31:C:OP1	65:14:3515:HOH:O	1.93	0.87
27:14:443:A:H3'	32:39:45:ARG:HH12	1.39	0.87
27:14:2178:C:HO2'	29:79:168:THR:HG1	1.17	0.87
27:1H:66:U:H3	27:1H:73:A:H2	1.22	0.86
11:2A:41:THR:HG21	11:2A:71:LYS:HB2	1.57	0.86
27:1H:928:G:H22	27:1H:944:C:N4	1.72	0.86
1:13:511:C:OP2	4:3E:49:ARG:NH2	2.09	0.86
27:1H:2187:C:OP2	27:1H:2189:G:N2	2.07	0.86
1:1G:660:G:H1	1:1G:745:C:H42	1.24	0.86
1:1G:1538:C:H42	25:4L:34:G:H1	1.20	0.86
23:2K:45:U:H1'	23:2K:46:7MG:H5'	1.55	0.86
46:A5:88:ARG:HB2	46:A5:92:ARG:HB3	1.56	0.86
1:1G:1342:C:H1'	9:82:124:GLN:HE22	1.40	0.86
27:14:1332:G:N2	27:14:1609:A:O2'	2.09	0.86
27:14:2287:A:H62	27:14:2344:U:H3	1.24	0.86
27:1H:1041:C:OP2	44:C8:54:LYS:NZ	2.09	0.86
27:1H:1056:A:OP2	37:58:37:LYS:NZ	2.08	0.85
27:1H:1687:U:OP1	65:1H:3619:HOH:O	1.93	0.85
40:45:97:VAL:HG11	40:45:103:MET:HE3	1.57	0.85
27:1H:2263:G:OP1	40:88:85:LYS:NZ	2.09	0.85

Continued on next page...

Continued from previous page...

Atom-1	Atom-2	Interatomic distance (Å)	Clash overlap (Å)
24:3L:54:U:H3	24:3L:58:A:H62	1.21	0.85
27:14:1305:C:N4	27:14:1623:G:O6	2.08	0.85
16:7A:9:PHE:HE2	16:7A:18:ARG:HD2	1.41	0.85
27:14:453:C:OP1	65:14:3516:HOH:O	1.95	0.85
27:14:1689:A:H62	27:14:1698:A:H2	1.22	0.85
11:2I:34:ASP:HB3	11:2I:40:ILE:HD11	1.59	0.85
27:1H:960:U:O4	65:1H:3620:HOH:O	1.95	0.85
45:D8:44:LYS:O	45:D8:46:VAL:N	2.10	0.85
28:1J:15:A:H5'	28:1J:16:G:H8	1.40	0.85
51:J8:83:GLU:HG2	51:J8:85:LEU:H	1.42	0.85
27:1H:2601:G:OP1	65:1H:3623:HOH:O	1.95	0.84
27:14:1728:G:N7	27:14:1731:G:N2	2.25	0.84
32:39:185:ASP:HA	32:39:188:ARG:HD3	1.58	0.84
24:3K:1:G:O6	24:3K:72:C:N4	2.09	0.84
40:45:25:ASP:HB3	40:45:102:VAL:HG23	1.59	0.84
9:82:28:VAL:HG22	9:82:63:ILE:HB	1.59	0.84
1:1G:1298:C:OP2	7:62:114:ARG:NH2	2.11	0.84
1:13:81:G:H1	1:13:88:C:H42	1.22	0.84
1:13:964:A:N6	65:13:1814:HOH:O	2.10	0.84
31:21:105:THR:OG1	31:21:199:ARG:NH2	2.10	0.84
24:3K:11:C:H42	24:3K:24:G:H1	1.25	0.84
30:11:182:LEU:H	30:11:272:ALA:HB3	1.41	0.84
40:88:35:VAL:HG13	40:88:130:LYS:HB3	1.60	0.84
1:13:1535:C:H42	25:4K:37:G:H1	1.25	0.84
27:1H:336:A:OP2	65:1H:3621:HOH:O	1.95	0.84
24:3L:51:U:O4	24:3L:62:C:N4	2.10	0.84
27:1H:2830:G:OP1	65:1H:3624:HOH:O	1.96	0.84
27:14:1725:G:H1	27:14:1735:C:H42	1.21	0.83
27:1H:911:A:N6	65:1H:3620:HOH:O	2.10	0.83
27:1H:2311:A:H62	27:1H:2331:G:H8	1.23	0.83
9:8E:21:PRO:HA	9:8E:59:PHE:HA	1.60	0.83
27:1H:1654:C:OP1	65:1H:3626:HOH:O	1.97	0.83
27:14:2256:G:H4'	50:E5:9:SER:HB2	1.60	0.83
27:1H:2405:A:H8	39:78:61:ARG:HG2	1.43	0.83
20:BI:22:ARG:O	20:BI:26:ASN:ND2	2.11	0.83
27:1H:1922:G:H22	27:1H:1925:C:H5	1.26	0.83
27:1H:2300:A:H62	27:1H:2357:U:H3	1.21	0.83
39:78:126:VAL:HG13	39:78:145:PRO:HG2	1.60	0.83
27:14:2348:U:H2'	27:14:2349:G:H5''	1.61	0.83
20:BI:54:LYS:HE2	20:BI:57:ARG:HH22	1.42	0.83
1:13:587:G:N7	65:13:1815:HOH:O	2.10	0.83

Continued on next page...

Continued from previous page...

Atom-1	Atom-2	Interatomic distance (Å)	Clash overlap (Å)
29:79:58:VAL:HB	29:79:165:ASN:HB3	1.59	0.83
41:55:37:THR:HG22	41:55:39:PRO:HD2	1.59	0.83
27:1H:473:G:OP2	65:1H:3622:HOH:O	1.95	0.82
27:1H:1649:U:O4	65:1H:3629:HOH:O	1.97	0.82
1:13:377:G:OP1	16:7I:3:LYS:NZ	2.11	0.82
27:1H:48:A:N7	27:1H:118:U:H5	1.77	0.82
27:1H:1374:C:OP2	65:1H:3627:HOH:O	1.97	0.82
28:1J:14:U:O2'	28:1J:107:U:O2'	1.96	0.82
1:13:677:U:H3	1:13:713:G:H22	1.26	0.82
27:1H:2040:U:OP1	65:1H:3631:HOH:O	1.97	0.82
28:16:76:G:N7	65:16:302:HOH:O	2.13	0.82
9:82:3:GLN:OE1	9:82:20:ARG:NH1	2.13	0.82
10:1A:48:THR:HA	10:1A:62:HIS:HB3	1.60	0.82
27:1H:1860:G:OP1	65:1H:3630:HOH:O	1.97	0.82
27:14:819:A:OP2	27:14:1187:G:N2	2.12	0.82
32:39:185:ASP:OD1	32:39:188:ARG:NH1	2.11	0.82
27:1H:848:A:OP1	65:1H:3628:HOH:O	1.97	0.82
46:E8:2:GLU:HA	46:E8:64:MET:HE1	1.61	0.82
45:95:79:VAL:O	45:95:80:GLN:NE2	2.12	0.82
30:11:242:ARG:O	65:11:401:HOH:O	1.97	0.82
32:31:133:ASN:HA	32:31:162:LEU:HD22	1.62	0.82
1:1G:40:C:H42	1:1G:402:G:H1	1.28	0.82
27:1H:1312:A:OP2	65:1H:3625:HOH:O	1.96	0.82
39:78:57:THR:HG22	39:78:60:MET:H	1.46	0.81
27:1H:469:G:H4'	32:31:46:ARG:HG3	1.63	0.81
43:B8:16:ARG:NH2	43:B8:83:ILE:O	2.13	0.81
5:42:102:ALA:HB1	5:42:106:PRO:HG2	1.60	0.81
27:14:2431:U:OP1	65:14:3518:HOH:O	1.99	0.81
27:14:1568:G:H5'	30:19:60:ARG:HA	1.62	0.81
27:14:2111:C:OP2	27:14:2145:C:N4	2.13	0.81
1:1G:1330:U:H4'	13:4A:23:TYR:HE1	1.45	0.81
27:14:468:G:N7	57:L5:39:ARG:NH2	2.28	0.81
27:14:654(B):C:H2'	27:14:654(C):G:H8	1.44	0.81
27:1H:417:G:H22	39:78:72:PRO:HD3	1.46	0.81
17:8A:13:ASP:H	17:8A:14:LYS:HE3	1.44	0.81
27:14:1171:G:H1	27:14:1178:C:H42	1.29	0.81
27:1H:31:C:OP1	65:1H:3633:HOH:O	1.99	0.81
27:14:450:G:O6	65:14:3517:HOH:O	1.98	0.81
27:14:848:G:H2'	27:14:849:A:C8	2.16	0.81
1:13:339:C:OP2	38:68:97:ARG:NH1	2.14	0.81
27:1H:2725:U:O2'	27:1H:2726:A:OP1	1.99	0.81

Continued on next page...

Continued from previous page...

Atom-1	Atom-2	Interatomic distance (Å)	Clash overlap (Å)
1:1G:768:A:N7	65:1G:1816:HOH:O	2.14	0.81
27:14:1058:U:O2	27:14:1080:A:N6	2.14	0.81
27:14:2655:G:N2	27:14:2665:A:OP2	2.14	0.81
39:35:19:VAL:HG13	39:35:21:ARG:H	1.45	0.81
27:1H:1218:G:H3'	27:1H:1219:G:H5''	1.60	0.81
27:1H:2458:G:OP1	32:31:74:ARG:NH2	2.13	0.81
39:78:75:ILE:HD13	39:78:75:ILE:H	1.46	0.81
19:AI:20:LEU:HA	19:AI:23:ASN:HB2	1.61	0.80
28:16:52:A:H62	42:A8:33:LYS:HG3	1.45	0.80
30:11:69:ARG:HD3	30:11:105:ILE:HD11	1.62	0.80
27:14:2693:A:H2'	27:14:2694:G:H8	1.46	0.80
34:51:154:PRO:HB3	34:51:163:TYR:CZ	2.16	0.80
2:1E:7:VAL:HA	2:1E:217:ARG:HH21	1.47	0.80
27:1H:2146:G:H1	27:1H:2198:C:H42	1.26	0.80
27:14:2111:C:H5''	27:14:2145:C:H42	1.45	0.80
49:D5:76:LEU:HA	49:D5:83:PRO:HA	1.63	0.80
52:K8:13:ALA:HA	52:K8:16:LEU:HD23	1.62	0.80
55:N8:36:CYS:SG	55:N8:37:LYS:N	2.52	0.80
27:14:1970:A:OP1	65:14:3519:HOH:O	1.99	0.80
2:12:132:LYS:HA	2:12:135:GLN:HB2	1.62	0.80
27:14:192:C:OP1	65:14:3520:HOH:O	1.99	0.80
50:I8:32:ARG:H	50:I8:35:ASN:HD21	1.28	0.80
32:39:101:LEU:O	32:39:106:ARG:NH1	2.14	0.80
32:31:185:ASP:OD1	32:31:188:ARG:NH1	2.15	0.80
52:K8:10:LEU:HD21	52:K8:59:ARG:HG2	1.61	0.80
19:AI:7:LYS:HB3	54:M8:67:TYR:HB2	1.63	0.80
35:61:2:LYS:HE3	35:61:20:ASP:HB3	1.63	0.80
1:1G:36:C:OP1	12:3A:120:LYS:NZ	2.14	0.80
27:1H:140:A:H8	27:1H:1642:G:H21	1.24	0.79
27:1H:601:G:O6	65:1H:3632:HOH:O	1.99	0.79
27:1H:1581:G:H2'	27:1H:1582:U:H4'	1.64	0.79
48:C5:5:MET:HE1	48:C5:32:PRO:HB3	1.64	0.79
1:13:396:G:O2'	1:13:398:C:OP1	2.00	0.79
1:13:803:G:OP1	65:13:1809:HOH:O	2.00	0.79
27:1H:908:U:H5	27:1H:964:A:C2	2.00	0.79
1:13:829:G:O6	65:13:1808:HOH:O	2.00	0.79
27:14:2651:C:H42	27:14:2669:G:H1	1.24	0.79
27:14:2683:C:OP1	43:75:53:ARG:NH2	2.14	0.79
55:J5:49:CYS:HA	55:J5:56:LYS:HB2	1.64	0.79
1:13:543:C:OP1	4:3E:14:ARG:NH1	2.15	0.79
27:1H:2725:U:HO2'	27:1H:2726:A:H8	1.31	0.79

Continued on next page...

Continued from previous page...

Atom-1	Atom-2	Interatomic distance (Å)	Clash overlap (Å)
54:M8:61:ARG:HH21	54:M8:64:GLY:HA3	1.48	0.79
27:14:2131:G:N2	27:14:2158:A:N7	2.30	0.79
27:1H:684:G:N2	27:1H:697:C:O2	2.14	0.79
1:1G:200:G:H1	1:1G:217:C:H42	1.31	0.79
42:65:71:ARG:HH21	42:65:106:ARG:HH22	1.31	0.79
51:F5:51:VAL:HG11	51:F5:74:VAL:HG21	1.64	0.79
49:H8:19:ARG:NH1	49:H8:84:GLU:O	2.15	0.79
27:14:2292:C:OP1	42:65:17:ARG:NH2	2.16	0.79
1:1G:976:G:N2	1:1G:1362(A):C:OP2	2.16	0.79
20:BI:100:ILE:HG12	20:BI:102:GLY:H	1.46	0.79
27:1H:1043:A:H4'	44:C8:92:ARG:HE	1.46	0.79
2:12:153:ARG:O	2:12:155:LEU:N	2.14	0.79
27:14:1542:G:O6	27:14:1543:A:N6	2.16	0.79
27:14:1935:G:H3'	27:14:1962:5MC:HN41	1.47	0.79
1:1G:651:C:N4	1:1G:753:A:OP2	2.15	0.79
8:72:17:THR:O	8:72:78:GLN:NE2	2.14	0.79
13:4I:36:LYS:NZ	13:4I:59:TYR:OH	2.15	0.78
27:1H:722:G:OP2	65:1H:3634:HOH:O	1.99	0.78
27:1H:2356:C:O2'	27:1H:2386:G:O2'	1.97	0.78
28:16:43:C:H5'	54:M8:1:MET:HG2	1.65	0.78
19:AA:40:ILE:HG23	19:AA:41:VAL:HG23	1.63	0.78
27:14:848:G:H2'	27:14:849:A:H8	1.46	0.78
34:59:27:LYS:HA	34:59:32:GLU:HB3	1.65	0.78
27:1H:794:A:N7	65:1H:3683:HOH:O	2.17	0.78
27:1H:1296:U:OP1	65:1H:3636:HOH:O	2.01	0.78
1:1G:979:C:H3'	1:1G:980:C:H5''	1.65	0.78
1:1G:1513:A:H2'	1:1G:1514:C:C6	2.18	0.78
27:14:453:C:OP1	65:14:3521:HOH:O	2.00	0.78
28:1J:15:A:H5'	28:1J:16:G:C8	2.18	0.78
1:13:1461:G:N7	65:13:1821:HOH:O	2.16	0.78
27:1H:600:U:OP1	65:1H:3635:HOH:O	2.01	0.78
27:14:1055:G:N2	27:14:1085:A:N3	2.29	0.78
37:15:133:GLN:HG2	37:15:135:PRO:HD3	1.63	0.78
45:95:73:SER:HB2	45:95:83:ARG:HA	1.66	0.78
39:78:38:GLN:H	39:78:41:ARG:HG3	1.49	0.78
1:1G:978:A:OP2	1:1G:1362(A):C:N4	2.17	0.78
27:14:270(K):C:H42	27:14:270(N):G:H1	1.30	0.78
27:14:2017:U:OP1	65:14:3522:HOH:O	2.00	0.78
1:13:362:G:N7	65:13:1820:HOH:O	2.15	0.78
1:13:452:A:H62	1:13:480:U:H3	1.30	0.78
13:4I:14:ARG:H	13:4I:44:ARG:HD2	1.47	0.78

Continued on next page...

Continued from previous page...

Atom-1	Atom-2	Interatomic distance (Å)	Clash overlap (Å)
27:1H:1177:U:O2	31:21:149:ARG:NH2	2.15	0.78
5:4E:102:ALA:HB1	5:4E:106:PRO:HG2	1.66	0.78
13:4I:84:ILE:HD11	19:AI:66:MET:HG2	1.65	0.78
28:16:80:U:H2'	28:16:81:G:H21	1.49	0.78
4:32:187:ARG:NH2	4:32:193:ASP:OD2	2.15	0.78
13:4A:58:GLU:O	13:4A:62:ASN:ND2	2.17	0.78
2:1E:51:LEU:HA	2:1E:54:THR:HB	1.66	0.78
16:7A:1:MET:HE1	16:7A:65:GLN:HB2	1.63	0.78
28:1J:15:A:H1'	28:1J:109:G:C5	2.18	0.78
1:1G:854:G:O6	65:1G:1806:HOH:O	2.00	0.78
41:98:97:VAL:HG22	41:98:114:VAL:HG22	1.65	0.78
30:11:96:HIS:CD2	30:11:102:LYS:HG2	2.19	0.78
27:14:142:G:H4'	47:B5:35:THR:HG21	1.67	0.77
43:75:112:ARG:HA	43:75:115:ARG:HH11	1.48	0.77
1:1G:458:C:N3	1:1G:474:G:N2	2.32	0.77
27:14:1416:G:H1	27:14:1582:C:H42	1.31	0.77
11:2I:77:MET:HE3	11:2I:80:VAL:HG12	1.66	0.77
27:1H:656:G:OP2	58:Q8:15:LYS:NZ	2.16	0.77
32:31:66:PRO:O	32:31:67:GLN:HB3	1.83	0.77
1:1G:79:G:N2	1:1G:90:C:O2	2.17	0.77
27:14:654(B):C:H2'	27:14:654(C):G:C8	2.19	0.77
28:1J:87:G:N2	28:1J:89(A):A:OP2	2.17	0.77
7:6E:16:LEU:HD11	9:8E:45:ALA:HB2	1.65	0.77
23:2K:2:C:H2'	23:2K:3:C:C6	2.19	0.77
34:51:7:LEU:HD23	34:51:8:PRO:HD2	1.65	0.77
27:14:1756:G:OP2	65:14:3523:HOH:O	2.02	0.77
31:29:11:MET:HG2	31:29:24:THR:HG22	1.64	0.77
27:1H:1066:U:H3	27:1H:1189:A:H62	1.30	0.77
44:C8:91:ASP:HA	44:C8:95:LEU:HB2	1.66	0.77
27:1H:1325:A:N7	65:1H:3685:HOH:O	2.17	0.77
27:1H:2223:C:N4	27:1H:2236:G:O6	2.15	0.77
1:1G:257:G:H1	1:1G:269:C:H42	1.31	0.77
27:1H:1054:C:OP1	37:58:35:ARG:NH1	2.17	0.77
27:1H:2831:A:OP1	41:98:2:ARG:NH1	2.14	0.77
49:H8:82:ARG:HB2	49:H8:82:ARG:HH11	1.49	0.77
14:5A:27:CYS:SG	14:5A:29:ARG:HB2	2.25	0.77
1:13:890:G:O2'	1:13:906:G:O6	2.01	0.77
27:1H:602:A:OP2	65:1H:3637:HOH:O	2.01	0.77
28:16:25:A:OP1	65:16:301:HOH:O	2.03	0.77
35:61:93:THR:HA	35:61:119:PRO:HB3	1.67	0.77
1:1G:362:G:O3'	12:3A:30:ARG:NH2	2.17	0.77

Continued on next page...

Continued from previous page...

Atom-1	Atom-2	Interatomic distance (Å)	Clash overlap (Å)
2:12:236:TYR:HB3	2:12:239:VAL:HB	1.67	0.77
5:42:101:ILE:HG13	5:42:119:LEU:HD23	1.67	0.77
34:59:77:LYS:HE2	34:59:138:LYS:HB2	1.67	0.77
44:85:110:VAL:HG12	44:85:114:LYS:HD2	1.66	0.77
45:95:85:LYS:HG2	45:95:87:HIS:H	1.50	0.77
2:1E:84:GLU:HB3	2:1E:219:VAL:HG21	1.66	0.77
15:6I:74:ASP:HB3	15:6I:77:ARG:HB3	1.66	0.77
24:3K:55:U:H3	24:3K:58:A:H62	1.30	0.77
27:1H:1684:C:OP2	65:1H:3641:HOH:O	2.02	0.77
27:1H:2321:G:H22	27:1H:2324:A:H2	1.30	0.77
45:D8:41:GLY:HA2	45:D8:44:LYS:HA	1.66	0.77
27:14:1779:U:OP2	65:14:3524:HOH:O	2.03	0.77
1:13:233:C:H2'	1:13:234:C:H6	1.48	0.76
1:13:651:C:N4	1:13:753:A:OP2	2.17	0.76
30:11:112:GLN:OE1	30:11:115:GLN:NE2	2.17	0.76
2:12:119:GLU:HA	2:12:122:PHE:HB2	1.67	0.76
7:62:23:VAL:HG13	7:62:43:PHE:HE2	1.50	0.76
27:14:259:G:H21	27:14:621:A:H8	1.31	0.76
27:14:1090:U:O4	27:14:1101:U:N3	2.13	0.76
20:BA:23:ARG:HH21	20:BA:27:LYS:HZ1	1.33	0.76
27:14:2119:A:H61	27:14:2171:A:H1'	1.51	0.76
27:14:2571:C:H5'	27:14:2572:A:H5''	1.67	0.76
28:1J:11:C:OP2	28:1J:12:C:N4	2.16	0.76
1:13:1129:C:H5'	9:8E:16:ARG:HH22	1.51	0.76
15:6I:82:ILE:HG13	15:6I:87:ILE:HB	1.68	0.76
27:1H:543:C:OP1	55:N8:16:ARG:NH2	2.18	0.76
27:1H:2091:U:H3	27:1H:2443:A:H2	1.29	0.76
27:1H:2405:A:C8	39:78:61:ARG:HG2	2.19	0.76
1:13:35:G:O2'	12:3I:115:SER:O	2.02	0.76
27:1H:832:A:OP2	65:1H:3638:HOH:O	2.01	0.76
27:14:1314:C:OP1	65:14:3525:HOH:O	2.03	0.76
27:14:2140:C:O2	27:14:2151:G:N2	2.18	0.76
1:1G:1318:A:H5''	19:AA:10:PHE:HB3	1.67	0.76
27:14:1899:G:H22	27:14:1902:C:H41	1.33	0.76
27:14:1934:C:O2	27:14:1964:G:N2	2.14	0.76
37:15:42:TRP:O	44:85:64:ARG:NH2	2.18	0.76
28:16:11:C:OP2	28:16:12:C:N4	2.19	0.76
32:31:107:LYS:HE3	32:31:206:ILE:HD12	1.68	0.76
1:1G:1142:G:H3'	1:1G:1143:G:C8	2.16	0.76
60:2L:5:G:N2	60:2L:68:C:O2	2.12	0.76
1:13:107:G:N7	20:BI:15:ARG:NH1	2.34	0.76

Continued on next page...

Continued from previous page...

Atom-1	Atom-2	Interatomic distance (Å)	Clash overlap (Å)
1:13:1300:G:O2'	1:13:1301:U:O5'	2.03	0.76
60:2L:60:U:H5''	60:2L:61:C:H5	1.50	0.76
38:25:23:ARG:HG3	38:25:24:VAL:H	1.51	0.76
46:A5:13:SER:HB3	46:A5:16:LYS:HD2	1.67	0.76
13:4I:49:THR:HB	13:4I:52:GLU:H	1.49	0.76
1:13:1442:G:H1	1:13:1461:G:H21	1.33	0.76
8:7E:29:SER:HB3	8:7E:32:LYS:HG3	1.67	0.76
1:1G:132:C:O2	1:1G:230:G:N2	2.18	0.76
27:14:581:C:N4	27:14:1259:G:O6	2.19	0.76
27:14:998:C:OP2	44:85:58:ARG:NH2	2.17	0.76
27:14:2032:G:O6	65:14:3527:HOH:O	2.04	0.76
27:1H:572:A:H2'	27:1H:573:A:C8	2.21	0.76
27:1H:1922:G:H1	27:1H:1925:C:H41	1.33	0.76
27:1H:2590:A:OP1	65:1H:3639:HOH:O	2.02	0.76
29:71:32:LEU:HD13	29:71:220:PRO:HD2	1.68	0.76
27:14:993:G:OP1	44:85:50:ARG:NH2	2.19	0.76
27:14:2840:C:H5''	41:55:53:HIS:HD2	1.49	0.76
32:39:143:ALA:HB1	32:39:148:LEU:HB2	1.66	0.76
41:55:103:ARG:NH1	41:55:108:GLY:O	2.17	0.76
1:13:664:G:H22	1:13:741:G:H22	1.34	0.75
1:13:973:G:OP1	10:1I:57:LYS:NZ	2.19	0.75
2:1E:87:ARG:NH1	2:1E:220:ASP:OD1	2.18	0.75
59:1L:29:G:H1	59:1L:41:C:H42	1.32	0.75
45:95:69:LYS:HD3	45:95:85:LYS:HG3	1.67	0.75
27:1H:957:A:OP2	65:1H:3644:HOH:O	2.04	0.75
51:J8:78:LYS:HE2	51:J8:94:LEU:HD12	1.68	0.75
54:M8:14:ILE:HG23	54:M8:21:VAL:HB	1.67	0.75
1:1G:542:G:OP1	4:32:10:ARG:NH2	2.18	0.75
2:12:137:ARG:HH12	2:12:141:GLU:H	1.33	0.75
5:42:79:GLU:HG3	5:42:93:PRO:HD2	1.66	0.75
27:14:1754:C:OP1	43:75:96:ARG:NH1	2.18	0.75
27:14:2499:C:OP1	65:14:3526:HOH:O	2.04	0.75
1:13:578:C:OP1	65:13:1810:HOH:O	2.05	0.75
2:1E:132:LYS:HA	2:1E:135:GLN:HB2	1.66	0.75
1:1G:1011:G:N1	1:1G:1019:C:O2	2.19	0.75
27:14:2304:G:N7	65:14:3550:HOH:O	2.19	0.75
45:95:41:GLY:HA3	45:95:46:VAL:HG13	1.68	0.75
27:1H:2300:A:N6	27:1H:2357:U:H3	1.84	0.75
1:1G:1028:C:H42	1:1G:1033:G:H1	1.34	0.75
27:14:2712:U:H1'	27:14:2712(A):A:C8	2.22	0.75
35:69:82:ARG:N	35:69:143:SER:OG	2.16	0.75

Continued on next page...

Continued from previous page...

Atom-1	Atom-2	Interatomic distance (Å)	Clash overlap (Å)
4:3E:153:ARG:NE	4:3E:181:MET:SD	2.58	0.75
19:AI:40:ILE:HG21	19:AI:67:VAL:HA	1.66	0.75
27:14:138:G:N2	47:B5:44:GLU:OE2	2.16	0.75
27:1H:2006:C:OP1	65:1H:3640:HOH:O	2.02	0.75
53:L8:43:ILE:O	53:L8:47:VAL:HG23	1.86	0.75
33:49:6:ALA:HB2	54:I5:23:GLU:HG3	1.67	0.75
42:65:10:ARG:NH2	42:65:91:PRO:O	2.20	0.75
1:1G:1224:G:OP1	65:1G:1807:HOH:O	2.05	0.75
2:12:127:ILE:O	2:12:135:GLN:NE2	2.19	0.75
51:F5:92:LYS:HA	51:F5:95:LEU:H	1.52	0.75
27:1H:587:G:OP2	65:1H:3643:HOH:O	2.04	0.75
27:1H:928:G:N2	27:1H:944:C:H42	1.84	0.75
41:98:100:LEU:HD21	41:98:113:LEU:HD13	1.66	0.75
48:G8:90:LEU:HD12	48:G8:91:GLU:H	1.51	0.75
27:14:907:U:O2'	40:45:101:ARG:NH2	2.20	0.75
27:14:1130:U:O2	31:29:149:ARG:NH2	2.20	0.75
27:1H:2645:A:HO2'	27:1H:2822:G:HO2'	1.26	0.75
36:38:6:ASN:O	36:38:10:LEU:N	2.20	0.75
27:14:851:U:H5'	53:H5:49:LYS:HD2	1.68	0.75
27:14:1525:G:H2'	27:14:1526:G:H8	1.51	0.75
32:39:23:ASP:OD1	32:39:203:GLN:NE2	2.20	0.75
20:BI:26:ASN:HD22	20:BI:26:ASN:H	1.34	0.74
30:11:221:VAL:HG22	30:11:226:MET:HE3	1.68	0.74
47:B5:1:MET:O	52:G5:29:LYS:NZ	2.20	0.74
1:13:1127:G:O2'	1:13:1128:C:O4'	2.05	0.74
22:1K:5:G:O2'	22:1K:69:G:N2	2.18	0.74
27:1H:1002:G:OP2	40:88:14:ARG:NH2	2.19	0.74
27:1H:2085:A:OP1	65:1H:3642:HOH:O	2.02	0.74
39:78:19:VAL:HG13	39:78:21:ARG:H	1.52	0.74
1:1G:1152:A:H5'	10:1A:13:HIS:HD2	1.52	0.74
27:14:1817:G:OP1	30:19:88:ARG:NH2	2.19	0.74
58:M5:33:ASN:HA	58:M5:36:LYS:HD2	1.70	0.74
1:13:143:A:H2	1:13:220:G:H1	1.35	0.74
1:13:1368:G:OP1	9:8E:111:ARG:NH2	2.20	0.74
24:3K:19:G:H4'	24:3K:57:G:H21	1.51	0.74
4:32:191:ARG:NH1	4:32:191:ARG:O	2.20	0.74
15:6A:54:ARG:HG2	15:6A:58:MET:HE2	1.69	0.74
42:65:103:GLU:OE1	42:65:103:GLU:N	2.19	0.74
27:1H:881:U:O2	39:78:55:ARG:NH1	2.20	0.74
60:2L:75:C:O2	27:14:2251:OMG:N2	2.17	0.74
27:1H:579:U:HO2'	27:1H:580:G:H8	1.34	0.74

Continued on next page...

Continued from previous page...

Atom-1	Atom-2	Interatomic distance (Å)	Clash overlap (Å)
27:1H:2016:U:OP2	65:1H:3648:HOH:O	2.05	0.74
27:1H:2773:G:OP2	65:1H:3645:HOH:O	2.05	0.74
30:11:136:ILE:O	30:11:168:ARG:NH2	2.20	0.74
52:K8:44:LEU:C	52:K8:46:GLN:H	1.96	0.74
32:39:167:ALA:HB1	32:39:173:VAL:HG11	1.70	0.74
16:7A:9:PHE:CE2	16:7A:18:ARG:HD2	2.22	0.74
27:14:664:C:OP1	39:35:18:ARG:NH2	2.13	0.74
43:75:58:ASN:C	43:75:58:ASN:HD22	1.96	0.74
1:13:588:G:OP1	65:13:1812:HOH:O	2.06	0.74
30:19:221:VAL:HG22	30:19:226:MET:HE2	1.69	0.74
45:95:37:VAL:HG21	45:95:57:VAL:H	1.51	0.74
45:95:62:LEU:HD22	45:95:95:LEU:HB2	1.70	0.74
9:8E:3:GLN:OE1	9:8E:20:ARG:NH1	2.21	0.74
27:1H:1890:G:O2'	27:1H:1907:A:N6	2.20	0.74
40:88:104:PHE:HE2	40:88:125:LEU:HD11	1.51	0.74
7:62:79:ARG:HG2	7:62:84:ASN:HB2	1.67	0.74
20:BA:53:LEU:HB3	20:BA:102:GLY:HA3	1.70	0.74
27:14:2552:OMU:OP2	27:14:2552:OMU:H6	1.88	0.74
1:13:1366:C:O2'	10:1I:60:ARG:NH2	2.21	0.74
27:1H:779:C:OP2	65:1H:3646:HOH:O	2.05	0.74
27:1H:908:U:H5	27:1H:964:A:N1	1.86	0.74
44:C8:108:GLU:OE1	44:C8:112:ARG:NH1	2.20	0.74
27:14:1650:G:N2	27:14:2007:C:O2	2.15	0.74
45:95:43:GLU:OE2	45:95:44:LYS:NZ	2.20	0.74
9:82:74:ILE:O	9:82:78:LYS:NZ	2.21	0.74
51:F5:23:LYS:HD3	51:F5:28:GLY:HA3	1.68	0.74
27:1H:828:G:H21	27:1H:831:A:H62	1.35	0.73
28:16:41:U:C5	33:41:69:ALA:HB1	2.23	0.73
1:1G:1077:G:N2	1:1G:1080:A:OP2	2.20	0.73
1:13:256:U:OP1	17:8I:17:LYS:NZ	2.21	0.73
43:B8:23:ARG:HG3	43:B8:120:ARG:NH1	2.03	0.73
1:1G:1081:G:H5''	5:42:18:ARG:HG3	1.69	0.73
27:14:1162:G:H2'	27:14:1163:G:H8	1.52	0.73
27:14:2414:G:H21	39:35:67:MET:HE1	1.52	0.73
37:15:49:GLY:O	37:15:119:ARG:NH1	2.21	0.73
41:55:33:ARG:HG2	41:55:115:GLU:HG2	1.70	0.73
1:13:1362(A):C:O2	65:13:1813:HOH:O	2.06	0.73
27:1H:479:G:OP2	65:1H:3652:HOH:O	2.07	0.73
46:E8:82:LEU:HB2	46:E8:98:LYS:HB2	1.69	0.73
27:14:1316:U:H2'	27:14:1317:A:C8	2.24	0.73
1:13:130:A:O2'	1:13:263:A:O2'	2.05	0.73

Continued on next page...

Continued from previous page...

Atom-1	Atom-2	Interatomic distance (Å)	Clash overlap (Å)
1:13:567:G:N3	65:13:1824:HOH:O	2.21	0.73
2:1E:60:ASP:OD1	2:1E:64:ARG:NH2	2.20	0.73
7:6E:15:ASP:H	7:6E:20:ASP:H	1.35	0.73
24:3K:18:G:HO2'	24:3K:60:U:H3	1.36	0.73
46:E8:18:ARG:HG2	46:E8:76:VAL:HG13	1.70	0.73
54:M8:37:SER:HA	54:M8:41:PRO:HD2	1.70	0.73
1:1G:256:U:OP1	17:8A:17:LYS:NZ	2.20	0.73
1:1G:1203:C:H2'	1:1G:1204:A:H8	1.54	0.73
1:1G:1330:U:H4'	13:4A:23:TYR:CE1	2.22	0.73
1:1G:1348:U:OP1	65:1G:1808:HOH:O	2.07	0.73
27:14:1342:A:H2	27:14:1602:U:H3	1.34	0.73
27:14:2120:G:H2'	27:14:2121:G:C8	2.24	0.73
54:I5:57:GLU:HA	54:I5:60:GLN:HB2	1.68	0.73
1:13:73:G:O6	1:13:97:U:N3	2.19	0.73
27:1H:255:A:O2'	27:1H:256:G:H4'	1.89	0.73
27:1H:992:G:OP2	65:1H:3615:HOH:O	2.06	0.73
27:1H:1068:A:H62	27:1H:1187:U:H3	1.37	0.73
27:1H:1758:C:O2'	27:1H:2869:C:N3	2.22	0.73
33:49:151:ALA:O	33:49:153:ARG:NH1	2.21	0.73
53:H5:41:PRO:HA	53:H5:44:ARG:NH1	2.03	0.73
1:13:1133:G:H2'	1:13:1134:G:H8	1.53	0.73
5:4E:48:ALA:HB2	5:4E:57:LYS:HD3	1.71	0.73
18:9I:53:ARG:HH21	18:9I:60:ALA:N	1.85	0.73
24:3K:28:G:N2	24:3K:43:C:N3	2.34	0.73
27:1H:2878:G:OP2	43:B8:119:LYS:NZ	2.22	0.73
44:C8:83:LEU:HD13	44:C8:113:ALA:HB2	1.70	0.73
4:32:152:SER:HA	4:32:155:LEU:HD23	1.70	0.73
27:14:2334:G:O6	50:E5:74:ARG:NH2	2.21	0.73
35:69:73:GLU:O	35:69:139:GLN:NE2	2.22	0.73
23:2K:12:U:OP2	65:2K:201:HOH:O	2.06	0.73
27:1H:2770:U:O4	27:1H:2772:A:N6	2.20	0.73
27:1H:1357:G:H1'	27:1H:1658:C:H5''	1.71	0.73
29:71:213:TYR:OH	29:71:223:ARG:NH1	2.20	0.73
27:1H:926:A:N6	27:1H:946:A:O2'	2.21	0.73
27:1H:2531:A:O5'	65:1H:3647:HOH:O	2.05	0.73
35:61:69:LYS:HG3	35:61:136:VAL:HB	1.68	0.73
1:1G:261:U:OP2	20:BA:79:ARG:NH2	2.22	0.73
1:1G:1530:G:OP1	65:1G:1809:HOH:O	2.07	0.73
27:14:265:A:O2'	27:14:266:G:H4'	1.87	0.73
27:14:2791:C:H2'	27:14:2792:G:C8	2.24	0.73
29:79:11:LEU:HD13	29:79:220:PRO:HB2	1.70	0.73

Continued on next page...

Continued from previous page...

Atom-1	Atom-2	Interatomic distance (Å)	Clash overlap (Å)
40:45:109:VAL:HG12	40:45:110:THR:H	1.54	0.73
1:13:974:A:OP2	14:5I:29:ARG:NH2	2.21	0.73
3:2E:57:ILE:HG12	3:2E:66:VAL:HG22	1.71	0.73
10:1I:30:SER:HB2	10:1I:80:LYS:HB3	1.70	0.73
35:61:128:LEU:HD13	35:61:129:THR:H	1.53	0.73
12:3A:36:VAL:HB	12:3A:38:ARG:HG3	1.70	0.73
27:14:2550:G:OP1	65:14:3529:HOH:O	2.07	0.73
38:25:17:ARG:HE	38:25:47:ILE:HD13	1.54	0.73
1:13:578:C:OP1	65:13:1811:HOH:O	2.05	0.72
27:1H:1256:A:H5'	27:1H:1256:A:H8	1.53	0.72
27:1H:2185:G:O2'	27:1H:2196:A:OP2	2.06	0.72
1:1G:1452:C:H4'	1:1G:1453:G:O5'	1.89	0.72
27:14:1347:G:H21	57:L5:49:ARG:HH22	1.37	0.72
27:14:1439:A:OP1	65:14:3528:HOH:O	2.05	0.72
1:13:547:A:OP1	4:3E:73:ARG:NH2	2.22	0.72
3:2E:20:SER:HB3	3:2E:40:ARG:HH22	1.54	0.72
5:4E:68:GLU:HG2	5:4E:70:PRO:HD3	1.70	0.72
34:51:7:LEU:HD22	34:51:69:ARG:HH21	1.53	0.72
52:K8:50:ILE:HD12	52:K8:51:ARG:N	2.04	0.72
60:2L:19:G:N2	33:49:78:SER:OG	2.22	0.72
27:1H:1543:A:H8	27:1H:1625:C:HO2'	1.33	0.72
33:41:142:PRO:HB2	54:M8:31:ILE:HD13	1.70	0.72
39:78:37:GLY:HA3	39:78:39:LYS:H	1.54	0.72
39:78:59:LEU:HD23	58:Q8:58:ILE:HD13	1.70	0.72
46:E8:4:LYS:HB3	46:E8:106:ILE:HG22	1.71	0.72
1:1G:1370:G:N7	65:1G:1820:HOH:O	2.21	0.72
27:14:792:G:OP2	65:14:3531:HOH:O	2.07	0.72
27:1H:792:G:OP1	65:1H:3656:HOH:O	2.08	0.72
27:1H:1429:G:N7	65:1H:3708:HOH:O	2.22	0.72
27:14:1315:C:OP2	65:14:3525:HOH:O	2.08	0.72
27:14:2320:A:H1'	27:14:2321:G:C6	2.25	0.72
27:1H:816:G:O2'	27:1H:1426:A:N6	2.22	0.72
29:71:186:ALA:O	29:71:190:ARG:NH1	2.22	0.72
42:A8:27:SER:HA	42:A8:88:ASP:HB3	1.71	0.72
46:E8:88:ARG:HB2	46:E8:92:ARG:HB3	1.72	0.72
27:1H:554:A:C2	27:1H:2065:A:H2'	2.24	0.72
27:1H:2804:A:H2	27:1H:2904:G:H5''	1.54	0.72
34:51:87:LEU:HB2	34:51:131:VAL:HG12	1.71	0.72
52:K8:44:LEU:O	52:K8:46:GLN:N	2.20	0.72
9:82:28:VAL:HA	9:82:63:ILE:O	1.89	0.72
27:14:2807:G:N1	27:14:2893:G:O6	2.19	0.72

Continued on next page...

Continued from previous page...

Atom-1	Atom-2	Interatomic distance (Å)	Clash overlap (Å)
27:1H:233:U:OP2	58:Q8:8:LYS:NZ	2.22	0.72
56:O8:27:LYS:HE3	56:O8:27:LYS:H	1.55	0.72
1:1G:1147:C:O2	9:82:16:ARG:NE	2.23	0.72
27:14:630:G:N2	27:14:633:A:OP2	2.19	0.72
1:13:690:G:H22	11:2I:55:LYS:NZ	1.86	0.72
27:1H:1053:C:H1'	37:58:106:MET:HG2	1.70	0.72
27:1H:1681:G:OP2	65:1H:3655:HOH:O	2.08	0.72
27:1H:1810:U:H2'	27:1H:1816:A:N6	2.05	0.72
27:1H:2163:C:O2	27:1H:2174:G:N2	2.20	0.72
27:1H:2428:G:H4'	39:78:67:MET:H	1.53	0.72
27:14:783:A:OP2	65:14:3533:HOH:O	2.08	0.72
39:78:14:LYS:O	39:78:16:ARG:N	2.22	0.72
2:12:114:ARG:HA	2:12:117:GLU:HG3	1.72	0.72
27:14:2681:C:H5	27:14:2725:A:H62	1.35	0.72
27:1H:48:A:N7	27:1H:118:U:C5	2.57	0.72
27:1H:2029:C:OP1	65:1H:3651:HOH:O	2.07	0.72
47:F8:24:GLY:HA3	47:F8:82:GLN:HE22	1.55	0.72
7:62:16:LEU:HD11	9:82:42:ARG:HA	1.71	0.72
42:65:110:LEU:HD22	42:65:110:LEU:H	1.55	0.72
1:13:650:G:N7	65:13:1826:HOH:O	2.23	0.71
7:6E:143:ARG:NH1	24:3K:41:C:O2'	2.22	0.71
27:1H:2034:U:OP1	46:E8:42:ARG:NH1	2.23	0.71
1:1G:1218:C:OP2	14:5A:9:LYS:NZ	2.23	0.71
27:1H:2028:A:OP1	65:1H:3653:HOH:O	2.08	0.71
27:1H:2601:G:OP2	65:1H:3654:HOH:O	2.08	0.71
30:11:93:ALA:HB3	30:11:105:ILE:HG22	1.72	0.71
40:88:31:ASP:H	40:88:107:ALA:HB2	1.55	0.71
45:D8:30:GLY:H	45:D8:61:VAL:HG13	1.54	0.71
46:E8:13:SER:HB3	46:E8:16:LYS:HD3	1.72	0.71
1:1G:1132:C:H2'	1:1G:1133:G:C8	2.26	0.71
1:1G:1319:A:OP1	19:AA:70:LYS:NZ	2.23	0.71
2:12:47:THR:HG23	2:12:202:PRO:HG2	1.71	0.71
27:14:2635:C:H5''	31:29:78:LEU:O	1.90	0.71
1:13:1348:U:H3	1:13:1374:A:H2	1.38	0.71
9:8E:46:ALA:HA	9:8E:78:LYS:HB2	1.72	0.71
27:1H:1092:A:H1'	27:1H:1094:G:N3	2.05	0.71
27:1H:2077:A:H5''	27:1H:2078:C:O5'	1.89	0.71
27:1H:2714:C:H3'	27:1H:2715:U:H5''	1.71	0.71
27:1H:2886:C:OP1	43:B8:3:ARG:NH2	2.23	0.71
40:88:17:LEU:HD13	40:88:39:PRO:HB2	1.71	0.71
59:1L:13:C:O2	59:1L:22:G:N2	2.17	0.71

Continued on next page...

Continued from previous page...

Atom-1	Atom-2	Interatomic distance (Å)	Clash overlap (Å)
27:14:1434:A:H61	27:14:1558:A:H62	1.38	0.71
4:3E:105:VAL:HG13	4:3E:110:PHE:HB2	1.71	0.71
17:8I:58:GLU:HB2	17:8I:74:LEU:HB3	1.71	0.71
26:5K:22:G:H5''	26:5K:44:G:H21	1.55	0.71
2:12:165:VAL:HA	2:12:187:LEU:HB3	1.71	0.71
1:13:429:U:H1'	1:13:430:A:H5''	1.72	0.71
2:1E:77:ALA:HA	2:1E:80:ILE:HD12	1.72	0.71
17:8I:66:SER:O	17:8I:70:ARG:NH1	2.23	0.71
27:1H:1754:U:O2	27:1H:1789:U:H5'	1.90	0.71
27:14:882:G:H1	27:14:894:C:H42	1.37	0.71
27:14:578:A:OP2	65:14:3534:HOH:O	2.08	0.71
27:14:1316:U:H2'	27:14:1317:A:H8	1.56	0.71
27:14:2210:G:H3'	27:14:2211:G:C5	2.26	0.71
27:14:2271:G:H5''	50:E5:20:ARG:HE	1.56	0.71
4:3E:98:GLU:OE2	4:3E:103:ASN:ND2	2.23	0.71
39:78:84:ASN:HA	39:78:115:LEU:O	1.90	0.71
47:F8:40:LYS:HG3	47:F8:51:VAL:HB	1.73	0.71
3:22:50:ALA:HB1	3:22:70:VAL:HG11	1.73	0.71
27:14:2111:C:N4	27:14:2147:G:N3	2.39	0.71
40:45:22:LYS:HD2	40:45:98:LYS:HB2	1.71	0.71
49:H8:108:PRO:HA	49:H8:142:SER:HA	1.71	0.71
27:14:971:C:OP2	65:14:3530:HOH:O	2.07	0.71
28:1J:14:U:OP2	28:1J:70:C:O2'	2.03	0.71
1:13:1352:C:OP1	21:1F:3:LYS:NZ	2.20	0.71
27:1H:1922:G:N2	27:1H:1925:C:H5	1.89	0.71
27:1H:2359:A:O3'	56:O8:39:TYR:OH	2.09	0.71
27:1H:2809:G:O2'	27:1H:2814:G:N2	2.22	0.71
43:B8:107:ASP:O	43:B8:111:ARG:NH1	2.23	0.71
16:7I:28:ARG:HG2	16:7I:28:ARG:HH11	1.56	0.71
23:2K:2:C:H2'	23:2K:3:C:H6	1.55	0.71
10:1A:51:ARG:HB2	10:1A:60:ARG:HA	1.73	0.71
27:14:527:C:N4	27:14:2779:U:OP2	2.24	0.71
27:14:2151:G:H2'	27:14:2152:G:H8	1.54	0.71
27:1H:2725:U:O2'	27:1H:2726:A:H8	1.74	0.70
1:13:316:G:OP2	1:13:351:G:O2'	2.09	0.70
27:1H:2159:C:H42	27:1H:2178:G:H22	1.36	0.70
47:F8:49:VAL:HG11	47:F8:83:VAL:HG22	1.73	0.70
1:1G:128:G:H4'	17:8A:3:LYS:HG2	1.72	0.70
1:1G:533:A:O2'	1:1G:535:A:OP2	2.08	0.70
1:1G:800:G:N7	65:1G:1822:HOH:O	2.23	0.70
1:1G:1432:G:OP1	43:75:107:ASP:HB2	1.91	0.70

Continued on next page...

Continued from previous page...

Atom-1	Atom-2	Interatomic distance (Å)	Clash overlap (Å)
40:45:7:MET:HG3	40:45:10:ARG:HH12	1.55	0.70
35:61:3:VAL:HG12	35:61:38:LEU:HA	1.73	0.70
27:14:1022:G:H22	27:14:1142(A):A:H2	1.39	0.70
34:59:41:MET:HG2	34:59:55:PRO:HD3	1.72	0.70
49:D5:59:LEU:O	49:D5:61:LEU:N	2.24	0.70
1:13:233:C:H2'	1:13:234:C:C6	2.26	0.70
1:1G:1127:G:O2'	1:1G:1128:C:O5'	2.09	0.70
19:AA:36:ARG:HE	19:AA:72:GLY:HA3	1.57	0.70
2:12:34:ALA:HB1	2:12:36:ARG:HG3	1.73	0.70
11:2A:18:ARG:NH1	11:2A:35:PRO:O	2.25	0.70
20:BA:33:ILE:O	20:BA:37:SER:OG	2.09	0.70
27:14:2873:A:H8	41:55:6:SER:N	1.88	0.70
29:79:14:VAL:HG11	29:79:222:VAL:HA	1.73	0.70
13:4I:79:LYS:HD3	27:1H:936:C:H41	1.56	0.70
22:1K:3:C:N4	22:1K:70:G:O6	2.25	0.70
41:98:56:LYS:NZ	41:98:90:ARG:O	2.25	0.70
4:32:119:GLN:HG3	4:32:123:HIS:CD2	2.27	0.70
27:14:2334:G:H5'	42:65:9:ARG:HG2	1.74	0.70
39:35:13:ASN:C	39:35:15:ARG:H	1.99	0.70
46:A5:35:ILE:HG12	55:J5:28:PRO:HD2	1.73	0.70
24:3K:76:A:H8	27:1H:2407:C:H42	1.39	0.70
27:1H:120:G:N7	65:1H:3718:HOH:O	2.24	0.70
27:1H:2003:G:O2'	27:1H:2005:C:OP2	2.10	0.70
27:14:620:G:H4'	27:14:621:A:H5''	1.74	0.70
27:1H:2610:G:O3'	65:1H:3662:HOH:O	2.10	0.70
27:1H:2659:C:OP2	27:1H:2746:G:O2'	2.10	0.70
2:12:208:ILE:HA	2:12:211:ILE:HD12	1.73	0.70
17:8A:88:TYR:OH	17:8A:92:ARG:NH1	2.23	0.70
60:2L:23:A:H2'	60:2L:24:G:C8	2.27	0.70
34:59:87:LEU:HD22	34:59:149:ARG:HG3	1.74	0.70
1:13:768:A:OP2	65:13:1816:HOH:O	2.10	0.70
1:13:975:A:H4'	1:13:976:G:H5''	1.74	0.70
1:13:1250:A:H2'	1:13:1251:A:C8	2.27	0.70
2:1E:82:ARG:NH2	2:1E:92:TYR:OH	2.19	0.70
20:BI:71:THR:HG22	20:BI:72:LEU:HD12	1.74	0.70
27:1H:249:G:H21	27:1H:647:A:H8	1.39	0.70
27:1H:2142:A:N6	27:1H:2193:A:H62	1.90	0.70
43:B8:60:THR:HG22	43:B8:77:PRO:HA	1.74	0.70
50:I8:32:ARG:N	50:I8:35:ASN:HD21	1.88	0.70
2:12:16:HIS:HB3	2:12:210:SER:HB2	1.72	0.70
12:3A:38:ARG:HH21	12:3A:40:VAL:HG12	1.55	0.70

Continued on next page...

Continued from previous page...

Atom-1	Atom-2	Interatomic distance (Å)	Clash overlap (Å)
29:79:47:LEU:N	29:79:169:GLY:O	2.25	0.70
27:1H:1477:C:H2'	27:1H:1478:U:C6	2.27	0.70
27:1H:2268:G:OP2	65:1H:3657:HOH:O	2.09	0.70
34:51:127:GLU:O	34:51:129:THR:N	2.25	0.70
1:1G:1286:A:C8	1:1G:1287:A:H4'	2.27	0.70
27:14:733:G:OP2	65:14:3535:HOH:O	2.09	0.70
51:F5:8:SER:HB3	51:F5:66:HIS:CD2	2.27	0.70
1:13:748:C:H4'	1:13:749:C:O5'	1.92	0.69
1:13:1318:A:H5''	19:AI:10:PHE:HB3	1.73	0.69
4:3E:149:ALA:O	4:3E:153:ARG:HG2	1.92	0.69
8:7E:39:LEU:HB3	8:7E:45:ILE:HG12	1.74	0.69
22:1K:18:G:H1	22:1K:55:PSU:H1'	1.57	0.69
30:11:17:THR:HG22	30:11:204:ILE:HA	1.74	0.69
27:14:1937:A:H1'	27:14:1939:5MU:H72	1.73	0.69
27:14:2250:G:O2'	27:14:2496:C:OP1	2.09	0.69
38:25:13:ASN:O	38:25:13:ASN:ND2	2.17	0.69
1:13:343:U:H1'	1:13:347:G:H22	1.57	0.69
1:13:1147:C:O2	9:8E:16:ARG:NH2	2.25	0.69
2:1E:178:ARG:HH22	8:7E:68:ARG:HH22	1.39	0.69
27:1H:989:U:OP2	65:1H:3659:HOH:O	2.09	0.69
1:1G:1221:G:OP1	1:1G:1321:C:N4	2.24	0.69
27:14:1899:G:H22	27:14:1902:C:N4	1.89	0.69
1:13:67:C:H2'	1:13:68:G:C8	2.27	0.69
1:13:1023:G:H3'	1:13:1024:G:H5''	1.74	0.69
45:D8:1:MET:HE3	45:D8:43:GLU:HG2	1.73	0.69
27:14:974:G:O6	65:14:3532:HOH:O	2.08	0.69
27:14:2693:A:H2'	27:14:2694:G:C8	2.27	0.69
30:19:148:GLU:HB2	30:19:151:LYS:HD2	1.74	0.69
1:13:1095:U:P	1:13:1108:G:H1	2.15	0.69
1:13:1305:G:O2'	1:13:1306:A:H8	1.75	0.69
27:1H:1233:G:H5''	45:D8:81:TYR:CE2	2.27	0.69
56:O8:25:LYS:HE2	56:O8:27:LYS:HD3	1.74	0.69
1:1G:934:C:OP1	65:1G:1810:HOH:O	2.09	0.69
27:14:859:G:O2'	27:14:916:G:O6	2.08	0.69
2:1E:87:ARG:HH11	2:1E:219:VAL:HB	1.57	0.69
12:3I:114:ARG:HB3	12:3I:119:THR:HB	1.74	0.69
39:78:125:VAL:H	39:78:144:GLU:HB3	1.58	0.69
1:1G:1502:A:H2	1:1G:1505:G:N1	1.91	0.69
17:8A:57:VAL:HG12	17:8A:76:LEU:HA	1.75	0.69
27:14:533:G:H5'	44:85:24:TYR:CE1	2.28	0.69
45:95:35:LEU:HB2	45:95:37:VAL:HG13	1.73	0.69

Continued on next page...

Continued from previous page...

Atom-1	Atom-2	Interatomic distance (Å)	Clash overlap (Å)
22:1K:75:C:H2'	22:1K:76:A:C4	2.28	0.69
27:1H:2611:A:OP1	65:1H:3661:HOH:O	2.10	0.69
34:51:86:GLU:HG2	34:51:87:LEU:H	1.56	0.69
1:1G:1498:UR3:O5'	1:1G:1498:UR3:H6	1.91	0.69
27:14:1620:G:O4'	57:L5:1:MET:N	2.26	0.69
1:13:1263:C:N4	1:13:1272:G:O6	2.15	0.69
24:3K:56:C:H42	27:1H:2135:G:H22	1.38	0.69
27:1H:2444:U:OP2	65:1H:3660:HOH:O	2.09	0.69
1:1G:766:A:OP2	65:1G:1811:HOH:O	2.10	0.69
27:14:922:U:H2'	27:14:923:C:C6	2.28	0.69
1:13:160:A:H1'	1:13:344:A:C8	2.27	0.69
1:13:261:U:OP2	20:BI:79:ARG:NH2	2.24	0.69
1:13:1347:G:N7	9:8E:10:ARG:NH2	2.40	0.69
27:1H:2725:U:O2'	27:1H:2726:A:P	2.51	0.69
1:1G:686:U:O2'	1:1G:687:A:O5'	2.09	0.69
13:4A:68:GLY:HA2	13:4A:71:ARG:HB3	1.75	0.69
59:1L:1:G:N2	59:1L:72:C:O2	2.25	0.69
27:14:2250:G:OP1	40:45:85:LYS:NZ	2.17	0.69
28:1J:89:G:N2	28:1J:89(A):A:N1	2.33	0.69
32:39:123:LEU:HD12	32:39:124:LEU:H	1.57	0.69
1:13:1422:G:O3'	38:68:49:ARG:NH2	2.26	0.69
27:1H:840:G:H5''	27:1H:841:A:H5'	1.75	0.69
27:14:1223:C:OP2	45:95:88:ARG:NH1	2.23	0.69
27:14:1681:G:N3	65:14:3573:HOH:O	2.26	0.69
1:13:1077:G:N2	1:13:1080:A:OP2	2.26	0.69
1:13:1147:C:H4'	9:8E:5:TYR:HE2	1.57	0.69
26:5K:22:G:H5''	26:5K:44:G:N2	2.08	0.69
27:1H:1314:U:O3'	65:1H:3666:HOH:O	2.11	0.69
1:1G:1224:G:OP1	65:1G:1812:HOH:O	2.10	0.69
8:72:1:MET:HE3	8:72:3:THR:HG23	1.75	0.69
27:14:873:G:N2	27:14:905:U:O2	2.26	0.69
38:25:24:VAL:HG12	38:25:33:ALA:HB2	1.74	0.69
45:95:2:PHE:H	45:95:42:GLY:HA3	1.57	0.69
45:95:5:VAL:HB	45:95:37:VAL:HG12	1.74	0.69
49:D5:99:TYR:HB3	49:D5:123:ASP:HB3	1.75	0.69
1:13:701:C:O2	1:13:703:G:N1	2.27	0.68
51:J8:23:LYS:HB3	51:J8:29:GLY:HA3	1.75	0.68
1:1G:1127:G:N2	1:1G:1148:U:H3	1.91	0.68
1:1G:1268:A:H2'	1:1G:1269:A:C8	2.29	0.68
3:22:152:ILE:HB	3:22:199:LYS:HB2	1.75	0.68
27:14:443:A:H3'	32:39:45:ARG:NH1	2.09	0.68

Continued on next page...

Continued from previous page...

Atom-1	Atom-2	Interatomic distance (Å)	Clash overlap (Å)
27:14:1754:C:P	43:75:96:ARG:HH12	2.16	0.68
27:14:2820:A:OP1	41:55:2:ARG:NH1	2.26	0.68
56:K5:25:LYS:HD2	58:M5:35:GLN:HB2	1.74	0.68
1:13:8:A:N6	4:3E:205:GLU:O	2.27	0.68
1:13:501:C:H2'	1:13:502:G:H8	1.57	0.68
1:13:1028:C:H42	1:13:1033:G:H1	1.40	0.68
1:13:1133:G:H2'	1:13:1134:G:C8	2.28	0.68
1:13:1358:U:OP2	1:13:1359:C:N4	2.26	0.68
27:1H:748:G:H2'	27:1H:749:G:H5''	1.75	0.68
27:1H:1815:A:N7	65:1H:3732:HOH:O	2.26	0.68
34:51:86:GLU:HG3	34:51:165:ALA:N	2.05	0.68
35:61:77:LEU:HD23	35:61:101:LEU:HD13	1.76	0.68
38:68:75:SER:HB2	43:B8:74:ARG:HH12	1.59	0.68
1:1G:1288:A:N3	1:1G:1352:C:O2'	2.24	0.68
2:12:92:TYR:CE1	2:12:151:GLY:HA3	2.28	0.68
4:32:176:LEU:HG	4:32:178:VAL:HG22	1.75	0.68
19:AA:16:LEU:O	19:AA:20:LEU:N	2.21	0.68
59:1L:11:C:H42	59:1L:25:C:H42	1.38	0.68
60:2L:5:G:H2'	60:2L:6:G:C8	2.28	0.68
31:21:9:VAL:HG13	31:21:25:VAL:O	1.92	0.68
39:78:107:LYS:HB3	39:78:110:TYR:HD2	1.57	0.68
44:C8:92:ARG:O	44:C8:94:ASN:N	2.26	0.68
1:1G:8:A:N6	4:32:205:GLU:O	2.26	0.68
2:12:54:THR:HG23	2:12:199:TYR:HB3	1.76	0.68
3:22:156:ARG:NH1	3:22:193:TYR:O	2.26	0.68
40:45:54:MET:HE2	40:45:118:LEU:HD23	1.75	0.68
1:13:953:G:H5'	1:13:965:A:H61	1.58	0.68
20:BI:26:ASN:ND2	20:BI:26:ASN:H	1.89	0.68
27:1H:1238:G:OP2	65:1H:3658:HOH:O	2.09	0.68
27:1H:2046:G:H5'	27:1H:2630:C:H4'	1.75	0.68
9:82:63:ILE:HD11	9:82:81:ILE:HD11	1.75	0.68
10:1A:79:ARG:H	10:1A:79:ARG:HD3	1.57	0.68
24:3L:7:A:O2'	24:3L:49:C:OP2	2.11	0.68
1:13:999:U:H2'	1:13:1000:A:C8	2.28	0.68
1:13:1498:UR3:H6	1:13:1498:UR3:O5'	1.94	0.68
22:1K:69:G:H3'	22:1K:70:G:H5''	1.73	0.68
27:1H:809:A:OP1	65:1H:3664:HOH:O	2.10	0.68
27:1H:880:G:OP1	65:1H:3663:HOH:O	2.10	0.68
27:1H:1664:C:OP1	65:1H:3665:HOH:O	2.11	0.68
35:61:60:GLU:HG3	35:61:61:ARG:HH22	1.58	0.68
46:E8:22:ASP:HA	46:E8:25:ARG:HH12	1.57	0.68

Continued on next page...

Continued from previous page...

Atom-1	Atom-2	Interatomic distance (Å)	Clash overlap (Å)
50:I8:4:LYS:HE3	50:I8:5:LYS:O	1.94	0.68
1:1G:503:C:OP2	12:3A:113:SER:HB3	1.93	0.68
1:1G:823:G:H21	8:72:1:MET:HE1	1.58	0.68
11:2A:29:ILE:HB	11:2A:44:SER:HB3	1.74	0.68
27:14:1532:C:H42	27:14:1539:G:H1	1.40	0.68
27:14:1543:A:H1'	27:14:1545:A:O4'	1.92	0.68
43:75:111:ARG:C	43:75:113:LYS:H	2.00	0.68
49:D5:17:ALA:HA	49:D5:20:ARG:HB2	1.75	0.68
27:1H:470:A:H1'	27:1H:1247:C:O4'	1.93	0.68
34:51:64:LEU:O	34:51:68:THR:OG1	2.11	0.68
35:61:92:VAL:HG13	35:61:120:ILE:HG23	1.76	0.68
43:B8:91:ARG:HB2	43:B8:121:ILE:HG13	1.75	0.68
5:42:122:GLU:O	5:42:126:ARG:NH1	2.27	0.68
7:62:113:GLU:HB2	7:62:119:ARG:HG3	1.76	0.68
28:1J:66:A:O2'	28:1J:67:G:OP2	2.10	0.68
46:A5:73:ALA:HB3	46:A5:106:ILE:HG12	1.76	0.68
4:3E:187:ARG:NH2	4:3E:190:ASP:OD2	2.26	0.68
27:1H:1064:G:N7	65:1H:3735:HOH:O	2.27	0.68
41:98:52:ILE:O	41:98:55:ALA:N	2.27	0.68
1:1G:692:U:OP1	11:2A:124:LYS:NZ	2.22	0.68
10:1A:3:LYS:N	10:1A:74:ILE:O	2.26	0.68
27:14:74:A:H5''	27:14:75:G:O4'	1.93	0.68
27:14:220:G:O2'	27:14:233:A:N3	2.24	0.68
27:14:1166:C:H42	27:14:1183:G:H1	1.40	0.68
27:14:1800:C:OP2	30:19:183:ARG:NH2	2.25	0.68
7:6E:38:LEU:HD12	7:6E:41:ARG:HD2	1.76	0.68
31:21:111:ARG:HG3	31:21:160:TYR:CD2	2.29	0.68
53:L8:38:GLU:HB3	53:L8:40:THR:HG23	1.75	0.68
12:3A:54:LYS:HE3	12:3A:64:THR:HB	1.76	0.68
27:14:2208:U:H4'	30:19:151:LYS:HG2	1.75	0.68
43:75:125:ARG:HA	43:75:128:GLU:HB3	1.76	0.68
1:13:567:G:N7	12:3I:12:ARG:NH2	2.40	0.68
2:1E:5:ILE:HG13	2:1E:221:LEU:HD23	1.76	0.68
27:1H:923:G:H4'	49:H8:170:THR:HG21	1.76	0.68
27:1H:1040:G:OP1	44:C8:50:ARG:NH2	2.26	0.68
27:14:414:C:O2	27:14:1864:U:O2'	2.11	0.68
27:14:1934:C:N3	27:14:1964:G:N1	2.39	0.68
35:69:78:THR:C	35:69:80:PRO:HD3	2.19	0.68
37:58:42:TRP:HA	37:58:48:MET:HE1	1.75	0.68
27:14:2785:C:OP1	31:29:41:LYS:NZ	2.23	0.68
1:13:445:G:H1	1:13:489:C:H42	1.41	0.67

Continued on next page...

Continued from previous page...

Atom-1	Atom-2	Interatomic distance (Å)	Clash overlap (Å)
1:13:975:A:H5'	1:13:975:A:H8	1.56	0.67
54:M8:46:GLN:HE21	54:M8:48:ARG:HG2	1.60	0.67
1:1G:560:U:OP1	65:1G:1813:HOH:O	2.11	0.67
20:BA:33:ILE:HD12	20:BA:63:ILE:HG13	1.76	0.67
27:14:2528:U:H4'	27:14:2529:G:H21	1.59	0.67
20:BI:26:ASN:HD22	20:BI:26:ASN:N	1.91	0.67
27:1H:70:A:H2	47:F8:31:HIS:HE2	1.40	0.67
27:1H:1043:A:OP2	44:C8:92:ARG:NH2	2.27	0.67
36:38:32:LEU:HB2	36:38:33:PRO:HD3	1.77	0.67
44:C8:92:ARG:C	44:C8:94:ASN:H	2.01	0.67
1:1G:1187:G:H3'	1:1G:1188:A:H8	1.59	0.67
4:32:10:ARG:HB2	4:32:40:PRO:HG3	1.74	0.67
21:1B:6:ARG:NH2	21:1B:15:ARG:HE	1.92	0.67
27:14:1784:A:OP1	65:14:3539:HOH:O	2.12	0.67
27:14:2611:U:OP1	65:14:3537:HOH:O	2.11	0.67
38:25:71:ARG:NH2	38:25:122:LEU:O	2.27	0.67
40:45:38:GLU:OE2	40:45:128:LYS:N	2.15	0.67
1:13:501:C:H2'	1:13:502:G:C8	2.29	0.67
26:5K:33:U:H2'	26:5K:34:G:H3'	1.77	0.67
27:1H:1152:U:H2'	27:1H:1153:G:C8	2.30	0.67
27:1H:2414:U:H2'	27:1H:2415:C:C2	2.30	0.67
27:1H:2789:A:N7	65:1H:3730:HOH:O	2.26	0.67
49:H8:73:GLN:HB3	49:H8:87:ASP:HB2	1.76	0.67
1:1G:1278:U:H5''	1:1G:1279:A:O4'	1.94	0.67
27:14:449:A:N7	65:14:3578:HOH:O	2.27	0.67
54:I5:65:ASP:HA	54:I5:70:GLY:HA3	1.75	0.67
1:13:1157:A:H62	1:13:1178:G:N2	1.92	0.67
27:1H:869:A:H2'	27:1H:992:G:H5''	1.76	0.67
27:1H:2228:G:H3'	27:1H:2229:G:N7	2.09	0.67
39:78:120:ALA:HB1	39:78:138:LEU:HB3	1.74	0.67
1:1G:668:G:HO2'	15:6A:46:HIS:HD1	1.40	0.67
59:1L:70:G:C5	59:1L:71:G:H1'	2.30	0.67
27:14:880:G:H22	27:14:897:C:H42	1.43	0.67
27:14:958:U:O2	28:1J:89(A):A:O2'	2.11	0.67
30:19:70:TRP:CH2	30:19:150:LYS:HA	2.30	0.67
45:95:1:MET:HG3	45:95:43:GLU:H	1.59	0.67
3:22:174:PRO:HB2	3:22:177:THR:HB	1.76	0.67
60:2L:73:A:O2'	50:E5:5:LYS:HD2	1.94	0.67
27:14:885:C:O2	27:14:889:C:N4	2.26	0.67
27:14:1019:U:H2'	27:14:1020:A:C8	2.30	0.67
27:14:1138:G:H21	37:15:106:MET:HE3	1.60	0.67

Continued on next page...

Continued from previous page...

Atom-1	Atom-2	Interatomic distance (Å)	Clash overlap (Å)
30:19:71:ASP:N	30:19:71:ASP:OD1	2.26	0.67
27:1H:908:U:C5	27:1H:964:A:C2	2.82	0.67
34:51:58:GLU:HB2	34:51:61:HIS:H	1.60	0.67
1:1G:652:U:H1'	1:1G:653:A:C2	2.30	0.67
1:1G:652:U:H1'	1:1G:653:A:H2	1.60	0.67
1:1G:1259:C:N4	1:1G:1260:C:O2	2.28	0.67
4:32:64:LEU:HD22	4:32:198:VAL:HG11	1.76	0.67
4:32:119:GLN:HG3	4:32:123:HIS:HD2	1.59	0.67
60:2L:23:A:H2'	60:2L:24:G:H8	1.58	0.67
27:14:2461:C:H2'	27:14:2462:U:C6	2.30	0.67
33:49:83:ARG:HB2	33:49:86:MET:HB2	1.76	0.67
1:13:62:U:O2'	1:13:379:C:O2	2.12	0.67
2:1E:77:ALA:HB2	2:1E:211:ILE:HD13	1.76	0.67
4:3E:108:LEU:HB3	4:3E:110:PHE:CE1	2.29	0.67
27:1H:85:C:O2'	27:1H:102:U:O2'	1.99	0.67
27:1H:579:U:O2'	27:1H:580:G:H8	1.77	0.67
4:32:13:ARG:NH1	4:32:38:TYR:O	2.27	0.67
1:13:581:G:N7	65:13:1833:HOH:O	2.28	0.67
13:4I:17:VAL:O	13:4I:20:THR:OG1	2.12	0.67
24:3K:18:G:O2'	24:3K:60:U:N3	2.23	0.67
27:1H:304:C:H42	27:1H:386:G:H1	1.43	0.67
39:78:71:VAL:O	39:78:73:GLY:N	2.28	0.67
51:J8:90:ILE:HD13	51:J8:94:LEU:HD13	1.76	0.67
1:1G:734:G:H21	18:9A:75:ILE:HD11	1.58	0.67
1:1G:1200:C:H4'	1:1G:1201:A:H5'	1.76	0.67
27:14:747:U:O2	27:14:2014:A:H1'	1.94	0.67
27:14:1342:A:H2	27:14:1602:U:N3	1.92	0.67
27:14:1997:G:OP2	65:14:3538:HOH:O	2.12	0.67
1:13:1316:G:H22	1:13:1319:A:H5''	1.60	0.67
8:7E:9:MET:HG3	8:7E:26:VAL:HG11	1.74	0.67
27:1H:2284:G:N7	65:1H:3736:HOH:O	2.27	0.67
30:11:71:ASP:OD1	30:11:103:ARG:NH2	2.28	0.67
27:14:1728:G:N1	27:14:1730:U:OP2	2.28	0.67
32:39:136:THR:O	32:39:140:LEU:HB2	1.95	0.67
45:95:71:LEU:N	45:95:86:GLY:HA3	2.10	0.67
1:13:601:C:H2'	1:13:602:A:C8	2.30	0.67
1:13:601:C:H2'	1:13:602:A:H8	1.59	0.67
4:3E:138:TYR:OH	4:3E:141:ARG:NH2	2.28	0.67
35:61:86:THR:H	35:61:123:LEU:HD12	1.60	0.67
1:1G:660:G:N2	1:1G:745:C:N3	2.40	0.67
1:1G:983:A:N1	1:1G:1222:G:N2	2.43	0.67

Continued on next page...

Continued from previous page...

Atom-1	Atom-2	Interatomic distance (Å)	Clash overlap (Å)
3:22:58:GLU:HB3	3:22:65:ALA:HB3	1.77	0.67
10:1A:44:VAL:HG22	10:1A:66:ARG:HG2	1.77	0.67
27:14:1530:G:O6	27:14:1542:G:N2	2.28	0.67
27:14:2744:G:N2	34:59:143:GLN:OE1	2.28	0.67
30:19:146:GLU:HB2	30:19:189:CYS:HB3	1.77	0.67
19:AI:19:VAL:HG11	19:AI:44:MET:HB3	1.75	0.66
27:1H:60:G:H1'	52:K8:47:ASN:HB2	1.77	0.66
27:1H:778:C:H3'	65:1H:3646:HOH:O	1.93	0.66
32:31:103:LYS:O	32:31:106:ARG:HG2	1.94	0.66
8:72:64:LYS:HD2	8:72:79:VAL:HG11	1.77	0.66
1:13:102:G:O6	65:13:1818:HOH:O	2.11	0.66
1:13:156:G:H1	1:13:165:C:H42	1.43	0.66
43:B8:24:PRO:HA	43:B8:49:VAL:HG13	1.77	0.66
27:14:751:A:H5'	46:A5:90:ARG:HG2	1.76	0.66
27:14:2243:U:OP1	65:14:3520:HOH:O	2.11	0.66
28:1J:58:A:H3'	28:1J:59:A:H8	1.60	0.66
27:1H:1701:G:C6	41:98:9:LYS:HG3	2.30	0.66
34:51:98:LEU:HD22	34:51:125:VAL:HB	1.77	0.66
32:39:127:GLU:O	32:39:129:PHE:N	2.29	0.66
1:13:1073:U:H3	1:13:1102:A:H61	1.42	0.66
1:13:1321:C:H5''	1:13:1322:C:H5''	1.77	0.66
15:6I:4:THR:OG1	15:6I:7:GLU:HG3	1.95	0.66
27:1H:330:U:O4	65:1H:3667:HOH:O	2.11	0.66
27:1H:1200:C:OP1	44:C8:76:TYR:OH	2.12	0.66
27:1H:2201:C:OP1	29:71:46:LYS:NZ	2.24	0.66
27:1H:2321:G:N2	27:1H:2324:A:H2	1.93	0.66
31:21:68:ALA:O	31:21:71:GLY:N	2.26	0.66
34:51:87:LEU:HA	34:51:163:TYR:O	1.94	0.66
1:1G:1279:A:O2'	1:1G:1281:U:OP2	2.12	0.66
1:1G:1322:C:HO2'	1:1G:1323:G:P	2.18	0.66
27:14:1992:G:N7	65:14:3583:HOH:O	2.28	0.66
32:39:66:PRO:O	32:39:67:GLN:HB3	1.94	0.66
47:B5:9:LEU:HA	52:G5:36:ARG:HH21	1.59	0.66
55:J5:41:PRO:O	55:J5:44:THR:OG1	2.14	0.66
13:4I:5:ALA:HB2	13:4I:61:GLU:HG2	1.78	0.66
27:1H:347:A:P	32:31:168:ARG:HH21	2.17	0.66
27:1H:802:C:H2'	27:1H:803:C:H6	1.59	0.66
27:1H:1250:A:H2	27:1H:1288:A:N1	1.93	0.66
1:1G:652:U:O2'	1:1G:653:A:O5'	2.13	0.66
33:49:38:VAL:HG22	33:49:93:THR:HA	1.78	0.66
40:88:90:VAL:HG13	40:88:91:GLU:H	1.59	0.66

Continued on next page...

Continued from previous page...

Atom-1	Atom-2	Interatomic distance (Å)	Clash overlap (Å)
3:22:166:GLU:HG3	3:22:167:TRP:H	1.60	0.66
27:14:1024:G:H5''	27:14:1025:G:H5''	1.78	0.66
32:39:181:LEU:HD22	32:39:186:ILE:HD11	1.77	0.66
49:D5:97:GLU:HB3	49:D5:125:LEU:HD11	1.77	0.66
53:H5:39:ASP:OD1	53:H5:44:ARG:NE	2.29	0.66
1:13:1132:C:H2'	1:13:1133:G:C8	2.30	0.66
12:3I:21:VAL:HG22	12:3I:24:LEU:HD23	1.77	0.66
27:1H:1339:U:H2'	27:1H:1340:C:C6	2.31	0.66
32:31:33:LEU:HD13	32:31:112:MET:HE2	1.77	0.66
33:41:22:ARG:HH22	33:41:175:LEU:HD21	1.60	0.66
42:A8:26:LEU:HD13	42:A8:87:PHE:HD1	1.58	0.66
1:1G:375:U:O2	16:7A:28:ARG:NH1	2.28	0.66
27:14:1151:G:H5''	44:85:81:HIS:NE2	2.11	0.66
27:14:1329:U:H5''	27:14:1330:C:H5	1.60	0.66
1:13:342:C:H2'	1:13:343:U:O4'	1.96	0.66
2:1E:53:ARG:NH2	2:1E:198:ASP:O	2.27	0.66
26:5K:16:H2U:H4'	26:5K:17:C:OP2	1.94	0.66
27:1H:52:A:OP2	65:1H:3668:HOH:O	2.13	0.66
1:1G:1251:A:H2'	1:1G:1252:A:C8	2.30	0.66
18:9A:22:VAL:HG22	18:9A:23:LYS:H	1.61	0.66
27:14:34:C:O2'	27:14:35:G:O5'	2.13	0.66
27:14:1786:A:H2	27:14:2606:C:H1'	1.61	0.66
30:19:182:LEU:H	30:19:272:ALA:HB3	1.60	0.66
42:65:18:ILE:O	42:65:21:THR:OG1	2.14	0.66
47:B5:18:TYR:HA	47:B5:21:PHE:CD1	2.30	0.66
34:51:106:THR:HG22	34:51:112:PRO:HB3	1.78	0.66
27:14:1857:G:N7	65:14:3585:HOH:O	2.29	0.66
27:14:2454:G:N7	65:14:3577:HOH:O	2.27	0.66
29:79:39:GLU:HB2	29:79:178:ALA:HB3	1.77	0.66
31:29:9:VAL:HA	43:75:3:ARG:HD3	1.78	0.66
56:K5:31:PRO:HG2	56:K5:33:LYS:HB2	1.77	0.66
3:2E:73:PRO:HA	3:2E:76:VAL:HG13	1.78	0.66
10:1A:23:ILE:HG23	10:1A:85:LEU:HD13	1.78	0.66
27:14:141:A:C8	27:14:1408:C:H1'	2.31	0.66
27:14:2109:U:O2	27:14:2181:G:N2	2.29	0.66
27:14:2391:G:O6	27:14:2425:A:H8	1.79	0.66
43:75:136:GLN:HG3	43:75:137:LYS:HD2	1.78	0.66
46:A5:82:LEU:HD22	46:A5:84:ARG:HH22	1.59	0.66
1:13:1435:G:H2'	1:13:1436:U:C6	2.32	0.65
13:4I:107:ALA:HB3	13:4I:111:LYS:HD3	1.78	0.65
23:2K:9:A:O2'	23:2K:10:G:N7	2.28	0.65

Continued on next page...

Continued from previous page...

Atom-1	Atom-2	Interatomic distance (Å)	Clash overlap (Å)
27:1H:787:G:OP1	65:1H:3669:HOH:O	2.13	0.65
27:1H:2460:G:OP2	65:1H:3672:HOH:O	2.14	0.65
39:78:56:SER:O	39:78:57:THR:HB	1.96	0.65
40:88:31:ASP:N	40:88:107:ALA:HB2	2.10	0.65
3:22:8:ILE:O	3:22:11:ARG:N	2.24	0.65
8:72:29:SER:HB3	8:72:32:LYS:HG3	1.78	0.65
25:4L:33:G:H2'	25:4L:34:G:C8	2.31	0.65
27:14:1428:C:N4	27:14:1570:A:OP2	2.29	0.65
27:14:1728:G:H8	27:14:1732:A:H62	1.44	0.65
30:19:79:VAL:HG12	30:19:113:VAL:HA	1.78	0.65
50:E5:49:LYS:HB2	50:E5:80:HIS:HB3	1.78	0.65
27:1H:2451:U:O3'	27:1H:2452:A:H3'	1.96	0.65
1:1G:1307:U:OP1	13:4A:101:GLN:NE2	2.29	0.65
10:1A:5:ARG:N	10:1A:99:LYS:O	2.24	0.65
11:2A:27:ASN:OD1	11:2A:28:THR:N	2.29	0.65
19:AA:31:ILE:HG23	19:AA:49:ILE:HG23	1.78	0.65
27:14:674:G:H1'	32:39:74:ARG:HD3	1.78	0.65
27:14:1317:A:H2'	27:14:1318:C:H6	1.60	0.65
32:39:197:ASP:HA	32:39:200:GLU:HB2	1.78	0.65
42:65:20:ARG:NE	42:65:20:ARG:O	2.29	0.65
49:D5:121:HIS:ND1	49:D5:123:ASP:O	2.28	0.65
1:13:588:G:OP2	65:13:1819:HOH:O	2.15	0.65
1:13:826:C:H2'	1:13:827:U:O2	1.96	0.65
27:1H:1912:A:H2'	27:1H:1913:A:C8	2.32	0.65
1:1G:323:U:H5'	20:BA:23:ARG:HB2	1.76	0.65
1:1G:1292:U:H2'	1:1G:1293:G:C8	2.32	0.65
2:12:137:ARG:HH12	2:12:141:GLU:N	1.94	0.65
32:39:116:ASP:OD1	32:39:119:ARG:NH2	2.25	0.65
1:13:490:G:OP2	4:3E:132:ARG:NH2	2.29	0.65
27:1H:400:G:O2'	27:1H:401:U:P	2.54	0.65
27:1H:1960:A:O2'	27:1H:1962:5MU:OP2	2.12	0.65
27:1H:2179:G:H2'	27:1H:2180:G:C4	2.31	0.65
27:1H:2695:U:H5'	27:1H:2695:U:H6	1.62	0.65
1:1G:513:C:H42	1:1G:538:G:H1	1.44	0.65
1:1G:1238:A:H62	1:1G:1301:U:H3	1.42	0.65
31:29:5:LEU:HD21	31:29:81:ILE:HD11	1.76	0.65
39:35:61:ARG:CB	39:35:61:ARG:HH11	2.09	0.65
39:35:80:TYR:CD1	39:35:111:ARG:HB3	2.32	0.65
51:F5:82:LEU:HD12	51:F5:83:GLU:HB3	1.78	0.65
1:13:1279:A:O2'	1:13:1281:U:OP2	2.15	0.65
11:2I:34:ASP:OD1	11:2I:38:ASN:N	2.30	0.65

Continued on next page...

Continued from previous page...

Atom-1	Atom-2	Interatomic distance (Å)	Clash overlap (Å)
27:1H:795:U:O2	27:1H:2037:A:H1'	1.97	0.65
8:72:21:LYS:O	8:72:65:TYR:OH	2.06	0.65
11:2A:13:GLN:HG3	11:2A:76:GLY:HA3	1.78	0.65
27:14:307:G:H21	27:14:330:A:N6	1.94	0.65
27:14:1931:U:H5''	27:14:1932:A:OP2	1.96	0.65
27:14:2120:G:H2'	27:14:2121:G:H8	1.60	0.65
39:35:125:VAL:HG13	39:35:144:GLU:HB3	1.77	0.65
47:B5:23:GLU:HG3	47:B5:24:GLY:H	1.60	0.65
58:M5:29:LYS:HG3	58:M5:29:LYS:O	1.95	0.65
1:13:108:G:OP2	1:13:326:G:N1	2.23	0.65
1:13:1503:A:H5'	1:13:1531:A:H1'	1.78	0.65
26:5K:54:5MU:HN3	26:5K:58:A:H62	1.42	0.65
27:1H:456:A:OP1	65:1H:3674:HOH:O	2.15	0.65
27:1H:1158:A:O2'	27:1H:1159:G:H4'	1.97	0.65
43:B8:58:ASN:C	43:B8:58:ASN:HD22	2.05	0.65
7:62:44:TYR:HA	7:62:47:CYS:HB3	1.79	0.65
10:1A:4:ILE:HB	10:1A:74:ILE:HG12	1.79	0.65
1:13:1048:G:H5''	14:5I:3:ARG:HB3	1.78	0.65
6:5E:62:TRP:C	6:5E:63:TYR:HD1	2.04	0.65
8:7E:64:LYS:HG2	8:7E:79:VAL:HG21	1.78	0.65
27:1H:240:G:P	39:78:60:MET:HE1	2.37	0.65
27:1H:626:G:O2'	27:1H:703:A:N6	2.30	0.65
27:1H:2201:C:O2'	29:71:168:THR:O	2.14	0.65
31:21:116:VAL:HG13	31:21:122:PHE:HB2	1.79	0.65
1:1G:134:A:H61	16:7A:25:ARG:NH1	1.94	0.65
1:1G:403:C:O2'	4:32:122:ARG:NH2	2.24	0.65
1:1G:986:A:N3	19:AA:52:TYR:OH	2.30	0.65
27:14:1022:G:N2	27:14:1142(A):A:H2	1.94	0.65
31:29:97:LYS:N	31:29:100:GLU:OE2	2.26	0.65
38:25:47:ILE:HG13	38:25:48:PRO:HD2	1.78	0.65
43:75:62:THR:HB	43:75:75:ILE:HG12	1.78	0.65
58:M5:39:LYS:O	58:M5:43:GLN:N	2.29	0.65
1:13:1125:U:O2'	1:13:1126:U:H5''	1.97	0.65
1:13:1379:G:H4'	7:6E:156:TRP:HH2	1.61	0.65
27:1H:994:G:OP1	65:1H:3670:HOH:O	2.14	0.65
31:21:128:SER:OG	31:21:129:HIS:N	2.26	0.65
32:31:63:LYS:HE3	32:31:67:GLN:HB2	1.77	0.65
32:31:127:GLU:O	32:31:129:PHE:N	2.29	0.65
32:31:178:PRO:HB3	32:31:198:ALA:HB1	1.79	0.65
40:88:135:ASP:N	40:88:135:ASP:OD1	2.30	0.65
43:B8:16:ARG:NH1	43:B8:80:SER:O	2.27	0.65

Continued on next page...

Continued from previous page...

Atom-1	Atom-2	Interatomic distance (Å)	Clash overlap (Å)
1:1G:56:U:H2'	1:1G:57:G:C8	2.32	0.65
1:1G:1399:C:O2	65:1G:1814:HOH:O	2.12	0.65
40:45:34:LEU:HB2	40:45:118:LEU:HD22	1.79	0.65
40:45:90:VAL:HG13	40:45:91:GLU:H	1.62	0.65
1:13:114:U:H2'	1:13:115:G:C8	2.31	0.65
5:4E:126:ARG:HG3	5:4E:126:ARG:HH11	1.60	0.65
27:1H:2595:G:OP2	65:1H:3675:HOH:O	2.15	0.65
47:F8:15:GLU:OE1	47:F8:15:GLU:N	2.30	0.65
8:72:124:ALA:O	8:72:128:GLY:N	2.29	0.65
27:14:531:C:OP1	27:14:561:G:N2	2.30	0.65
27:14:1795:C:O2	30:19:255:LYS:HE3	1.97	0.65
1:13:434:U:H2'	1:13:435:C:H6	1.62	0.65
1:13:624:C:H2'	1:13:625:G:H8	1.62	0.65
1:13:878:G:H5'	8:7E:89:PRO:HG2	1.78	0.65
27:1H:918:A:OP1	40:88:6:ARG:HD3	1.97	0.65
27:1H:1533:A:H2'	27:1H:1534:G:H8	1.62	0.65
36:38:23:SER:OG	36:38:114:GLY:O	2.15	0.65
40:88:21[B]:THR:HB	40:88:98:LYS:HB2	1.79	0.65
1:1G:153:C:H2'	1:1G:154:C:H6	1.62	0.65
1:1G:346:G:OP1	43:75:41:ARG:NH2	2.28	0.65
28:1J:44:G:H1'	28:1J:47:C:H42	1.61	0.65
45:95:69:LYS:HB3	45:95:88:ARG:HG3	1.79	0.65
1:13:1126:U:H5'	1:13:1127:G:C8	2.32	0.64
21:1F:10:ARG:HA	21:1F:13:ILE:HD12	1.79	0.64
27:1H:724:A:H8	27:1H:2092:G:N2	1.93	0.64
27:1H:2668:G:O2'	27:1H:2669:U:OP2	2.15	0.64
37:58:42:TRP:O	44:C8:64:ARG:NH2	2.25	0.64
1:1G:1033:G:H2'	1:1G:1034:G:H8	1.63	0.64
9:82:19:LEU:HA	9:82:61:ALA:HA	1.78	0.64
27:14:322:A:H3'	32:39:169:ASN:HD21	1.62	0.64
48:C5:28:LYS:NZ	48:C5:64:GLU:OE2	2.21	0.64
27:1H:778:C:OP2	65:1H:3646:HOH:O	2.14	0.64
27:1H:1684:C:P	65:1H:3641:HOH:O	2.54	0.64
1:1G:407:G:H1	1:1G:435:C:H42	1.45	0.64
1:1G:661:G:H1	1:1G:744:C:H42	1.43	0.64
16:7A:70:ALA:O	16:7A:74:LEU:HD12	1.97	0.64
27:14:1100:C:H2'	27:14:1101:U:C6	2.32	0.64
27:14:2315:G:OP1	33:49:36:LYS:NZ	2.27	0.64
38:25:11:ALA:HB3	38:25:85:VAL:HG23	1.78	0.64
47:B5:6:ASP:OD1	47:B5:6:ASP:N	2.27	0.64
52:G5:2:LYS:O	52:G5:5:GLU:N	2.29	0.64

Continued on next page...

Continued from previous page...

Atom-1	Atom-2	Interatomic distance (Å)	Clash overlap (Å)
27:1H:631:U:N3	27:1H:647:A:H2	1.92	0.64
27:1H:1427:G:OP2	65:1H:3678:HOH:O	2.15	0.64
52:K8:44:LEU:HD23	52:K8:47:ASN:HA	1.80	0.64
1:1G:110:C:O2'	16:7A:25:ARG:O	2.14	0.64
2:12:178:ARG:NH1	2:12:196:LEU:O	2.23	0.64
5:42:142:LEU:O	5:42:143:ARG:NH1	2.30	0.64
59:1L:34:G:H2'	59:1L:35:A:C8	2.33	0.64
24:3L:30:G:H1	24:3L:40:C:H42	1.44	0.64
27:14:107:C:H2'	27:14:108:U:H6	1.63	0.64
27:14:479:A:N3	27:14:481:G:H5''	2.12	0.64
27:14:589:C:H2'	27:14:590:A:C8	2.32	0.64
29:79:22:ILE:HG21	29:79:190:ARG:HG2	1.78	0.64
30:19:72:LYS:NZ	30:19:101:GLU:OE1	2.28	0.64
39:35:14:LYS:O	39:35:16:ARG:N	2.31	0.64
1:13:148:G:H2'	1:13:149:A:H8	1.61	0.64
6:5E:16:GLN:CD	6:5E:16:GLN:H	2.05	0.64
7:6E:108:ALA:O	7:6E:111:ARG:HG3	1.97	0.64
24:3K:56:C:N4	27:1H:2135:G:H22	1.95	0.64
27:1H:1886:A:H62	27:1H:1911:G:H8	1.45	0.64
27:1H:2452:A:H5'	27:1H:2452:A:C8	2.32	0.64
44:C8:92:ARG:HH11	44:C8:95:LEU:HD11	1.60	0.64
1:1G:1342:C:H1'	9:82:124:GLN:NE2	2.12	0.64
10:1A:22:LYS:HE2	10:1A:90:LEU:HD13	1.79	0.64
13:4A:65:LYS:HD3	54:I5:50:VAL:HG11	1.78	0.64
60:2L:54:5MU:H6	60:2L:54:5MU:H5'	1.62	0.64
35:69:76:THR:HA	35:69:139:GLN:HB2	1.78	0.64
51:F5:87:PRO:HA	51:F5:90:ILE:HG23	1.78	0.64
56:K5:16:CYS:O	56:K5:44:ARG:NH2	2.30	0.64
1:13:1228:C:OP1	13:4I:108:ARG:NH2	2.25	0.64
3:2E:116:VAL:HG21	3:2E:202:ILE:HD11	1.78	0.64
8:7E:97:VAL:HA	8:7E:100:ILE:HG13	1.79	0.64
27:1H:1255:G:H21	27:1H:1256:A:H62	1.44	0.64
29:71:201:PRO:HD2	29:71:208:PHE:HZ	1.61	0.64
1:1G:1200:C:OP1	65:1G:1817:HOH:O	2.15	0.64
27:14:71:A:H4'	27:14:72:U:H5''	1.80	0.64
27:14:1168:G:O6	27:14:1181:C:N4	2.20	0.64
32:39:183:VAL:O	32:39:187:VAL:HG23	1.98	0.64
34:59:157:TYR:HA	34:59:171:LEU:HG	1.79	0.64
16:7I:49:LEU:HD22	16:7I:73:LEU:HD22	1.80	0.64
27:1H:989:U:P	65:1H:3659:HOH:O	2.56	0.64
27:1H:1785:G:O6	65:1H:3671:HOH:O	2.14	0.64

Continued on next page...

Continued from previous page...

Atom-1	Atom-2	Interatomic distance (Å)	Clash overlap (Å)
40:88:12:GLN:HG2	40:88:73:PRO:HD2	1.80	0.64
1:1G:200:G:H1	1:1G:217:C:N4	1.95	0.64
1:1G:809:G:OP2	15:6A:48:LYS:NZ	2.27	0.64
27:14:2589:A:OP1	65:14:3540:HOH:O	2.15	0.64
27:14:2791:C:H2'	27:14:2792:G:H8	1.63	0.64
1:13:1391:U:H2'	1:13:1392:G:C8	2.32	0.64
1:13:1499:A:H1'	1:13:1520:G:H5'	1.79	0.64
8:7E:42:GLU:HG3	8:7E:109:ILE:HD12	1.78	0.64
27:1H:182:C:OP1	65:1H:3673:HOH:O	2.15	0.64
27:1H:2148:G:N2	27:1H:2195:U:OP1	2.31	0.64
52:K8:14:ARG:NH1	52:K8:66:GLU:OE1	2.31	0.64
10:1A:34:VAL:HG13	10:1A:74:ILE:HA	1.78	0.64
24:3L:40:C:H2'	24:3L:41:C:H6	1.62	0.64
27:14:795:C:H2'	27:14:796:C:H6	1.62	0.64
1:13:328:C:H4'	1:13:329:A:H5'	1.79	0.64
1:13:690:G:H2'	1:13:691:G:O4'	1.97	0.64
32:31:117:ARG:NH2	32:31:189:THR:O	2.31	0.64
32:31:178:PRO:HG2	32:31:179:GLU:OE2	1.97	0.64
1:13:1323:G:H2'	1:13:1324:A:C8	2.32	0.64
1:13:1348:U:H4'	9:8E:120:ARG:HD2	1.78	0.64
11:2I:16:SER:OG	11:2I:79:SER:OG	2.16	0.64
16:7I:53:VAL:HG12	16:7I:79:VAL:HG22	1.79	0.64
28:16:116:G:H4'	42:A8:54:LEU:HD12	1.79	0.64
45:D8:15:GLU:HG3	45:D8:16:PRO:HD2	1.80	0.64
56:O8:20:ASN:HB2	56:O8:42:TRP:HZ3	1.62	0.64
10:1A:35:SER:OG	10:1A:73:ASP:O	2.16	0.64
27:14:995:C:O2	37:15:3:THR:OG1	2.14	0.64
27:14:2130:U:O2'	27:14:2133:G:O2'	2.15	0.64
27:14:2773:C:OP1	31:29:166:THR:OG1	2.14	0.64
1:13:164:U:H2'	1:13:165:C:C6	2.33	0.64
24:3K:4:C:H2'	24:3K:5:G:O4'	1.97	0.64
27:1H:2288:C:H6	27:1H:2288:C:H5'	1.61	0.64
40:88:22[B]:LYS:HB3	49:H8:78:LYS:HD2	1.78	0.64
44:C8:95:LEU:HD22	45:D8:4:ILE:HD12	1.80	0.64
1:1G:1392:G:H21	1:1G:1502:A:H8	1.46	0.64
3:22:88:ARG:HA	3:22:91:LEU:HD12	1.79	0.64
42:65:61:ASN:HB3	42:65:64:GLU:HB2	1.79	0.64
1:13:1127:G:C8	1:13:1280:A:C5	2.86	0.63
24:3K:28:G:H2'	24:3K:29:G:H8	1.63	0.63
27:1H:1312:A:OP2	65:1H:3677:HOH:O	2.15	0.63
27:1H:2654:G:OP1	37:58:74:ARG:NE	2.20	0.63

Continued on next page...

Continued from previous page...

Atom-1	Atom-2	Interatomic distance (Å)	Clash overlap (Å)
27:1H:2737:C:H5''	41:98:1:MET:HE2	1.80	0.63
39:78:70:GLN:CD	39:78:70:GLN:N	2.56	0.63
41:98:33:ARG:HB2	41:98:115:GLU:HB3	1.80	0.63
27:14:698:C:O2'	27:14:734:A:N6	2.31	0.63
27:14:1360:A:H5''	27:14:1360:A:H8	1.62	0.63
39:35:87:ASP:OD1	39:35:87:ASP:N	2.28	0.63
9:8E:8:GLY:HA2	9:8E:79:LEU:HD12	1.80	0.63
28:16:90:C:H5'	40:88:18:LYS:HA	1.81	0.63
39:78:56:SER:OG	39:78:61:ARG:HD2	1.98	0.63
1:1G:701:C:H1'	1:1G:703:G:C6	2.34	0.63
2:12:27:LYS:HB2	2:12:193:ASP:HB2	1.80	0.63
27:14:2396:G:H1'	51:F5:30:VAL:HG12	1.79	0.63
30:19:228:PRO:O	65:19:402:HOH:O	2.14	0.63
42:65:70:GLY:HA3	42:65:104:GLY:HA3	1.80	0.63
53:H5:10:LYS:HB3	53:H5:53:LEU:HB3	1.79	0.63
55:J5:33:CYS:SG	55:J5:36:CYS:N	2.72	0.63
1:13:28:G:O2'	1:13:296:U:OP1	2.15	0.63
3:2E:189:ALA:HB3	3:2E:196:LEU:HB3	1.79	0.63
10:1I:48:THR:HA	10:1I:62:HIS:HB3	1.80	0.63
27:1H:1108:U:H4'	27:1H:1117:A:H1'	1.80	0.63
27:1H:1389:A:OP2	65:1H:3629:HOH:O	2.15	0.63
27:1H:2719:G:O6	65:1H:3681:HOH:O	2.16	0.63
1:1G:1348:U:N3	1:1G:1374:A:H2	1.97	0.63
59:1L:29:G:H1	59:1L:41:C:N4	1.95	0.63
39:35:52:GLU:O	39:35:54:GLY:N	2.28	0.63
32:31:129:PHE:O	32:31:131:GLY:N	2.31	0.63
35:61:132:PRO:O	35:61:133:HIS:ND1	2.32	0.63
48:G8:91:GLU:HG3	48:G8:92:ASN:HB3	1.80	0.63
56:O8:34:LEU:HD23	56:O8:36:LEU:HD22	1.80	0.63
6:52:82:ARG:HB2	6:52:85:VAL:HG23	1.81	0.63
9:82:18:PHE:O	9:82:62:TYR:N	2.29	0.63
10:1A:50:ILE:HG22	10:1A:52:GLY:H	1.63	0.63
38:25:75:SER:HB2	43:75:74:ARG:HH12	1.64	0.63
1:13:352:C:O2'	1:13:354:G:OP1	2.15	0.63
1:13:1070:U:H2'	1:13:1071:C:H6	1.63	0.63
27:1H:709:C:H4'	39:78:13:ASN:ND2	2.14	0.63
27:1H:1726:G:N2	27:1H:2012:G:H22	1.97	0.63
38:68:64:ARG:NH1	38:68:81:ASP:OD1	2.32	0.63
42:A8:76:LYS:O	42:A8:80:LEU:HD23	1.98	0.63
27:14:2557:G:H2'	27:14:2558:C:C6	2.33	0.63
30:19:144:ALA:HB3	30:19:192:THR:HG23	1.80	0.63

Continued on next page...

Continued from previous page...

Atom-1	Atom-2	Interatomic distance (Å)	Clash overlap (Å)
33:49:112:PRO:HG2	54:I5:37:SER:HB3	1.80	0.63
1:13:32:A:H2'	1:13:33:A:C8	2.34	0.63
1:13:380:G:N2	1:13:383:A:OP2	2.32	0.63
1:13:1380:U:O2	7:6E:3:ARG:NH1	2.32	0.63
4:3E:95:GLY:HA3	4:3E:188:LEU:HD11	1.80	0.63
14:5I:21:TYR:HE1	14:5I:23:ARG:HE	1.46	0.63
27:1H:495:G:N7	57:P8:39:ARG:NH2	2.40	0.63
27:1H:1687:U:OP1	65:1H:3680:HOH:O	2.15	0.63
27:1H:1716:A:N6	27:1H:1724:A:H61	1.96	0.63
27:1H:2457:G:OP2	32:31:68:LYS:NZ	2.30	0.63
1:1G:682:G:O6	65:1G:1815:HOH:O	2.12	0.63
27:14:2210:G:H3'	27:14:2211:G:C4	2.34	0.63
35:69:27:ARG:HD2	51:F5:71:TYR:CE1	2.33	0.63
49:D5:69:THR:HA	49:D5:89:PHE:O	1.99	0.63
1:13:105:G:H2'	1:13:106:C:C6	2.34	0.63
27:1H:70:A:H2	47:F8:31:HIS:NE2	1.97	0.63
27:1H:2139:G:OP2	27:1H:2188:G:N2	2.31	0.63
47:F8:44:GLU:HB2	47:F8:49:VAL:O	1.98	0.63
1:1G:191(F):U:H2'	1:1G:191:G:H8	1.64	0.63
1:1G:1095:U:OP1	1:1G:1108:G:N2	2.30	0.63
4:32:12:CYS:SG	4:32:19:LEU:HB2	2.39	0.63
12:3A:59:SER:HB2	12:3A:61:TYR:HD1	1.62	0.63
33:49:19:LEU:HA	33:49:22:ARG:HB2	1.80	0.63
35:69:20:ASP:N	35:69:20:ASP:OD1	2.32	0.63
1:13:792:A:H4'	1:13:793:U:O5'	1.98	0.63
1:13:1118:C:H1'	1:13:1179:A:C4	2.34	0.63
27:1H:1220:A:N7	27:1H:1222:G:O2'	2.31	0.63
27:1H:1543:A:H8	27:1H:1625:C:O2'	1.82	0.63
27:1H:2157:A:H2'	27:1H:2158:A:C8	2.33	0.63
42:A8:88:ASP:OD1	42:A8:90:GLY:N	2.32	0.63
43:B8:105:LEU:O	43:B8:107:ASP:N	2.32	0.63
54:M8:64:GLY:HA2	54:M8:69:LYS:HB3	1.80	0.63
1:1G:1310:G:H1	1:1G:1327:C:H42	1.45	0.63
1:1G:1333:A:H2'	1:1G:1334:G:O4'	1.99	0.63
12:3A:67:ILE:HD12	12:3A:74:LEU:HD12	1.80	0.63
19:AA:48:THR:HB	19:AA:61:TYR:HA	1.79	0.63
27:14:639:U:H2'	27:14:640:C:C6	2.33	0.63
27:14:2380:C:OP1	42:65:20:ARG:NH1	2.32	0.63
27:14:2691:C:H2'	27:14:2692:C:H6	1.63	0.63
30:19:68:LYS:HD2	30:19:70:TRP:CZ2	2.34	0.63
25:4K:39:U:H2'	25:4K:40:U:H6	1.62	0.63

Continued on next page...

Continued from previous page...

Atom-1	Atom-2	Interatomic distance (Å)	Clash overlap (Å)
27:1H:777:G:OP2	30:11:13:ARG:NH1	2.32	0.63
29:71:37:PHE:HZ	29:71:218:MET:HE3	1.62	0.63
30:11:70:TRP:CD1	30:11:70:TRP:C	2.75	0.63
35:61:61:ARG:NH2	35:61:64:GLU:OE2	2.32	0.63
1:1G:1187:G:O2'	9:82:111:ARG:NH1	2.32	0.63
1:1G:1326:C:H2'	1:1G:1327:C:C6	2.34	0.63
3:22:44:GLU:HA	3:22:52:LEU:HD11	1.81	0.63
18:9A:70:ILE:HG23	18:9A:79:LEU:HD13	1.80	0.63
20:BA:50:GLU:HA	20:BA:100:ILE:HG12	1.80	0.63
28:1J:83:G:H5''	53:H5:52:HIS:CE1	2.33	0.63
40:45:26:TYR:O	40:45:67:ARG:NH1	2.31	0.63
42:65:76:LYS:HG3	42:65:77:ALA:H	1.64	0.63
1:13:951:G:OP2	13:4I:102:ARG:NH2	2.32	0.62
4:3E:57:ARG:HD3	4:3E:205:GLU:C	2.24	0.62
8:7E:25:ASP:HA	8:7E:59:LEU:O	1.99	0.62
24:3K:1:G:H1	24:3K:72:C:H42	1.46	0.62
42:A8:59:LYS:HG2	42:A8:60:GLY:H	1.64	0.62
1:1G:1004:A:O2'	1:1G:1036:G:N2	2.32	0.62
9:82:44:VAL:O	9:82:51:ARG:NH2	2.23	0.62
10:1A:58:ASP:N	10:1A:58:ASP:OD1	2.31	0.62
15:6A:82:ILE:HD11	15:6A:88:ARG:HB2	1.80	0.62
27:14:1210:A:H5''	27:14:1211:U:H3'	1.80	0.62
1:13:837:G:H1	1:13:849:C:H42	1.44	0.62
11:2I:41:THR:HG21	11:2I:71:LYS:HB2	1.80	0.62
24:3K:11:C:N4	24:3K:24:G:H1	1.96	0.62
1:1G:920:U:H2'	1:1G:921:U:C6	2.34	0.62
1:1G:953:G:H5'	1:1G:965:A:H61	1.64	0.62
19:AA:16:LEU:HA	19:AA:19:VAL:HB	1.81	0.62
33:49:67:LYS:HG3	54:I5:6:HIS:HB3	1.81	0.62
1:13:838:G:H1	1:13:848:C:H42	1.45	0.62
2:1E:92:TYR:CZ	2:1E:151:GLY:HA3	2.34	0.62
4:3E:142:PRO:HA	4:3E:185:PHE:HD2	1.65	0.62
13:4I:10:PRO:HB3	13:4I:18:ALA:HB1	1.81	0.62
14:5I:3:ARG:HD3	14:5I:6:LEU:HD12	1.81	0.62
27:1H:70:A:H5'	27:1H:72:A:C8	2.35	0.62
27:1H:469:G:C4'	32:31:46:ARG:HG3	2.30	0.62
45:D8:37:VAL:HG13	45:D8:52:VAL:HG13	1.82	0.62
47:F8:27:THR:HB	47:F8:80:ILE:HB	1.81	0.62
54:M8:10:VAL:HG22	54:M8:11:PRO:HD2	1.80	0.62
54:M8:23:GLU:O	54:M8:25:TYR:N	2.33	0.62
1:1G:56:U:H2'	1:1G:57:G:H8	1.63	0.62

Continued on next page...

Continued from previous page...

Atom-1	Atom-2	Interatomic distance (Å)	Clash overlap (Å)
1:1G:554:C:H2'	1:1G:555:C:H6	1.62	0.62
46:A5:82:LEU:HD22	46:A5:84:ARG:NH2	2.14	0.62
58:M5:22:VAL:HG12	58:M5:50:LEU:HG	1.81	0.62
1:13:624:C:H2'	1:13:625:G:C8	2.35	0.62
27:1H:1057:A:OP1	65:1H:3682:HOH:O	2.16	0.62
27:1H:1452:U:H2'	27:1H:1453:U:C6	2.35	0.62
27:1H:1849:G:OP1	30:11:88:ARG:NH2	2.28	0.62
31:21:109:LYS:HE2	31:21:191:PRO:HA	1.81	0.62
1:1G:1203:C:H2'	1:1G:1204:A:C8	2.34	0.62
2:12:73:THR:HB	2:12:96:ARG:H	1.64	0.62
2:12:167:PRO:O	2:12:171:ALA:HB2	1.99	0.62
5:42:129:ILE:H	5:42:129:ILE:HD12	1.64	0.62
27:14:279:C:N4	27:14:361:G:H1	1.97	0.62
1:13:222:U:H2'	1:13:223:U:C6	2.35	0.62
1:13:280:C:N3	17:8I:39:SER:N	2.45	0.62
1:13:1325:C:H4'	21:1F:17:THR:HG21	1.80	0.62
2:1E:168:THR:HG21	2:1E:191:ASP:HB3	1.80	0.62
27:1H:273:U:O2'	27:1H:274:G:O5'	2.18	0.62
27:1H:934:C:O2	27:1H:935:A:N6	2.33	0.62
27:1H:1645:C:H5'	47:F8:36:LYS:HB2	1.82	0.62
27:1H:2121:U:H2'	27:1H:2122:U:O4'	1.99	0.62
40:88:57:HIS:NE2	40:88:116:GLU:HG2	2.15	0.62
1:1G:401:C:H2'	1:1G:402:G:C8	2.35	0.62
11:2A:108:ILE:HD11	18:9A:87:ARG:HD3	1.81	0.62
27:14:270:A:OP2	27:14:270(Y):G:N2	2.20	0.62
27:14:554:U:O2'	27:14:556:G:O5'	2.17	0.62
27:14:1310:G:OP2	57:L5:9:ARG:NH1	2.31	0.62
28:1J:31:C:N3	28:1J:51:G:N1	2.42	0.62
29:79:20:TYR:N	29:79:223:ARG:O	2.32	0.62
37:15:53:VAL:HG11	37:15:128:HIS:HB2	1.81	0.62
40:45:31:ASP:N	40:45:106:VAL:O	2.32	0.62
47:B5:41:ASN:O	47:B5:45:THR:HG23	1.98	0.62
1:13:814:A:N7	1:13:816:A:C4	2.68	0.62
1:13:1281:U:H5''	1:13:1282:C:H5	1.64	0.62
27:1H:417:G:N1	39:78:71:VAL:HG12	2.14	0.62
27:1H:1096:C:H1'	27:1H:1160:U:H4'	1.80	0.62
34:51:56:SER:OG	34:51:58:GLU:HG2	1.99	0.62
35:61:6:LEU:H	35:61:36:ALA:HA	1.65	0.62
35:61:25:TYR:HE1	35:61:29:TYR:CD2	2.16	0.62
35:61:134:PRO:HA	35:61:135:GLU:HG3	1.81	0.62
41:98:12:ARG:HG3	41:98:12:ARG:HH11	1.62	0.62

Continued on next page...

Continued from previous page...

Atom-1	Atom-2	Interatomic distance (Å)	Clash overlap (Å)
3:22:129:ALA:HB3	3:22:132:ARG:HB3	1.82	0.62
19:AA:80:TYR:CZ	19:AA:82:GLY:HA2	2.35	0.62
27:14:973:A:H8	27:14:973:A:OP1	1.83	0.62
27:14:1223:C:P	45:95:88:ARG:HH12	2.22	0.62
39:35:13:ASN:OD1	39:35:15:ARG:HB3	1.99	0.62
47:B5:25:LYS:NZ	47:B5:82:GLN:OE1	2.32	0.62
1:13:531:U:OP2	22:1K:35:A:H4'	1.99	0.62
1:13:1240:U:H5	7:6E:30:ILE:HG22	1.64	0.62
16:7I:56:ALA:HB3	16:7I:79:VAL:HG11	1.80	0.62
18:9I:50:ILE:HD12	18:9I:50:ILE:H	1.64	0.62
27:1H:69:G:H21	27:1H:70:A:H62	1.47	0.62
27:1H:558:A:N7	27:1H:2044:C:O2'	2.31	0.62
27:1H:909:A:N3	28:16:79:C:O2'	2.33	0.62
34:51:20:ALA:HB3	34:51:23:ARG:HG3	1.81	0.62
54:M8:18:CYS:SG	54:M8:19:GLY:N	2.72	0.62
1:1G:257:G:N2	1:1G:269:C:N3	2.36	0.62
1:1G:1422:G:O3'	38:25:49:ARG:NH2	2.33	0.62
6:52:1:MET:HE2	6:52:68:PRO:HD3	1.82	0.62
25:4L:35:A:H2'	25:4L:36:G:H8	1.62	0.62
27:14:554:U:HO2'	27:14:556:G:H8	1.46	0.62
27:14:2129:C:H5''	29:79:4:GLY:HA3	1.79	0.62
28:1J:28:C:H2'	28:1J:29:A:H8	1.65	0.62
1:13:1316:G:N2	1:13:1319:A:OP2	2.32	0.62
10:1I:38:ILE:HD11	10:1I:71:LEU:HD23	1.82	0.62
22:1K:9:A:O2'	22:1K:45:U:O2	2.15	0.62
23:2K:76:A:O2'	27:1H:2615:A:N7	2.33	0.62
27:1H:34:C:H1'	27:1H:35:G:OP2	2.00	0.62
27:1H:2263:G:O2'	27:1H:2509:C:OP1	2.16	0.62
40:88:14:ARG:HG2	40:88:41:TRP:HH2	1.64	0.62
27:14:105:C:H2'	27:14:106:C:H6	1.64	0.62
42:65:105:ALA:HB1	42:65:110:LEU:HG	1.80	0.62
1:13:1071:C:H2'	1:13:1072:G:H8	1.65	0.62
26:5K:6:G:N2	26:5K:68:C:O2	2.33	0.62
27:1H:233:U:OP1	58:Q8:6:THR:OG1	2.17	0.62
27:1H:597:G:O2'	27:1H:598:C:H3'	2.00	0.62
27:1H:1379:G:H21	27:1H:1657:A:H8	1.46	0.62
44:C8:49:HIS:HA	44:C8:52:ARG:HG2	1.81	0.62
1:1G:628:G:H2'	1:1G:629:G:C8	2.35	0.62
1:1G:872:A:O2'	1:1G:873:A:O5'	2.15	0.62
13:4A:10:PRO:HB2	13:4A:18:ALA:HB1	1.82	0.62
29:79:23:ASP:OD1	29:79:190:ARG:NH2	2.27	0.62

Continued on next page...

Continued from previous page...

Atom-1	Atom-2	Interatomic distance (Å)	Clash overlap (Å)
33:49:135:LEU:HD21	33:49:157:ILE:HD11	1.81	0.62
39:35:29:LYS:HD2	39:35:30:THR:HG23	1.82	0.62
1:13:976:G:H5'	1:13:1358:U:O2'	1.99	0.62
2:1E:48:MET:HA	2:1E:51:LEU:HD11	1.81	0.62
39:78:45:LEU:H	39:78:45:LEU:HD22	1.64	0.62
43:B8:27:THR:HG23	43:B8:90:GLN:HB3	1.82	0.62
49:H8:63:ASP:OD2	49:H8:65:GLN:HG2	1.99	0.62
3:22:33:LEU:HA	3:22:36:ASP:HB2	1.80	0.62
10:1A:61:GLU:OE2	14:5A:45:ARG:NH1	2.33	0.62
27:14:1794:U:H2'	27:14:1795:C:H6	1.64	0.62
27:14:2735:G:H2'	27:14:2736:G:H8	1.64	0.62
47:B5:35:THR:HG22	47:B5:37:THR:H	1.64	0.62
1:13:926:G:O6	65:13:1817:HOH:O	2.11	0.61
1:13:1321:C:H3'	1:13:1322:C:H5''	1.82	0.61
27:1H:1156:C:O2'	27:1H:1157:G:OP1	2.15	0.61
47:F8:12:VAL:HG12	47:F8:27:THR:O	2.00	0.61
1:1G:192:U:O4'	20:BA:103:GLY:HA2	1.99	0.61
1:1G:235:C:H5'	17:8A:70:ARG:HG2	1.81	0.61
1:1G:659:U:H2'	1:1G:660:G:C8	2.35	0.61
1:1G:1403:C:H2'	1:1G:1404:5MC:HM53	1.82	0.61
2:12:78:GLN:O	2:12:94:ASN:ND2	2.27	0.61
27:14:322:A:H5'	27:14:340:A:H1'	1.80	0.61
27:14:969:U:OP1	53:H5:17:LYS:HG2	1.98	0.61
27:14:2557:G:H2'	27:14:2558:C:H6	1.65	0.61
27:14:2818:G:OP2	41:55:42:LYS:NZ	2.32	0.61
40:45:29:PHE:HB2	40:45:65:PHE:CE2	2.35	0.61
42:65:74:ALA:HB1	42:65:107:GLU:HB3	1.82	0.61
45:95:35:LEU:O	45:95:37:VAL:HG22	1.99	0.61
1:13:1117:G:O3'	9:8E:104:ARG:HD3	1.98	0.61
1:13:1497:G:H2'	1:13:1498:UR3:H5'	1.82	0.61
4:3E:119:GLN:HG3	4:3E:123:HIS:CD2	2.35	0.61
4:3E:166:LYS:HG3	4:3E:178:VAL:HG11	1.81	0.61
14:5I:21:TYR:HE1	14:5I:23:ARG:NE	1.97	0.61
27:1H:672:A:H2'	27:1H:673:G:O4'	1.99	0.61
56:O8:34:LEU:O	56:O8:36:LEU:N	2.33	0.61
1:1G:539:A:H2'	1:1G:540:G:C8	2.34	0.61
1:1G:589:C:H42	1:1G:650:G:H1	1.48	0.61
1:1G:701:C:H1'	1:1G:703:G:C5	2.35	0.61
13:4A:15:VAL:HG12	13:4A:45:VAL:HG22	1.82	0.61
24:3L:54:U:H3	24:3L:58:A:N6	1.96	0.61
27:14:141:A:H1'	27:14:1408:C:O4'	1.99	0.61

Continued on next page...

Continued from previous page...

Atom-1	Atom-2	Interatomic distance (Å)	Clash overlap (Å)
27:14:574:C:N3	31:29:145:LYS:NZ	2.45	0.61
27:14:729:G:C5	30:19:208:LYS:HB2	2.35	0.61
5:4E:81:GLU:HG3	5:4E:90:VAL:HA	1.82	0.61
22:1K:74:C:O2'	22:1K:75:C:OP2	2.12	0.61
26:5K:16:H2U:H3'	26:5K:17:C:H5'	1.82	0.61
27:1H:2136:U:H5'	27:1H:2137:A:C8	2.35	0.61
1:1G:189:U:O2	17:8A:63:ARG:NH2	2.32	0.61
1:1G:718:G:H5'	11:2A:117:ASN:HB2	1.83	0.61
1:1G:1050:G:H1'	1:1G:1214:C:O2	2.00	0.61
15:6A:17:ARG:N	15:6A:21:ASP:OD2	2.33	0.61
19:AA:62:ILE:HA	19:AA:66:MET:HE2	1.82	0.61
27:14:1264:G:H3'	27:14:1265:A:H5''	1.82	0.61
27:14:2801:A:OP1	27:14:2895:U:O2'	2.19	0.61
37:15:15:LEU:HB2	37:15:134:ARG:HG2	1.82	0.61
52:G5:65:ASN:HB3	52:G5:69:ARG:HH22	1.65	0.61
1:13:1008:C:H42	1:13:1021:G:H1	1.48	0.61
1:13:1126:U:H2'	1:13:1280:A:H2'	1.83	0.61
1:13:1268:A:N3	1:13:1326:C:O2'	2.32	0.61
4:3E:173:TRP:HZ3	4:3E:193:ASP:HB2	1.65	0.61
12:3I:35:THR:HG21	12:3I:62:GLU:OE2	2.01	0.61
26:5K:19:G:H8	28:16:0:A:H61	1.48	0.61
27:1H:2042:A:OP2	55:N8:9:LYS:NZ	2.33	0.61
27:1H:2078:C:H5'	27:1H:2079:G:OP1	2.01	0.61
43:B8:34:VAL:HG21	43:B8:43:GLN:HG2	1.82	0.61
1:1G:1226:C:OP1	13:4A:91:ARG:NH1	2.29	0.61
24:3L:53:G:N1	24:3L:61:C:N3	2.46	0.61
27:14:7:G:H1	27:14:2896:C:H42	1.48	0.61
1:13:38:G:C2	1:13:397:A:C2	2.88	0.61
1:13:1179:A:H5''	9:8E:102:LEU:O	2.00	0.61
13:4I:102:ARG:HH11	13:4I:105:THR:HG23	1.65	0.61
18:9I:22:VAL:HB	18:9I:56:THR:HA	1.81	0.61
27:1H:2139:G:P	27:1H:2188:G:H22	2.24	0.61
34:51:54:ARG:NE	34:51:57:ASP:OD1	2.31	0.61
54:M8:18:CYS:HB3	54:M8:39:CYS:SG	2.40	0.61
1:1G:1469:G:N7	65:1G:1829:HOH:O	2.31	0.61
7:62:50:ILE:HB	7:62:58:PRO:HG3	1.82	0.61
20:BA:74:LYS:HA	20:BA:77:ALA:HB3	1.83	0.61
27:14:101:G:H4'	27:14:101:G:OP2	2.00	0.61
27:14:226:G:H21	27:14:228:A:H62	1.48	0.61
27:14:1047:G:H2'	27:14:1110:G:H22	1.64	0.61
29:79:213:TYR:OH	29:79:223:ARG:NH2	2.34	0.61

Continued on next page...

Continued from previous page...

Atom-1	Atom-2	Interatomic distance (Å)	Clash overlap (Å)
31:29:181:LEU:HD21	43:75:6:LEU:HD21	1.83	0.61
1:13:1179:A:H2'	1:13:1180:A:O4'	2.00	0.61
5:4E:34:VAL:HG11	5:4E:63:ARG:HG2	1.81	0.61
11:2I:99:GLN:HG2	11:2I:105:VAL:HG21	1.83	0.61
29:71:201:PRO:HD2	29:71:208:PHE:CZ	2.35	0.61
52:K8:22:GLU:OE2	52:K8:68:ARG:NH2	2.29	0.61
1:1G:1014:A:H4'	19:AA:14:HIS:CD2	2.36	0.61
1:1G:1422:G:H5''	38:25:48:PRO:HB3	1.81	0.61
27:14:946:G:H2'	27:14:947:G:C8	2.36	0.61
27:14:2741:A:OP2	27:14:2741:A:H8	1.82	0.61
37:15:36:GLY:HA3	37:15:48:MET:HE1	1.81	0.61
1:13:7:G:H5'	1:13:298:A:O4'	2.01	0.61
2:1E:71:VAL:HG12	2:1E:93:VAL:HB	1.80	0.61
21:1F:6:ARG:HE	21:1F:15:ARG:CZ	2.13	0.61
27:1H:80:G:O6	65:1H:3679:HOH:O	2.15	0.61
27:1H:390:G:H2'	27:1H:391:G:H8	1.64	0.61
27:1H:613:C:H2'	27:1H:614:A:C8	2.36	0.61
35:61:37:VAL:HG22	35:61:38:LEU:HD12	1.83	0.61
43:B8:106:SER:HA	43:B8:110:ILE:HD11	1.83	0.61
48:G8:88:LYS:HB2	48:G8:98:VAL:HG11	1.82	0.61
1:1G:87:A:O2'	1:1G:88:C:OP2	2.18	0.61
1:1G:445:G:H1	1:1G:489:C:H42	1.49	0.61
1:1G:1306:A:H61	1:1G:1331:G:H1'	1.65	0.61
1:1G:1342:C:H4'	9:82:125:TYR:HB3	1.81	0.61
13:4A:67:GLU:H	13:4A:70:LEU:HB3	1.66	0.61
59:1L:74:C:O2'	59:1L:75:C:O5'	2.16	0.61
27:14:1653:G:C6	41:55:9:LYS:HB2	2.36	0.61
27:14:2313:C:H4'	33:49:91:ARG:HG3	1.83	0.61
1:13:975:A:H5'	1:13:975:A:C8	2.35	0.61
1:13:1053:G:HO2'	1:13:1199:U:H5	1.49	0.61
34:51:88:LEU:HG	34:51:130:ARG:HG2	1.83	0.61
41:98:8:ARG:HH11	41:98:39:PRO:HB3	1.65	0.61
1:1G:1132:C:H2'	1:1G:1133:G:H8	1.66	0.61
13:4A:92:HIS:CE1	13:4A:98:VAL:HG21	2.36	0.61
27:14:952:G:P	40:45:16:ARG:HH22	2.23	0.61
27:14:2348:U:O2'	56:K5:42:TRP:NE1	2.31	0.61
27:14:2540:C:O2'	27:14:2740:A:N3	2.30	0.61
41:55:45:ARG:HA	41:55:95:THR:HG21	1.83	0.61
50:E5:48:GLY:HA3	50:E5:80:HIS:HD1	1.64	0.61
2:1E:47:THR:O	2:1E:51:LEU:HG	2.01	0.61
3:2E:64:VAL:HB	3:2E:99:VAL:HG12	1.82	0.61

Continued on next page...

Continued from previous page...

Atom-1	Atom-2	Interatomic distance (Å)	Clash overlap (Å)
8:7E:13:ILE:O	8:7E:17:THR:HG23	2.00	0.61
24:3K:75:C:H5''	24:3K:76:A:OP1	2.00	0.61
27:1H:2157:A:O5'	27:1H:2180:G:N2	2.34	0.61
32:31:134:GLY:H	32:31:162:LEU:HB3	1.65	0.61
36:38:6:ASN:OD1	36:38:6:ASN:N	2.32	0.61
1:1G:87:A:N7	65:1G:1801:HOH:O	2.33	0.61
1:1G:980:C:H5'	1:1G:981:U:C5	2.36	0.61
1:1G:1298:C:H4'	1:1G:1299:A:C8	2.35	0.61
13:4A:118:ALA:HB3	60:2L:29:G:H5''	1.83	0.61
27:14:1332:G:H21	27:14:1610:A:H8	1.48	0.61
27:14:2795:G:H3'	27:14:2797:U:C5'	2.31	0.61
1:13:532:A:H2	1:13:1206:G:H21	1.49	0.61
1:13:1316:G:N2	1:13:1319:A:H5''	2.16	0.61
1:13:1321:C:H5''	1:13:1322:C:C5'	2.31	0.61
32:31:65:TRP:HB2	32:31:66:PRO:HD3	1.82	0.61
47:F8:32:PRO:HA	47:F8:77:LYS:HB2	1.83	0.61
49:H8:8:TYR:HB2	49:H8:38:TYR:CE1	2.36	0.61
1:1G:1300:G:O2'	1:1G:1301:U:O5'	2.18	0.61
27:14:676:A:H2	27:14:802:A:H61	1.49	0.61
27:14:954:G:H5''	40:45:13:GLN:HB3	1.82	0.61
35:69:2:LYS:HA	35:69:20:ASP:HA	1.82	0.61
38:25:7:TYR:HE1	38:25:20:MET:HE3	1.65	0.61
50:E5:68:GLU:OE2	50:E5:82:ARG:NH2	2.31	0.61
1:13:1298:C:OP2	7:6E:114:ARG:NH2	2.30	0.60
1:13:1321:C:OP2	1:13:1322:C:H2'	2.01	0.60
27:1H:1102:G:H1	27:1H:1151:C:H42	1.49	0.60
27:1H:1184:G:H21	37:58:106:MET:HE3	1.65	0.60
27:1H:2729:C:H2'	27:1H:2730:U:H6	1.65	0.60
39:78:49:ARG:HA	58:Q8:57:ARG:HD2	1.84	0.60
41:98:57:ARG:HD3	41:98:62:ALA:HB2	1.82	0.60
1:1G:632:A:OP1	8:72:98:LYS:NZ	2.31	0.60
1:1G:1014:A:H5'	19:AA:15:LEU:HD23	1.83	0.60
1:1G:1262:C:N3	1:1G:1273:G:N2	2.46	0.60
3:22:29:TYR:HE1	3:22:33:LEU:HD22	1.66	0.60
24:3L:46:G:N2	24:3L:48:C:O2	2.34	0.60
27:14:315:G:H2'	27:14:316:C:C6	2.35	0.60
27:14:932:G:OP1	53:H5:29:ARG:NH1	2.25	0.60
27:14:1019:U:OP1	27:14:1035:U:O2'	2.13	0.60
27:14:2176:A:H2'	27:14:2177:C:C6	2.35	0.60
27:14:2611:U:H6	27:14:2611:U:H5'	1.66	0.60
27:14:2788:C:O2'	27:14:2809:A:N3	2.33	0.60

Continued on next page...

Continued from previous page...

Atom-1	Atom-2	Interatomic distance (Å)	Clash overlap (Å)
31:29:2:LYS:NZ	31:29:95:ILE:O	2.29	0.60
32:39:63:LYS:NZ	32:39:67:GLN:HB2	2.16	0.60
32:39:197:ASP:OD1	32:39:197:ASP:N	2.32	0.60
34:59:87:LEU:HB3	34:59:162:ILE:HG22	1.83	0.60
43:75:24:PRO:HA	43:75:49:VAL:HG13	1.83	0.60
1:13:714:G:H2'	1:13:715:A:C8	2.35	0.60
7:6E:101:LEU:HA	7:6E:104:LEU:HB2	1.83	0.60
20:BI:23:ARG:HA	20:BI:26:ASN:HD21	1.65	0.60
27:1H:1406:A:C2	27:1H:1419:U:O4	2.53	0.60
46:E8:92:ARG:NH1	46:E8:94:ASP:OD1	2.34	0.60
49:H8:52:SER:O	49:H8:54:HIS:N	2.33	0.60
1:1G:155:C:H42	1:1G:166:G:H1	1.48	0.60
27:14:2815:C:H5'	55:J5:29:THR:HG21	1.82	0.60
32:39:178:PRO:HB3	32:39:198:ALA:CB	2.31	0.60
54:I5:48:ARG:HH21	54:I5:51:ASP:HB3	1.65	0.60
1:13:79:G:H22	1:13:89:U:H3	1.46	0.60
1:13:1355:G:H2'	1:13:1356:G:C8	2.36	0.60
10:1I:40:LEU:HB2	10:1I:69:ASN:HB2	1.83	0.60
27:1H:115:G:OP2	27:1H:117:A:O2'	2.19	0.60
27:1H:710:G:H5'	39:78:15:ARG:H	1.65	0.60
27:1H:830:A:N1	30:11:226:MET:HE2	2.16	0.60
27:1H:2230:A:H4'	27:1H:2230:A:OP1	2.01	0.60
27:1H:2575:U:O2'	38:68:23:ARG:NH1	2.34	0.60
51:J8:76:ARG:HB2	51:J8:94:LEU:HD21	1.82	0.60
56:O8:52:VAL:HG22	56:O8:53:LYS:HG3	1.82	0.60
1:1G:317:G:H1	1:1G:336:C:H42	1.47	0.60
1:1G:601:C:H42	1:1G:637:G:H1	1.49	0.60
1:1G:736:C:H2'	1:1G:737:A:C8	2.36	0.60
13:4A:90:LEU:HD13	19:AA:78:ARG:HH12	1.65	0.60
27:14:662:G:H5''	39:35:17:LYS:HG2	1.83	0.60
27:14:1405:U:H2'	27:14:1406:U:H6	1.66	0.60
39:35:61:ARG:HH11	39:35:61:ARG:HB3	1.65	0.60
45:95:1:MET:HG3	45:95:43:GLU:N	2.15	0.60
47:B5:11:PRO:HG2	47:B5:13:LEU:HD21	1.82	0.60
1:13:1070:U:H2'	1:13:1071:C:C6	2.36	0.60
27:1H:613:C:H2'	27:1H:614:A:H8	1.66	0.60
27:1H:916:U:C4	27:1H:917:G:N7	2.69	0.60
27:1H:1453:U:H2'	27:1H:1454:C:C6	2.36	0.60
27:1H:2648:C:OP1	31:21:79:ARG:NH1	2.34	0.60
51:J8:46:LEU:HD23	51:J8:61:ARG:HG2	1.83	0.60
1:1G:298:A:O5'	1:1G:298:A:H8	1.85	0.60

Continued on next page...

Continued from previous page...

Atom-1	Atom-2	Interatomic distance (Å)	Clash overlap (Å)
5:42:15:ARG:NH1	25:4L:55:U:OP2	2.32	0.60
24:3L:1:G:H2'	24:3L:1:G:N3	2.16	0.60
27:14:2124:G:N2	29:79:218:MET:SD	2.75	0.60
38:25:63:VAL:HB	38:25:102:VAL:HG12	1.82	0.60
1:13:198:G:H2'	1:13:199:G:C8	2.36	0.60
1:13:1352:C:H2'	1:13:1353:G:C8	2.37	0.60
1:13:1502:A:H2	1:13:1505:G:H1	1.50	0.60
26:5K:40:C:H2'	26:5K:41:C:C6	2.37	0.60
27:1H:606:G:H2'	27:1H:607:G:C8	2.36	0.60
54:M8:23:GLU:C	54:M8:25:TYR:H	2.10	0.60
1:1G:92:G:H2'	1:1G:93:U:H5'	1.84	0.60
3:22:91:LEU:O	3:22:95:THR:OG1	2.14	0.60
27:14:816:C:OP1	27:14:1185:C:O2'	2.19	0.60
27:14:1899:G:N2	27:14:1902:C:H41	2.00	0.60
27:14:2124:G:H3'	27:14:2125:G:H8	1.66	0.60
40:45:42:ILE:HD13	40:45:97:VAL:HB	1.84	0.60
43:75:84:GLN:HE21	43:75:85:LYS:HD3	1.66	0.60
49:D5:152:ALA:HB3	49:D5:167:PRO:HA	1.82	0.60
1:13:980:C:H5'	1:13:981:U:OP2	2.01	0.60
2:1E:54:THR:HG21	2:1E:201:ILE:HD11	1.83	0.60
15:6I:26:GLU:OE2	15:6I:77:ARG:NH1	2.30	0.60
16:7I:39:TYR:HD1	16:7I:49:LEU:HB2	1.66	0.60
27:1H:26:G:C6	27:1H:27:G:N1	2.69	0.60
27:1H:533:A:H5''	27:1H:534:G:H3'	1.82	0.60
27:1H:561:C:O3'	44:C8:53:ARG:NH1	2.34	0.60
27:1H:822:A:N1	27:1H:835:U:O2'	2.34	0.60
27:1H:2392:G:HO2'	42:A8:17:ARG:HH12	1.48	0.60
30:11:16:MET:HG3	30:11:207:GLY:HA3	1.84	0.60
39:78:37:GLY:HA3	39:78:40:SER:H	1.65	0.60
48:G8:108:THR:HG22	48:G8:110:GLU:HG2	1.84	0.60
49:H8:69:THR:HG22	49:H8:90:VAL:HA	1.83	0.60
51:J8:80:LEU:HB2	51:J8:82:LEU:HD21	1.82	0.60
1:1G:673:G:H2'	1:1G:674:G:C8	2.36	0.60
1:1G:1002:G:H1	1:1G:1038:C:H42	1.49	0.60
1:1G:1316:G:N2	1:1G:1319:A:OP2	2.32	0.60
1:1G:1348:U:H4'	9:82:120:ARG:HD2	1.84	0.60
27:14:2439:A:H5'	27:14:2439:A:C8	2.37	0.60
27:14:2467:C:H4'	40:45:123:HIS:ND1	2.16	0.60
33:49:102:PHE:HE1	33:49:141:PHE:HE1	1.50	0.60
43:75:87:ASP:N	43:75:87:ASP:OD1	2.33	0.60
56:K5:15:GLU:OE2	56:K5:41:PRO:HB2	2.02	0.60

Continued on next page...

Continued from previous page...

Atom-1	Atom-2	Interatomic distance (Å)	Clash overlap (Å)
1:13:1034:G:H2'	1:13:1035:A:H8	1.67	0.60
1:13:1054:C:O2'	1:13:1055:A:O5'	2.17	0.60
1:13:1094:G:O2'	1:13:1095:U:OP2	2.17	0.60
24:3K:24:G:N2	24:3K:25:C:N3	2.49	0.60
27:1H:1068:A:C8	27:1H:1068:A:H3'	2.36	0.60
27:1H:1729:G:HO2'	27:1H:1794:A:HO2'	1.33	0.60
27:1H:2798:C:H1'	31:21:37:ARG:NH1	2.13	0.60
35:61:144:VAL:HG22	35:61:145:VAL:HG23	1.81	0.60
56:O8:11:LEU:HD23	56:O8:26:ASN:HB3	1.83	0.60
1:1G:280:C:H3'	1:1G:281:G:H5'	1.84	0.60
1:1G:353:A:H5'	1:1G:353:A:H8	1.67	0.60
1:1G:1348:U:H2'	1:1G:1349:A:H8	1.66	0.60
1:1G:1392:G:N2	1:1G:1502:A:H8	1.98	0.60
2:12:82:ARG:NH2	2:12:150:SER:OG	2.34	0.60
7:62:87:VAL:HG11	7:62:154:TYR:HB2	1.82	0.60
12:3A:38:ARG:NH2	12:3A:39:THR:O	2.35	0.60
13:4A:88:ARG:NH2	19:AA:73:GLU:OE2	2.34	0.60
27:14:811:U:O4	39:35:21:ARG:NH2	2.34	0.60
27:14:2438:U:O3'	27:14:2439:A:H3'	2.02	0.60
29:79:38:ASP:OD2	29:79:177:LYS:NZ	2.33	0.60
44:85:60:LEU:HA	44:85:63:VAL:HG23	1.83	0.60
1:13:587:G:H3'	65:13:1819:HOH:O	2.01	0.60
1:13:986:A:H1'	19:AI:54:GLY:O	2.01	0.60
3:2E:150:LYS:HE2	3:2E:152:ILE:HD11	1.84	0.60
27:1H:493:A:H4'	57:P8:30:VAL:CG2	2.31	0.60
27:1H:538:G:OP2	65:1H:3684:HOH:O	2.17	0.60
27:1H:936:C:O2'	27:1H:937:C:O4'	2.19	0.60
27:1H:2144:G:H4'	29:71:167:LYS:HD2	1.84	0.60
28:16:14:U:H4'	28:16:15:A:OP2	2.00	0.60
1:1G:151:A:H2'	1:1G:152:A:O4'	2.01	0.60
1:1G:342:C:N4	1:1G:343:U:O4	2.34	0.60
1:1G:625:G:H2'	1:1G:626:U:C6	2.36	0.60
2:12:137:ARG:NH1	2:12:137:ARG:O	2.35	0.60
6:52:12:PRO:HG3	6:52:57:GLN:HG3	1.83	0.60
60:2L:4:C:H42	60:2L:69:G:H1	1.49	0.60
27:14:1502:C:H6	27:14:1502:C:H5''	1.66	0.60
42:65:42:ASP:C	42:65:44:LYS:H	2.09	0.60
54:I5:57:GLU:H	54:I5:60:GLN:NE2	2.00	0.60
1:13:691:G:H2'	1:13:692:U:C6	2.37	0.60
18:9I:26:LEU:HB3	18:9I:42:ARG:NH2	2.16	0.60
19:AI:12:ASP:C	19:AI:14:HIS:H	2.10	0.60

Continued on next page...

Continued from previous page...

Atom-1	Atom-2	Interatomic distance (Å)	Clash overlap (Å)
27:1H:1887:G:N7	65:1H:3763:HOH:O	2.32	0.60
27:1H:2084:G:H5''	27:1H:2516:2MA:C2	2.32	0.60
27:1H:2347:G:H5'	42:A8:9:ARG:HG2	1.84	0.60
46:E8:28:SER:OG	46:E8:31:GLU:HB2	2.02	0.60
1:1G:57:G:H2'	1:1G:58:C:C6	2.36	0.60
1:1G:75:C:H2'	1:1G:76:G:O4'	2.02	0.60
1:1G:1072:G:H2'	1:1G:1073:U:C6	2.36	0.60
2:12:215:LEU:HA	2:12:218:ALA:HB3	1.83	0.60
2:12:223:ILE:HA	2:12:226:ARG:HG2	1.83	0.60
13:4A:49:THR:HG22	13:4A:51:ALA:H	1.67	0.60
15:6A:23:GLY:O	15:6A:28:GLN:NE2	2.35	0.60
27:14:654(C):G:H1	27:14:654(R):C:H42	1.48	0.60
27:14:2128:C:H5'	29:79:6:ARG:HD3	1.83	0.60
38:25:68:GLU:OE2	38:25:78:ARG:NH1	2.35	0.60
1:13:452:A:H2'	1:13:453:A:C8	2.37	0.60
13:4I:84:ILE:HG23	13:4I:86:CYS:H	1.66	0.60
21:1F:12:LYS:HG2	21:1F:22:ARG:HB3	1.84	0.60
22:1K:18:G:N1	22:1K:55:PSU:H1'	2.16	0.60
27:1H:706:C:H2'	27:1H:707:C:C6	2.36	0.60
27:1H:1648:G:N7	65:1H:3758:HOH:O	2.31	0.60
27:1H:2229:G:H2'	27:1H:2229:G:OP2	2.01	0.60
1:1G:474:G:H2'	1:1G:475:G:C8	2.37	0.60
13:4A:76:ALA:HA	13:4A:79:LYS:HD2	1.83	0.60
27:14:38:A:H2'	27:14:39:C:C6	2.37	0.60
27:14:827:U:H2'	27:14:2430:A:C2	2.36	0.60
27:14:1252:G:O4'	44:85:33:ARG:HD3	2.01	0.60
27:14:2537:U:H2'	27:14:2538:C:C6	2.37	0.60
27:14:2571:C:C5'	27:14:2572:A:H5''	2.32	0.60
27:14:2572:A:OP1	31:29:144:ARG:HB2	2.02	0.60
33:49:66:GLN:NE2	33:49:93:THR:O	2.34	0.60
1:13:181:G:HO2'	1:13:182:U:H6	1.49	0.59
1:13:434:U:H2'	1:13:435:C:C6	2.36	0.59
13:4I:57:ARG:HB2	13:4I:57:ARG:HH11	1.67	0.59
22:1K:5:G:HO2'	22:1K:69:G:H22	1.50	0.59
27:1H:607:G:OP2	44:C8:10:ARG:HD2	2.01	0.59
27:1H:1476:G:H2'	27:1H:1477:C:C6	2.37	0.59
27:1H:2304:U:H2'	27:1H:2305:C:C6	2.37	0.59
27:1H:2627:A:H3'	65:1H:3873:HOH:O	2.01	0.59
34:51:172:LYS:O	34:51:174:GLY:N	2.35	0.59
1:1G:1062:U:H2'	1:1G:1063:C:C6	2.37	0.59
1:1G:1194:U:H2'	1:1G:1195:C:C6	2.37	0.59

Continued on next page...

Continued from previous page...

Atom-1	Atom-2	Interatomic distance (Å)	Clash overlap (Å)
1:1G:1223:C:H5''	1:1G:1224:G:H5''	1.82	0.59
2:12:223:ILE:O	2:12:227:GLY:N	2.35	0.59
3:22:16:ARG:NH2	3:22:183:ASP:OD1	2.34	0.59
5:42:110:LEU:HD21	5:42:139:LEU:HD21	1.84	0.59
27:14:443:A:C5	32:39:45:ARG:HD2	2.37	0.59
27:14:992:C:H2'	27:14:993:G:H8	1.66	0.59
27:14:1525:G:H2'	27:14:1526:G:C8	2.36	0.59
27:14:2754:U:H5'	27:14:2755:C:OP2	2.01	0.59
30:19:238:GLY:O	30:19:240:ALA:N	2.34	0.59
34:59:23:ARG:HD3	34:59:25:LYS:HE3	1.84	0.59
46:A5:12:ILE:HD12	46:A5:42:ARG:HD3	1.84	0.59
54:I5:23:GLU:HB3	54:I5:25:TYR:HE1	1.67	0.59
4:3E:33:MET:CE	4:3E:37:PRO:HA	2.32	0.59
7:6E:103:TRP:O	7:6E:107:ALA:N	2.34	0.59
27:1H:182:C:N3	65:1H:3753:HOH:O	2.30	0.59
27:1H:625:C:O2'	27:1H:629:C:OP1	2.11	0.59
27:1H:957:A:C5	40:88:13:GLN:HG3	2.36	0.59
27:1H:1110:G:O6	27:1H:1122:C:N4	2.33	0.59
27:1H:1406:A:H2	27:1H:1419:U:O4	1.85	0.59
27:1H:2701:U:H5	27:1H:2734:U:OP2	1.84	0.59
56:O8:47:THR:HG22	56:O8:48:VAL:H	1.67	0.59
1:1G:303:A:HO2'	1:1G:555:C:HO2'	1.50	0.59
59:1L:76:A:H3'	27:14:2602:A:H61	1.66	0.59
27:14:96:G:OP1	52:G5:46:GLN:NE2	2.34	0.59
29:79:22:ILE:HD13	29:79:190:ARG:HG2	1.84	0.59
33:49:97:ASP:O	33:49:101:ILE:HG23	2.02	0.59
40:45:109:VAL:HG12	40:45:110:THR:HG23	1.84	0.59
51:F5:87:PRO:O	51:F5:91:LYS:N	2.33	0.59
1:13:1266:G:N2	1:13:1270:C:N3	2.49	0.59
27:1H:1533:A:H2'	27:1H:1534:G:C8	2.37	0.59
31:21:18:ASP:HA	43:B8:82:LEU:HD11	1.84	0.59
42:A8:42:ASP:C	42:A8:44:LYS:H	2.11	0.59
1:1G:576:G:O6	1:1G:880:C:O2'	2.16	0.59
1:1G:1213:A:N6	1:1G:1215:G:N3	2.50	0.59
5:42:52:PRO:HB3	25:4L:57:U:H3'	1.82	0.59
14:5A:47:LEU:O	14:5A:51:GLY:N	2.31	0.59
27:14:780:G:OP1	30:19:218:ARG:NH2	2.35	0.59
27:14:1030:G:HO2'	27:14:2466:C:HO2'	1.51	0.59
27:14:1363:C:O2'	27:14:1809:A:N3	2.31	0.59
27:14:1697:G:OP2	27:14:1698:A:O2'	2.15	0.59
29:79:65:PRO:O	29:79:66:HIS:ND1	2.35	0.59

Continued on next page...

Continued from previous page...

Atom-1	Atom-2	Interatomic distance (Å)	Clash overlap (Å)
4:3E:33:MET:HE2	4:3E:37:PRO:HA	1.85	0.59
15:6I:8:LYS:O	15:6I:12:ILE:HG13	2.02	0.59
27:1H:1803:C:O2'	27:1H:1818:A:H8	1.73	0.59
53:L8:26:LEU:HD21	53:L8:46:ASN:HB2	1.83	0.59
1:1G:617:G:H1	1:1G:623:C:H42	1.49	0.59
19:AA:9:VAL:HB	54:I5:63:TYR:HE1	1.68	0.59
60:2L:76:A:H5'	60:2L:76:A:H8	1.67	0.59
27:14:832:G:H5'	39:35:45:LEU:HD11	1.83	0.59
27:14:2355:C:O3'	50:E5:24:LYS:NZ	2.30	0.59
30:19:65:ILE:HD11	30:19:67:PHE:CE1	2.37	0.59
48:C5:30:VAL:HG13	48:C5:37:VAL:HG12	1.84	0.59
14:5I:40:CYS:HB3	14:5I:42:ILE:H	1.67	0.59
16:7I:4:ILE:HD11	16:7I:64:ALA:HB1	1.85	0.59
27:1H:1299:G:N3	44:C8:33:ARG:HD2	2.17	0.59
27:1H:1492:A:H4'	27:1H:1508:A:O2'	2.02	0.59
27:1H:1766:U:H2'	27:1H:1767:G:O4'	2.02	0.59
27:1H:2748:A:H8	27:1H:2748:A:H5''	1.67	0.59
31:21:19:ARG:HA	38:68:73:ASP:HA	1.84	0.59
1:1G:518:C:H4'	1:1G:519:C:O5'	2.01	0.59
1:1G:1254:C:OP1	10:1A:45:ARG:NH1	2.36	0.59
1:1G:1435:G:H2'	1:1G:1436:U:C6	2.37	0.59
7:62:27:ILE:HA	7:62:30:ILE:HD12	1.84	0.59
11:2A:121:PRO:HG2	11:2A:126:ARG:HG2	1.85	0.59
27:14:1405:U:H2'	27:14:1406:U:C6	2.37	0.59
27:14:2415:G:H4'	39:35:67:MET:H	1.68	0.59
27:14:2674:G:H5'	38:25:26:LYS:HD2	1.84	0.59
1:13:618:C:N4	1:13:621:A:OP2	2.34	0.59
7:6E:49:ILE:O	7:6E:53:LYS:HB3	2.03	0.59
27:1H:966:G:H5'	28:16:81:G:H1'	1.84	0.59
27:1H:2604:C:P	30:11:239:ARG:HG3	2.43	0.59
52:K8:50:ILE:HD12	52:K8:51:ARG:H	1.68	0.59
1:1G:181:G:O2'	1:1G:182:U:OP2	2.21	0.59
1:1G:811:C:O2'	1:1G:901:A:N1	2.35	0.59
1:1G:1189:C:H5''	3:22:5:ILE:HD12	1.83	0.59
20:BA:33:ILE:CD1	20:BA:63:ILE:HG13	2.33	0.59
27:14:2840:C:H5''	41:55:53:HIS:CD2	2.35	0.59
54:I5:23:GLU:HB3	54:I5:25:TYR:CE1	2.37	0.59
1:13:487:A:H2'	1:13:488:C:O4'	2.03	0.59
1:13:1054:C:HO2'	1:13:1055:A:P	2.26	0.59
3:2E:151:VAL:HG13	3:2E:200:ALA:HB2	1.84	0.59
4:3E:111:ALA:HB2	4:3E:120:LEU:HD11	1.84	0.59

Continued on next page...

Continued from previous page...

Atom-1	Atom-2	Interatomic distance (Å)	Clash overlap (Å)
33:41:62:LEU:HD23	33:41:148:MET:HE1	1.85	0.59
42:A8:15:ARG:HD2	42:A8:88:ASP:OD2	2.03	0.59
45:D8:34:GLU:HG2	45:D8:58:VAL:HG22	1.84	0.59
47:F8:41:ASN:O	47:F8:45:THR:HG23	2.02	0.59
1:1G:92:G:C2'	1:1G:93:U:H5'	2.33	0.59
1:1G:179:A:H2'	1:1G:180:U:C6	2.38	0.59
1:1G:1368:G:OP2	9:82:112:LYS:HD2	2.02	0.59
4:32:57:ARG:HH22	5:42:107:ARG:HD3	1.67	0.59
27:14:208:C:H2'	27:14:209:C:C6	2.37	0.59
27:14:653:A:H4'	27:14:654:A:OP2	2.01	0.59
27:14:1224:G:H5'	27:14:1225:C:OP2	2.02	0.59
27:14:1278:A:O2'	41:55:34:ILE:HD11	2.02	0.59
27:14:1786:A:C2	27:14:2606:C:H1'	2.37	0.59
27:14:2748:A:N6	27:14:2749:A:N1	2.51	0.59
40:45:66:ILE:HG13	40:45:67:ARG:H	1.67	0.59
56:K5:41:PRO:HG3	56:K5:47:THR:HG22	1.83	0.59
1:13:107:G:C2	1:13:108:G:H1'	2.38	0.59
1:13:1007:C:N3	1:13:1023:G:N2	2.51	0.59
1:13:1125:U:H3'	10:1I:38:ILE:HD13	1.85	0.59
5:4E:78:HIS:HB2	8:7E:104:ARG:HG3	1.84	0.59
27:1H:153:C:OP2	51:J8:88:LYS:HE2	2.03	0.59
27:1H:1109:G:H1'	27:1H:1124:A:H61	1.68	0.59
27:1H:2288:C:H5'	27:1H:2288:C:C6	2.38	0.59
29:71:58:VAL:HG13	29:71:199:HIS:CD2	2.37	0.59
32:31:110:LEU:HD11	32:31:181:LEU:HD13	1.84	0.59
33:41:27:ASN:HB3	33:41:30:GLU:HG3	1.84	0.59
37:58:7:LYS:H	37:58:7:LYS:NZ	2.00	0.59
40:88:138:ASP:OD1	40:88:138:ASP:N	2.35	0.59
43:B8:51:ARG:HG3	43:B8:98:LYS:HE3	1.83	0.59
1:1G:411:A:C5	1:1G:413:G:H1'	2.38	0.59
1:1G:1123:A:H4'	10:1A:37:PRO:HD2	1.84	0.59
27:14:611:C:C2'	27:14:612:G:H5''	2.31	0.59
27:14:2472:G:N2	27:14:2529:G:O6	2.36	0.59
30:19:17:THR:CG2	30:19:205:VAL:H	2.10	0.59
41:55:87:TYR:HD1	41:55:90:ARG:HD2	1.67	0.59
54:I5:8:LYS:HD2	54:I5:10:VAL:HG23	1.83	0.59
1:13:134:A:H61	16:7I:25:ARG:NH1	2.01	0.59
1:13:1355:G:H2'	1:13:1356:G:H8	1.68	0.59
27:1H:802:C:H2'	27:1H:803:C:C6	2.36	0.59
27:1H:1083:G:OP1	34:51:59:ARG:HB2	2.02	0.59
27:1H:1395:G:H2'	27:1H:1396:A:H5''	1.84	0.59

Continued on next page...

Continued from previous page...

Atom-1	Atom-2	Interatomic distance (Å)	Clash overlap (Å)
27:1H:2711:U:H2'	27:1H:2712:C:C6	2.38	0.59
38:68:34:THR:HG22	38:68:37:ASP:OD2	2.03	0.59
51:J8:52:ARG:HA	51:J8:57:GLU:HA	1.84	0.59
9:82:54:ASP:OD1	9:82:54:ASP:N	2.35	0.59
27:14:886:C:O2'	27:14:887:A:O5'	2.18	0.59
27:14:2052:G:O4'	31:29:142:GLY:HA3	2.02	0.59
27:14:2577:A:O4'	55:J5:3:LYS:HB2	2.03	0.59
27:14:2776:A:OP1	27:14:2776:A:H3'	2.03	0.59
28:1J:45:A:OP2	33:49:96:ARG:NH1	2.36	0.59
30:19:12:SER:HB2	30:19:208:LYS:HB3	1.83	0.59
30:19:228:PRO:HD3	30:19:235:GLY:CA	2.33	0.59
34:59:7:LEU:HB3	34:59:65:HIS:HE1	1.66	0.59
45:95:60:GLU:HB2	45:95:95:LEU:HB3	1.85	0.59
2:1E:67:THR:HG21	2:1E:155:LEU:HD11	1.85	0.59
11:2I:57:THR:HG23	11:2I:60:ALA:H	1.67	0.59
27:1H:155:C:H42	27:1H:161:G:H1	1.50	0.59
27:1H:1433:C:H2'	27:1H:1434:C:C6	2.38	0.59
27:1H:1979:U:H1'	27:1H:2565:OMU:OP1	2.03	0.59
27:1H:2487:C:C2	27:1H:2488:C:H1'	2.37	0.59
29:71:46:LYS:HE3	29:71:210:ARG:HB3	1.84	0.59
40:88:31:ASP:OD1	40:88:134:ARG:NH1	2.35	0.59
1:1G:540:G:H2'	1:1G:541:G:O4'	2.02	0.59
27:14:670:A:H5'	39:35:43:GLY:HA2	1.85	0.59
27:14:1930:G:H2'	27:14:1968:G:H1	1.68	0.59
27:14:2103:C:H42	27:14:2186:G:H1	1.51	0.59
33:49:67:LYS:H	33:49:67:LYS:CE	2.16	0.59
44:85:25:TRP:O	44:85:28:ARG:HB2	2.03	0.59
1:13:506:G:OP1	65:13:1822:HOH:O	2.16	0.58
1:13:1434:A:H2'	1:13:1435:G:O4'	2.02	0.58
27:1H:388:G:H2'	27:1H:389:A:H8	1.67	0.58
27:1H:951:C:H5'	27:1H:952:U:OP2	2.03	0.58
27:1H:1977:G:O2'	27:1H:1979:U:O4	2.18	0.58
28:16:11:C:H3'	28:16:12:C:H6	1.68	0.58
31:21:119:ARG:HD3	31:21:160:TYR:HB2	1.84	0.58
32:31:157:VAL:HB	32:31:194:MET:HB3	1.84	0.58
35:61:5:LEU:HD13	35:61:13:GLY:O	2.03	0.58
51:J8:92:LYS:HA	51:J8:95:LEU:HB2	1.85	0.58
56:O8:14:THR:OG1	56:O8:19:ARG:NH1	2.36	0.58
12:3A:81:LEU:HD22	12:3A:82:ILE:H	1.67	0.58
14:5A:40:CYS:SG	14:5A:42:ILE:N	2.75	0.58
60:2L:53:G:H2'	60:2L:54:5MU:H5'	1.85	0.58

Continued on next page...

Continued from previous page...

Atom-1	Atom-2	Interatomic distance (Å)	Clash overlap (Å)
27:14:2261:C:C6	50:E5:16:SER:HB3	2.37	0.58
27:14:2306:C:H3'	27:14:2307:G:H5''	1.85	0.58
27:14:2801:A:H2'	27:14:2802:G:O4'	2.03	0.58
32:39:51:THR:HB	32:39:88:VAL:HG21	1.85	0.58
34:59:33:LEU:HD11	34:59:136:ILE:HB	1.84	0.58
40:45:110:THR:HG1	40:45:113:GLN:H	1.50	0.58
43:75:98:LYS:N	43:75:98:LYS:HD2	2.18	0.58
9:8E:43:ALA:HA	9:8E:74:ILE:HD13	1.85	0.58
17:8I:55:ASP:HA	17:8I:79:SER:HA	1.85	0.58
27:1H:1073:U:H4'	27:1H:1074:A:OP1	2.02	0.58
27:1H:2422:G:H2'	27:1H:2423:G:O4'	2.03	0.58
33:41:67:LYS:NZ	54:M8:5:ILE:HB	2.17	0.58
39:78:122:PRO:HB3	39:78:141:ALA:HB1	1.84	0.58
40:88:54:MET:HE3	40:88:64:ILE:HD13	1.85	0.58
49:H8:151:HIS:HB2	49:H8:154:ASP:OD1	2.03	0.58
1:1G:697:U:H3'	1:1G:698:G:H8	1.68	0.58
2:12:8:LYS:NZ	2:12:217:ARG:HH21	2.00	0.58
13:4A:97:PRO:HA	13:4A:110:ARG:HD3	1.85	0.58
24:3L:52:G:N1	24:3L:62:C:N3	2.51	0.58
27:14:1442:G:H5'	27:14:1628:G:H5''	1.84	0.58
27:14:2723:C:H4'	41:55:1:MET:HG3	1.85	0.58
1:13:1054:C:N3	22:1K:34:G:H1'	2.18	0.58
2:1E:127:ILE:O	2:1E:135:GLN:NE2	2.35	0.58
6:5E:62:TRP:CH2	6:5E:64:GLN:HB2	2.38	0.58
20:BI:36:LEU:HB3	20:BI:59:ALA:HB2	1.85	0.58
27:1H:400:G:O2'	27:1H:401:U:OP2	2.20	0.58
27:1H:594:G:H2'	27:1H:2053:A:N7	2.18	0.58
27:1H:2605:G:OP1	65:1H:3689:HOH:O	2.17	0.58
49:H8:52:SER:C	49:H8:54:HIS:H	2.11	0.58
1:1G:160:A:H1'	1:1G:344:A:N7	2.18	0.58
3:22:119:ARG:HH12	3:22:140:ARG:HD2	1.68	0.58
27:14:2103:C:N3	27:14:2186:G:N2	2.43	0.58
27:14:2303:G:O2'	27:14:2304:G:H5'	2.03	0.58
8:7E:119:LEU:HB3	8:7E:123:GLU:HB3	1.85	0.58
27:1H:821:U:H5'	30:11:47:GLY:HA3	1.85	0.58
27:1H:1811:U:H2'	65:1H:3732:HOH:O	2.03	0.58
48:G8:102:CYS:SG	48:G8:103:GLY:N	2.77	0.58
1:1G:457:C:H2'	1:1G:458:C:C6	2.38	0.58
1:1G:554:C:H2'	1:1G:555:C:C6	2.38	0.58
1:1G:1101:A:N6	2:12:176:GLU:OE2	2.36	0.58
27:14:636:G:O2'	27:14:638:G:O2'	2.16	0.58

Continued on next page...

Continued from previous page...

Atom-1	Atom-2	Interatomic distance (Å)	Clash overlap (Å)
27:14:857:C:H4'	50:E5:23:VAL:HG21	1.85	0.58
27:14:2327:A:H2'	27:14:2328:A:C8	2.39	0.58
33:49:47:LYS:HG3	33:49:81:LYS:HB2	1.86	0.58
40:45:43:THR:HA	40:45:94:VAL:HG12	1.84	0.58
43:75:58:ASN:ND2	43:75:58:ASN:O	2.35	0.58
54:I5:23:GLU:O	54:I5:25:TYR:N	2.31	0.58
1:13:933:G:OP2	7:6E:3:ARG:HB2	2.04	0.58
13:4I:12:ASN:HB3	13:4I:46:LYS:HB2	1.85	0.58
27:1H:1481:A:H61	27:1H:1606:A:N6	2.02	0.58
27:1H:1767:G:N2	27:1H:1769:U:OP2	2.37	0.58
27:1H:1850:U:O4	30:11:154:LYS:HD3	2.04	0.58
27:1H:2014:U:H2'	27:1H:2015:G:H5''	1.84	0.58
27:1H:2788:C:H2'	27:1H:2789:A:O4'	2.03	0.58
44:C8:90:VAL:HG12	44:C8:91:ASP:N	2.17	0.58
49:H8:110:GLY:O	49:H8:115:GLY:HA3	2.04	0.58
1:1G:1090:U:H2'	1:1G:1091:U:H6	1.69	0.58
1:1G:1288:A:H2'	1:1G:1289:A:O4'	2.03	0.58
20:BA:89:ARG:HE	20:BA:104:LEU:HD12	1.68	0.58
27:14:107:C:H2'	27:14:108:U:C6	2.38	0.58
27:14:956:G:N2	27:14:959:A:H3'	2.18	0.58
27:14:2651:C:N4	27:14:2669:G:H1	1.99	0.58
30:19:8:PRO:HB3	30:19:14:ARG:HB2	1.86	0.58
1:13:57:G:H2'	1:13:58:C:C6	2.39	0.58
1:13:144:G:H1	1:13:178:C:H42	1.51	0.58
27:1H:1477:C:H2'	27:1H:1478:U:H6	1.68	0.58
33:41:142:PRO:HB2	54:M8:31:ILE:HG21	1.84	0.58
43:B8:124:ASP:HA	43:B8:127:ALA:HB3	1.85	0.58
1:1G:1151:A:O2'	1:1G:1152:A:O5'	2.20	0.58
2:12:34:ALA:O	2:12:41:ILE:HB	2.04	0.58
8:72:97:VAL:HA	8:72:100:ILE:HD11	1.84	0.58
8:72:103:VAL:HG21	8:72:110:ALA:HB2	1.84	0.58
28:1J:104:A:OP1	49:D5:72:ARG:NH2	2.33	0.58
30:19:234:GLY:O	65:19:403:HOH:O	2.17	0.58
39:35:23:PRO:O	39:35:25:SER:N	2.36	0.58
44:85:81:HIS:HD2	44:85:117:GLN:HE21	1.49	0.58
1:13:755:G:OP2	15:6I:65:ARG:HD2	2.03	0.58
4:3E:172:PRO:HB2	4:3E:187:ARG:HH12	1.68	0.58
13:4I:3:ARG:HH12	13:4I:7:VAL:HG12	1.67	0.58
27:1H:2223:C:O2	27:1H:2239:C:N4	2.37	0.58
27:1H:2742:U:H2'	27:1H:2743:G:C8	2.39	0.58
29:71:8:ARG:NH1	29:71:12:GLU:OE2	2.37	0.58

Continued on next page...

Continued from previous page...

Atom-1	Atom-2	Interatomic distance (Å)	Clash overlap (Å)
30:11:11:PRO:O	30:11:12:SER:OG	2.18	0.58
40:88:51:ARG:O	40:88:55:VAL:HG13	2.04	0.58
41:98:57:ARG:CD	41:98:62:ALA:HB2	2.34	0.58
46:E8:18:ARG:NH1	46:E8:76:VAL:O	2.36	0.58
49:H8:10:ARG:NH2	49:H8:26:GLY:O	2.36	0.58
1:1G:800:G:H8	1:1G:800:G:O5'	1.86	0.58
9:82:95:LYS:HD3	9:82:96:LEU:HD22	1.85	0.58
12:3A:38:ARG:HB3	12:3A:38:ARG:CZ	2.32	0.58
18:9A:73:ALA:HA	18:9A:76:LEU:HD12	1.85	0.58
27:14:1162:G:H2'	27:14:1163:G:C8	2.38	0.58
27:14:1360:A:H5'	27:14:1361:G:OP2	2.04	0.58
27:14:1653:G:OP1	27:14:2822:G:N2	2.36	0.58
27:14:1675:C:OP2	65:14:3541:HOH:O	2.17	0.58
45:95:71:LEU:H	45:95:86:GLY:HA3	1.67	0.58
1:13:991:U:O4	1:13:1212:U:O2'	2.16	0.58
1:13:1157:A:O2'	1:13:1158:C:O4'	2.22	0.58
1:13:1399:C:C2	1:13:1502:A:N6	2.71	0.58
2:1E:209:ARG:HH21	2:1E:213:LEU:HD21	1.68	0.58
4:3E:108:LEU:HB3	4:3E:110:PHE:HE1	1.68	0.58
9:8E:25:LYS:HB2	9:8E:60:ASP:OD2	2.03	0.58
27:1H:346:G:O3'	32:31:168:ARG:NH2	2.36	0.58
27:1H:683:G:H1	27:1H:698:C:H42	1.52	0.58
27:1H:1038:C:H2'	27:1H:1039:C:H6	1.69	0.58
27:1H:1922:G:H1	27:1H:1925:C:N4	1.99	0.58
27:1H:2058:G:OP1	65:1H:3688:HOH:O	2.17	0.58
46:E8:38:TYR:OH	55:N8:47:PRO:HG2	2.04	0.58
50:I8:24:LYS:HG3	50:I8:36:ILE:HD11	1.85	0.58
1:1G:646:U:H2'	1:1G:647:C:C6	2.39	0.58
1:1G:760:G:N2	17:8A:94:ASN:HB3	2.18	0.58
1:1G:862:C:H1'	1:1G:874:G:H5''	1.84	0.58
20:BA:26:ASN:HB2	20:BA:71:THR:HG23	1.85	0.58
27:14:805:G:OP1	65:14:3543:HOH:O	2.17	0.58
29:79:42:GLU:HB2	29:79:44:HIS:CE1	2.39	0.58
30:19:54:ARG:O	30:19:218:ARG:NH1	2.37	0.58
34:59:10:PRO:HB2	34:59:50:VAL:HG13	1.85	0.58
48:C5:55:TYR:OH	48:C5:61:ILE:HG13	2.03	0.58
49:D5:5:LEU:HB3	49:D5:59:LEU:HA	1.84	0.58
1:13:1288:A:N3	1:13:1352:C:O2'	2.33	0.58
5:4E:90:VAL:O	5:4E:120:THR:HA	2.04	0.58
9:8E:7:THR:O	9:8E:83:ARG:HD2	2.04	0.58
10:1I:78:ASN:HD22	10:1I:79:ARG:H	1.52	0.58

Continued on next page...

Continued from previous page...

Atom-1	Atom-2	Interatomic distance (Å)	Clash overlap (Å)
27:1H:208:A:H2	27:1H:225:U:H4'	1.68	0.58
27:1H:706:C:H2'	27:1H:707:C:H6	1.69	0.58
27:1H:1249:G:H5'	39:78:3:LEU:HD12	1.86	0.58
34:51:3:ARG:HA	34:51:3:ARG:HE	1.68	0.58
38:68:63:VAL:HG12	38:68:106:LEU:HD11	1.85	0.58
39:78:106:LEU:O	39:78:107:LYS:HB2	2.03	0.58
39:78:113:LYS:HA	39:78:129:ALA:O	2.04	0.58
1:1G:926:G:C6	25:4L:45:U:H2'	2.39	0.58
11:2A:59:TYR:CE1	11:2A:63:LEU:HD21	2.39	0.58
20:BA:53:LEU:HA	20:BA:56:MET:HB2	1.86	0.58
27:14:646:A:H2'	27:14:647:G:O4'	2.02	0.58
27:14:708:C:H42	27:14:723:G:H1	1.52	0.58
27:14:851:U:OP1	53:H5:49:LYS:NZ	2.31	0.58
27:14:1686:C:H6	27:14:1686:C:H5''	1.69	0.58
34:59:122:THR:HG22	34:59:123:PHE:H	1.69	0.58
6:5E:89:MET:HE3	18:9I:76:LEU:HD13	1.85	0.58
10:1I:51:ARG:NE	10:1I:60:ARG:O	2.34	0.58
27:1H:895:U:H5'	65:1H:4045:HOH:O	2.04	0.58
27:1H:908:U:C5	27:1H:964:A:H2	2.22	0.58
1:1G:1117:G:N2	1:1G:1180:A:O2'	2.37	0.58
4:32:117:ALA:O	4:32:121:VAL:HG23	2.03	0.58
4:32:152:SER:O	4:32:155:LEU:HB2	2.03	0.58
16:7A:48:TRP:CE3	16:7A:49:LEU:HB2	2.39	0.58
27:14:2280:G:O2'	27:14:2388:A:N1	2.36	0.58
38:25:98:VAL:HG12	38:25:117:LEU:HD12	1.86	0.58
44:85:66:ASN:O	44:85:70:ARG:HB2	2.04	0.58
52:G5:44:LEU:C	52:G5:46:GLN:H	2.12	0.58
1:13:413:G:H2'	1:13:428:G:N2	2.18	0.57
1:13:562:C:H1'	12:3I:12:ARG:HB3	1.86	0.57
1:13:1157:A:H61	1:13:1180:A:H2'	1.69	0.57
1:13:1241:G:H2'	1:13:1242:C:C6	2.38	0.57
1:13:1305:G:O2'	1:13:1306:A:C8	2.52	0.57
2:1E:69:LEU:HD23	2:1E:159:PRO:HG3	1.86	0.57
13:4I:4:ILE:HG22	13:4I:5:ALA:H	1.69	0.57
24:3K:40:C:H2'	24:3K:41:C:C6	2.39	0.57
27:1H:254:C:C2'	27:1H:255:A:H5''	2.34	0.57
27:1H:1459:A:H2'	27:1H:1460:G:C8	2.38	0.57
27:1H:2039:U:O2	55:N8:7:PRO:HG2	2.04	0.57
27:1H:2136:U:H5'	27:1H:2137:A:H8	1.69	0.57
32:31:123:LEU:HD13	32:31:192:LEU:HB3	1.86	0.57
34:51:41:MET:HA	34:51:53:GLU:O	2.04	0.57

Continued on next page...

Continued from previous page...

Atom-1	Atom-2	Interatomic distance (Å)	Clash overlap (Å)
35:61:25:TYR:HE1	35:61:29:TYR:HD2	1.52	0.57
46:E8:29:LEU:HD21	46:E8:33:ARG:NH2	2.18	0.57
49:H8:35:ARG:HB3	49:H8:35:ARG:HH11	1.69	0.57
51:J8:80:LEU:O	51:J8:81:LYS:NZ	2.22	0.57
1:1G:371:G:O2'	1:1G:373:A:N7	2.37	0.57
8:72:100:ILE:HD12	8:72:125:ARG:HG3	1.86	0.57
11:2A:99:GLN:CD	11:2A:105:VAL:HG21	2.29	0.57
27:14:2819:G:H1	27:14:2827:C:H42	1.51	0.57
28:1J:102:G:N3	49:D5:73:GLN:NE2	2.43	0.57
51:F5:85:LEU:HD12	51:F5:87:PRO:HD2	1.86	0.57
2:1E:24:TRP:CZ3	2:1E:26:PRO:HA	2.40	0.57
5:4E:152:ARG:NH2	8:7E:107:LEU:O	2.37	0.57
27:1H:66:U:N3	27:1H:73:A:H2	1.99	0.57
27:1H:808:G:H5''	65:1H:4171:HOH:O	2.04	0.57
33:41:67:LYS:HG3	54:M8:6:HIS:ND1	2.18	0.57
43:B8:99:LEU:O	43:B8:102:ILE:HG23	2.04	0.57
49:H8:54:HIS:NE2	49:H8:123:ASP:OD1	2.30	0.57
13:4A:80:ARG:NH1	19:AA:65:ASN:O	2.37	0.57
27:14:1894:C:O2'	27:14:1895:C:H5'	2.04	0.57
28:1J:21:G:H2'	28:1J:22:U:O4'	2.04	0.57
28:1J:45:A:H8	28:1J:45:A:OP1	1.86	0.57
41:55:41:ALA:O	41:55:43:GLU:N	2.37	0.57
44:85:20:LEU:HB3	44:85:39:LEU:HD11	1.85	0.57
22:1K:55:PSU:H4'	27:1H:944:C:H4'	1.87	0.57
24:3K:5:G:N2	24:3K:68:C:H42	2.02	0.57
27:1H:598:C:OP2	65:1H:3687:HOH:O	2.17	0.57
32:31:56:GLU:OE1	32:31:93:LYS:NZ	2.37	0.57
1:1G:256:U:P	17:8A:17:LYS:HZ2	2.25	0.57
1:1G:1348:U:H3	1:1G:1374:A:H2	1.50	0.57
19:AA:7:LYS:HB3	54:I5:67:TYR:CE1	2.39	0.57
27:14:996:A:N6	27:14:1160:G:C6	2.72	0.57
27:14:1252:G:N3	44:85:33:ARG:HD2	2.19	0.57
27:14:1991:U:H2'	27:14:1992:G:H5''	1.87	0.57
1:13:62:U:N3	1:13:105:G:O6	2.20	0.57
1:13:1152:A:H5''	10:1I:13:HIS:CD2	2.39	0.57
1:13:1270:C:OP2	21:1F:24:ARG:NH2	2.36	0.57
1:13:1315:U:H2'	1:13:1316:G:O4'	2.02	0.57
7:6E:109:ASN:HA	7:6E:119:ARG:HE	1.68	0.57
12:3I:4:ILE:O	12:3I:8:VAL:HG23	2.03	0.57
12:3I:101:VAL:HG12	12:3I:102:TYR:H	1.70	0.57
13:4I:88:ARG:HH22	19:AI:2:PRO:HG2	1.69	0.57

Continued on next page...

Continued from previous page...

Atom-1	Atom-2	Interatomic distance (Å)	Clash overlap (Å)
17:8I:4:LYS:HE3	17:8I:6:LEU:HD21	1.85	0.57
27:1H:536:C:C2'	27:1H:537:U:H5'	2.34	0.57
27:1H:2157:A:N7	27:1H:2180:G:H1'	2.20	0.57
27:1H:2318:A:H2'	27:1H:2319:C:O4'	2.04	0.57
27:1H:2813:A:H5''	27:1H:2905:U:H1'	1.86	0.57
29:71:40:THR:HG23	29:71:177:LYS:HA	1.87	0.57
32:31:164:ARG:HG2	32:31:175:THR:OG1	2.04	0.57
35:61:29:TYR:O	35:61:33:ARG:HB2	2.04	0.57
37:58:36:GLY:H	37:58:42:TRP:HZ3	1.50	0.57
41:98:51:LEU:HD22	41:98:66:VAL:HG13	1.86	0.57
1:1G:532:A:N6	1:1G:1206:G:O2'	2.36	0.57
1:1G:664:G:H22	1:1G:741:G:H1	1.51	0.57
19:AA:45:VAL:HG12	19:AA:64:GLU:HA	1.86	0.57
59:1L:30:G:H2'	59:1L:31:A:H8	1.69	0.57
27:14:28:A:H61	27:14:512:G:H1'	1.70	0.57
27:14:589:C:H2'	27:14:590:A:H8	1.69	0.57
27:14:2749:A:H62	27:14:2750:A:H62	1.53	0.57
31:29:105:THR:HG21	31:29:164:ARG:CZ	2.34	0.57
43:75:15:VAL:HG12	43:75:57:PHE:HB2	1.87	0.57
1:13:511:C:P	4:3E:49:ARG:HH22	2.27	0.57
1:13:673:G:H2'	1:13:674:G:C8	2.40	0.57
4:3E:61:LYS:HE3	4:3E:65:ARG:HD3	1.86	0.57
27:1H:72:A:OP1	52:K8:54:LYS:NZ	2.38	0.57
27:1H:663:A:P	39:78:116:GLY:HA2	2.44	0.57
27:1H:1073:U:H1'	27:1H:1074:A:O5'	2.04	0.57
27:1H:1109:G:H2'	27:1H:1110:G:C8	2.39	0.57
27:1H:1968:G:H2'	27:1H:1969:U:C6	2.40	0.57
38:68:7:TYR:CE1	38:68:20:MET:HE3	2.39	0.57
43:B8:51:ARG:CG	43:B8:98:LYS:HE3	2.35	0.57
43:B8:118:ARG:HH21	43:B8:121:ILE:HG21	1.69	0.57
1:1G:142:G:H2'	1:1G:143:A:C8	2.40	0.57
1:1G:375:U:O2'	16:7A:6:LEU:O	2.23	0.57
1:1G:1178:G:H5''	9:82:93:ARG:NH2	2.19	0.57
1:1G:1236:A:OP1	21:1B:2:GLY:N	2.37	0.57
1:1G:1449:C:H1'	1:1G:1455:G:N2	2.19	0.57
5:42:100:VAL:O	5:42:107:ARG:NH2	2.37	0.57
12:3A:38:ARG:NH2	12:3A:40:VAL:HG12	2.19	0.57
27:14:2433:A:H5''	27:14:2434:A:OP1	2.04	0.57
27:14:2461:C:H2'	27:14:2462:U:H6	1.68	0.57
27:14:2468:G:OP1	40:45:119:ARG:NH2	2.37	0.57
29:79:3:HIS:HB3	29:79:7:TYR:HB3	1.87	0.57

Continued on next page...

Continued from previous page...

Atom-1	Atom-2	Interatomic distance (Å)	Clash overlap (Å)
40:45:12:GLN:HG2	40:45:73:PRO:HD2	1.86	0.57
43:75:55:ASN:H	43:75:59:THR:HB	1.68	0.57
49:D5:23:LYS:HD3	49:D5:40:ASP:HA	1.86	0.57
1:13:22:G:H2'	1:13:23:C:C6	2.40	0.57
1:13:1320:C:H5'	19:AI:70:LYS:HG3	1.86	0.57
27:1H:417:G:H1	39:78:71:VAL:HG12	1.68	0.57
27:1H:550:U:H2'	27:1H:551:U:C6	2.39	0.57
27:1H:579:U:O2'	27:1H:580:G:O5'	2.23	0.57
27:1H:948:A:H2'	27:1H:949:C:O4'	2.04	0.57
27:1H:1598:C:OP1	27:1H:1766:U:O2'	2.17	0.57
27:1H:2144:G:H2'	27:1H:2145:U:C6	2.40	0.57
32:31:103:LYS:HA	32:31:106:ARG:HD3	1.86	0.57
1:1G:45:U:H2'	1:1G:46:G:C8	2.39	0.57
1:1G:626:U:H2'	1:1G:627:G:H8	1.69	0.57
3:22:56:ASP:N	3:22:56:ASP:OD1	2.38	0.57
3:22:141:VAL:HG11	3:22:202:ILE:HD13	1.85	0.57
7:62:22:LEU:HD11	7:62:101:LEU:HD21	1.85	0.57
12:3A:87:VAL:O	12:3A:89:OTD:N	2.25	0.57
19:AA:36:ARG:C	19:AA:38:SER:H	2.11	0.57
27:14:171:G:H2'	27:14:172:C:C6	2.39	0.57
27:14:1019:U:H2'	27:14:1020:A:H8	1.67	0.57
27:14:1166:C:N3	27:14:1183:G:N2	2.42	0.57
28:1J:50:G:H2'	28:1J:51:G:O4'	2.05	0.57
30:19:35:LYS:HG3	30:19:36:PRO:HD2	1.87	0.57
32:39:9:ILE:HD13	32:39:20:LEU:HB3	1.86	0.57
35:69:70:GLU:O	35:69:74:ASN:ND2	2.36	0.57
42:65:23:ARG:NH1	42:65:84:GLN:OE1	2.37	0.57
45:95:14:VAL:HA	45:95:18:LEU:HD13	1.86	0.57
47:B5:8:ILE:HD11	47:B5:43:VAL:HG12	1.86	0.57
47:B5:44:GLU:HG3	47:B5:51:VAL:HG23	1.85	0.57
49:D5:18:LEU:HD12	49:D5:23:LYS:HB2	1.87	0.57
52:G5:44:LEU:O	52:G5:46:GLN:N	2.38	0.57
1:13:1129:C:H42	1:13:1143:G:H1	1.53	0.57
1:13:1181:G:HO2'	1:13:1184:G:H5'	1.69	0.57
1:13:1414:U:H2'	1:13:1415:G:H8	1.70	0.57
22:1K:68:C:H2'	22:1K:69:G:O4'	2.04	0.57
27:1H:271:C:O2	27:1H:274:G:N2	2.36	0.57
27:1H:2620:G:O3'	65:1H:3690:HOH:O	2.17	0.57
37:58:71:ILE:HG22	37:58:73:THR:HG22	1.87	0.57
37:58:97:ARG:HA	37:58:100:GLU:HB3	1.87	0.57
49:H8:15:PRO:O	49:H8:19:ARG:HB2	2.05	0.57

Continued on next page...

Continued from previous page...

Atom-1	Atom-2	Interatomic distance (Å)	Clash overlap (Å)
1:1G:939:G:H1	1:1G:1344:C:H42	1.51	0.57
1:1G:977:A:C2'	1:1G:978:A:H5'	2.34	0.57
1:1G:986:A:H4'	19:AA:55:LYS:HG3	1.86	0.57
1:1G:1366:C:H2'	1:1G:1367:C:H6	1.69	0.57
27:14:578:A:OP1	27:14:1255:U:O2'	2.18	0.57
27:14:2115:G:H1'	27:14:2171:A:H61	1.70	0.57
27:14:2615:U:C2	55:J5:7:PRO:HA	2.39	0.57
29:79:10:LEU:HD23	29:79:219:GLY:HA2	1.87	0.57
32:39:8:GLN:CD	32:39:8:GLN:H	2.12	0.57
55:J5:40:LYS:HG2	55:J5:46:CYS:HA	1.86	0.57
1:13:324:G:N2	1:13:326:G:H3'	2.19	0.57
1:13:1273:G:C2	1:13:1274:G:H1'	2.39	0.57
16:7I:50:LYS:NZ	16:7I:51:VAL:O	2.37	0.57
26:5K:56:C:H2'	26:5K:57:G:H8	1.68	0.57
27:1H:1223:A:H5'	27:1H:1224:C:H6	1.70	0.57
27:1H:1250:A:H1'	27:1H:1252:G:C4	2.39	0.57
27:1H:1892:G:H1	27:1H:1905:C:H42	1.53	0.57
27:1H:2705:C:H42	27:1H:2731:G:H1	1.52	0.57
30:11:79:VAL:HG21	30:11:111:LEU:HD21	1.86	0.57
44:C8:82:GLY:HA3	44:C8:113:ALA:HB1	1.87	0.57
47:F8:31:HIS:CE1	47:F8:33:LYS:HB2	2.40	0.57
2:12:54:THR:O	2:12:58:ILE:HG12	2.03	0.57
2:12:178:ARG:HH12	2:12:196:LEU:C	2.11	0.57
4:32:15:GLU:HG2	4:32:63:LYS:HB2	1.87	0.57
24:3L:18:G:O2'	24:3L:60:U:O4	2.19	0.57
27:14:335:C:H5''	48:C5:84:ARG:HD3	1.84	0.57
27:14:773:U:C4'	30:19:47:GLY:HA3	2.34	0.57
27:14:1681:G:H8	27:14:1681:G:OP2	1.86	0.57
27:14:2785:C:O2'	31:29:66:HIS:ND1	2.35	0.57
43:75:91:ARG:HD2	43:75:120:ARG:NH1	2.20	0.57
45:95:35:LEU:HB2	45:95:37:VAL:CG1	2.33	0.57
1:13:148:G:H2'	1:13:149:A:C8	2.39	0.57
1:13:1297:C:O2'	7:6E:114:ARG:NH2	2.38	0.57
4:3E:11:LEU:HD13	4:3E:66:ARG:HG2	1.85	0.57
4:3E:188:LEU:HD22	4:3E:189:PRO:HD2	1.87	0.57
8:7E:87:SER:HB2	8:7E:93:VAL:HB	1.85	0.57
10:1I:3:LYS:NZ	10:1I:75:ILE:O	2.38	0.57
16:7I:71:ARG:HA	16:7I:74:LEU:HD12	1.87	0.57
27:1H:29:U:H2'	27:1H:30:G:C8	2.40	0.57
35:61:122:GLU:O	35:61:126:TYR:OH	2.20	0.57
1:1G:646:U:H2'	1:1G:647:C:H6	1.70	0.57

Continued on next page...

Continued from previous page...

Atom-1	Atom-2	Interatomic distance (Å)	Clash overlap (Å)
1:1G:939:G:H5''	7:62:102:ARG:HH22	1.69	0.57
1:1G:1129:C:O2'	1:1G:1146:A:N6	2.36	0.57
20:BA:43:LEU:HD13	20:BA:51:GLU:HB3	1.86	0.57
27:14:664:C:P	39:35:18:ARG:HH21	2.27	0.57
27:14:2151:G:H2'	27:14:2152:G:C8	2.39	0.57
27:14:2648:C:H2'	27:14:2649:U:C6	2.40	0.57
47:B5:24:GLY:O	47:B5:82:GLN:HA	2.05	0.57
47:B5:34:ALA:HB1	47:B5:39:ILE:HD11	1.86	0.57
1:13:1305:G:N2	1:13:1331:G:H1'	2.20	0.57
1:13:1452:C:H4'	1:13:1453:G:O5'	2.05	0.57
7:6E:107:ALA:O	7:6E:110:GLN:HG2	2.05	0.57
10:1I:61:GLU:OE2	14:5I:45:ARG:NH1	2.38	0.57
16:7I:40:ASP:OD2	16:7I:44:THR:OG1	2.19	0.57
27:1H:595:A:H1'	27:1H:597:G:H5''	1.86	0.57
27:1H:1008:G:OP1	65:1H:3670:HOH:O	2.18	0.57
27:1H:1095:A:OP2	27:1H:1157:G:N2	2.37	0.57
27:1H:1693:G:O2'	27:1H:1694:C:OP2	2.23	0.57
27:1H:2353:G:O2'	27:1H:2354:G:H5'	2.04	0.57
30:11:182:LEU:N	30:11:272:ALA:HB3	2.15	0.57
45:D8:19:LYS:HA	45:D8:94:LEU:O	2.04	0.57
2:12:104:ASN:OD1	2:12:107:THR:OG1	2.21	0.57
10:1A:4:ILE:HA	10:1A:100:THR:HA	1.86	0.57
60:2L:9:A:O2'	60:2L:10:G:N7	2.38	0.57
34:59:161:GLY:C	34:59:162:ILE:HG12	2.30	0.57
47:B5:34:ALA:O	47:B5:77:LYS:NZ	2.36	0.57
1:13:1062:U:H2'	1:13:1063:C:C6	2.40	0.56
25:4K:39:U:H2'	25:4K:40:U:C6	2.39	0.56
27:1H:579:U:O2'	27:1H:580:G:C8	2.55	0.56
27:1H:657:A:OP1	39:78:65:ARG:HD3	2.05	0.56
34:51:153:LYS:HE2	34:51:153:LYS:H	1.70	0.56
40:88:2:LEU:HD11	40:88:66:ILE:HD12	1.87	0.56
40:88:39:PRO:HA	40:88:97:VAL:O	2.05	0.56
48:G8:106:LEU:C	48:G8:108:THR:H	2.13	0.56
1:1G:720:C:O2'	18:9A:63:GLN:NE2	2.37	0.56
1:1G:1226:C:P	13:4A:91:ARG:HH12	2.27	0.56
27:14:872:A:H4'	40:45:66:ILE:HD11	1.87	0.56
27:14:1024:G:C5'	27:14:1025:G:H5''	2.35	0.56
27:14:1569:A:H5'	30:19:61:LEU:HD21	1.87	0.56
28:1J:50:G:OP1	42:65:63:THR:HG23	2.04	0.56
51:F5:78:LYS:HE2	51:F5:80:LEU:HD21	1.86	0.56
56:K5:24:GLU:HG3	56:K5:25:LYS:H	1.70	0.56

Continued on next page...

Continued from previous page...

Atom-1	Atom-2	Interatomic distance (Å)	Clash overlap (Å)
1:13:108:G:N2	1:13:326:G:O6	2.38	0.56
1:13:1179:A:H4'	9:8E:103:THR:HA	1.87	0.56
4:3E:13:ARG:NH1	4:3E:38:TYR:O	2.38	0.56
24:3K:2:C:H2'	24:3K:3:C:C6	2.40	0.56
27:1H:684:G:N2	27:1H:698:C:N3	2.53	0.56
32:31:34:TRP:NE1	39:78:8:PRO:HD3	2.20	0.56
42:A8:110:LEU:HB2	42:A8:112:PHE:CE1	2.41	0.56
47:F8:15:GLU:H	47:F8:15:GLU:CD	2.12	0.56
48:G8:15:VAL:HG21	48:G8:42:VAL:HG21	1.85	0.56
1:1G:677:U:H3	1:1G:713:G:H22	1.51	0.56
1:1G:865:A:H5'	1:1G:1078:U:C5	2.40	0.56
1:1G:1274:G:N2	1:1G:1275:A:H62	2.02	0.56
3:22:25:GLY:HA3	3:22:28:GLN:HE22	1.70	0.56
27:14:105:C:H2'	27:14:106:C:C6	2.40	0.56
27:14:880:G:N2	27:14:897:C:H42	2.03	0.56
27:14:1101:U:H2'	27:14:1102:C:O4'	2.04	0.56
27:14:1364:G:OP1	51:F5:3:LYS:HD3	2.04	0.56
27:14:1992:G:OP2	65:14:3544:HOH:O	2.18	0.56
27:14:2175:C:O2'	29:79:219:GLY:O	2.23	0.56
28:1J:58:A:H5'	28:1J:59:A:OP2	2.05	0.56
30:19:182:LEU:N	30:19:272:ALA:HB3	2.18	0.56
42:65:67:ARG:HG2	42:65:71:ARG:NH1	2.21	0.56
1:13:474:G:H2'	1:13:475:G:H8	1.69	0.56
1:13:1250:A:H4'	9:8E:68:GLY:H	1.71	0.56
2:1E:82:ARG:HH21	2:1E:92:TYR:HH	1.52	0.56
4:3E:18:LYS:HG2	63:3E:302:SF4:S4	2.45	0.56
8:7E:51:VAL:HG21	8:7E:60:ARG:HG2	1.86	0.56
9:8E:8:GLY:HA3	9:8E:76:ALA:O	2.05	0.56
15:6I:25:THR:HG21	15:6I:70:LEU:HD13	1.86	0.56
20:BI:93:GLU:C	20:BI:95:ALA:H	2.11	0.56
24:3K:7:A:H5'	24:3K:8:U:OP2	2.05	0.56
26:5K:58:A:H1'	26:5K:60:U:H5	1.71	0.56
27:1H:1198:G:H5''	44:C8:81:HIS:CE1	2.39	0.56
27:1H:1616:G:H5''	30:11:61:LEU:HD22	1.87	0.56
32:31:198:ALA:HA	32:31:201:VAL:HB	1.88	0.56
38:68:104:ARG:HD3	43:B8:36:GLU:HG3	1.87	0.56
53:L8:18:ASP:N	53:L8:18:ASP:OD1	2.37	0.56
56:O8:11:LEU:HG	56:O8:51:GLU:HG3	1.88	0.56
56:O8:20:ASN:OD1	56:O8:20:ASN:N	2.27	0.56
1:1G:26:A:N6	1:1G:558:G:O2'	2.36	0.56
1:1G:1319:A:H2'	1:1G:1323:G:N7	2.20	0.56

Continued on next page...

Continued from previous page...

Atom-1	Atom-2	Interatomic distance (Å)	Clash overlap (Å)
1:1G:1328:C:H2'	1:1G:1329:A:H8	1.70	0.56
2:12:10:LEU:H	2:12:10:LEU:HD22	1.69	0.56
2:12:17:PHE:HB3	2:12:42:ILE:HG23	1.87	0.56
3:22:44:GLU:HA	3:22:52:LEU:HD21	1.87	0.56
5:42:48:ALA:HB1	5:42:49:PRO:HD2	1.86	0.56
17:8A:78:GLU:CD	17:8A:81:ARG:HD2	2.30	0.56
19:AA:33:THR:OG1	19:AA:35:SER:O	2.23	0.56
59:1L:36:A:H62	59:1L:37:MIA:H152	1.68	0.56
27:14:389:G:OP1	51:F5:25:LYS:NZ	2.31	0.56
27:14:1024:G:H3'	27:14:1025:G:H5''	1.86	0.56
27:14:2575:C:H5'	31:29:144:ARG:HG2	1.86	0.56
34:59:69:ARG:NH1	34:59:73:ALA:HB2	2.21	0.56
35:69:75:LEU:HD21	35:69:105:HIS:CE1	2.40	0.56
42:65:11:LYS:HE3	42:65:15:ARG:NH2	2.19	0.56
42:65:11:LYS:O	42:65:15:ARG:HB2	2.05	0.56
45:95:20:LEU:O	45:95:94:LEU:N	2.37	0.56
51:F5:98:LEU:HD23	51:F5:98:LEU:H	1.71	0.56
1:13:280:C:C2	17:8I:38:ARG:HG3	2.40	0.56
23:2K:20:H2U:H5''	23:2K:20:H2U:O2	2.05	0.56
27:1H:330:U:H2'	27:1H:331:U:C6	2.40	0.56
27:1H:1484:C:H2'	27:1H:1485:U:H6	1.70	0.56
27:1H:1593:A:H2'	27:1H:1594:C:O4'	2.05	0.56
27:1H:2170:G:C5	27:1H:2171:G:H1'	2.41	0.56
31:21:5:LEU:HD12	31:21:51:PHE:HB2	1.87	0.56
39:78:85:LEU:HA	39:78:88:LEU:HD22	1.86	0.56
49:H8:7:ALA:O	49:H8:61:LEU:HA	2.06	0.56
49:H8:75:ASN:O	49:H8:84:GLU:HG3	2.05	0.56
1:1G:142:G:O2'	1:1G:196:A:N1	2.39	0.56
1:1G:1095:U:P	1:1G:1108:G:H1	2.28	0.56
1:1G:1125:U:H2'	1:1G:1126:U:O4'	2.05	0.56
2:12:67:THR:HG22	2:12:90:MET:HE1	1.87	0.56
7:62:113:GLU:HG3	7:62:119:ARG:HA	1.88	0.56
27:14:401:A:H2'	27:14:402:A:C8	2.40	0.56
27:14:2086:U:H2'	27:14:2087:G:C8	2.40	0.56
27:14:2602:A:H4'	27:14:2603:G:C5'	2.35	0.56
29:79:193:ILE:HD13	29:79:226:PRO:HA	1.88	0.56
31:29:18:ASP:HB3	43:75:82:LEU:HD21	1.88	0.56
37:15:58:ASP:OD1	37:15:58:ASP:N	2.35	0.56
41:55:28:LEU:HD11	41:55:116:LEU:HD21	1.87	0.56
43:75:105:LEU:O	43:75:107:ASP:N	2.39	0.56
54:I5:11:PRO:HA	54:I5:25:TYR:HA	1.87	0.56

Continued on next page...

Continued from previous page...

Atom-1	Atom-2	Interatomic distance (Å)	Clash overlap (Å)
1:13:67:C:H2'	1:13:68:G:H8	1.67	0.56
7:6E:69:VAL:HG22	7:6E:135:VAL:HG22	1.88	0.56
10:1I:90:LEU:N	10:1I:91:PRO:HD3	2.20	0.56
27:1H:328:U:H2'	27:1H:329:G:C8	2.41	0.56
27:1H:470:A:C5	32:31:45:ARG:HD2	2.41	0.56
27:1H:1212:U:H2'	27:1H:1213:C:C6	2.40	0.56
27:1H:2035:G:OP1	46:E8:11:ARG:NH2	2.39	0.56
27:1H:2613:A:H2'	27:1H:2614:C:C6	2.41	0.56
33:41:107:LEU:O	54:M8:38:LYS:HE2	2.05	0.56
34:51:30:LYS:HE3	34:51:80:SER:HA	1.87	0.56
1:1G:17:U:H2'	1:1G:18:C:C6	2.41	0.56
1:1G:148:G:H2'	1:1G:149:A:H8	1.70	0.56
1:1G:464:G:H1'	1:1G:468:A:H61	1.71	0.56
1:1G:1372:U:H5''	9:82:71:SER:HB3	1.88	0.56
2:12:7:VAL:HG22	2:12:8:LYS:H	1.70	0.56
13:4A:34:LEU:O	13:4A:38:GLY:N	2.38	0.56
27:14:67:U:H2'	27:14:68:G:H8	1.69	0.56
27:14:1894:C:H2'	27:14:1895:C:C6	2.41	0.56
44:85:90:VAL:O	44:85:92:ARG:HD3	2.05	0.56
1:13:8:A:H5'	5:4E:101:ILE:HG22	1.88	0.56
1:13:91:C:N4	1:13:92:G:O6	2.38	0.56
1:13:372:C:O2'	1:13:373:A:O5'	2.24	0.56
1:13:1020:U:H2'	1:13:1021:G:C8	2.40	0.56
4:3E:57:ARG:HG2	4:3E:206:PHE:HB2	1.86	0.56
8:7E:1:MET:H3	8:7E:1:MET:HE2	1.70	0.56
27:1H:571:C:H3'	27:1H:572:A:C8	2.41	0.56
27:1H:957:A:H62	40:88:12:GLN:HA	1.70	0.56
27:1H:2285:U:O4	65:1H:3676:HOH:O	2.15	0.56
27:1H:2405:A:H2	27:1H:2437:C:H42	1.54	0.56
27:1H:2565:OMU:H6	27:1H:2565:OMU:O5'	2.06	0.56
27:1H:2718:A:N7	65:1H:3765:HOH:O	2.32	0.56
32:31:9:ILE:HG23	32:31:20:LEU:O	2.06	0.56
38:68:7:TYR:C	38:68:8:LEU:HD22	2.30	0.56
1:1G:468:A:O2'	16:7A:82:GLN:HG2	2.05	0.56
7:62:21:VAL:O	7:62:24:THR:OG1	2.24	0.56
14:5A:23:ARG:HH21	14:5A:30:ALA:HB2	1.70	0.56
60:2L:44:G:H4'	60:2L:45:U:H5'	1.87	0.56
27:14:34:C:O2'	27:14:35:G:H8	1.88	0.56
27:14:162:U:H4'	27:14:171:G:C4	2.41	0.56
27:14:1043:C:H42	27:14:1112:G:H22	1.53	0.56
27:14:1171:G:O2'	27:14:1173:G:O4'	2.22	0.56

Continued on next page...

Continued from previous page...

Atom-1	Atom-2	Interatomic distance (Å)	Clash overlap (Å)
27:14:1716:U:H1'	27:14:1746:G:N2	2.20	0.56
27:14:2720:U:H3	27:14:2873:A:H2	1.49	0.56
27:14:2822:G:O2'	27:14:2824:C:OP2	2.19	0.56
33:49:4:ASP:OD2	33:49:9:ARG:NH1	2.38	0.56
37:15:128:HIS:NE2	37:15:130:HIS:HA	2.21	0.56
38:25:2:ILE:HG23	38:25:6:THR:HB	1.87	0.56
40:45:19:GLY:HA3	40:45:98:LYS:HZ2	1.71	0.56
7:6E:15:ASP:HB3	7:6E:19:GLY:N	2.19	0.56
8:7E:94:TYR:HE1	8:7E:132:GLU:HB2	1.71	0.56
16:7I:17:TYR:HE2	16:7I:41:PRO:HG3	1.71	0.56
27:1H:710:G:OP1	39:78:15:ARG:NE	2.38	0.56
27:1H:752:G:O2'	27:1H:774:G:N1	2.34	0.56
33:41:34:LEU:HD12	33:41:100:TRP:CH2	2.41	0.56
33:41:112:PRO:HB3	54:M8:37:SER:H	1.70	0.56
35:61:25:TYR:CE1	35:61:29:TYR:HD2	2.24	0.56
39:78:136:GLU:HA	39:78:139:LYS:HE3	1.88	0.56
45:D8:37:VAL:HG13	45:D8:38:LEU:H	1.71	0.56
56:O8:28:ARG:HB3	56:O8:30:THR:C	2.31	0.56
1:1G:304:U:H2'	1:1G:305:G:C8	2.41	0.56
1:1G:474:G:H2'	1:1G:475:G:H8	1.71	0.56
1:1G:1254:C:H5''	10:1A:45:ARG:HH12	1.71	0.56
1:1G:1392:G:O2'	1:1G:1503:A:OP2	2.23	0.56
6:52:45:LEU:HG	6:52:59:TYR:HD1	1.71	0.56
16:7A:66:PRO:HD2	16:7A:71:ARG:HH21	1.71	0.56
24:3L:40:C:H2'	24:3L:41:C:C6	2.40	0.56
27:14:1305:C:N3	27:14:1623:G:N1	2.46	0.56
30:19:71:ASP:CG	30:19:103:ARG:HH22	2.14	0.56
31:29:11:MET:CG	31:29:24:THR:HG22	2.34	0.56
1:13:191:G:O2'	20:BI:101:GLY:O	2.24	0.56
5:4E:28:PHE:O	5:4E:47:LYS:HA	2.06	0.56
5:4E:41:VAL:O	5:4E:66:MET:HA	2.05	0.56
22:1K:27:G:N2	22:1K:45:U:O4	2.39	0.56
24:3K:48:C:OP2	24:3K:59:U:O2'	2.24	0.56
27:1H:388:G:H2'	27:1H:389:A:C8	2.40	0.56
27:1H:1211:G:H2'	27:1H:1212:U:C6	2.40	0.56
27:1H:2326:C:H4'	33:41:91:ARG:HG3	1.86	0.56
27:1H:2344:G:H4'	50:I8:42:GLY:HA3	1.86	0.56
27:1H:2597:U:H2'	27:1H:2598:U:C6	2.41	0.56
28:16:50:G:OP1	42:A8:63:THR:HG23	2.05	0.56
31:21:12:THR:HG22	43:B8:58:ASN:OD1	2.04	0.56
31:21:120:TRP:CD2	31:21:155:LYS:HD3	2.41	0.56

Continued on next page...

Continued from previous page...

Atom-1	Atom-2	Interatomic distance (Å)	Clash overlap (Å)
34:51:58:GLU:C	34:51:60:ARG:H	2.13	0.56
42:A8:14:VAL:O	42:A8:18:ILE:HG12	2.06	0.56
5:42:31:LEU:HD11	5:42:43:LEU:HD11	1.87	0.56
19:AA:67:VAL:HG11	54:I5:56:VAL:HG13	1.88	0.56
60:2L:32:PSU:C2	60:2L:33:U:C5	2.94	0.56
27:14:528:A:H8	27:14:528:A:H3'	1.70	0.56
27:14:956:G:H2'	27:14:957:A:H2'	1.87	0.56
27:14:1418:G:OP1	27:14:1588:C:O2'	2.22	0.56
34:59:8:PRO:HG2	34:59:69:ARG:HG2	1.86	0.56
35:69:124:GLY:H	35:69:142:VAL:HG21	1.71	0.56
43:75:45:PHE:CE2	43:75:74:ARG:HB2	2.41	0.56
1:13:1027:C:H2'	1:13:1028:C:C6	2.41	0.56
4:3E:49:ARG:H	4:3E:49:ARG:HD3	1.71	0.56
7:6E:20:ASP:OD2	7:6E:23:VAL:N	2.39	0.56
27:1H:2628:U:OP1	65:1H:3677:HOH:O	2.18	0.56
35:61:1:MET:H2	35:61:20:ASP:HB2	1.70	0.56
35:61:127:VAL:HG13	35:61:139:GLN:HG3	1.87	0.56
36:38:60:ARG:HA	36:38:60:ARG:HE	1.71	0.56
5:42:69:VAL:O	5:42:71:LEU:HG	2.06	0.56
35:69:144:VAL:HG22	35:69:145:VAL:H	1.70	0.56
44:85:90:VAL:HG22	45:95:39:LEU:HD23	1.87	0.56
1:13:986:A:H2'	1:13:987:G:O4'	2.05	0.56
1:13:1318:A:H1'	19:AI:37:ARG:HH21	1.70	0.56
1:13:1446:A:OP1	1:13:1446:A:H4'	2.05	0.56
1:13:1541:U:O4	25:4K:31:A:N6	2.39	0.56
2:1E:92:TYR:CE1	2:1E:151:GLY:HA3	2.41	0.56
13:4I:81:LEU:HD22	13:4I:86:CYS:SG	2.45	0.56
27:1H:355:A:HO2'	27:1H:356:A:H8	1.54	0.56
29:71:30:LYS:NZ	29:71:178:ALA:O	2.33	0.56
30:11:181:GLU:HA	30:11:272:ALA:HB3	1.86	0.56
37:58:95:PRO:O	37:58:96:GLU:HB3	2.06	0.56
40:88:37:LEU:HD11	40:88:130:LYS:HB2	1.87	0.56
58:Q8:6:THR:HG23	58:Q8:64:TYR:HD2	1.71	0.56
1:1G:90:C:H2'	1:1G:91:C:C6	2.40	0.56
2:12:167:PRO:C	2:12:171:ALA:HB2	2.31	0.56
13:4A:95:GLY:O	13:4A:110:ARG:HB3	2.06	0.56
14:5A:42:ILE:O	14:5A:46:GLU:N	2.38	0.56
21:1B:5:ASP:OD1	21:1B:6:ARG:N	2.38	0.56
59:1L:51:U:H3	59:1L:63:G:H1	1.54	0.56
25:4L:39:U:H2'	25:4L:40:U:C5	2.41	0.56
27:14:552:G:H2'	27:14:553:U:O4'	2.06	0.56

Continued on next page...

Continued from previous page...

Atom-1	Atom-2	Interatomic distance (Å)	Clash overlap (Å)
27:14:1204:A:H1'	27:14:1205:U:OP2	2.06	0.56
27:14:1550:C:OP1	27:14:1727:U:O2'	2.20	0.56
27:14:1930:G:O2'	27:14:1931:U:P	2.64	0.56
27:14:2055:C:O2	65:14:3542:HOH:O	2.17	0.56
37:15:13:TRP:O	37:15:135:PRO:HD2	2.06	0.56
39:35:82:GLY:HA2	39:35:113:LYS:O	2.06	0.56
1:13:381:C:H2'	1:13:382:A:O4'	2.06	0.55
1:13:1175:G:H2'	1:13:1176:A:C8	2.41	0.55
27:1H:2319:C:N4	33:41:42:GLY:O	2.35	0.55
28:16:42:C:O2	33:41:93:THR:N	2.37	0.55
1:1G:652:U:HO2'	1:1G:653:A:P	2.29	0.55
1:1G:1398:A:H5''	1:1G:1401:G:H4'	1.86	0.55
60:2L:8:4SU:H6	60:2L:8:4SU:H5''	1.88	0.55
27:14:1385:G:HO2'	27:14:1396:U:H6	1.54	0.55
45:95:70:ILE:HG22	45:95:72:VAL:HB	1.87	0.55
48:C5:99:CYS:SG	48:C5:105:ALA:HB3	2.46	0.55
49:D5:92:SER:O	49:D5:94:GLU:N	2.39	0.55
50:E5:32:ARG:HB2	50:E5:35:ASN:HD21	1.70	0.55
53:H5:42:ALA:O	53:H5:45:GLY:N	2.39	0.55
1:13:266:G:H5''	1:13:267:C:C5	2.41	0.55
1:13:980:C:H5''	1:13:981:U:C5	2.41	0.55
1:13:1200:C:H4'	1:13:1201:A:H5''	1.88	0.55
1:13:1295:G:O3'	13:4I:14:ARG:NH1	2.39	0.55
7:6E:15:ASP:HB3	7:6E:19:GLY:H	1.71	0.55
11:2I:58:PRO:HD3	11:2I:89:ALA:HB1	1.86	0.55
14:5I:40:CYS:CB	14:5I:43:CYS:H	2.19	0.55
22:1K:63:G:H2'	22:1K:64:A:C8	2.42	0.55
23:2K:56:C:H42	33:41:83:ARG:HH22	1.53	0.55
27:1H:2725:U:H1'	27:1H:2726:A:N7	2.21	0.55
29:71:30:LYS:HA	29:71:33:ALA:HB3	1.89	0.55
34:51:60:ARG:HB3	34:51:60:ARG:NH1	2.21	0.55
40:88:90:VAL:HG13	40:88:91:GLU:N	2.21	0.55
51:J8:2:SER:O	51:J8:61:ARG:NH2	2.36	0.55
1:1G:1226:C:H2'	13:4A:103:THR:HB	1.88	0.55
2:12:101:MET:HE2	2:12:108:ILE:HG21	1.89	0.55
2:12:121:LEU:HA	2:12:124:SER:HB3	1.88	0.55
24:3L:53:G:N2	24:3L:61:C:O2	2.35	0.55
27:14:270(K):C:N3	27:14:270(N):G:N2	2.35	0.55
27:14:654(S):G:O2'	27:14:654(T):A:O5'	2.24	0.55
27:14:1809:A:H2'	27:14:1810:A:C8	2.41	0.55
27:14:2002:G:O6	65:14:3546:HOH:O	2.18	0.55

Continued on next page...

Continued from previous page...

Atom-1	Atom-2	Interatomic distance (Å)	Clash overlap (Å)
32:39:153:SER:HB2	32:39:189:THR:HG22	1.88	0.55
32:39:178:PRO:HB3	32:39:198:ALA:HB2	1.88	0.55
47:B5:18:TYR:HA	47:B5:21:PHE:HD1	1.71	0.55
54:I5:12:ALA:O	54:I5:24:THR:OG1	2.24	0.55
1:13:973:G:H3'	1:13:974:A:H5''	1.88	0.55
2:1E:20:GLU:HB3	2:1E:23:ARG:HG3	1.87	0.55
6:5E:98:LEU:HB2	6:5E:101:ALA:HB2	1.89	0.55
7:6E:73:MET:HG2	7:6E:90:GLU:HA	1.87	0.55
16:7I:28:ARG:NH1	16:7I:29:ASP:OD1	2.39	0.55
24:3K:76:A:H8	27:1H:2407:C:N4	2.02	0.55
27:1H:833:G:O2'	27:1H:1811:U:H5''	2.06	0.55
27:1H:1246:C:P	65:1H:3795:HOH:O	2.64	0.55
27:1H:2040:U:OP2	65:1H:3686:HOH:O	2.17	0.55
28:16:7:G:H4'	42:A8:29:PHE:CD2	2.41	0.55
35:61:87:LYS:HA	35:61:122:GLU:HA	1.88	0.55
37:58:89:LYS:O	37:58:93:THR:OG1	2.22	0.55
39:78:125:VAL:O	39:78:144:GLU:HB2	2.06	0.55
56:O8:13:CYS:O	56:O8:21:TYR:HA	2.06	0.55
57:P8:25:PRO:HB3	57:P8:28:ARG:NH2	2.22	0.55
1:1G:35:G:O2'	12:3A:115:SER:O	2.20	0.55
1:1G:1109:C:H2'	1:1G:1110:A:O4'	2.06	0.55
1:1G:1181:G:H8	1:1G:1182:G:H21	1.54	0.55
1:1G:1313:U:O5'	19:AA:6:LYS:HB3	2.06	0.55
6:52:45:LEU:H	6:52:45:LEU:HD12	1.71	0.55
9:82:71:SER:HA	9:82:74:ILE:HD12	1.88	0.55
17:8A:57:VAL:HA	17:8A:77:VAL:HG23	1.87	0.55
25:4L:35:A:H2'	25:4L:36:G:C8	2.40	0.55
27:14:528:A:H3'	27:14:528:A:C8	2.41	0.55
27:14:1028:A:N6	27:14:1125:G:H2'	2.21	0.55
27:14:1344:G:H4'	27:14:1384:A:C5	2.41	0.55
27:14:1502:C:H5'	27:14:1503:U:OP2	2.06	0.55
27:14:2128:C:H4'	27:14:2173:A:C6	2.42	0.55
27:14:2377:A:H2'	27:14:2378:A:C8	2.41	0.55
27:14:2469:A:H2	27:14:2481:G:N3	2.04	0.55
28:1J:11:C:H3'	28:1J:12:C:C5	2.41	0.55
56:K5:23:THR:O	56:K5:24:GLU:HB2	2.06	0.55
3:2E:16:ARG:HH11	3:2E:16:ARG:HB2	1.72	0.55
5:4E:81:GLU:HG2	5:4E:90:VAL:HG22	1.88	0.55
27:1H:580:G:H2'	27:1H:581:U:C6	2.41	0.55
27:1H:1101:A:H2'	27:1H:1102:G:C8	2.41	0.55
27:1H:2157:A:H2'	27:1H:2158:A:H8	1.71	0.55

Continued on next page...

Continued from previous page...

Atom-1	Atom-2	Interatomic distance (Å)	Clash overlap (Å)
35:61:79:ILE:HG23	35:61:81:VAL:HG13	1.87	0.55
42:A8:11:LYS:HD2	42:A8:15:ARG:HH21	1.71	0.55
54:M8:36:CYS:O	54:M8:38:LYS:N	2.39	0.55
1:1G:174:C:H2'	1:1G:175:C:H6	1.70	0.55
1:1G:760:G:N2	17:8A:97:SER:OG	2.39	0.55
1:1G:827:U:H3	1:1G:872:A:N6	2.04	0.55
5:42:78:HIS:HB2	8:72:104:ARG:HD2	1.88	0.55
10:1A:45:ARG:HB3	10:1A:65:LEU:HB3	1.88	0.55
27:14:928:G:H2'	27:14:929:G:O4'	2.05	0.55
27:14:1708:C:H2'	27:14:1709:U:H6	1.72	0.55
27:14:1814:G:H2'	27:14:1815:A:C8	2.41	0.55
27:14:2291:U:H2'	27:14:2292:C:C6	2.42	0.55
33:49:113:ARG:NH1	33:49:141:PHE:O	2.39	0.55
40:45:138:ASP:N	40:45:138:ASP:OD1	2.39	0.55
49:D5:108:PRO:HA	49:D5:142:SER:OG	2.06	0.55
1:13:403:C:OP2	4:3E:74:GLN:NE2	2.40	0.55
1:13:791:G:C6	1:13:792:A:N1	2.74	0.55
1:13:1085:U:H3'	1:13:1086:U:C5	2.42	0.55
3:2E:120:VAL:HG13	3:2E:133:ALA:HB1	1.89	0.55
8:7E:94:TYR:CE1	8:7E:132:GLU:HB2	2.42	0.55
10:1I:5:ARG:HA	10:1I:73:ASP:OD1	2.06	0.55
27:1H:2822:G:H1	27:1H:2900:C:H42	1.55	0.55
28:16:91:C:OP1	49:H8:79:ARG:NH2	2.37	0.55
42:A8:12:PHE:O	42:A8:16:ASN:ND2	2.39	0.55
51:J8:90:ILE:O	51:J8:94:LEU:HB3	2.07	0.55
55:N8:33:CYS:HB2	55:N8:40:LYS:HG2	1.89	0.55
1:1G:628:G:H2'	1:1G:629:G:H8	1.71	0.55
1:1G:1129:C:N3	1:1G:1143:G:N2	2.54	0.55
1:1G:1263:C:H2'	1:1G:1264:C:O4'	2.07	0.55
2:12:43:ASP:OD1	2:12:44:LEU:N	2.39	0.55
8:72:122:ARG:HG3	8:72:125:ARG:HH21	1.72	0.55
9:82:24:GLY:HA2	9:82:59:PHE:O	2.05	0.55
19:AA:8:GLY:HA2	54:I5:69:LYS:HG2	1.87	0.55
19:AA:50:ALA:HB1	19:AA:57:HIS:HB3	1.89	0.55
27:14:528:A:C2	27:14:2042:A:H2'	2.41	0.55
27:14:1028:A:H62	27:14:1125:G:H2'	1.72	0.55
27:14:1899:G:N2	27:14:1902:C:C5	2.74	0.55
27:14:2366:A:OP2	65:14:3547:HOH:O	2.18	0.55
29:79:186:ALA:O	29:79:190:ARG:NH1	2.39	0.55
1:13:690:G:H22	11:2I:55:LYS:HZ1	1.53	0.55
1:13:1181:G:O2'	1:13:1184:G:H5'	2.07	0.55

Continued on next page...

Continued from previous page...

Atom-1	Atom-2	Interatomic distance (Å)	Clash overlap (Å)
2:1E:168:THR:OG1	2:1E:169:LYS:N	2.38	0.55
3:2E:12:LEU:HD23	3:2E:16:ARG:HG3	1.88	0.55
5:4E:35:GLY:HA3	5:4E:112:LEU:HB3	1.87	0.55
5:4E:53:LEU:O	5:4E:57:LYS:HG2	2.06	0.55
11:2I:21:ILE:HB	11:2I:84:VAL:HG12	1.89	0.55
13:4I:15:VAL:HG23	13:4I:43:THR:O	2.07	0.55
16:7I:21:VAL:HG23	16:7I:33:ILE:HB	1.88	0.55
27:1H:1543:A:H5'	27:1H:1544:U:OP1	2.07	0.55
35:6I:110:ASP:HB2	35:6I:112:LYS:H	1.71	0.55
46:E8:73:ALA:HB3	46:E8:106:ILE:HD11	1.87	0.55
49:H8:62:PRO:O	49:H8:63:ASP:HB3	2.07	0.55
52:K8:32:LEU:HD12	52:K8:57:ILE:HD12	1.89	0.55
7:62:16:LEU:HD12	9:82:41:VAL:HG12	1.89	0.55
17:8A:40:LYS:HD3	17:8A:42:TYR:CZ	2.41	0.55
60:2L:53:G:H2'	60:2L:54:5MU:H6	1.71	0.55
27:14:34:C:HO2'	27:14:35:G:P	2.29	0.55
27:14:263:C:H2'	27:14:264:C:O4'	2.06	0.55
27:14:1210:A:H5''	27:14:1212:G:H5'	1.87	0.55
27:14:1657:C:H2'	27:14:1658:C:C6	2.41	0.55
27:14:1899:G:N2	27:14:1902:C:H5	2.05	0.55
43:75:18:ASP:OD1	43:75:18:ASP:N	2.40	0.55
46:A5:6:ILE:HG12	46:A5:104:THR:OG1	2.07	0.55
1:13:501:C:OP2	12:3I:121:LYS:NZ	2.33	0.55
2:1E:30:ARG:HD3	2:1E:30:ARG:H	1.71	0.55
3:2E:84:ILE:HD11	3:2E:88:ARG:HH21	1.69	0.55
10:1I:46:ARG:HA	10:1I:64:GLU:HA	1.89	0.55
17:8I:76:LEU:HD21	17:8I:79:SER:HB2	1.89	0.55
27:1H:699:G:O2'	27:1H:700:A:OP1	2.20	0.55
27:1H:2266:G:H1	50:I8:5:LYS:NZ	2.05	0.55
27:1H:2701:U:H1'	27:1H:2735:A:N6	2.22	0.55
39:78:5:ASP:HA	39:78:7:ARG:NH2	2.21	0.55
41:98:42:LYS:HA	41:98:45:ARG:HH11	1.72	0.55
49:H8:54:HIS:HB3	49:H8:101:PRO:HD3	1.89	0.55
50:I8:56:ASP:OD2	50:I8:58:THR:OG1	2.23	0.55
1:1G:737:A:H2'	1:1G:738:C:C6	2.42	0.55
7:62:26:PHE:CD2	7:62:30:ILE:HD11	2.41	0.55
8:72:20:TYR:HA	8:72:65:TYR:CE2	2.41	0.55
13:4A:86:CYS:O	13:4A:89:GLY:N	2.36	0.55
27:14:1058:U:H2'	27:14:1059:G:C8	2.42	0.55
27:14:1993:U:H4'	31:29:128:SER:OG	2.07	0.55
27:14:2732:G:H3'	27:14:2733:A:H5'	1.88	0.55

Continued on next page...

Continued from previous page...

Atom-1	Atom-2	Interatomic distance (Å)	Clash overlap (Å)
30:19:140:THR:HG22	30:19:141:VAL:O	2.07	0.55
43:75:31:SER:HB3	43:75:42:ILE:HD12	1.89	0.55
48:C5:35:TYR:CD2	48:C5:69:ALA:HB3	2.42	0.55
1:13:835:U:H3	1:13:851:G:H1	1.55	0.55
1:13:1157:A:H62	1:13:1178:G:H21	1.54	0.55
27:1H:185:A:H2'	27:1H:188:C:N4	2.22	0.55
27:1H:219:A:H4'	27:1H:220:U:H5'	1.89	0.55
27:1H:1474:A:H4'	27:1H:1475:C:O5'	2.06	0.55
27:1H:1626:U:H2'	27:1H:1627:A:H5'	1.87	0.55
27:1H:2275:U:OP1	27:1H:2400:U:O2'	2.23	0.55
37:58:36:GLY:O	37:58:39:ARG:HG3	2.06	0.55
43:B8:16:ARG:HD3	43:B8:19:LEU:HD11	1.88	0.55
49:H8:12:GLY:N	49:H8:13:GLU:HG2	2.22	0.55
49:H8:76:LEU:H	49:H8:76:LEU:HD22	1.70	0.55
55:N8:41:PRO:HG2	55:N8:44:THR:HG21	1.89	0.55
56:O8:21:TYR:CE1	56:O8:52:VAL:HG11	2.42	0.55
1:1G:433:C:H2'	1:1G:434:U:H6	1.70	0.55
1:1G:617:G:H4'	16:7A:44:THR:HB	1.88	0.55
1:1G:710:G:OP1	6:52:54:LYS:NZ	2.38	0.55
27:14:795:C:H2'	27:14:796:C:C6	2.40	0.55
27:14:1171:G:O2'	27:14:1173:G:O5'	2.25	0.55
27:14:2215:G:O2'	27:14:2216:G:H5'	2.06	0.55
27:14:2215:G:H2'	27:14:2216:G:H8	1.71	0.55
27:14:2734:A:H5'	27:14:2735:G:OP2	2.06	0.55
28:1J:80:U:H2'	28:1J:81:G:H21	1.72	0.55
28:1J:83:G:H5''	53:H5:52:HIS:ND1	2.22	0.55
38:25:43:VAL:HG23	38:25:56:ASP:O	2.07	0.55
39:35:97:PRO:C	39:35:99:LEU:H	2.13	0.55
1:13:939:G:H2'	1:13:940:C:C6	2.41	0.55
1:13:977:A:H2'	1:13:978:A:H5''	1.88	0.55
1:13:1452:C:O2'	1:13:1453:G:OP2	2.21	0.55
22:1K:76:A:H2'	27:1H:2598:U:O4	2.07	0.55
27:1H:240:G:OP1	39:78:60:MET:HE1	2.07	0.55
27:1H:1741:U:O2'	30:11:14:ARG:NH2	2.39	0.55
31:21:2:LYS:HA	31:21:84:PHE:CD1	2.42	0.55
31:21:181:LEU:HD11	43:B8:6:LEU:HD22	1.87	0.55
41:98:38:VAL:HG12	41:98:42:LYS:HE3	1.88	0.55
1:1G:1393:U:H5'	65:1G:1847:HOH:O	2.06	0.55
2:12:187:LEU:HD11	2:12:204:ASN:N	2.21	0.55
3:22:156:ARG:HD2	3:22:193:TYR:CD1	2.41	0.55
14:5A:40:CYS:SG	14:5A:43:CYS:N	2.66	0.55

Continued on next page...

Continued from previous page...

Atom-1	Atom-2	Interatomic distance (Å)	Clash overlap (Å)
27:14:197:A:N6	27:14:2430:A:H2'	2.22	0.55
27:14:1488:G:H5'	27:14:1489:U:OP2	2.07	0.55
27:14:1657:C:OP1	31:29:136:ARG:N	2.38	0.55
27:14:1930:G:H2'	27:14:1968:G:N1	2.22	0.55
27:14:2550:G:H1	27:14:2558:C:H42	1.54	0.55
30:19:68:LYS:HB2	30:19:70:TRP:CH2	2.42	0.55
37:15:62:VAL:HG22	37:15:66:LYS:HG3	1.89	0.55
45:95:69:LYS:HD2	45:95:71:LEU:HG	1.89	0.55
51:F5:41:ARG:HG3	51:F5:43:TYR:CZ	2.42	0.55
1:13:510:A:N7	65:13:1836:HOH:O	2.33	0.55
1:13:520:A:N1	1:13:536:C:H1'	2.22	0.55
22:1K:74:C:C1'	22:1K:75:C:H5'	2.31	0.55
27:1H:470:A:H3'	32:31:45:ARG:NH1	2.22	0.55
27:1H:657:A:OP2	58:Q8:47:LYS:NZ	2.35	0.55
27:1H:896:G:H2'	27:1H:897:A:C8	2.41	0.55
27:1H:1154:G:H2'	27:1H:1155:U:C6	2.41	0.55
27:1H:1768:A:O2'	27:1H:1769:U:H5''	2.06	0.55
27:1H:2138:G:N2	27:1H:2140:A:N7	2.55	0.55
27:1H:2157:A:O2'	27:1H:2182:G:N2	2.39	0.55
27:1H:2893:A:H5'	41:98:96:ARG:HB2	1.89	0.55
31:21:117:MET:HG3	31:21:136:ARG:NH2	2.22	0.55
36:38:23:SER:HB2	36:38:68:LEU:HB2	1.88	0.55
39:78:37:GLY:H	39:78:40:SER:CB	2.20	0.55
48:G8:43:ASN:OD1	48:G8:65:ALA:HB3	2.07	0.55
51:J8:49:VAL:HG11	51:J8:70:VAL:HG11	1.89	0.55
55:N8:20:ARG:HA	55:N8:23:HIS:CE1	2.42	0.55
1:1G:721:G:H4'	1:1G:722:A:O4'	2.07	0.55
1:1G:953:G:H2'	1:1G:954:G:O4'	2.07	0.55
1:1G:1238:A:N7	1:1G:1303:C:H1'	2.21	0.55
3:22:18:TRP:CD1	14:5A:54:PRO:HA	2.41	0.55
8:72:64:LYS:HG2	8:72:79:VAL:HG21	1.87	0.55
9:82:99:LEU:HB3	9:82:101:PHE:CE2	2.42	0.55
59:1L:16:U:O2	59:1L:18:G:H5''	2.07	0.55
25:4L:39:U:H2'	25:4L:40:U:H5	1.71	0.55
27:14:33:U:H4'	27:14:34:C:OP1	2.05	0.55
27:14:142:G:H1'	47:B5:37:THR:HG21	1.89	0.55
27:14:1815:A:OP2	30:19:54:ARG:NH2	2.34	0.55
27:14:2734:A:C8	27:14:2735:G:C8	2.95	0.55
27:14:2839:G:C5'	41:55:46:GLY:HA2	2.36	0.55
28:1J:100:G:H2'	28:1J:101:A:C8	2.41	0.55
35:69:82:ARG:NH1	35:69:96:ASP:OD2	2.40	0.55

Continued on next page...

Continued from previous page...

Atom-1	Atom-2	Interatomic distance (Å)	Clash overlap (Å)
39:35:85:LEU:HB3	39:35:114:ILE:HD11	1.87	0.55
48:C5:5:MET:H	48:C5:5:MET:HE2	1.71	0.55
49:D5:102:LEU:HD13	49:D5:139:VAL:HG21	1.88	0.55
56:K5:40:CYS:SG	56:K5:45:LYS:HE3	2.47	0.55
1:13:636:U:H2'	1:13:637:G:H8	1.72	0.54
1:13:785:G:N2	1:13:798:G:C4	2.74	0.54
16:7I:3:LYS:HD2	16:7I:65:GLN:O	2.08	0.54
27:1H:554:A:H2	27:1H:2066:C:H5'	1.72	0.54
27:1H:611:C:N3	39:78:33:ARG:NH1	2.55	0.54
27:1H:1020:G:O2'	27:1H:1022:G:N7	2.30	0.54
27:1H:2013:C:OP2	65:1H:3693:HOH:O	2.18	0.54
27:1H:2229:G:H4'	27:1H:2230:A:O5'	2.06	0.54
27:1H:2602:A:OP1	65:1H:3638:HOH:O	2.18	0.54
27:1H:2799:C:O2'	31:21:66:HIS:ND1	2.34	0.54
29:71:15:ASP:OD1	29:71:17:ASN:ND2	2.34	0.54
30:11:12:SER:HB2	30:11:208:LYS:HB3	1.89	0.54
35:61:1:MET:C	35:61:20:ASP:HB2	2.32	0.54
37:58:7:LYS:H	37:58:7:LYS:HZ3	1.55	0.54
37:58:18:ALA:HB3	37:58:55:VAL:O	2.07	0.54
43:B8:4:GLY:O	43:B8:7:ILE:HD13	2.06	0.54
1:1G:631:G:H2'	1:1G:632:A:C8	2.42	0.54
1:1G:1073:U:H2'	1:1G:1074:G:H8	1.72	0.54
1:1G:1228:C:H2'	1:1G:1229:A:H8	1.71	0.54
1:1G:1286:A:H5'	21:1B:25:LYS:HD2	1.88	0.54
5:42:8:GLU:OE2	5:42:63:ARG:NH1	2.36	0.54
16:7A:23:ASP:OD1	16:7A:25:ARG:N	2.38	0.54
20:BA:57:ARG:HD3	20:BA:102:GLY:HA2	1.89	0.54
27:14:239:U:H2'	27:14:240:G:O4'	2.07	0.54
27:14:510:C:H5''	65:14:3513:HOH:O	2.07	0.54
27:14:526:A:O2'	27:14:2043:C:O2	2.25	0.54
27:14:1151:G:H5''	44:85:81:HIS:CE1	2.42	0.54
27:14:1257:C:H4'	32:39:83:PHE:CE1	2.41	0.54
42:65:95:HIS:C	42:65:99:LYS:HB2	2.33	0.54
49:D5:93:ASP:HA	49:D5:130:PRO:HD2	1.89	0.54
1:13:953:G:H2'	1:13:954:G:O4'	2.06	0.54
1:13:1118:C:H42	1:13:1155:G:H1	1.54	0.54
1:13:1250:A:H4'	9:8E:68:GLY:N	2.22	0.54
7:6E:111:ARG:HD2	7:6E:123:GLU:HB2	1.88	0.54
27:1H:265:G:H2'	27:1H:266:U:O4'	2.07	0.54
27:1H:719:C:OP1	39:78:42:SER:O	2.25	0.54
27:1H:1019:A:H8	27:1H:1019:A:OP1	1.89	0.54

Continued on next page...

Continued from previous page...

Atom-1	Atom-2	Interatomic distance (Å)	Clash overlap (Å)
31:21:103:ASP:OD2	31:21:202:LYS:HG2	2.08	0.54
32:31:24:LEU:HD23	32:31:115:ALA:HA	1.87	0.54
37:58:15:LEU:HB2	37:58:134:ARG:HB2	1.88	0.54
48:G8:12:THR:O	48:G8:75:ILE:HB	2.07	0.54
50:I8:32:ARG:H	50:I8:35:ASN:ND2	2.03	0.54
51:J8:87:PRO:O	51:J8:91:LYS:N	2.39	0.54
1:1G:216:G:H2'	1:1G:217:C:C6	2.42	0.54
1:1G:1066:C:H2'	1:1G:1067:A:C8	2.42	0.54
6:52:98:LEU:HG	18:9A:30:ASP:HA	1.90	0.54
18:9A:36:ASN:HD22	18:9A:39:VAL:HG21	1.72	0.54
27:14:252:G:OP2	39:35:50:ARG:NH2	2.40	0.54
27:14:483:A:O4'	48:C5:48:ALA:HB1	2.07	0.54
27:14:2037:G:H2'	27:14:2038:G:C8	2.43	0.54
31:29:77:ILE:HG13	31:29:195:LEU:HD22	1.88	0.54
33:49:101:ILE:HD12	33:49:105:LYS:HE2	1.89	0.54
42:65:15:ARG:HH11	42:65:25:ARG:HH21	1.53	0.54
49:D5:15:PRO:HB2	49:D5:19:ARG:NH2	2.22	0.54
50:E5:50:ASN:HA	50:E5:62:LEU:HD12	1.87	0.54
1:13:760:G:O2'	17:8I:98:LEU:HD23	2.07	0.54
10:1I:34:VAL:HG13	10:1I:74:ILE:HG22	1.90	0.54
19:AI:35:SER:OG	19:AI:38:SER:HB3	2.07	0.54
26:5K:22:G:O2'	26:5K:23:A:H8	1.90	0.54
27:1H:2220:U:H1'	27:1H:2221:A:C8	2.43	0.54
33:41:105:LYS:HD3	54:M8:26:SER:HB2	1.88	0.54
42:A8:43:GLU:HG3	50:I8:49:LYS:HE2	1.87	0.54
1:1G:1250:A:OP1	9:82:67:GLY:N	2.34	0.54
1:1G:1257:U:H5'	1:1G:1258:G:C8	2.43	0.54
27:14:776:G:N7	27:14:793:A:O2'	2.40	0.54
27:14:958:U:OP2	40:45:14:ARG:NH1	2.41	0.54
27:14:2020:A:O2'	27:14:2021:C:H5'	2.07	0.54
27:14:2747:G:N2	27:14:2757:A:H62	1.98	0.54
34:59:73:ALA:O	34:59:77:LYS:N	2.38	0.54
50:E5:68:GLU:CD	50:E5:82:ARG:HH21	2.15	0.54
51:F5:53:VAL:HG22	51:F5:74:VAL:HG13	1.89	0.54
1:13:443:C:H2'	1:13:444:C:H6	1.72	0.54
1:13:444:C:O2	1:13:490:G:N2	2.33	0.54
1:13:546:G:P	4:3E:72:GLU:HB3	2.46	0.54
1:13:659:U:H2'	1:13:660:G:C8	2.43	0.54
1:13:765:G:N2	1:13:813:U:OP2	2.39	0.54
1:13:1286:A:C8	1:13:1287:A:H4'	2.42	0.54
7:6E:16:LEU:HD22	9:8E:44:VAL:HG23	1.90	0.54

Continued on next page...

Continued from previous page...

Atom-1	Atom-2	Interatomic distance (Å)	Clash overlap (Å)
16:7I:20:VAL:HG21	16:7I:32:TYR:CD2	2.41	0.54
24:3K:7:A:H2	24:3K:66:U:H3	1.53	0.54
27:1H:550:U:H4'	27:1H:579:U:H4'	1.89	0.54
27:1H:1102:G:O2'	27:1H:1132:A:N1	2.27	0.54
27:1H:1587:G:H2'	27:1H:1588:U:O4'	2.08	0.54
32:31:129:PHE:HA	32:31:142:TRP:NE1	2.23	0.54
37:58:39:ARG:HB2	37:58:41:ASP:OD1	2.08	0.54
46:E8:60:ASN:N	46:E8:60:ASN:OD1	2.37	0.54
1:1G:328:C:H4'	1:1G:329:A:H5'	1.90	0.54
1:1G:664:G:N2	1:1G:741:G:H1	2.04	0.54
1:1G:1200:C:H4'	1:1G:1201:A:C5'	2.37	0.54
9:82:42:ARG:HH11	9:82:71:SER:HB2	1.72	0.54
13:4A:3:ARG:HD2	13:4A:9:ILE:HD11	1.90	0.54
20:BA:33:ILE:HD11	20:BA:63:ILE:N	2.21	0.54
27:14:5:A:H61	27:14:2898:U:H3	1.55	0.54
27:14:1342:A:C2	27:14:1602:U:N3	2.71	0.54
27:14:1824:G:OP1	30:19:52:ARG:NH1	2.41	0.54
27:14:2031:A:O2'	27:14:2454:G:N2	2.40	0.54
27:14:2147:G:H2'	27:14:2148:G:O4'	2.07	0.54
35:69:110:ASP:N	35:69:130:TYR:OH	2.27	0.54
35:69:132:PRO:HD2	35:69:134:PRO:HG2	1.89	0.54
46:A5:106:ILE:O	46:A5:106:ILE:HG13	2.06	0.54
52:G5:14:ARG:C	52:G5:16:LEU:H	2.14	0.54
52:G5:32:LEU:HD23	52:G5:53:LEU:HB3	1.90	0.54
1:13:701:C:H1'	1:13:703:G:C2	2.42	0.54
1:13:765:G:H5''	1:13:766:A:OP1	2.07	0.54
6:5E:17:SER:O	6:5E:21:LEU:HB2	2.08	0.54
21:1F:12:LYS:HG3	21:1F:17:THR:O	2.08	0.54
27:1H:1160:U:H2'	27:1H:1161:G:C8	2.42	0.54
27:1H:2481:G:OP1	40:88:119:ARG:NH2	2.32	0.54
27:1H:2696:C:H4'	31:21:13:ARG:NH2	2.22	0.54
33:41:143:GLU:HG3	54:M8:31:ILE:HD11	1.90	0.54
55:N8:16:ARG:HH11	55:N8:17:ASP:CG	2.16	0.54
1:1G:477:G:H2'	1:1G:478:A:H8	1.71	0.54
1:1G:1518:MA6:H93	1:1G:1519:MA6:H102	1.90	0.54
2:12:44:LEU:O	2:12:47:THR:HB	2.06	0.54
18:9A:41:LYS:HA	18:9A:44:LEU:HD13	1.88	0.54
59:1L:55:U:H2'	59:1L:57:G:OP2	2.07	0.54
27:14:34:C:O2'	27:14:35:G:P	2.65	0.54
27:14:1142(A):A:O2'	27:14:1143:A:H2'	2.08	0.54
27:14:1535:U:H3'	27:14:1536:A:H8	1.72	0.54

Continued on next page...

Continued from previous page...

Atom-1	Atom-2	Interatomic distance (Å)	Clash overlap (Å)
27:14:2094:G:H5'	35:69:25:TYR:CD1	2.43	0.54
27:14:2415:G:O3'	39:35:66:GLY:HA2	2.08	0.54
27:14:2882:A:H5'	41:55:96:ARG:HG3	1.88	0.54
33:49:7:LEU:HA	33:49:10:LYS:HB3	1.89	0.54
39:35:131:SER:HB3	39:35:134:ALA:H	1.73	0.54
56:K5:39:TYR:HD2	56:K5:49:HIS:CD2	2.25	0.54
1:13:129(A):G:C2	1:13:188:U:O2'	2.60	0.54
3:2E:9:GLY:HA2	3:2E:12:LEU:HG	1.88	0.54
8:7E:49:GLU:HG2	8:7E:62:TYR:HE2	1.71	0.54
9:8E:22:GLY:O	9:8E:23:ASN:ND2	2.40	0.54
13:4I:39:ILE:HG12	13:4I:52:GLU:HG2	1.88	0.54
27:1H:605:C:H2'	27:1H:606:G:C8	2.43	0.54
27:1H:795:U:C4	27:1H:2626:U:C4	2.96	0.54
27:1H:1249:G:N1	27:1H:1288:A:OP2	2.37	0.54
27:1H:1374:C:O2'	41:98:105:ARG:NH2	2.41	0.54
27:1H:1472:G:H2'	27:1H:1473:G:O4'	2.08	0.54
27:1H:1714:G:H4'	38:68:6:THR:HG23	1.90	0.54
27:1H:1941:A:O2'	27:1H:1943:OMC:N4	2.41	0.54
27:1H:2029:C:O2'	27:1H:2834:A:O2'	2.21	0.54
27:1H:2826:C:H5'	55:N8:29:THR:HG21	1.90	0.54
1:1G:1156:G:O2'	1:1G:1180:A:N1	2.38	0.54
1:1G:1276:G:N2	1:1G:1282:C:O2	2.40	0.54
3:22:82:GLU:H	3:22:85:ARG:NH1	2.06	0.54
27:14:309:G:H4'	48:C5:18:GLY:HA2	1.89	0.54
27:14:635:C:O2'	27:14:639:U:OP1	2.26	0.54
27:14:2392:A:H2	27:14:2424:C:H42	1.55	0.54
31:29:103:ASP:CG	31:29:201:THR:HA	2.32	0.54
42:65:3:ARG:CZ	42:65:4:LEU:H	2.20	0.54
51:F5:35:THR:O	51:F5:35:THR:OG1	2.25	0.54
1:13:254:G:O3'	17:8I:69:LYS:NZ	2.33	0.54
14:5I:40:CYS:HB2	14:5I:43:CYS:H	1.73	0.54
20:BI:89:ARG:NH2	20:BI:104:LEU:HD13	2.23	0.54
21:1F:5:ASP:O	21:1F:11:GLY:HA3	2.07	0.54
27:1H:334:G:N3	27:1H:354:G:O2'	2.36	0.54
27:1H:587:G:OP2	65:1H:3695:HOH:O	2.19	0.54
27:1H:1719:U:H2'	27:1H:1721:U:OP2	2.07	0.54
27:1H:2087:C:H2'	27:1H:2088:C:C6	2.43	0.54
27:1H:2178:G:H2'	27:1H:2179:G:O4'	2.08	0.54
27:1H:2518:G:O6	27:1H:2589:G:H2'	2.08	0.54
27:1H:2813:A:OP1	27:1H:2905:U:O2'	2.26	0.54
40:88:33:GLY:HA2	40:88:105:GLU:HA	1.88	0.54

Continued on next page...

Continued from previous page...

Atom-1	Atom-2	Interatomic distance (Å)	Clash overlap (Å)
44:C8:91:ASP:O	44:C8:93:LYS:N	2.40	0.54
48:G8:10:GLY:O	48:G8:26:LYS:NZ	2.19	0.54
52:K8:18:PRO:HD3	52:K8:67:LYS:HG2	1.89	0.54
1:1G:587:G:N7	65:1G:1833:HOH:O	2.33	0.54
1:1G:601:C:H2'	1:1G:602:A:H8	1.72	0.54
4:32:13:ARG:HB2	4:32:40:PRO:HD3	1.90	0.54
9:82:75:ASP:HA	9:82:78:LYS:HD2	1.90	0.54
24:3L:58:A:H4'	24:3L:59:U:OP1	2.08	0.54
25:4L:49:U:O2'	25:4L:50:U:H5'	2.08	0.54
27:14:117:G:OP2	27:14:119:A:O2'	2.24	0.54
27:14:1283:G:H22	27:14:1286:A:H5'	1.73	0.54
27:14:1416:G:H1	27:14:1582:C:N4	2.04	0.54
27:14:1728:G:H8	27:14:1732:A:N6	2.05	0.54
27:14:1991:U:C2'	27:14:1992:G:H5''	2.37	0.54
27:14:2197:U:H1'	27:14:2198:A:C8	2.43	0.54
28:1J:58:A:H3'	28:1J:59:A:C8	2.41	0.54
30:19:77:ALA:HA	30:19:97:TYR:HA	1.89	0.54
32:39:63:LYS:HZ1	32:39:67:GLN:HB2	1.71	0.54
39:35:71:VAL:CG1	39:35:72:PRO:HD3	2.35	0.54
45:95:76:LYS:HD2	45:95:80:GLN:O	2.07	0.54
49:D5:59:LEU:C	49:D5:61:LEU:H	2.13	0.54
49:D5:130:PRO:HA	49:D5:133:ILE:HD11	1.89	0.54
5:4E:11:ILE:HG13	5:4E:31:LEU:HB3	1.88	0.54
27:1H:1160:U:H2'	27:1H:1161:G:H8	1.71	0.54
27:1H:1256:A:H5'	27:1H:1256:A:C8	2.39	0.54
27:1H:1651:C:OP2	65:1H:3692:HOH:O	2.18	0.54
27:1H:2160:C:N3	27:1H:2178:G:N2	2.55	0.54
27:1H:2405:A:H2	27:1H:2437:C:N4	2.06	0.54
27:1H:2830:G:H2'	27:1H:2832:A:N7	2.23	0.54
29:71:43:VAL:HA	29:71:214:VAL:HG13	1.88	0.54
30:11:13:ARG:NH2	30:11:16:MET:HE1	2.22	0.54
31:21:195:LEU:HD12	31:21:196:VAL:H	1.71	0.54
34:51:126:PRO:HG2	34:51:130:ARG:HH12	1.73	0.54
44:C8:75:ASN:HB2	44:C8:78:THR:OG1	2.08	0.54
1:1G:413:G:H2'	1:1G:428:G:H22	1.73	0.54
1:1G:706:A:O2'	11:2A:29:ILE:HD11	2.07	0.54
1:1G:1322:C:O2'	1:1G:1323:G:O5'	2.25	0.54
1:1G:1502:A:OP1	65:1G:1818:HOH:O	2.18	0.54
2:12:219:VAL:HG23	2:12:222:ILE:HD12	1.89	0.54
27:14:15:G:H1	27:14:525:U:H3	1.56	0.54
27:14:662:G:OP1	39:35:15:ARG:NE	2.39	0.54

Continued on next page...

Continued from previous page...

Atom-1	Atom-2	Interatomic distance (Å)	Clash overlap (Å)
27:14:2392:A:OP2	58:M5:31:HIS:HD2	1.91	0.54
27:14:2532:G:N2	27:14:2662:A:N1	2.56	0.54
27:14:2542:A:H4'	27:14:2543:G:C8	2.43	0.54
37:15:91:LEU:O	37:15:95:PRO:HB3	2.08	0.54
50:E5:65:GLY:HA3	50:E5:81:VAL:HG13	1.90	0.54
1:13:690:G:H22	11:2I:55:LYS:HZ2	1.54	0.54
1:13:1367:C:OP1	9:8E:114:TYR:HA	2.08	0.54
27:1H:329:G:H2'	27:1H:330:U:C6	2.42	0.54
27:1H:546:G:N7	65:1H:3773:HOH:O	2.33	0.54
27:1H:1250:A:C2	27:1H:1288:A:N1	2.75	0.54
27:1H:1447:G:H2'	27:1H:1448:G:C8	2.42	0.54
40:88:104:PHE:CE2	40:88:125:LEU:HD11	2.39	0.54
1:1G:26:A:O2'	4:32:209:ARG:NH1	2.41	0.54
1:1G:1073:U:H2'	1:1G:1074:G:C8	2.43	0.54
1:1G:1305:G:N2	1:1G:1331:G:H2'	2.23	0.54
1:1G:1498:UR3:O2'	1:1G:1499:A:OP2	2.22	0.54
15:6A:43:LEU:HD11	15:6A:53:HIS:HA	1.89	0.54
20:BA:10:LEU:H	20:BA:10:LEU:HD12	1.72	0.54
20:BA:13:LEU:H	20:BA:13:LEU:HD12	1.71	0.54
24:3L:63:G:H3'	24:3L:64:A:H8	1.73	0.54
27:14:250:G:OP1	39:35:60:MET:HE1	2.08	0.54
27:14:568:U:OP1	65:14:3548:HOH:O	2.18	0.54
27:14:1858:G:C6	27:14:1883:G:C6	2.96	0.54
50:E5:53:MET:HA	50:E5:58:THR:O	2.08	0.54
58:M5:40:GLU:O	58:M5:42:ARG:N	2.40	0.54
1:13:51:A:OP2	1:13:52:G:H8	1.90	0.54
1:13:1326:C:OP1	21:1F:12:LYS:NZ	2.34	0.54
1:13:1399:C:H4'	1:13:1400:5MC:O5'	2.07	0.54
5:4E:96:PRO:HA	5:4E:117:ASP:OD2	2.08	0.54
16:7I:36:ILE:O	16:7I:52:ASP:N	2.40	0.54
27:1H:830:A:C6	30:11:226:MET:HE2	2.42	0.54
27:1H:1038:C:H6	27:1H:1038:C:H5'	1.73	0.54
27:1H:1044:G:OP1	44:C8:93:LYS:HD2	2.08	0.54
27:1H:1321:A:N1	27:1H:1693:G:H5'	2.23	0.54
27:1H:1383:A:H2'	27:1H:1384:G:C8	2.43	0.54
27:1H:2560:U:H2'	27:1H:2561:G:C8	2.43	0.54
30:11:70:TRP:CH2	30:11:150:LYS:HA	2.43	0.54
34:51:91:GLY:HA3	34:51:94:TYR:CD2	2.43	0.54
35:61:79:ILE:HD13	35:61:80:PRO:HD2	1.90	0.54
35:61:97:ILE:HA	35:61:100:ALA:HB3	1.90	0.54
39:78:14:LYS:C	39:78:16:ARG:H	2.15	0.54

Continued on next page...

Continued from previous page...

Atom-1	Atom-2	Interatomic distance (Å)	Clash overlap (Å)
45:D8:52:VAL:HG22	45:D8:55:ALA:HB3	1.90	0.54
56:O8:25:LYS:HE2	56:O8:27:LYS:CD	2.38	0.54
1:1G:130:A:O2'	1:1G:131:C:OP1	2.25	0.54
1:1G:256:U:H3	1:1G:270:A:H61	1.54	0.54
1:1G:530:G:O6	25:4L:51:U:H1'	2.08	0.54
1:1G:1298:C:H41	7:62:114:ARG:HB3	1.73	0.54
27:14:51:G:N3	27:14:119:A:C2	2.76	0.54
27:14:332:A:O2'	27:14:334:C:OP2	2.19	0.54
27:14:1448:G:H2'	27:14:1449:A:C8	2.42	0.54
27:14:1662:C:O2'	27:14:2687:U:OP1	2.23	0.54
31:29:120:TRP:CE3	31:29:155:LYS:HD3	2.42	0.54
42:65:10:ARG:O	42:65:14:VAL:HG12	2.07	0.54
47:B5:26:TYR:HE2	47:B5:83:VAL:HG11	1.72	0.54
1:13:197:A:H4'	1:13:198:G:O5'	2.08	0.53
1:13:947:G:O3'	13:4I:109:THR:OG1	2.26	0.53
1:13:1118:C:P	9:8E:104:ARG:HH11	2.32	0.53
8:7E:121:ASP:OD1	8:7E:122:ARG:N	2.41	0.53
10:1I:49:VAL:HG22	14:5I:41:ARG:HB2	1.90	0.53
13:4I:34:LEU:HD13	13:4I:41:PRO:HA	1.89	0.53
22:1K:43:C:O3'	22:1K:44:G:H4'	2.08	0.53
27:1H:238:G:H5'	27:1H:240:G:N7	2.23	0.53
27:1H:328:U:H2'	27:1H:329:G:H8	1.73	0.53
27:1H:1200:C:H2'	27:1H:1201:G:O4'	2.08	0.53
27:1H:1481:A:H61	27:1H:1606:A:H62	1.53	0.53
27:1H:2320:G:N2	33:41:45:GLU:OE2	2.37	0.53
28:16:15:A:H1'	28:16:109:G:C8	2.43	0.53
32:31:129:PHE:C	32:31:131:GLY:H	2.16	0.53
38:68:71:ARG:NH2	38:68:105:GLU:OE1	2.36	0.53
42:A8:108:GLY:O	42:A8:110:LEU:HD13	2.07	0.53
54:M8:39:CYS:C	54:M8:41:PRO:HD3	2.33	0.53
56:O8:40:CYS:HB2	56:O8:46:HIS:CE1	2.43	0.53
1:1G:15:G:H1'	5:42:19:MET:HE3	1.90	0.53
1:1G:736:C:OP1	18:9A:72:ARG:NH2	2.42	0.53
1:1G:1125:U:OP2	1:1G:1125:U:H4'	2.06	0.53
5:42:67:VAL:HG21	5:42:140:ARG:HA	1.90	0.53
15:6A:69:TYR:CZ	15:6A:73:GLU:HG3	2.43	0.53
21:1B:9:ARG:O	21:1B:13:ILE:HG13	2.07	0.53
59:1L:70:G:C6	59:1L:71:G:H1'	2.43	0.53
27:14:28:A:N6	27:14:512:G:H1'	2.21	0.53
27:14:438:G:H2'	27:14:439:G:C8	2.44	0.53
27:14:1859:A:N6	27:14:1883:G:O2'	2.41	0.53

Continued on next page...

Continued from previous page...

Atom-1	Atom-2	Interatomic distance (Å)	Clash overlap (Å)
28:1J:41:U:C4	33:49:70:VAL:HG23	2.42	0.53
28:1J:78:A:H2'	28:1J:79:C:O4'	2.07	0.53
34:59:150:ALA:HA	34:59:153:LYS:HB3	1.90	0.53
38:25:119:PRO:HB2	43:75:68:TYR:CE2	2.43	0.53
43:75:2:ASN:O	43:75:2:ASN:ND2	2.40	0.53
43:75:57:PHE:O	43:75:58:ASN:ND2	2.40	0.53
1:13:142:G:H2'	1:13:143:A:C8	2.43	0.53
1:13:545:C:O2'	1:13:549:C:OP1	2.18	0.53
1:13:1321:C:H5'	13:4I:87:TYR:CE2	2.43	0.53
2:1E:9:GLU:OE1	2:1E:9:GLU:N	2.42	0.53
3:2E:34:LEU:HD23	3:2E:35:GLU:HG3	1.89	0.53
4:3E:122:ARG:NH1	4:3E:134:ASP:OD2	2.41	0.53
9:8E:26:VAL:HA	9:8E:61:ALA:HB3	1.90	0.53
11:2I:112:THR:O	11:2I:114:VAL:HG12	2.08	0.53
27:1H:237:G:H4'	27:1H:414:G:C5	2.43	0.53
27:1H:626:G:N2	27:1H:703:A:C8	2.71	0.53
27:1H:1234:U:H4'	45:D8:79:VAL:HG22	1.90	0.53
27:1H:1562:C:H2'	27:1H:1563:U:H6	1.73	0.53
56:O8:42:TRP:CD2	56:O8:42:TRP:N	2.76	0.53
1:1G:186:C:H1'	20:BA:81:LYS:NZ	2.24	0.53
13:4A:29:ARG:HD3	13:4A:64:TRP:CE3	2.43	0.53
27:14:1083:U:H2'	27:14:1085:A:OP2	2.09	0.53
27:14:1695:G:H2'	27:14:1696:G:O4'	2.08	0.53
27:14:2319:G:N7	42:65:3:ARG:HG2	2.23	0.53
27:14:2432:A:H2'	27:14:2433:A:C8	2.43	0.53
27:14:2468:G:H5'	40:45:120:ILE:HD11	1.89	0.53
27:14:2795:G:H1'	27:14:2802:G:H22	1.72	0.53
37:15:128:HIS:CD2	37:15:130:HIS:HA	2.43	0.53
39:35:106:LEU:O	39:35:108:LYS:N	2.40	0.53
48:C5:79:CYS:SG	48:C5:102:CYS:HB2	2.49	0.53
1:13:652:U:HO2'	1:13:653:A:P	2.31	0.53
1:13:793:U:H5'	1:13:794:A:H5''	1.89	0.53
9:8E:48:GLU:N	9:8E:49:PRO:HD2	2.24	0.53
20:BI:63:ILE:HG22	20:BI:77:ALA:HB1	1.89	0.53
20:BI:97:ALA:O	20:BI:99:LEU:N	2.41	0.53
24:3K:2:C:H2'	24:3K:3:C:H6	1.73	0.53
27:1H:746:C:O2'	27:1H:782:A:N6	2.41	0.53
27:1H:1223:A:H5'	27:1H:1224:C:C6	2.42	0.53
27:1H:2126:C:O2	27:1H:2210:G:N2	2.41	0.53
27:1H:2266:G:H1	50:I8:5:LYS:HZ1	1.56	0.53
27:1H:2531:A:H5'	27:1H:2531:A:C8	2.43	0.53

Continued on next page...

Continued from previous page...

Atom-1	Atom-2	Interatomic distance (Å)	Clash overlap (Å)
27:1H:2761:G:O6	27:1H:2769:C:H5''	2.08	0.53
33:41:33:ARG:O	33:41:162:THR:HG23	2.08	0.53
49:H8:152:ALA:HB3	49:H8:167:PRO:HA	1.90	0.53
50:I8:68:GLU:OE1	50:I8:82:ARG:HB2	2.07	0.53
1:1G:823:G:N2	8:72:1:MET:HE1	2.23	0.53
1:1G:843:U:H3'	1:1G:848:C:O4'	2.08	0.53
1:1G:1306:A:H1'	1:1G:1332:A:C2	2.44	0.53
6:52:97:PHE:O	18:9A:31:LEU:HD23	2.08	0.53
9:82:17:VAL:HG22	9:82:63:ILE:HG23	1.89	0.53
20:BA:33:ILE:HG12	20:BA:62:LEU:HB3	1.90	0.53
27:14:38:A:H2'	27:14:39:C:H6	1.74	0.53
27:14:1624:G:O6	65:14:3549:HOH:O	2.18	0.53
29:79:19:ILE:HA	29:79:223:ARG:HG2	1.89	0.53
32:39:11:VAL:HG22	32:39:125:LEU:HB2	1.91	0.53
38:25:71:ARG:HD3	38:25:105:GLU:OE2	2.08	0.53
43:75:39:ARG:HG2	43:75:40:THR:H	1.73	0.53
47:B5:36:LYS:HG2	47:B5:54:VAL:HB	1.90	0.53
1:13:859:A:H2'	1:13:860:A:O4'	2.09	0.53
1:13:1122:U:O4	1:13:1123:A:N6	2.41	0.53
1:13:1280:A:C8	10:1I:41:PRO:HD3	2.43	0.53
1:13:1453:G:OP2	1:13:1453:G:H4'	2.08	0.53
5:4E:77:PRO:HB3	5:4E:144:THR:HG22	1.88	0.53
8:7E:121:ASP:HB2	8:7E:125:ARG:NH2	2.23	0.53
18:9I:32:ARG:HA	18:9I:69:THR:HG21	1.90	0.53
27:1H:495:G:H4'	32:31:62:ARG:HH12	1.73	0.53
27:1H:629:C:H1'	27:1H:705:U:O2'	2.08	0.53
27:1H:853:G:H4'	27:1H:854:C:OP2	2.08	0.53
27:1H:1432:G:H4'	27:1H:1433:C:OP1	2.08	0.53
27:1H:1551:C:H5'	27:1H:1552:C:OP2	2.08	0.53
27:1H:2045:U:O2'	27:1H:2630:C:H5'	2.09	0.53
27:1H:2565:OMU:H2'	27:1H:2567:U:OP2	2.08	0.53
28:16:103:U:O2'	49:H8:72:ARG:HG2	2.08	0.53
31:21:29:GLY:H	31:21:180:ASN:HB3	1.74	0.53
35:61:7:GLU:HA	35:61:15:VAL:HG12	1.91	0.53
38:68:79:PHE:HE2	38:68:101:PRO:HB2	1.73	0.53
43:B8:91:ARG:O	43:B8:116:ALA:HA	2.08	0.53
47:F8:44:GLU:HB3	47:F8:51:VAL:HG23	1.88	0.53
54:M8:61:ARG:NH2	54:M8:64:GLY:HA3	2.20	0.53
1:1G:22:G:H5''	1:1G:561:U:C2	2.44	0.53
1:1G:137:C:H42	1:1G:226:G:H1	1.55	0.53
1:1G:157:G:H2'	1:1G:158:G:H8	1.72	0.53

Continued on next page...

Continued from previous page...

Atom-1	Atom-2	Interatomic distance (Å)	Clash overlap (Å)
1:1G:417:C:O2'	1:1G:418:C:H5'	2.08	0.53
1:1G:1053:G:O2'	1:1G:1199:U:H5	1.91	0.53
1:1G:1129:C:O2	1:1G:1130:A:N6	2.42	0.53
7:62:27:ILE:HD13	7:62:40:ALA:HA	1.90	0.53
9:82:10:ARG:HD2	9:82:105:ASP:HB3	1.90	0.53
18:9A:70:ILE:O	18:9A:74:ARG:HG3	2.07	0.53
27:14:184:C:H2'	27:14:185:U:C6	2.43	0.53
27:14:620:G:N3	27:14:620:G:H5'	2.23	0.53
27:14:2056:G:O2'	55:J5:8:LYS:HD2	2.08	0.53
28:1J:4:C:H42	28:1J:116:G:H1	1.54	0.53
34:59:6:ARG:O	34:59:8:PRO:HD3	2.09	0.53
40:45:2:LEU:O	40:45:70:PRO:HG2	2.09	0.53
47:B5:9:LEU:HA	52:G5:36:ARG:NH2	2.24	0.53
50:E5:36:ILE:HG13	50:E5:58:THR:HG23	1.89	0.53
58:M5:44:LYS:C	58:M5:46:ARG:H	2.14	0.53
3:2E:11:ARG:HH21	3:2E:180:ALA:HB3	1.73	0.53
14:5I:15:LYS:HD2	14:5I:16:PHE:CE2	2.43	0.53
22:1K:51:U:H3	22:1K:63:G:H1	1.56	0.53
29:71:212:VAL:HG21	29:71:226:PRO:HB3	1.91	0.53
30:11:263:ARG:HH11	30:11:263:ARG:HB2	1.74	0.53
31:21:36:ARG:NH1	31:21:85:ASN:OD1	2.42	0.53
37:58:14:VAL:HG12	37:58:135:PRO:O	2.08	0.53
40:88:24[B]:GLY:C	40:88:26:TYR:H	2.15	0.53
53:L8:7:LYS:HG3	53:L8:34:GLU:HG3	1.89	0.53
56:O8:23:THR:OG1	56:O8:24:GLU:N	2.42	0.53
1:1G:392:G:H2'	1:1G:393:A:C8	2.43	0.53
1:1G:413:G:C2'	1:1G:428:G:H22	2.21	0.53
1:1G:1119:C:OP2	9:82:9:ARG:NH2	2.40	0.53
1:1G:1179:A:OP2	9:82:93:ARG:NH1	2.41	0.53
2:12:194:PRO:O	2:12:197:VAL:N	2.41	0.53
11:2A:59:TYR:O	11:2A:62:GLN:HB3	2.08	0.53
27:14:297:C:OP1	48:C5:87:LYS:HD2	2.09	0.53
27:14:1210:A:C5'	27:14:1212:G:H5'	2.39	0.53
27:14:2422:A:H4'	27:14:2423:U:OP1	2.09	0.53
41:55:41:ALA:O	41:55:44:LEU:N	2.41	0.53
43:75:42:ILE:HG21	43:75:84:GLN:OE1	2.08	0.53
45:95:38:LEU:HD12	45:95:56:SER:N	2.24	0.53
45:95:50:PRO:HB2	45:95:51:VAL:HG22	1.91	0.53
49:D5:5:LEU:HB3	49:D5:59:LEU:HD23	1.90	0.53
1:13:533:A:O2'	1:13:535:A:OP2	2.27	0.53
16:7I:23:ASP:O	16:7I:26:ARG:HB2	2.08	0.53

Continued on next page...

Continued from previous page...

Atom-1	Atom-2	Interatomic distance (Å)	Clash overlap (Å)
27:1H:17:G:H2'	27:1H:18:C:H6	1.74	0.53
27:1H:2039:U:H1'	55:N8:6:VAL:HG13	1.91	0.53
27:1H:2549:G:C6	27:1H:2550:U:C4	2.97	0.53
30:11:182:LEU:H	30:11:272:ALA:CB	2.17	0.53
35:61:23:PRO:HB2	35:61:27:ARG:NH1	2.24	0.53
37:58:75:TYR:HA	37:58:81:GLY:O	2.09	0.53
46:E8:19:LEU:HB3	55:N8:25:LEU:HD12	1.91	0.53
49:H8:109:ALA:N	49:H8:142:SER:O	2.41	0.53
8:72:25:ASP:OD1	8:72:25:ASP:N	2.41	0.53
16:7A:48:TRP:CZ3	16:7A:49:LEU:HB2	2.44	0.53
27:14:459:U:H2'	27:14:460:A:H8	1.73	0.53
27:14:463:G:N2	27:14:466:A:OP2	2.39	0.53
27:14:1024:G:C6	27:14:1025:G:C6	2.97	0.53
27:14:2485:G:H5''	40:45:46:GLN:HE21	1.73	0.53
34:59:82:GLY:O	34:59:134:SER:HB2	2.08	0.53
34:59:138:LYS:HA	34:59:141:VAL:HG12	1.91	0.53
37:15:15:LEU:HG	37:15:134:ARG:CZ	2.39	0.53
49:D5:103:ARG:N	49:D5:137:ILE:O	2.42	0.53
1:13:80:G:O6	1:13:81:G:N2	2.42	0.53
1:13:375:U:OP1	16:7I:69:THR:HG21	2.09	0.53
20:BI:26:ASN:HB3	20:BI:71:THR:OG1	2.08	0.53
27:1H:348:G:O6	27:1H:358:G:C5	2.62	0.53
27:1H:400:G:HO2'	27:1H:428:G:H1	1.46	0.53
27:1H:605:C:H2'	27:1H:606:G:H8	1.73	0.53
27:1H:1082:U:H2'	27:1H:1083:G:C8	2.43	0.53
27:1H:1448:G:H2'	27:1H:1449:C:O4'	2.08	0.53
27:1H:1743:G:H1'	30:11:8:PRO:O	2.07	0.53
27:1H:2082:A:OP2	65:1H:3691:HOH:O	2.18	0.53
27:1H:2787:C:OP1	31:21:166:THR:OG1	2.26	0.53
31:21:51:PHE:O	31:21:75:VAL:HB	2.09	0.53
35:61:130:TYR:C	35:61:131:LYS:HD2	2.34	0.53
36:38:44:LEU:HD23	36:38:45:LYS:HE2	1.91	0.53
36:38:63:LEU:HB2	36:38:65:GLU:HG3	1.91	0.53
1:1G:1455:G:H5''	20:BA:31:SER:HB2	1.91	0.53
3:22:6:HIS:HB3	14:5A:49:HIS:HB3	1.90	0.53
12:3A:87:VAL:C	12:3A:89:0TD:H1	2.15	0.53
19:AA:40:ILE:CG2	19:AA:41:VAL:HG23	2.38	0.53
59:1L:72:C:H2'	59:1L:73:A:N3	2.24	0.53
27:14:279:C:H42	27:14:361:G:H1	1.57	0.53
27:14:450:G:N7	65:14:3521:HOH:O	2.34	0.53
27:14:946:G:H2'	27:14:947:G:H8	1.73	0.53

Continued on next page...

Continued from previous page...

Atom-1	Atom-2	Interatomic distance (Å)	Clash overlap (Å)
27:14:1429:G:H2'	27:14:1430:C:C6	2.44	0.53
27:14:1535:U:H3'	27:14:1536:A:C8	2.43	0.53
27:14:1942:5MC:OP2	27:14:1943:U:O2'	2.15	0.53
27:14:2680:C:H1'	31:29:187:ALA:HB1	1.91	0.53
32:39:22:ALA:HB1	32:39:24:LEU:HD13	1.90	0.53
32:39:41:LEU:O	32:39:44:ARG:HG2	2.09	0.53
43:75:16:ARG:HD3	43:75:79:HIS:HA	1.90	0.53
45:95:7:THR:OG1	45:95:8:GLY:N	2.41	0.53
45:95:35:LEU:C	45:95:37:VAL:HG13	2.34	0.53
1:13:328:C:H4'	1:13:329:A:C5'	2.39	0.53
1:13:438:G:H4'	4:3E:123:HIS:CE1	2.44	0.53
1:13:1327:C:H2'	1:13:1328:C:C6	2.43	0.53
15:6I:4:THR:HG23	15:6I:7:GLU:OE2	2.09	0.53
24:3K:3:C:H42	24:3K:70:G:H1	1.57	0.53
24:3K:18:G:H2'	24:3K:57:G:H22	1.74	0.53
27:1H:631:U:OP1	32:31:102:PRO:HA	2.08	0.53
27:1H:1318:G:O2'	27:1H:1665:A:OP1	2.22	0.53
27:1H:2228:G:H5'	27:1H:2229:G:C5	2.44	0.53
27:1H:2679:C:H42	34:51:109:PHE:HA	1.74	0.53
27:1H:2847:U:H2'	27:1H:2848:G:C8	2.44	0.53
27:1H:2848:G:H2'	27:1H:2849:G:H8	1.74	0.53
28:16:80:U:O2'	28:16:81:G:H5'	2.09	0.53
30:11:71:ASP:CG	30:11:103:ARG:HH22	2.17	0.53
41:98:8:ARG:HG2	41:98:43:GLU:CD	2.34	0.53
53:L8:19:GLN:OE1	53:L8:52:HIS:NE2	2.39	0.53
56:O8:27:LYS:H	56:O8:27:LYS:CE	2.20	0.53
1:1G:977:A:H2'	1:1G:978:A:H5'	1.91	0.53
1:1G:991:U:O2	1:1G:993:G:H8	1.91	0.53
1:1G:1313:U:P	19:AA:6:LYS:HB3	2.49	0.53
1:1G:1347:G:H3'	9:82:108:VAL:O	2.09	0.53
3:22:36:ASP:HA	3:22:39:ILE:HD12	1.90	0.53
4:32:3:ARG:NH2	4:32:5:ILE:HG13	2.23	0.53
20:BA:43:LEU:HD22	20:BA:48:LYS:HD2	1.90	0.53
25:4L:53:U:O2'	25:4L:54:U:H5''	2.09	0.53
27:14:1678:G:N2	27:14:1989:G:H22	2.07	0.53
27:14:2061:G:H5''	27:14:2503:2MA:C2	2.39	0.53
27:14:2714:G:H8	27:14:2714:G:OP1	1.92	0.53
27:14:2735:G:H22	27:14:2770:G:H1'	1.74	0.53
31:29:68:ALA:O	31:29:71:GLY:N	2.41	0.53
32:39:129:PHE:O	32:39:131:GLY:N	2.41	0.53
42:65:71:ARG:NH2	42:65:106:ARG:HH22	2.04	0.53

Continued on next page...

Continued from previous page...

Atom-1	Atom-2	Interatomic distance (Å)	Clash overlap (Å)
44:85:27:LEU:HA	44:85:30:LYS:HB2	1.91	0.53
1:13:323:U:H5'	20:BI:23:ARG:HB2	1.91	0.53
1:13:1537:U:O2	25:4K:36:G:N1	2.41	0.53
3:2E:84:ILE:O	3:2E:88:ARG:HG3	2.09	0.53
7:6E:115:ARG:O	7:6E:118:VAL:HG13	2.08	0.53
8:7E:112:LEU:HA	8:7E:134:ILE:HG12	1.91	0.53
27:1H:355:A:H2	27:1H:1256:A:O2'	1.92	0.53
27:1H:992:G:OP2	65:1H:3697:HOH:O	2.19	0.53
27:1H:2428:G:O3'	39:78:66:GLY:HA2	2.09	0.53
27:1H:2701:U:C5	27:1H:2734:U:OP2	2.62	0.53
32:31:34:TRP:CH2	39:78:8:PRO:HB3	2.44	0.53
38:68:12:ASP:OD1	38:68:14:THR:OG1	2.22	0.53
44:C8:95:LEU:O	44:C8:98:LEU:HD22	2.09	0.53
58:Q8:39:LYS:O	58:Q8:43:GLN:HB2	2.09	0.53
1:1G:192:U:H2'	1:1G:193:C:C6	2.44	0.53
1:1G:1350:A:OP2	9:82:118:LYS:HE3	2.09	0.53
1:1G:1519:MA6:H92	1:1G:1520:G:O2'	2.09	0.53
10:1A:22:LYS:O	10:1A:26:ALA:N	2.42	0.53
19:AA:63:THR:OG1	19:AA:64:GLU:N	2.39	0.53
27:14:262:A:H2'	27:14:263:C:O4'	2.08	0.53
27:14:1129:A:O2'	27:14:2515:C:O2	2.22	0.53
27:14:2162:G:H2'	27:14:2163:C:H6	1.74	0.53
27:14:2528:U:H4'	27:14:2529:G:N2	2.24	0.53
27:14:2735:G:H2'	27:14:2736:G:C8	2.44	0.53
27:14:2776:A:H4'	27:14:2777:G:O5'	2.09	0.53
28:1J:8:U:OP1	42:65:11:LYS:NZ	2.29	0.53
28:1J:13:A:N1	28:1J:69:G:O2'	2.33	0.53
31:29:101:ARG:CZ	31:29:171:GLU:HB2	2.38	0.53
32:39:129:PHE:O	32:39:142:TRP:CD1	2.62	0.53
34:59:6:ARG:C	34:59:8:PRO:HD3	2.34	0.53
38:25:7:TYR:CE1	38:25:20:MET:HE3	2.43	0.53
45:95:10:LYS:HZ2	45:95:23:GLU:HB2	1.73	0.53
1:13:137:C:H1'	16:7I:63:GLY:HA2	1.91	0.53
1:13:376:G:H5''	16:7I:5:ARG:HB2	1.89	0.53
1:13:971:G:N1	1:13:1363:A:OP2	2.35	0.53
1:13:1018:C:O5'	1:13:1018:C:H6	1.92	0.53
13:4I:81:LEU:O	13:4I:84:ILE:HG22	2.09	0.53
23:2K:1:G:N3	23:2K:2:C:C5	2.77	0.53
27:1H:614:A:OP1	32:31:95:ARG:NH1	2.42	0.53
27:1H:1745:G:OP2	27:1H:1746:A:O2'	2.23	0.53
27:1H:1828:U:H2'	27:1H:1829:C:C6	2.44	0.53

Continued on next page...

Continued from previous page...

Atom-1	Atom-2	Interatomic distance (Å)	Clash overlap (Å)
34:51:7:LEU:HB3	34:51:69:ARG:HE	1.74	0.53
1:1G:438:G:H4'	4:32:123:HIS:ND1	2.23	0.53
1:1G:513:C:N4	1:1G:538:G:H1	2.07	0.53
1:1G:807:A:H2'	1:1G:808:C:C6	2.44	0.53
1:1G:830:G:H2'	1:1G:831:U:O4'	2.08	0.53
1:1G:859:A:H2'	1:1G:860:A:O4'	2.09	0.53
8:72:91:ARG:NH1	17:8A:33:GLY:HA3	2.23	0.53
17:8A:13:ASP:N	17:8A:14:LYS:HE3	2.21	0.53
24:3L:30:G:H2'	24:3L:31:A:H8	1.74	0.53
27:14:262:A:HO2'	27:14:430:G:HO2'	1.51	0.53
27:14:415:A:H2'	27:14:416:C:C6	2.44	0.53
27:14:492:A:H2'	27:14:493:G:O4'	2.08	0.53
27:14:996:A:H4'	44:85:92:ARG:HG3	1.90	0.53
27:14:1657:C:H2'	27:14:1658:C:H6	1.73	0.53
27:14:1753:G:N1	27:14:1756:G:C2	2.77	0.53
27:14:2623:G:H4'	27:14:2825:C:O2	2.09	0.53
27:14:2808:U:H2'	27:14:2809:A:H8	1.74	0.53
27:14:2873:A:H8	41:55:6:SER:H	1.56	0.53
31:29:9:VAL:HG13	31:29:25:VAL:O	2.09	0.53
31:29:119:ARG:HG2	31:29:160:TYR:HB2	1.90	0.53
32:39:153:SER:OG	32:39:190:GLU:HG3	2.09	0.53
35:69:85:GLU:HG3	35:69:86:THR:N	2.24	0.53
49:D5:9:TYR:HE2	49:D5:63:ASP:HB3	1.72	0.53
53:H5:39:ASP:CG	53:H5:44:ARG:HE	2.17	0.53
1:13:443:C:H2'	1:13:444:C:C6	2.44	0.52
39:78:26:GLY:HA3	65:78:303:HOH:O	2.09	0.52
40:88:24[B]:GLY:O	40:88:26:TYR:N	2.41	0.52
40:88:79:LEU:HD23	40:88:80:GLU:H	1.73	0.52
49:H8:119:GLU:OE1	49:H8:122:ARG:NH1	2.41	0.52
50:I8:68:GLU:HG2	50:I8:80:HIS:HB2	1.90	0.52
1:1G:181:G:O2'	1:1G:183:G:O6	2.27	0.52
1:1G:901:A:C5	1:1G:902:G:H1'	2.44	0.52
1:1G:1326:C:O2'	1:1G:1327:C:H5'	2.08	0.52
10:1A:46:ARG:HG2	10:1A:64:GLU:HB3	1.90	0.52
10:1A:84:GLN:O	10:1A:88:LEU:HB2	2.09	0.52
24:3L:52:G:N2	24:3L:62:C:O2	2.41	0.52
27:14:654(C):G:H1	27:14:654(R):C:N4	2.06	0.52
27:14:1423:G:H2'	27:14:1424:G:H8	1.73	0.52
27:14:1515:C:H2'	27:14:1516:U:H6	1.74	0.52
27:14:1568:G:P	30:19:63:ARG:HH12	2.31	0.52
27:14:1637:A:OP2	65:14:3545:HOH:O	2.18	0.52

Continued on next page...

Continued from previous page...

Atom-1	Atom-2	Interatomic distance (Å)	Clash overlap (Å)
27:14:2427:C:H5''	27:14:2428:G:OP1	2.09	0.52
33:49:60:LEU:O	33:49:63:ILE:N	2.42	0.52
47:B5:67:GLY:C	47:B5:69:TYR:H	2.16	0.52
54:I5:57:GLU:HG3	54:I5:60:GLN:OE1	2.09	0.52
56:K5:10:LEU:HD11	56:K5:25:LYS:HB2	1.91	0.52
1:13:530:G:O2'	1:13:531:U:OP1	2.25	0.52
1:13:639:G:H2'	1:13:640:A:H8	1.73	0.52
1:13:789:U:H1'	1:13:792:A:H2	1.74	0.52
1:13:821:G:H4'	65:13:1975:HOH:O	2.09	0.52
1:13:1396:A:H4'	1:13:1397:C:H5''	1.91	0.52
3:2E:78:GLY:HA3	3:2E:79:ARG:HH11	1.73	0.52
12:3I:88:LYS:HG3	12:3I:89:0TD:H8	1.91	0.52
24:3K:3:C:H3'	24:3K:4:C:C6	2.45	0.52
27:1H:395:C:C6	27:1H:395:C:H5''	2.44	0.52
27:1H:1173:A:H4'	27:1H:1174:A:H5''	1.91	0.52
27:1H:1908:A:H5'	27:1H:1909:C:OP2	2.08	0.52
33:41:37:VAL:HG22	33:41:159:VAL:HG12	1.90	0.52
34:51:18:GLU:HB2	34:51:25:LYS:HB2	1.91	0.52
37:58:7:LYS:HB3	37:58:7:LYS:HZ2	1.75	0.52
43:B8:105:LEU:C	43:B8:107:ASP:H	2.16	0.52
52:K8:1:MET:HE3	52:K8:6:VAL:HA	1.90	0.52
52:K8:2:LYS:HB2	52:K8:5:GLU:HG3	1.90	0.52
1:1G:132:C:H5'	1:1G:262:A:O2'	2.09	0.52
1:1G:1141:C:H2'	1:1G:1142:G:H8	1.74	0.52
2:12:56:ARG:NH1	2:12:56:ARG:HB3	2.24	0.52
12:3A:34:CYS:HA	12:3A:55:VAL:HG12	1.91	0.52
12:3A:80:VAL:HG21	12:3A:97:ILE:HD13	1.91	0.52
27:14:7:G:H22	27:14:2896:C:H42	1.57	0.52
27:14:602:G:O2'	27:14:604:G:O2'	2.07	0.52
27:14:1100:C:H2'	27:14:1101:U:H6	1.75	0.52
27:14:1625:C:H2'	27:14:1626:G:O4'	2.09	0.52
27:14:2398:U:H2'	27:14:2399:G:H8	1.73	0.52
38:25:98:VAL:HG11	38:25:117:LEU:HB3	1.91	0.52
56:K5:39:TYR:HD2	56:K5:49:HIS:HD2	1.56	0.52
1:13:89:U:O2'	1:13:90:C:O5'	2.25	0.52
1:13:432:A:H2'	1:13:433:C:O4'	2.09	0.52
3:2E:8:ILE:HG23	3:2E:16:ARG:HG2	1.90	0.52
7:6E:24:THR:HA	7:6E:27:ILE:HD12	1.90	0.52
13:4I:99:ARG:HB3	19:AI:3:ARG:HH12	1.74	0.52
18:9I:50:ILE:HD11	18:9I:74:ARG:NH1	2.25	0.52
18:9I:74:ARG:HB3	18:9I:81:PHE:CZ	2.45	0.52

Continued on next page...

Continued from previous page...

Atom-1	Atom-2	Interatomic distance (Å)	Clash overlap (Å)
23:2K:74:C:N4	50:I8:5:LYS:HD2	2.24	0.52
24:3K:23:A:H2'	24:3K:24:G:H8	1.74	0.52
27:1H:18:C:H4'	44:C8:23:GLY:O	2.08	0.52
27:1H:327:C:H2'	27:1H:328:U:C6	2.45	0.52
27:1H:554:A:H2	27:1H:2065:A:H2'	1.72	0.52
27:1H:808:G:H2'	27:1H:809:A:O4'	2.09	0.52
27:1H:2380:G:H2'	27:1H:2381:C:H6	1.73	0.52
27:1H:2475:U:H1'	27:1H:2504:U:O4	2.10	0.52
27:1H:2831:A:P	41:98:2:ARG:HH12	2.29	0.52
27:1H:2841:G:H5''	27:1H:2841:G:H8	1.74	0.52
29:71:62:VAL:HG12	29:71:163:PHE:CE1	2.44	0.52
37:58:46:VAL:HG13	37:58:48:MET:HG3	1.91	0.52
44:C8:33:ARG:O	44:C8:37:GLU:HG3	2.10	0.52
55:N8:16:ARG:HG3	55:N8:17:ASP:N	2.24	0.52
1:1G:1145:C:H4'	1:1G:1146:A:H5'	1.90	0.52
1:1G:1206:G:O2'	3:22:193:TYR:HA	2.10	0.52
3:22:33:LEU:HD12	3:22:36:ASP:HB3	1.91	0.52
4:32:162:LEU:HD13	4:32:181:MET:HE2	1.91	0.52
27:14:277:C:H2'	27:14:277:C:OP2	2.10	0.52
27:14:861:A:N3	28:1J:79:C:O2'	2.42	0.52
27:14:1259:G:H2'	27:14:1260:G:C8	2.44	0.52
27:14:1297:C:H2'	27:14:1298:C:H6	1.74	0.52
27:14:1313:U:H4'	27:14:1332:G:H4'	1.92	0.52
27:14:1562:A:H2'	27:14:1563:G:O4'	2.09	0.52
27:14:2505:G:H2'	27:14:2576:G:O6	2.09	0.52
29:79:58:VAL:N	29:79:165:ASN:OD1	2.35	0.52
1:13:47:C:C6	1:13:365:U:H2'	2.45	0.52
1:13:1034:G:H8	1:13:1034:G:O5'	1.93	0.52
1:13:1202:G:C2	14:5I:42:ILE:HG21	2.44	0.52
1:13:1302:U:OP1	13:4I:21:TYR:OH	2.27	0.52
15:6I:56:LEU:HA	15:6I:59:MET:HE3	1.92	0.52
27:1H:304:C:N4	27:1H:386:G:H1	2.08	0.52
27:1H:486:U:H2'	27:1H:487:A:H8	1.75	0.52
27:1H:1826:U:H1'	27:1H:1923:A:N3	2.25	0.52
27:1H:2105:A:H2'	27:1H:2106:G:O4'	2.09	0.52
27:1H:2341:A:H2'	27:1H:2342:G:O4'	2.09	0.52
35:61:40:THR:HG22	35:61:41:GLU:CD	2.34	0.52
37:58:1:MET:HE1	44:C8:95:LEU:HD23	1.91	0.52
39:78:119:GLU:OE1	39:78:119:GLU:HA	2.08	0.52
44:C8:90:VAL:C	44:C8:92:ARG:H	2.17	0.52
49:H8:82:ARG:HB2	49:H8:82:ARG:NH1	2.22	0.52

Continued on next page...

Continued from previous page...

Atom-1	Atom-2	Interatomic distance (Å)	Clash overlap (Å)
1:1G:130:A:HO2'	1:1G:131:C:P	2.32	0.52
1:1G:1262:C:H42	1:1G:1273:G:H1	1.57	0.52
1:1G:1367:C:H4'	10:1A:48:THR:HG21	1.91	0.52
1:1G:1538:C:N3	25:4L:34:G:N2	2.58	0.52
4:32:191:ARG:HA	4:32:194:LEU:HD23	1.90	0.52
10:1A:92:THR:OG1	10:1A:93:GLY:N	2.43	0.52
13:4A:3:ARG:HA	13:4A:9:ILE:HG12	1.92	0.52
13:4A:32:GLU:OE2	13:4A:59:TYR:OH	2.26	0.52
60:2L:40:C:H2'	60:2L:41:C:H6	1.75	0.52
27:14:588:U:H2'	27:14:589:C:C6	2.45	0.52
27:14:1285:G:N2	27:14:1329:U:OP1	2.25	0.52
27:14:1857:G:O2'	27:14:1885:A:N6	2.41	0.52
27:14:2134:A:N6	27:14:2157:G:O4'	2.42	0.52
42:65:26:LEU:O	42:65:26:LEU:HD23	2.09	0.52
44:85:25:TRP:CD1	44:85:25:TRP:C	2.87	0.52
1:13:865:A:H2	1:13:918:A:H4'	1.75	0.52
1:13:911:U:H2'	1:13:912:C:C6	2.43	0.52
1:13:1211:U:H5''	1:13:1212:U:OP1	2.09	0.52
1:13:1225:A:H2'	1:13:1225:A:N3	2.25	0.52
3:2E:6:HIS:HB2	14:5I:49:HIS:ND1	2.25	0.52
7:6E:109:ASN:OD1	7:6E:119:ARG:NH2	2.40	0.52
9:8E:26:VAL:HB	9:8E:33:PHE:HB2	1.91	0.52
9:8E:28:VAL:HA	9:8E:63:ILE:HG22	1.90	0.52
15:6I:39:LEU:HD22	15:6I:43:LEU:HG	1.92	0.52
24:3K:56:C:H42	27:1H:2135:G:N2	2.07	0.52
27:1H:172:A:H2'	27:1H:173:C:O4'	2.10	0.52
27:1H:590:U:H2'	27:1H:591:A:O4'	2.10	0.52
27:1H:1095:A:P	27:1H:1157:G:H22	2.33	0.52
27:1H:2311:A:N6	27:1H:2331:G:H8	2.01	0.52
27:1H:2415:C:O5'	27:1H:2415:C:H6	1.92	0.52
39:78:82:GLY:HA2	39:78:113:LYS:O	2.09	0.52
41:98:75:LEU:HA	41:98:78:LYS:HB3	1.92	0.52
44:C8:92:ARG:HB3	45:D8:11:GLN:OE1	2.09	0.52
44:C8:105:VAL:HG22	45:D8:44:LYS:HB3	1.91	0.52
50:I8:30:VAL:HG23	50:I8:66:VAL:HG12	1.92	0.52
55:N8:40:LYS:HD2	55:N8:41:PRO:O	2.09	0.52
1:1G:148:G:H2'	1:1G:149:A:C8	2.44	0.52
1:1G:539:A:OP2	12:3A:112:LYS:NZ	2.31	0.52
1:1G:1148:U:H2'	1:1G:1149:C:O4'	2.09	0.52
1:1G:1262:C:H2'	1:1G:1263:C:C6	2.44	0.52
5:42:107:ARG:O	5:42:110:LEU:N	2.40	0.52

Continued on next page...

Continued from previous page...

Atom-1	Atom-2	Interatomic distance (Å)	Clash overlap (Å)
24:3L:5:G:H1	24:3L:68:C:H42	1.56	0.52
27:14:270(V):G:H2'	27:14:270(W):G:H8	1.74	0.52
27:14:313:C:H2'	27:14:314:A:H8	1.75	0.52
27:14:1520:U:H2'	27:14:1521:G:O4'	2.10	0.52
27:14:2815:C:C5'	55:J5:29:THR:HG21	2.38	0.52
31:29:103:ASP:OD2	31:29:202:LYS:HG3	2.10	0.52
44:85:83:LEU:HG	44:85:88:ILE:HD12	1.91	0.52
49:D5:124:ILE:HD11	49:D5:165:VAL:HG21	1.92	0.52
51:F5:50:ARG:HA	51:F5:58:ILE:O	2.10	0.52
1:13:1492:A:OP1	12:3I:44:LYS:N	2.43	0.52
2:1E:219:VAL:HA	2:1E:222:ILE:HD12	1.91	0.52
27:1H:1120:A:OP2	27:1H:1141:U:N3	2.27	0.52
27:1H:1404:U:H2'	27:1H:1405:G:C8	2.45	0.52
27:1H:1467:U:HO2'	27:1H:1468:G:P	2.33	0.52
31:21:59:VAL:HG21	31:21:74:PRO:HB2	1.91	0.52
43:B8:50:ILE:HD11	43:B8:102:ILE:CD1	2.39	0.52
49:H8:7:ALA:O	49:H8:62:PRO:HD2	2.10	0.52
56:O8:29:ASN:OD1	56:O8:30:THR:N	2.35	0.52
1:1G:12:U:H4'	1:1G:526:C:O2'	2.10	0.52
1:1G:539:A:H2'	1:1G:540:G:H8	1.71	0.52
1:1G:703:G:O2'	1:1G:704:A:P	2.68	0.52
1:1G:723:U:O4	1:1G:1537:U:O2'	2.25	0.52
1:1G:1117:G:H4'	9:82:104:ARG:HH11	1.74	0.52
1:1G:1137:C:O2	1:1G:1138:G:N2	2.42	0.52
1:1G:1190:G:H5'	3:22:176:HIS:NE2	2.25	0.52
1:1G:1286:A:H8	1:1G:1287:A:H4'	1.71	0.52
7:62:20:ASP:OD2	7:62:23:VAL:HG23	2.10	0.52
7:62:76:ARG:HD3	7:62:89:MET:HG3	1.91	0.52
9:82:17:VAL:HG21	9:82:80:GLY:HA3	1.91	0.52
27:14:932:G:P	53:H5:29:ARG:HH12	2.32	0.52
27:14:953:A:C4	27:14:954:G:C8	2.98	0.52
27:14:2335:A:C8	27:14:2337:G:C5	2.97	0.52
31:29:24:THR:HG23	31:29:186:GLY:O	2.09	0.52
33:49:6:ALA:HB2	54:I5:23:GLU:CG	2.37	0.52
42:65:29:PHE:HA	42:65:92:TYR:HE2	1.74	0.52
45:95:10:LYS:NZ	45:95:23:GLU:HB2	2.24	0.52
49:D5:24:LEU:HD23	49:D5:41:LEU:HG	1.90	0.52
1:13:1305:G:H22	1:13:1331:G:H1'	1.75	0.52
4:3E:90:GLY:HA3	4:3E:204:ILE:HD11	1.90	0.52
24:3K:11:C:N3	24:3K:24:G:N2	2.47	0.52
27:1H:181:A:N1	65:1H:3781:HOH:O	2.34	0.52

Continued on next page...

Continued from previous page...

Atom-1	Atom-2	Interatomic distance (Å)	Clash overlap (Å)
27:1H:806:C:O2	27:1H:2004:A:H2	1.93	0.52
27:1H:1299:G:C2	27:1H:1300:A:C2	2.97	0.52
27:1H:1897:G:N2	27:1H:1900:A:OP2	2.41	0.52
27:1H:2344:G:OP1	50:I8:44:ARG:NH1	2.43	0.52
27:1H:2402:G:H5''	27:1H:2403:U:O4'	2.10	0.52
29:71:200:LYS:HE3	29:71:204:ALA:HB3	1.92	0.52
40:88:23[A]:GLY:HA3	40:88:101:ARG:HD2	1.92	0.52
1:1G:978:A:C6	1:1G:1318:A:C6	2.98	0.52
27:14:1085:A:O2'	27:14:1086:A:OP1	2.27	0.52
27:14:2128:C:H4'	27:14:2173:A:N6	2.24	0.52
27:14:2306:C:O5'	27:14:2307:G:H5''	2.10	0.52
28:1J:17:C:H2'	28:1J:18:G:O4'	2.09	0.52
35:69:127:VAL:HA	35:69:138:ILE:O	2.09	0.52
40:45:98:LYS:HB3	40:45:99:PRO:HD2	1.91	0.52
1:13:142:G:H2'	1:13:143:A:H8	1.74	0.52
1:13:1406:U:O2	1:13:1517:G:N2	2.40	0.52
12:3I:8:VAL:HG13	17:8I:29:HIS:CD2	2.44	0.52
23:2K:1:G:H1	23:2K:72:C:H42	1.56	0.52
24:3K:19:G:H4'	24:3K:57:G:N2	2.24	0.52
27:1H:581:U:O3'	37:58:111:PRO:HG2	2.09	0.52
27:1H:2015:G:OP2	65:1H:3696:HOH:O	2.19	0.52
27:1H:2359:A:H4'	27:1H:2360:C:OP2	2.09	0.52
42:A8:25:ARG:HA	42:A8:86:ALA:HB3	1.92	0.52
1:1G:1350:A:OP1	9:82:121:ARG:HG3	2.10	0.52
2:12:72:GLY:O	2:12:74:LYS:N	2.43	0.52
13:4A:3:ARG:HH12	33:49:113:ARG:HG2	1.74	0.52
27:14:844:C:H2'	27:14:845:G:O4'	2.10	0.52
27:14:1252:G:N7	44:85:36:ARG:NH1	2.56	0.52
27:14:2128:C:H2'	27:14:2129:C:C6	2.45	0.52
27:14:2168:G:H2'	27:14:2169:A:C8	2.45	0.52
27:14:2704:C:H2'	27:14:2705:A:O4'	2.09	0.52
27:14:2795:G:H21	27:14:2801:A:H62	1.56	0.52
31:29:47:VAL:HG11	31:29:86:PRO:HD2	1.92	0.52
32:39:40:GLN:NE2	32:39:182:ASN:HB2	2.25	0.52
33:49:139:LEU:HA	33:49:144:ILE:HG22	1.90	0.52
43:75:50:ILE:HD11	43:75:102:ILE:HG12	1.92	0.52
1:13:706:A:H1'	11:2I:29:ILE:HD11	1.90	0.52
1:13:1053:G:N7	1:13:1199:U:H3'	2.24	0.52
1:13:1466:C:H2'	1:13:1467:G:O4'	2.10	0.52
4:3E:88:VAL:C	4:3E:90:GLY:H	2.18	0.52
5:4E:148:VAL:HG21	8:7E:107:LEU:HD22	1.92	0.52

Continued on next page...

Continued from previous page...

Atom-1	Atom-2	Interatomic distance (Å)	Clash overlap (Å)
6:5E:69:GLU:O	6:5E:72:VAL:HG12	2.10	0.52
8:7E:124:ALA:O	8:7E:128:GLY:N	2.42	0.52
16:7I:28:ARG:HG2	16:7I:29:ASP:OD1	2.10	0.52
22:1K:30:G:H1	22:1K:40:C:H42	1.57	0.52
23:2K:56:C:N4	33:41:83:ARG:HH22	2.08	0.52
27:1H:244:G:N7	58:Q8:5:LYS:HE2	2.25	0.52
27:1H:355:A:O2'	27:1H:356:A:C8	2.63	0.52
27:1H:471:C:H4'	32:31:49:ALA:HB2	1.91	0.52
27:1H:1573:G:H2'	27:1H:1574:G:O4'	2.09	0.52
27:1H:2185:G:H2'	27:1H:2186:C:O4'	2.10	0.52
27:1H:2742:U:H2'	27:1H:2743:G:H8	1.73	0.52
27:1H:2826:C:H2'	27:1H:2827:C:H6	1.75	0.52
30:11:183:ARG:HG3	30:11:184:LYS:O	2.09	0.52
35:61:21:VAL:HG21	35:61:25:TYR:HD2	1.75	0.52
42:A8:85:VAL:HG22	42:A8:110:LEU:HG	1.92	0.52
50:I8:11:ARG:NH1	50:I8:11:ARG:HB2	2.24	0.52
1:1G:637:G:H2'	1:1G:638:G:H8	1.75	0.52
1:1G:1126:U:H2'	1:1G:1281:U:O4'	2.10	0.52
3:22:8:ILE:HG23	3:22:16:ARG:HG2	1.91	0.52
3:22:179:ARG:NE	3:22:206:GLU:HG2	2.24	0.52
14:5A:29:ARG:HG3	14:5A:31:ARG:O	2.10	0.52
59:1L:68:C:H2'	59:1L:69:G:C8	2.45	0.52
24:3L:17:C:N3	27:14:2111:C:H5'	2.25	0.52
24:3L:50:U:H2'	24:3L:51:U:O4'	2.10	0.52
27:14:606:U:H4'	27:14:658:C:H4'	1.92	0.52
27:14:1180:C:H2'	27:14:1181:C:C6	2.45	0.52
27:14:1225:C:O2'	45:95:84:LYS:HA	2.10	0.52
27:14:1283:G:N2	27:14:1286:A:H5'	2.25	0.52
31:29:108:SER:HB3	31:29:165:VAL:HG21	1.92	0.52
38:25:71:ARG:HB2	38:25:73:ASP:OD1	2.10	0.52
39:35:63:PRO:HD3	58:M5:27:THR:HG22	1.90	0.52
1:13:474:G:H2'	1:13:475:G:C8	2.45	0.52
1:13:664:G:N2	1:13:741:G:H22	2.05	0.52
1:13:736:C:H2'	1:13:737:A:C8	2.44	0.52
8:7E:69:ARG:HD3	8:7E:75:ARG:O	2.10	0.52
10:1I:25:GLU:O	10:1I:29:ARG:HB3	2.10	0.52
12:3I:51:LYS:HD3	12:3I:51:LYS:N	2.25	0.52
16:7I:53:VAL:HG12	16:7I:79:VAL:HG13	1.92	0.52
27:1H:243:C:OP2	58:Q8:5:LYS:NZ	2.43	0.52
27:1H:1094:G:H2'	27:1H:1157:G:C2	2.45	0.52
27:1H:2272:G:H1'	27:1H:2440:C:C2	2.45	0.52

Continued on next page...

Continued from previous page...

Atom-1	Atom-2	Interatomic distance (Å)	Clash overlap (Å)
35:61:124:GLY:O	35:61:142:VAL:HG23	2.09	0.52
40:88:104:PHE:O	40:88:105:GLU:C	2.52	0.52
42:A8:34:HIS:HB3	42:A8:53:SER:HB3	1.92	0.52
50:I8:51:VAL:HG23	50:I8:81:VAL:HG23	1.92	0.52
51:J8:80:LEU:HB2	51:J8:82:LEU:CD2	2.39	0.52
1:1G:1084:G:C5	1:1G:1085:U:C4	2.98	0.52
3:22:6:HIS:HE1	14:5A:50:LYS:HE2	1.74	0.52
10:1A:9:ARG:NH2	10:1A:97:GLU:OE2	2.43	0.52
27:14:580:C:H2'	27:14:581:C:H6	1.74	0.52
27:14:1471:A:C2	27:14:1472:A:C4	2.98	0.52
27:14:1798:U:H5'	30:19:259:THR:OG1	2.10	0.52
27:14:2211:G:H3'	27:14:2212:A:N3	2.25	0.52
27:14:2287:A:N6	27:14:2344:U:H3	2.02	0.52
32:39:53:THR:HG23	32:39:56:GLU:OE1	2.10	0.52
39:35:52:GLU:HB2	39:35:55:ARG:HD2	1.92	0.52
52:G5:63:VAL:HA	52:G5:66:GLU:HG3	1.91	0.52
1:13:1:U:OP2	1:13:631:G:N2	2.43	0.51
1:13:199:G:H1	1:13:218:C:H42	1.58	0.51
1:13:664:G:H1	1:13:741:G:H1	1.58	0.51
1:13:1442:G:H1	1:13:1461:G:N2	2.06	0.51
8:7E:87:SER:HA	8:7E:93:VAL:HG23	1.92	0.51
12:3I:106:GLY:HA3	12:3I:118:GLY:O	2.09	0.51
13:4I:81:LEU:HD13	13:4I:88:ARG:HB3	1.92	0.51
16:7I:52:ASP:OD1	16:7I:54:GLU:HB2	2.09	0.51
27:1H:1189:A:C4	27:1H:1191:G:C8	2.97	0.51
27:1H:1700:A:H3'	27:1H:1701:G:C8	2.44	0.51
31:21:120:TRP:CE3	31:21:155:LYS:HD3	2.45	0.51
41:98:3:HIS:O	41:98:4:LEU:HD13	2.10	0.51
42:A8:25:ARG:HG3	42:A8:88:ASP:HB2	1.91	0.51
1:1G:538:G:H3'	12:3A:112:LYS:NZ	2.26	0.51
1:1G:696:A:H1'	1:1G:786:G:O2'	2.10	0.51
1:1G:1107:C:OP1	3:22:173:VAL:N	2.43	0.51
1:1G:1320:C:H2'	1:1G:1321:C:C6	2.46	0.51
3:22:36:ASP:OD1	3:22:57:ILE:HG21	2.09	0.51
4:32:156:GLU:O	4:32:159:ARG:HG2	2.09	0.51
13:4A:16:ASP:HB3	13:4A:41:PRO:HB3	1.92	0.51
13:4A:23:TYR:HE2	13:4A:71:ARG:HB2	1.74	0.51
17:8A:5:VAL:HG13	17:8A:60:ILE:HD13	1.91	0.51
27:14:149:A:H2'	27:14:150:C:O4'	2.09	0.51
27:14:662:G:H5'	39:35:15:ARG:CA	2.33	0.51
27:14:827:U:H2'	27:14:2430:A:H2	1.73	0.51

Continued on next page...

Continued from previous page...

Atom-1	Atom-2	Interatomic distance (Å)	Clash overlap (Å)
27:14:952:G:C6	27:14:966:G:C6	2.98	0.51
27:14:1179:C:H2'	27:14:1180:C:H6	1.74	0.51
27:14:1409:C:O2	27:14:1594:G:N2	2.43	0.51
27:14:1542:G:H5''	27:14:1543:A:OP2	2.10	0.51
27:14:2329:G:H2'	27:14:2330:G:C8	2.45	0.51
27:14:2839:G:H5''	41:55:46:GLY:HA2	1.90	0.51
30:19:26:LYS:HE3	30:19:83:GLU:OE2	2.09	0.51
32:39:142:TRP:O	32:39:145:GLU:HB3	2.10	0.51
33:49:111:LEU:HB3	33:49:117:PHE:CE2	2.45	0.51
44:85:92:ARG:O	44:85:95:LEU:N	2.39	0.51
54:I5:23:GLU:C	54:I5:25:TYR:H	2.18	0.51
58:M5:4:MET:HE3	58:M5:63:PRO:HG3	1.92	0.51
1:13:90:C:H3'	1:13:91:C:H5''	1.90	0.51
1:13:1376:U:H2'	1:13:1377:A:C8	2.45	0.51
2:1E:208:ILE:HA	2:1E:211:ILE:HD12	1.92	0.51
6:5E:99:ALA:HB3	18:9I:29:PHE:CE1	2.45	0.51
13:4I:68:GLY:HA3	33:41:116:ASP:CG	2.35	0.51
27:1H:900:G:O2'	27:1H:901:G:H5'	2.11	0.51
27:1H:1272:G:OP1	45:D8:69:LYS:NZ	2.36	0.51
27:1H:1396:A:N6	27:1H:1645:C:N4	2.58	0.51
27:1H:2331:G:H22	42:A8:1:MET:C	2.19	0.51
27:1H:2418:G:O2'	27:1H:2419:U:OP2	2.25	0.51
27:1H:2482:A:O2'	40:88:56:ARG:HG3	2.10	0.51
27:1H:2804:A:C2	27:1H:2904:G:H5''	2.41	0.51
28:16:15:A:H1'	28:16:109:G:N9	2.25	0.51
29:71:20:TYR:HB2	29:71:224:ILE:HG22	1.91	0.51
39:78:70:GLN:N	39:78:70:GLN:OE1	2.43	0.51
39:78:121:LYS:HG2	39:78:123:LEU:HD23	1.91	0.51
1:1G:193:C:H2'	1:1G:194:C:H6	1.75	0.51
1:1G:370:C:H42	1:1G:391:G:H1	1.56	0.51
1:1G:881:G:OP2	12:3A:9:ARG:NH1	2.39	0.51
1:1G:1213:A:C6	1:1G:1215:G:C4	2.98	0.51
1:1G:1243:C:O2	1:1G:1295:G:N2	2.43	0.51
27:14:1030:G:OP2	40:45:128:LYS:NZ	2.29	0.51
27:14:1708:C:H2'	27:14:1709:U:C6	2.45	0.51
27:14:1814:G:H4'	30:19:51:VAL:HG21	1.92	0.51
27:14:2418:A:P	58:M5:29:LYS:HZ1	2.33	0.51
40:45:135:ASP:OD1	49:D5:81:ARG:NH1	2.43	0.51
41:55:21:TYR:OH	41:55:43:GLU:HG2	2.09	0.51
54:I5:56:VAL:HG12	54:I5:60:GLN:OE1	2.10	0.51
1:13:22:G:H4'	1:13:885:G:C8	2.45	0.51

Continued on next page...

Continued from previous page...

Atom-1	Atom-2	Interatomic distance (Å)	Clash overlap (Å)
1:13:186(E):C:N3	1:13:191(C):G:C2	2.79	0.51
2:1E:74:LYS:O	2:1E:77:ALA:N	2.43	0.51
27:1H:377:G:H3'	27:1H:378:G:H8	1.75	0.51
27:1H:2022:C:H4'	27:1H:2737:C:O2	2.11	0.51
27:1H:2691:C:H42	27:1H:2743:G:H1	1.58	0.51
27:1H:2693:C:H5'	31:21:189:PRO:HA	1.92	0.51
35:61:23:PRO:O	35:61:27:ARG:HG2	2.10	0.51
35:61:85:GLU:OE1	35:61:86:THR:OG1	2.26	0.51
41:98:28:LEU:HD12	41:98:48:VAL:HG21	1.92	0.51
42:A8:109:GLY:O	42:A8:110:LEU:HD22	2.10	0.51
51:J8:89:GLU:O	51:J8:94:LEU:HB2	2.10	0.51
54:M8:53:GLU:O	54:M8:55:ARG:N	2.42	0.51
54:M8:57:GLU:HA	54:M8:60:GLN:CD	2.34	0.51
1:1G:166:G:H2'	1:1G:167:G:H8	1.75	0.51
1:1G:407:G:O4'	4:32:119:GLN:NE2	2.43	0.51
1:1G:939:G:O3'	7:62:102:ARG:NH2	2.44	0.51
2:12:7:VAL:O	2:12:8:LYS:HB2	2.10	0.51
13:4A:29:ARG:HD3	13:4A:64:TRP:CD2	2.45	0.51
13:4A:49:THR:HG22	13:4A:51:ALA:N	2.24	0.51
14:5A:23:ARG:NH2	14:5A:30:ALA:HB2	2.25	0.51
59:1L:63:G:H2'	59:1L:64:A:O4'	2.10	0.51
60:2L:40:C:H2'	60:2L:41:C:C6	2.44	0.51
27:14:618:G:H2'	27:14:618(A):C:O4'	2.10	0.51
27:14:654:A:H2'	27:14:654(A):A:C8	2.45	0.51
27:14:774:A:O2'	27:14:775:G:O5'	2.29	0.51
29:79:27:HIS:CD2	29:79:182:PRO:HB2	2.46	0.51
30:19:165:ILE:HA	30:19:175:LEU:HD23	1.92	0.51
34:59:22:GLY:H	34:59:23:ARG:NH1	2.08	0.51
34:59:33:LEU:HD21	34:59:136:ILE:HG22	1.92	0.51
35:69:45:LYS:HA	35:69:48:GLU:HB3	1.92	0.51
40:45:22:LYS:HZ1	40:45:96:VAL:HG12	1.74	0.51
43:75:97:ALA:C	43:75:98:LYS:HD2	2.36	0.51
46:A5:110:LYS:HG3	46:A5:111:HIS:CD2	2.46	0.51
49:D5:53:ILE:HG22	49:D5:71:VAL:HG13	1.92	0.51
54:I5:1:MET:HB3	54:I5:6:HIS:NE2	2.25	0.51
55:J5:40:LYS:NZ	55:J5:46:CYS:HB3	2.26	0.51
1:13:251:G:H4'	1:13:252:U:O5'	2.10	0.51
1:13:895:G:H2'	1:13:896:C:C6	2.45	0.51
1:13:1171:G:H2'	1:13:1172:C:C6	2.45	0.51
8:7E:98:LYS:H	8:7E:98:LYS:NZ	2.08	0.51
14:5I:51:GLY:O	14:5I:53:LEU:N	2.43	0.51

Continued on next page...

Continued from previous page...

Atom-1	Atom-2	Interatomic distance (Å)	Clash overlap (Å)
27:1H:912:G:C6	27:1H:913:C:N4	2.78	0.51
27:1H:952:U:H2'	27:1H:953:G:H5''	1.91	0.51
27:1H:1184:G:N2	37:58:106:MET:HE3	2.24	0.51
27:1H:1222:G:H3'	27:1H:1223:A:H8	1.75	0.51
27:1H:1645:C:O3'	47:F8:35:THR:OG1	2.27	0.51
27:1H:2159:C:H2'	27:1H:2160:C:O4'	2.10	0.51
31:21:72:VAL:HG12	31:21:73:GLU:O	2.11	0.51
34:51:38:SER:OG	34:51:40:GLU:HG3	2.10	0.51
34:51:159:GLU:HG3	34:51:169:VAL:HG21	1.93	0.51
1:1G:309:G:H1'	1:1G:608:A:C2	2.46	0.51
1:1G:340:U:H2'	1:1G:341:C:C6	2.45	0.51
9:82:28:VAL:HG13	9:82:64:THR:HA	1.92	0.51
10:1A:63:PHE:HB3	14:5A:57:ARG:O	2.11	0.51
27:14:265:A:N6	27:14:427:U:O2'	2.43	0.51
27:14:489:G:O6	46:A5:45:TYR:OH	2.23	0.51
27:14:2298:A:H2'	27:14:2299:G:O4'	2.11	0.51
27:14:2602:A:H4'	27:14:2603:G:O5'	2.10	0.51
28:1J:113:C:O2'	42:65:46:VAL:HG13	2.10	0.51
32:39:24:LEU:HB3	32:39:115:ALA:HB2	1.92	0.51
32:39:162:LEU:H	32:39:162:LEU:HD12	1.74	0.51
32:39:181:LEU:O	32:39:205:ARG:NH2	2.44	0.51
57:L5:16:HIS:HB2	57:L5:44:PRO:HG2	1.92	0.51
1:13:81:G:H1	1:13:88:C:N4	2.01	0.51
7:6E:26:PHE:O	7:6E:30:ILE:HG13	2.11	0.51
27:1H:485:G:O2'	27:1H:496:G:O6	2.18	0.51
27:1H:777:G:C6	30:11:208:LYS:HB2	2.45	0.51
40:88:24[A]:GLY:C	40:88:26:TYR:H	2.18	0.51
1:1G:131:C:OP1	1:1G:190:G:N2	2.44	0.51
1:1G:477:G:H2'	1:1G:478:A:C8	2.45	0.51
1:1G:1126:U:H4'	1:1G:1127:G:OP2	2.11	0.51
1:1G:1352:C:H2'	1:1G:1353:G:C8	2.46	0.51
3:22:16:ARG:HH22	3:22:183:ASP:HA	1.75	0.51
3:22:131:ARG:NH2	3:22:166:GLU:OE2	2.44	0.51
4:32:8:VAL:HG13	4:32:21:LEU:HD12	1.93	0.51
5:42:60:TYR:O	5:42:64:ARG:HG3	2.11	0.51
11:2A:29:ILE:CB	11:2A:44:SER:HB3	2.40	0.51
27:14:1149:G:H2'	27:14:1150:C:C6	2.46	0.51
27:14:1652:A:C2'	27:14:1653:G:H5'	2.40	0.51
27:14:2279:G:N2	27:14:2280:G:H1'	2.25	0.51
27:14:2291:U:H5''	27:14:2380:C:O2'	2.11	0.51
55:J5:20:ARG:HG2	55:J5:23:HIS:ND1	2.25	0.51

Continued on next page...

Continued from previous page...

Atom-1	Atom-2	Interatomic distance (Å)	Clash overlap (Å)
58:M5:6:THR:HG23	58:M5:64:TYR:HD2	1.76	0.51
58:M5:40:GLU:C	58:M5:42:ARG:N	2.68	0.51
1:13:324:G:N1	1:13:327:A:OP2	2.43	0.51
1:13:1190:G:OP1	3:2E:4:LYS:HA	2.10	0.51
3:2E:83:ARG:O	3:2E:86:VAL:HG22	2.11	0.51
9:8E:50:LEU:HB3	9:8E:55:ALA:O	2.10	0.51
10:1I:53:PRO:HA	14:5I:42:ILE:HD11	1.91	0.51
15:6I:51:HIS:O	15:6I:54:ARG:HB3	2.11	0.51
23:2K:74:C:H41	50:I8:5:LYS:HD2	1.74	0.51
27:1H:361:C:H5''	48:G8:6:HIS:CD2	2.46	0.51
27:1H:1038:C:H2'	27:1H:1039:C:C6	2.45	0.51
27:1H:1374:C:OP2	65:1H:3694:HOH:O	2.19	0.51
27:1H:1458:C:H5'	27:1H:1459:A:OP2	2.11	0.51
27:1H:1848:G:H8	30:11:62:TYR:CZ	2.28	0.51
27:1H:2024:A:OP1	41:98:9:LYS:NZ	2.43	0.51
27:1H:2245:U:P	51:J8:40:ARG:HH12	2.33	0.51
27:1H:2334:G:H5''	27:1H:2335:A:OP2	2.10	0.51
27:1H:2348:A:C8	27:1H:2350:G:C5	2.99	0.51
27:1H:2486:U:N3	27:1H:2487:C:H5	2.09	0.51
27:1H:2708:C:H2'	27:1H:2709:U:H6	1.75	0.51
39:78:25:SER:HB2	39:78:27:HIS:O	2.11	0.51
51:J8:83:GLU:C	51:J8:85:LEU:H	2.18	0.51
1:1G:128:G:H1	1:1G:233:C:H42	1.58	0.51
1:1G:1449:C:H3'	1:1G:1450:U:H4'	1.93	0.51
15:6A:18:PHE:CZ	15:6A:21:ASP:HB3	2.46	0.51
27:14:85:G:OP2	48:C5:9:LYS:HB2	2.11	0.51
27:14:219:G:H2'	27:14:220:G:O4'	2.10	0.51
27:14:603:A:O2'	27:14:604:G:OP2	2.20	0.51
27:14:839:U:H2'	27:14:840:C:H6	1.75	0.51
27:14:864:G:N2	27:14:913:U:C2	2.79	0.51
27:14:959:A:C6	27:14:960:A:N1	2.79	0.51
27:14:1557:C:H5''	27:14:1558:A:OP2	2.10	0.51
27:14:1681:G:C4	65:14:3573:HOH:O	2.63	0.51
27:14:1796:U:H2'	27:14:1797:C:C6	2.45	0.51
27:14:2122:U:H2'	27:14:2123:G:C8	2.45	0.51
37:15:69:GLN:O	37:15:71:ILE:HG23	2.11	0.51
42:65:77:ALA:HB1	42:65:82:ILE:HB	1.93	0.51
1:13:502:G:C2	1:13:503:C:C2	2.99	0.51
1:13:726:C:H2'	1:13:727:G:C8	2.45	0.51
23:2K:53:G:H2'	23:2K:54:5MU:H6	1.75	0.51
24:3K:8:U:H2'	24:3K:13:C:H5	1.75	0.51

Continued on next page...

Continued from previous page...

Atom-1	Atom-2	Interatomic distance (Å)	Clash overlap (Å)
27:1H:473:G:OP1	44:C8:3:ARG:NH1	2.44	0.51
27:1H:821:U:C4'	30:11:47:GLY:HA3	2.40	0.51
27:1H:822:A:C2	27:1H:835:U:O2'	2.64	0.51
27:1H:1760:C:H42	27:1H:1778:G:H1	1.58	0.51
33:41:51:ARG:HB2	33:41:51:ARG:HH11	1.75	0.51
33:41:80:PHE:O	33:41:82:LEU:HB2	2.11	0.51
35:61:133:HIS:CG	35:61:133:HIS:O	2.63	0.51
40:88:34:LEU:HD23	40:88:104:PHE:HD2	1.75	0.51
42:A8:11:LYS:HD3	42:A8:91:PRO:HD3	1.93	0.51
43:B8:102:ILE:HB	43:B8:110:ILE:HD13	1.91	0.51
1:1G:884:U:H4'	1:1G:885:G:H5''	1.92	0.51
1:1G:939:G:H5''	7:62:102:ARG:NH2	2.26	0.51
1:1G:1312:G:O6	19:AA:4:SER:OG	2.29	0.51
3:22:182:ILE:HA	3:22:202:ILE:O	2.11	0.51
4:32:76:ARG:HD3	4:32:207:TYR:CE1	2.46	0.51
8:72:69:ARG:NH1	8:72:75:ARG:O	2.44	0.51
9:82:78:LYS:NZ	9:82:78:LYS:HB3	2.24	0.51
27:14:195:A:H61	27:14:198:C:H3'	1.76	0.51
27:14:247:G:H4'	27:14:386:G:C5	2.45	0.51
27:14:918:A:C5	27:14:919:G:H1'	2.46	0.51
27:14:1020:A:N1	27:14:1141:U:H2'	2.25	0.51
27:14:1157:G:O2'	27:14:1158:C:H5'	2.11	0.51
27:14:2362:G:OP1	58:M5:44:LYS:NZ	2.37	0.51
27:14:2820:A:O2'	27:14:2821:A:OP1	2.28	0.51
34:59:89:ILE:HG12	34:59:162:ILE:HG23	1.92	0.51
44:85:88:ILE:C	44:85:90:VAL:H	2.17	0.51
47:B5:88:LYS:HE2	47:B5:90:GLU:CD	2.36	0.51
49:D5:7:ALA:HB2	49:D5:59:LEU:HD22	1.92	0.51
56:K5:11:LEU:HD12	56:K5:53:LYS:HA	1.93	0.51
1:13:1186:G:H21	14:5I:61:TRP:C	2.18	0.51
1:13:1228:C:P	13:4I:108:ARG:HH22	2.34	0.51
1:13:1298:C:H4'	1:13:1299:A:C4	2.46	0.51
1:13:1483:A:H5''	1:13:1484:C:OP2	2.11	0.51
10:1I:64:GLU:HB3	14:5I:59:ALA:HB2	1.93	0.51
15:6I:21:ASP:OD1	15:6I:24:SER:HB3	2.09	0.51
16:7I:43:LYS:HG3	16:7I:48:TRP:HE3	1.75	0.51
25:4K:53:U:H2'	25:4K:54:U:H5'	1.92	0.51
27:1H:665:U:H2'	27:1H:666:C:C6	2.45	0.51
27:1H:991:A:P	65:1H:3615:HOH:O	2.65	0.51
27:1H:2022:C:H2'	27:1H:2023:G:O4'	2.11	0.51
27:1H:2725:U:O2'	27:1H:2726:A:C8	2.57	0.51

Continued on next page...

Continued from previous page...

Atom-1	Atom-2	Interatomic distance (Å)	Clash overlap (Å)
27:1H:2881:C:OP1	41:98:57:ARG:NH2	2.42	0.51
29:71:193:ILE:O	29:71:197:GLU:N	2.44	0.51
33:41:38:VAL:HG22	33:41:93:THR:HA	1.93	0.51
40:88:112:GLU:H	40:88:112:GLU:CD	2.19	0.51
1:1G:392:G:H2'	1:1G:393:A:H8	1.74	0.51
1:1G:490:G:OP2	4:32:132:ARG:NH2	2.22	0.51
1:1G:617:G:OP2	65:1G:1819:HOH:O	2.19	0.51
2:12:153:ARG:C	2:12:155:LEU:H	2.13	0.51
6:52:29:ALA:HA	6:52:32:ASN:HB2	1.91	0.51
9:82:34:ASN:OD1	9:82:34:ASN:N	2.43	0.51
13:4A:13:LYS:NZ	13:4A:21:TYR:OH	2.44	0.51
13:4A:22:ILE:HB	13:4A:25:ILE:HG12	1.92	0.51
59:1L:8:U:H3'	59:1L:13:C:N4	2.26	0.51
59:1L:75:C:O2	27:14:2507:C:O2'	2.29	0.51
27:14:516:C:OP1	55:J5:13:LYS:NZ	2.43	0.51
27:14:557:U:H2'	27:14:558:G:C8	2.45	0.51
27:14:587:C:O2	39:35:33:ARG:NH1	2.40	0.51
27:14:918:A:N6	27:14:919:G:N3	2.59	0.51
27:14:991:C:H42	27:14:1163:G:H1	1.58	0.51
27:14:1040:C:H2'	27:14:1041:C:C6	2.45	0.51
27:14:1191:G:H2'	27:14:1192:G:H8	1.75	0.51
27:14:2141:G:H2'	27:14:2142:C:O4'	2.11	0.51
27:14:2777:G:OP2	27:14:2781:A:O2'	2.19	0.51
33:49:43:LEU:O	33:49:88:ILE:HG12	2.11	0.51
35:69:111:PRO:C	35:69:113:ARG:H	2.19	0.51
39:35:101:VAL:CG2	39:35:108:LYS:H	2.24	0.51
41:55:77:ARG:O	41:55:80:PHE:N	2.43	0.51
43:75:26:ASP:O	43:75:49:VAL:HG12	2.10	0.51
49:D5:28:MET:HA	49:D5:88:PHE:O	2.11	0.51
49:D5:74:VAL:HG22	49:D5:86:VAL:HG13	1.93	0.51
53:H5:18:ASP:OD1	53:H5:18:ASP:N	2.38	0.51
1:13:557:G:H2'	1:13:558:G:C8	2.45	0.51
1:13:1095:U:OP1	1:13:1108:G:N1	2.44	0.51
1:13:1240:U:C5	7:6E:30:ILE:HG22	2.43	0.51
19:AI:24:ALA:C	19:AI:26:GLY:H	2.19	0.51
27:1H:54:G:O2'	27:1H:125:A:N1	2.42	0.51
27:1H:722:G:H1'	32:31:74:ARG:HD3	1.92	0.51
27:1H:1278:G:H2'	27:1H:1279:G:C8	2.46	0.51
30:11:38:LYS:HE2	30:11:39:LYS:O	2.11	0.51
33:41:179:PRO:HG3	54:M8:38:LYS:NZ	2.26	0.51
35:61:29:TYR:CE1	35:61:33:ARG:NE	2.79	0.51

Continued on next page...

Continued from previous page...

Atom-1	Atom-2	Interatomic distance (Å)	Clash overlap (Å)
35:61:81:VAL:HG21	35:61:88:ILE:HD12	1.93	0.51
36:38:73:GLY:HA2	36:38:119:ALA:O	2.11	0.51
42:A8:26:LEU:HB3	42:A8:87:PHE:HA	1.93	0.51
42:A8:85:VAL:HG22	42:A8:110:LEU:HB3	1.93	0.51
48:G8:83:THR:HG21	48:G8:99:CYS:SG	2.51	0.51
54:M8:39:CYS:SG	54:M8:41:PRO:HD3	2.51	0.51
1:1G:164:U:H2'	1:1G:165:C:C6	2.46	0.51
1:1G:778:G:O2'	11:2A:120:ARG:O	2.27	0.51
1:1G:1327:C:H2'	1:1G:1328:C:C6	2.46	0.51
4:32:201:GLN:HE21	5:42:116:THR:HG22	1.76	0.51
6:52:78:GLU:HA	6:52:81:ILE:HD11	1.93	0.51
12:3A:3:THR:HG23	12:3A:6:GLN:HG3	1.93	0.51
12:3A:56:ARG:HA	12:3A:62:GLU:HG2	1.93	0.51
14:5A:3:ARG:HD3	14:5A:6:LEU:HB2	1.93	0.51
17:8A:85:VAL:O	17:8A:89:LEU:HD12	2.11	0.51
18:9A:50:ILE:HD11	18:9A:70:ILE:HG21	1.92	0.51
24:3L:53:G:O6	24:3L:61:C:N4	2.43	0.51
24:3L:76:A:H8	27:14:2394:C:H42	1.58	0.51
27:14:28:A:C2	27:14:513:A:C8	2.99	0.51
27:14:800:A:H8	27:14:800:A:OP1	1.93	0.51
27:14:1256:G:H5'	27:14:1257:C:OP2	2.11	0.51
27:14:1274:A:N3	27:14:1297:C:H1'	2.26	0.51
27:14:2746:U:H5''	34:59:138:LYS:NZ	2.26	0.51
31:29:101:ARG:NH1	31:29:169:ASN:O	2.44	0.51
33:49:80:PHE:O	33:49:82:LEU:HB2	2.10	0.51
57:L5:19:ARG:HG2	57:L5:19:ARG:HH11	1.75	0.51
58:M5:40:GLU:O	58:M5:43:GLN:N	2.44	0.51
1:13:774:G:OP1	30:11:202:LYS:NZ	2.44	0.51
1:13:816:A:OP1	1:13:1526:G:O2'	2.28	0.51
1:13:1516:G:H2'	1:13:1518:MA6:OP2	2.10	0.51
4:3E:65:ARG:HG2	4:3E:75:PHE:CE2	2.46	0.51
10:1I:35:SER:OG	10:1I:73:ASP:O	2.28	0.51
12:3I:81:LEU:HD22	12:3I:101:VAL:HG11	1.93	0.51
13:4I:15:VAL:O	13:4I:19:LEU:HD22	2.11	0.51
27:1H:1463:G:HO2'	27:1H:1464:C:H6	1.59	0.51
27:1H:2019:C:H4'	27:1H:2020:G:O5'	2.10	0.51
27:1H:2088:C:H4'	27:1H:2264:OMG:HM22	1.93	0.51
27:1H:2146:G:H1'	29:71:172:HIS:CD2	2.46	0.51
29:71:47:LEU:HD21	29:71:171:ILE:HG22	1.92	0.51
30:11:108:PRO:HG3	30:11:143:HIS:CE1	2.46	0.51
32:31:29:ASN:H	32:31:112:MET:HE3	1.76	0.51

Continued on next page...

Continued from previous page...

Atom-1	Atom-2	Interatomic distance (Å)	Clash overlap (Å)
39:78:98:GLU:HA	39:78:101:VAL:HB	1.93	0.51
42:A8:49:VAL:HG21	42:A8:77:ALA:HA	1.93	0.51
43:B8:124:ASP:O	43:B8:128:GLU:HB3	2.10	0.51
56:O8:15:GLU:HB2	56:O8:20:ASN:OD1	2.11	0.51
1:1G:1519:MA6:H8	1:1G:1519:MA6:O5'	2.11	0.51
3:22:113:ALA:HB2	3:22:202:ILE:HG13	1.94	0.51
7:62:46:ALA:HA	7:62:49:ILE:HG13	1.93	0.51
9:82:4:TYR:HB2	9:82:19:LEU:HG	1.93	0.51
17:8A:12:SER:HB3	17:8A:20:THR:HB	1.92	0.51
20:BA:36:LEU:HD13	20:BA:55:ILE:HG23	1.93	0.51
59:1L:2:C:N3	59:1L:72:C:H1'	2.26	0.51
27:14:117:G:C6	27:14:119:A:C6	2.98	0.51
27:14:533:G:H5'	44:85:24:TYR:CD1	2.46	0.51
27:14:1494:A:H2'	27:14:1495:A:C8	2.45	0.51
27:14:1729:A:N6	27:14:1731:G:N7	2.59	0.51
34:59:46:GLU:OE1	34:59:51:ARG:NH1	2.44	0.51
35:69:113:ARG:HD2	35:69:131:LYS:HD2	1.93	0.51
40:45:66:ILE:HG13	40:45:67:ARG:N	2.24	0.51
41:55:38:VAL:HB	41:55:39:PRO:HD3	1.92	0.51
47:B5:48:LYS:NZ	52:G5:30:ARG:HH22	2.08	0.51
53:H5:59:VAL:HG12	53:H5:60:GLU:H	1.75	0.51
1:13:343:U:O2'	1:13:347:G:N2	2.45	0.50
1:13:600:C:OP1	8:7E:97:VAL:HG12	2.11	0.50
2:1E:200:ILE:HG22	2:1E:202:PRO:HD3	1.92	0.50
3:2E:162:GLN:HB3	25:4K:54:U:C2	2.47	0.50
27:1H:944:C:O5'	27:1H:944:C:H6	1.94	0.50
27:1H:2253:C:O2'	27:1H:2254:A:H5'	2.11	0.50
27:1H:2417:C:O3'	39:78:77:ARG:NH2	2.44	0.50
33:41:142:PRO:HG2	33:41:143:GLU:OE2	2.10	0.50
35:61:78:THR:HA	35:61:141:LYS:HB2	1.92	0.50
37:58:28:THR:HG22	37:58:29:LYS:N	2.26	0.50
43:B8:55:ASN:H	43:B8:59:THR:HB	1.77	0.50
48:G8:79:CYS:HB3	48:G8:80:GLY:O	2.12	0.50
1:1G:186(C):G:H2'	1:1G:186(D):C:C6	2.46	0.50
1:1G:1118:C:OP1	9:82:9:ARG:HD2	2.11	0.50
8:72:13:ILE:O	8:72:17:THR:HG23	2.11	0.50
8:72:122:ARG:CZ	8:72:122:ARG:HB2	2.40	0.50
9:82:17:VAL:HG13	9:82:63:ILE:HG12	1.92	0.50
27:14:729:G:O5'	30:19:208:LYS:NZ	2.44	0.50
27:14:1053:C:C2	27:14:1054:A:H1'	2.46	0.50
27:14:1317:A:H2'	27:14:1318:C:C6	2.43	0.50

Continued on next page...

Continued from previous page...

Atom-1	Atom-2	Interatomic distance (Å)	Clash overlap (Å)
27:14:1341:U:O4	47:B5:16:LYS:HE2	2.11	0.50
27:14:1894:C:H2'	27:14:1895:C:H6	1.75	0.50
27:14:2096:U:H3	27:14:2193:G:H1	1.59	0.50
31:29:12:THR:HG21	43:75:11:GLU:OE2	2.12	0.50
31:29:110:GLY:HA2	31:29:162:ALA:N	2.26	0.50
49:D5:137:ILE:HG22	49:D5:139:VAL:HG23	1.93	0.50
51:F5:92:LYS:O	51:F5:93:GLU:HB2	2.10	0.50
1:13:1349:A:OP2	9:8E:118:LYS:NZ	2.45	0.50
3:2E:130:VAL:O	3:2E:134:ILE:HG12	2.11	0.50
5:4E:67:VAL:O	5:4E:69:VAL:HG23	2.11	0.50
6:5E:1:MET:HG2	6:5E:68:PRO:HA	1.92	0.50
13:4I:88:ARG:HH12	19:AI:2:PRO:HD2	1.75	0.50
27:1H:1048:A:H2'	27:1H:1049:G:O4'	2.10	0.50
27:1H:1135:A:H5'	27:1H:1136:G:H5'	1.92	0.50
27:1H:1845:G:H4'	30:11:43:ARG:O	2.10	0.50
35:61:98:ALA:HA	35:61:109:ILE:HD11	1.93	0.50
37:58:15:LEU:O	37:58:136:GLU:HB3	2.11	0.50
38:68:110:GLY:HA2	38:68:112:MET:HE2	1.92	0.50
44:C8:62:ILE:HG23	44:C8:76:TYR:CE2	2.47	0.50
44:C8:92:ARG:NH1	45:D8:11:GLN:O	2.44	0.50
54:M8:68:ARG:NH1	54:M8:70:GLY:H	2.10	0.50
1:1G:376:G:P	16:7A:67:THR:HG21	2.51	0.50
1:1G:601:C:H2'	1:1G:602:A:C8	2.46	0.50
1:1G:1118:C:H1'	1:1G:1179:A:C4	2.46	0.50
14:5A:16:PHE:O	14:5A:18:VAL:N	2.45	0.50
59:1L:11:C:H42	59:1L:25:C:N4	2.06	0.50
27:14:26:G:C6	27:14:27:G:N1	2.80	0.50
27:14:74:A:H4'	27:14:75:G:O5'	2.11	0.50
27:14:253:C:OP2	58:M5:5:LYS:NZ	2.37	0.50
27:14:270(Q):C:H5''	35:69:45:LYS:NZ	2.26	0.50
27:14:674:G:O2'	32:39:74:ARG:HG3	2.10	0.50
27:14:1110:G:O2'	27:14:1111:A:O4'	2.16	0.50
27:14:1248:G:O5'	32:39:92:PRO:HD3	2.12	0.50
27:14:1998:G:H4'	27:14:2724:C:O2'	2.10	0.50
27:14:2157:G:O2'	27:14:2158:A:O4'	2.29	0.50
27:14:2181:G:H2'	27:14:2182:G:H8	1.75	0.50
27:14:2503:2MA:H4'	27:14:2504:U:OP1	2.11	0.50
32:39:67:GLN:O	32:39:67:GLN:HG3	2.11	0.50
39:35:59:LEU:HD21	58:M5:10:ALA:HA	1.93	0.50
45:95:57:VAL:HG12	45:95:99:ILE:HG23	1.93	0.50
49:D5:140:ASP:OD1	49:D5:140:ASP:N	2.44	0.50

Continued on next page...

Continued from previous page...

Atom-1	Atom-2	Interatomic distance (Å)	Clash overlap (Å)
1:13:196:A:O2'	1:13:197:A:H2'	2.11	0.50
1:13:1008:C:H3'	1:13:1009:G:H5''	1.94	0.50
1:13:1151:A:H2'	1:13:1152:A:H8	1.75	0.50
1:13:1510:U:H2'	1:13:1511:G:C8	2.46	0.50
3:2E:92:ALA:HA	3:2E:95:THR:O	2.11	0.50
8:7E:103:VAL:CG2	8:7E:110:ALA:HB2	2.41	0.50
11:2I:54:ARG:O	11:2I:57:THR:HG22	2.10	0.50
12:3I:21:VAL:HG13	12:3I:21:VAL:O	2.11	0.50
24:3K:8:U:H2'	24:3K:13:C:C5	2.47	0.50
26:5K:58:A:H1'	26:5K:60:U:C5	2.46	0.50
27:1H:928:G:C2	27:1H:929:G:C8	2.99	0.50
27:1H:1069:G:N2	27:1H:1070:U:O4	2.42	0.50
27:1H:1344:C:OP1	27:1H:2723:C:H4'	2.11	0.50
27:1H:1625:C:H2'	27:1H:1626:U:C6	2.46	0.50
27:1H:2675:A:H2'	27:1H:2676:G:O4'	2.11	0.50
27:1H:2826:C:H2'	27:1H:2827:C:C6	2.46	0.50
27:1H:2863:G:C6	27:1H:2864:C:C4	2.99	0.50
28:16:32:C:C2	28:16:51:G:N2	2.79	0.50
30:11:17:THR:CG2	30:11:204:ILE:HA	2.41	0.50
40:88:134:ARG:HH21	49:H8:122:ARG:HH12	1.60	0.50
51:J8:3:LYS:HA	51:J8:61:ARG:NH2	2.26	0.50
58:Q8:63:PRO:HG2	58:Q8:64:TYR:CE2	2.46	0.50
1:1G:176:C:H2'	1:1G:177:C:H6	1.76	0.50
1:1G:363:A:C6	12:3A:28:PRO:HD2	2.47	0.50
1:1G:922:G:N3	1:1G:1398:A:H2	2.10	0.50
2:12:69:LEU:HD13	2:12:159:PRO:HG3	1.93	0.50
2:12:92:TYR:CZ	2:12:151:GLY:HA3	2.46	0.50
12:3A:5:ASN:O	12:3A:9:ARG:HG3	2.12	0.50
20:BA:47:GLY:HA2	20:BA:92:LEU:HD11	1.93	0.50
27:14:98:G:H5''	52:G5:3:LEU:HD12	1.92	0.50
27:14:403:U:H4'	27:14:404:C:O5'	2.12	0.50
27:14:443:A:H5''	27:14:444:C:OP1	2.12	0.50
27:14:1766:U:H3	27:14:1986:A:H61	1.60	0.50
27:14:1794:U:H2'	27:14:1795:C:C6	2.46	0.50
27:14:1878:G:H2'	27:14:1879:C:C6	2.46	0.50
27:14:2528:U:O2'	27:14:2530:A:OP1	2.27	0.50
37:15:15:LEU:O	37:15:16:ILE:HD13	2.11	0.50
38:25:24:VAL:HA	38:25:39:ILE:HG22	1.92	0.50
38:25:111:PHE:O	38:25:115:VAL:HG23	2.11	0.50
44:85:62:ILE:HD11	44:85:93:LYS:HE2	1.93	0.50
50:E5:36:ILE:HD11	50:E5:39:ARG:HG2	1.92	0.50

Continued on next page...

Continued from previous page...

Atom-1	Atom-2	Interatomic distance (Å)	Clash overlap (Å)
51:F5:20:ARG:HA	51:F5:33:LYS:O	2.11	0.50
55:J5:16:ARG:HG3	55:J5:17:ASP:N	2.26	0.50
1:13:160:A:H1'	1:13:344:A:H8	1.76	0.50
1:13:200:G:H2'	1:13:201:C:O4'	2.10	0.50
1:13:260:G:H2'	1:13:261:U:C6	2.47	0.50
1:13:510:A:P	65:13:1837:HOH:O	2.69	0.50
1:13:767:A:H2'	1:13:768:A:O4'	2.10	0.50
1:13:913:A:OP1	12:3I:43:LYS:NZ	2.33	0.50
1:13:1254:C:N4	10:1I:43:ARG:HH12	2.09	0.50
1:13:1497:G:C2'	1:13:1498:UR3:H5'	2.42	0.50
27:1H:1954:U:H5	27:1H:1992:A:N7	2.08	0.50
27:1H:2157:A:N3	27:1H:2182:G:H1'	2.27	0.50
32:31:67:GLN:HG3	32:31:67:GLN:O	2.10	0.50
32:31:123:LEU:CD1	32:31:192:LEU:HB3	2.40	0.50
37:58:41:ASP:OD1	37:58:41:ASP:N	2.40	0.50
1:1G:1028(A):C:O2	1:1G:1033:G:N2	2.36	0.50
1:1G:1325:C:H5'	21:1B:17:THR:HG21	1.92	0.50
1:1G:1347:G:N2	1:1G:1373:G:H2'	2.26	0.50
27:14:642:G:O2'	27:14:644:A:N7	2.45	0.50
27:14:839:U:H2'	27:14:840:C:C6	2.46	0.50
27:14:1414:G:H1	27:14:1588:C:H42	1.58	0.50
27:14:1425:G:H2'	27:14:1426:G:C8	2.46	0.50
27:14:2364:C:H2'	27:14:2365:G:O4'	2.11	0.50
27:14:2415:G:H4'	39:35:67:MET:N	2.26	0.50
27:14:2667:C:H1'	34:59:109:PHE:HD2	1.75	0.50
27:14:2873:A:O4'	41:55:6:SER:HB2	2.11	0.50
28:1J:12:C:O2'	50:E5:74:ARG:HG2	2.11	0.50
45:95:20:LEU:HB3	45:95:94:LEU:HB2	1.94	0.50
1:13:115:G:C2	1:13:313:A:C2	2.99	0.50
1:13:262:A:C6	1:13:263:A:C6	2.99	0.50
1:13:793:U:O4	1:13:1517:G:H8	1.94	0.50
2:1E:164:VAL:O	2:1E:186:ALA:HA	2.11	0.50
4:3E:52:SER:HG	4:3E:55:ALA:H	1.58	0.50
9:8E:56:LEU:C	9:8E:58:HIS:H	2.20	0.50
12:3I:4:ILE:HD13	12:3I:7:LEU:HD12	1.92	0.50
24:3K:64:A:H2'	24:3K:65:G:C4	2.46	0.50
27:1H:17:G:H2'	27:1H:18:C:C6	2.46	0.50
27:1H:253:C:H1'	27:1H:458:G:H1'	1.93	0.50
27:1H:906:U:OP2	50:I8:77:ARG:NH2	2.30	0.50
27:1H:1107:U:O2	27:1H:1135:A:H8	1.94	0.50
27:1H:1249:G:H3'	27:1H:1250:A:H5''	1.92	0.50

Continued on next page...

Continued from previous page...

Atom-1	Atom-2	Interatomic distance (Å)	Clash overlap (Å)
27:1H:1716:A:H61	27:1H:1724:A:H61	1.59	0.50
27:1H:1826:U:H2'	27:1H:1827:C:H6	1.77	0.50
27:1H:2139:G:O6	27:1H:2185:G:H5''	2.11	0.50
28:16:11:C:H3'	28:16:12:C:C6	2.47	0.50
31:21:116:VAL:HG21	31:21:138:PRO:HB3	1.94	0.50
33:41:173:LEU:HD22	33:41:178:PHE:CE1	2.46	0.50
1:1G:130:A:O2'	1:1G:131:C:P	2.69	0.50
1:1G:390:C:H2'	1:1G:391:G:C8	2.47	0.50
1:1G:474:G:H5'	16:7A:81:ARG:HG3	1.92	0.50
1:1G:501:C:H2'	1:1G:502:G:H8	1.77	0.50
1:1G:582:U:H2'	1:1G:583:A:C8	2.46	0.50
1:1G:626:U:C2	1:1G:627:G:C8	2.99	0.50
1:1G:636:U:H5'	17:8A:2:PRO:HG3	1.93	0.50
1:1G:1318:A:O2'	19:AA:37:ARG:HB3	2.11	0.50
1:1G:1321:C:N4	1:1G:1322:C:H41	2.10	0.50
2:12:21:ARG:HA	2:12:39:ILE:HA	1.93	0.50
13:4A:10:PRO:HG2	13:4A:45:VAL:HG11	1.93	0.50
15:6A:33:THR:HA	15:6A:63:ARG:HH11	1.76	0.50
20:BA:54:LYS:HA	20:BA:57:ARG:HH21	1.76	0.50
27:14:191:A:H2'	27:14:192:C:C6	2.47	0.50
27:14:1203:G:O2'	27:14:1242:A:N6	2.44	0.50
27:14:2056:G:C2	27:14:2057:A:C8	2.99	0.50
27:14:2108:C:H2'	27:14:2109:U:O4'	2.11	0.50
27:14:2303:G:H1	27:14:2313:C:N4	2.10	0.50
31:29:115:GLY:O	31:29:119:ARG:HB2	2.12	0.50
33:49:11:TYR:OH	33:49:32:PRO:O	2.28	0.50
43:75:111:ARG:C	43:75:113:LYS:N	2.67	0.50
45:95:87:HIS:CE1	45:95:89:GLN:HA	2.47	0.50
1:13:358:U:OP1	35:69:121:LYS:HE3	2.10	0.50
1:13:449:C:H2'	1:13:450:G:O4'	2.11	0.50
1:13:1037:C:H2'	1:13:1038:C:C5	2.46	0.50
1:13:1085:U:H3'	1:13:1086:U:H5	1.75	0.50
1:13:1427:U:H2'	1:13:1428:A:C8	2.46	0.50
2:1E:220:ASP:HA	2:1E:223:ILE:HG13	1.93	0.50
3:2E:68:VAL:HG12	3:2E:103:VAL:HA	1.93	0.50
24:3K:23:A:H2'	24:3K:24:G:C8	2.46	0.50
26:5K:56:C:H2'	26:5K:57:G:C8	2.46	0.50
27:1H:1094:G:H2'	27:1H:1157:G:N2	2.26	0.50
27:1H:2155:U:H3	29:71:8:ARG:HG3	1.77	0.50
27:1H:2590:A:O4'	55:N8:3:LYS:HB2	2.11	0.50
44:C8:92:ARG:HD2	45:D8:11:GLN:HB2	1.93	0.50

Continued on next page...

Continued from previous page...

Atom-1	Atom-2	Interatomic distance (Å)	Clash overlap (Å)
49:H8:95:PRO:HB2	49:H8:127:LYS:HG2	1.94	0.50
1:1G:273:A:H1'	17:8A:16:GLN:HE21	1.76	0.50
9:82:11:LYS:HG3	9:82:108:VAL:HG12	1.94	0.50
9:82:96:LEU:HD12	9:82:101:PHE:HB2	1.94	0.50
10:1A:40:LEU:O	10:1A:70:ARG:NH2	2.44	0.50
20:BA:73:HIS:ND1	20:BA:75:ASN:HB2	2.27	0.50
27:14:16:G:H2'	27:14:17:G:H8	1.76	0.50
27:14:654(C):G:H22	27:14:654(R):C:N4	2.08	0.50
27:14:896:A:C6	27:14:897:C:H1'	2.46	0.50
27:14:1085:A:H5'	27:14:1105:U:H1'	1.93	0.50
27:14:1210:A:H5'	27:14:1212:G:O4'	2.12	0.50
27:14:1276:A:HO2'	41:55:12:ARG:HH21	1.59	0.50
34:59:25:LYS:HG3	34:59:34:GLU:HG3	1.93	0.50
47:B5:21:PHE:HE2	47:B5:92:LEU:HB3	1.77	0.50
1:13:21:G:H2'	1:13:22:G:C8	2.46	0.50
1:13:45:U:H2'	1:13:46:G:C8	2.47	0.50
1:13:278:G:OP2	17:8I:92:ARG:NH1	2.44	0.50
1:13:607:A:H2'	1:13:608:A:O4'	2.12	0.50
1:13:881:G:P	12:3I:9:ARG:HH22	2.35	0.50
1:13:976:G:OP1	14:5I:32:SER:N	2.44	0.50
2:1E:24:TRP:HB2	2:1E:190:THR:HB	1.94	0.50
5:4E:12:LEU:HB3	5:4E:31:LEU:HB2	1.93	0.50
7:6E:15:ASP:OD1	7:6E:44:TYR:OH	2.29	0.50
23:2K:75:C:H5''	23:2K:76:A:OP2	2.12	0.50
27:1H:844:C:H2'	27:1H:845:C:C6	2.47	0.50
27:1H:1050:G:C2	27:1H:1200:C:C2	3.00	0.50
27:1H:1446:C:H5	65:1H:4294:HOH:O	1.94	0.50
27:1H:2695:U:H5''	31:21:11:MET:HB2	1.94	0.50
34:51:12:PRO:HG2	34:51:15:VAL:HG13	1.94	0.50
43:B8:51:ARG:HD3	43:B8:53:ARG:HB2	1.94	0.50
54:M8:58:ARG:HG2	54:M8:62:ARG:HB2	1.94	0.50
56:O8:10:LEU:HG	58:Q8:34:TRP:HD1	1.76	0.50
1:1G:360:A:H2'	1:1G:361:G:O4'	2.11	0.50
1:1G:1291:G:O2'	9:82:38:GLN:HB3	2.12	0.50
3:22:63:ASN:HB3	3:22:98:ASN:HB3	1.93	0.50
9:82:14:VAL:O	9:82:65:VAL:HG23	2.12	0.50
13:4A:49:THR:HB	13:4A:52:GLU:HG3	1.94	0.50
18:9A:37:VAL:O	18:9A:40:LEU:N	2.44	0.50
19:AA:32:LYS:HB3	19:AA:50:ALA:HB3	1.93	0.50
59:1L:2:C:H42	59:1L:72:C:H1'	1.77	0.50
27:14:243:U:OP2	58:M5:8:LYS:NZ	2.38	0.50

Continued on next page...

Continued from previous page...

Atom-1	Atom-2	Interatomic distance (Å)	Clash overlap (Å)
27:14:865:C:H4'	27:14:866:A:OP1	2.11	0.50
27:14:1846:G:H8	27:14:1846:G:H5''	1.77	0.50
27:14:2162:G:H2'	27:14:2163:C:C6	2.47	0.50
27:14:2256:G:C5	27:14:2257:U:C5	2.99	0.50
27:14:2493:U:H2'	27:14:2494:G:O4'	2.11	0.50
27:14:2685:G:O2'	27:14:2726:U:O4	2.18	0.50
27:14:2698:U:H2'	27:14:2699:C:C6	2.46	0.50
29:79:7:TYR:O	29:79:10:LEU:N	2.42	0.50
33:49:106:LEU:HD12	33:49:110:ALA:HB3	1.92	0.50
39:35:55:ARG:HG2	39:35:56:SER:N	2.21	0.50
40:45:132:VAL:HG12	40:45:134:ARG:H	1.75	0.50
51:F5:79:GLY:O	51:F5:80:LEU:HD13	2.11	0.50
1:13:60:A:P	1:13:60:A:H8	2.35	0.50
1:13:91:C:H2'	1:13:92:G:C8	2.47	0.50
1:13:1008:C:H42	1:13:1021:G:H22	1.60	0.50
8:7E:1:MET:HE2	8:7E:1:MET:N	2.27	0.50
10:1I:76:ASN:OD1	10:1I:78:ASN:HB2	2.11	0.50
24:3K:8:U:H1'	24:3K:48:C:C2	2.46	0.50
26:5K:19:G:H1'	28:16:0:A:N6	2.26	0.50
27:1H:2182:G:H2'	27:1H:2183:G:O4'	2.12	0.50
27:1H:2662:U:H2'	27:1H:2663:U:C6	2.46	0.50
27:1H:2779:A:H2	27:1H:2780:G:O4'	1.95	0.50
31:21:50:GLY:HA3	31:21:75:VAL:HG21	1.93	0.50
40:88:74:TYR:O	40:88:90:VAL:O	2.30	0.50
43:B8:43:GLN:O	43:B8:43:GLN:HG3	2.11	0.50
43:B8:87:ASP:OD1	43:B8:87:ASP:N	2.44	0.50
43:B8:108:ARG:O	43:B8:111:ARG:HG2	2.12	0.50
43:B8:123:GLN:C	43:B8:125:ARG:H	2.19	0.50
49:H8:118:GLN:HG2	49:H8:173:ALA:HB3	1.93	0.50
51:J8:83:GLU:HG2	51:J8:85:LEU:N	2.19	0.50
1:1G:6:G:O2'	1:1G:7:G:O5'	2.26	0.50
1:1G:109:A:H2'	1:1G:326:G:N2	2.26	0.50
1:1G:876:G:O5'	8:72:14:ARG:NH1	2.45	0.50
1:1G:1099:G:OP1	2:12:96:ARG:NH1	2.45	0.50
3:22:45:LYS:HG3	3:22:46:GLU:HG3	1.93	0.50
4:32:173:TRP:O	4:32:186:LEU:HB2	2.12	0.50
10:1A:78:ASN:C	10:1A:80:LYS:H	2.19	0.50
12:3A:79:VAL:O	12:3A:103:ASP:HB2	2.12	0.50
59:1L:16:U:H2'	59:1L:17:C:H5''	1.94	0.50
27:14:444:C:H4'	32:39:49:ALA:HB2	1.94	0.50
27:14:572:A:H2'	27:14:573:G:O4'	2.12	0.50

Continued on next page...

Continued from previous page...

Atom-1	Atom-2	Interatomic distance (Å)	Clash overlap (Å)
27:14:603:A:H1'	27:14:604:G:O4'	2.11	0.50
27:14:729:G:C6	30:19:208:LYS:HB2	2.46	0.50
27:14:792:G:O2'	27:14:2440:C:N3	2.39	0.50
27:14:833:U:H2'	27:14:834:C:C6	2.47	0.50
27:14:858:U:O2	27:14:2268:A:H2'	2.11	0.50
27:14:952:G:OP2	40:45:16:ARG:NH2	2.44	0.50
27:14:2750:A:H5''	27:14:2751:G:OP2	2.12	0.50
32:39:168:ARG:HA	32:39:175:THR:HG21	1.94	0.50
32:39:184:TYR:CE2	32:39:188:ARG:HD2	2.47	0.50
35:69:81:VAL:HG13	35:69:144:VAL:H	1.77	0.50
40:45:37:LEU:HD12	40:45:128:LYS:HB2	1.94	0.50
46:A5:64:MET:HG2	46:A5:109:GLU:HG3	1.93	0.50
1:13:918:A:H2'	1:13:919:A:C8	2.47	0.50
1:13:1024:G:H4'	1:13:1024:G:OP1	2.11	0.50
1:13:1076:C:OP1	2:1E:179:LYS:NZ	2.44	0.50
1:13:1106:G:H5''	3:2E:172:ARG:HG2	1.93	0.50
1:13:1167:A:H8	1:13:1167:A:OP1	1.94	0.50
2:1E:178:ARG:HH22	8:7E:68:ARG:NH2	2.08	0.50
8:7E:103:VAL:HG21	8:7E:110:ALA:HB2	1.93	0.50
8:7E:104:ARG:HD3	8:7E:138:TRP:CD1	2.47	0.50
13:4I:3:ARG:HH21	13:4I:9:ILE:HD11	1.76	0.50
14:5I:40:CYS:HB2	14:5I:43:CYS:HB2	1.94	0.50
20:BI:92:LEU:HD22	20:BI:96:GLY:HA2	1.94	0.50
24:3K:40:C:H2'	24:3K:41:C:H6	1.76	0.50
27:1H:511:C:H2'	27:1H:512:C:C6	2.46	0.50
27:1H:555:A:H8	27:1H:556:G:C6	2.29	0.50
27:1H:1478:U:H2'	27:1H:1479:C:C6	2.47	0.50
27:1H:1605:C:OP2	27:1H:1606:A:O2'	2.15	0.50
27:1H:2122:U:H3	27:1H:2213:G:H1	1.59	0.50
32:31:9:ILE:HD11	32:31:125:LEU:HG	1.94	0.50
32:31:124:LEU:HD12	32:31:125:LEU:N	2.27	0.50
32:31:180:GLY:O	32:31:181:LEU:C	2.55	0.50
33:41:83:ARG:N	33:41:86:MET:SD	2.84	0.50
40:88:14:ARG:HG2	40:88:41:TRP:CH2	2.46	0.50
40:88:72:LYS:HB3	40:88:94:VAL:HG23	1.94	0.50
48:G8:91:GLU:O	48:G8:93:GLY:N	2.45	0.50
55:N8:31:VAL:HB	55:N8:42:PRO:HD3	1.94	0.50
1:1G:97:U:H2'	1:1G:99:C:C6	2.46	0.50
1:1G:269:C:H2'	1:1G:270:A:C8	2.47	0.50
1:1G:1179:A:H2'	1:1G:1180:A:O4'	2.12	0.50
1:1G:1423:G:H2'	1:1G:1424:C:C6	2.47	0.50

Continued on next page...

Continued from previous page...

Atom-1	Atom-2	Interatomic distance (Å)	Clash overlap (Å)
3:22:119:ARG:NH2	3:22:137:ALA:HA	2.27	0.50
3:22:138:VAL:HG23	3:22:151:VAL:HG23	1.94	0.50
8:72:20:TYR:HE2	8:72:75:ARG:HD2	1.77	0.50
27:14:192:C:O2'	27:14:802:A:N3	2.35	0.50
27:14:483:A:O2'	48:C5:59:GLY:HA2	2.12	0.50
27:14:780:G:H21	27:14:783:A:H62	1.60	0.50
27:14:1018:C:H2'	27:14:1019:U:H6	1.77	0.50
27:14:1210:A:OP1	27:14:1211:U:O2'	2.26	0.50
27:14:2348:U:C2'	27:14:2349:G:H5''	2.38	0.50
27:14:2695:C:H2'	27:14:2696:U:C6	2.47	0.50
29:79:201:PRO:HD2	29:79:208:PHE:HE2	1.76	0.50
31:29:49:LEU:O	31:29:78:LEU:HD12	2.12	0.50
32:39:81:PRO:HB3	32:39:87:GLY:O	2.12	0.50
32:39:136:THR:HG22	32:39:166:ALA:O	2.11	0.50
44:85:100:VAL:C	44:85:102:GLU:H	2.20	0.50
54:I5:39:CYS:C	54:I5:41:PRO:HD3	2.37	0.50
1:13:376:G:O3'	16:7I:5:ARG:NH1	2.45	0.49
1:13:411:A:N3	1:13:413:G:O2'	2.40	0.49
2:1E:170:GLU:O	2:1E:174:VAL:HG23	2.12	0.49
24:3K:51:U:H2'	24:3K:52:G:C4	2.47	0.49
27:1H:412:U:H2'	27:1H:413:C:H6	1.77	0.49
27:1H:486:U:H2'	27:1H:487:A:C8	2.47	0.49
27:1H:2205:G:H2'	27:1H:2206:C:C6	2.47	0.49
31:21:116:VAL:HG13	31:21:122:PHE:CB	2.41	0.49
32:31:167:ALA:HB1	32:31:173:VAL:HG11	1.94	0.49
34:51:86:GLU:H	34:51:86:GLU:CD	2.20	0.49
39:78:39:LYS:HG3	39:78:45:LEU:HD21	1.93	0.49
42:A8:102:ALA:HB1	42:A8:112:PHE:HD2	1.77	0.49
1:1G:230:G:H2'	1:1G:231:G:O4'	2.12	0.49
1:1G:1256:A:N6	1:1G:1278:U:OP2	2.32	0.49
2:12:80:ILE:HG21	2:12:211:ILE:HG21	1.93	0.49
4:32:108:LEU:HB3	4:32:110:PHE:CE1	2.47	0.49
7:62:120:ILE:O	7:62:124:LEU:HB2	2.11	0.49
17:8A:94:ASN:O	17:8A:97:SER:OG	2.28	0.49
24:3L:37:MIA:H112	24:3L:38:A:H1'	1.94	0.49
27:14:260:G:O4'	27:14:621:A:H1'	2.12	0.49
27:14:451:C:H5'	65:14:3706:HOH:O	2.12	0.49
27:14:568:U:OP1	39:35:36:LYS:HE3	2.12	0.49
27:14:857:C:C2	27:14:858:U:C5	2.99	0.49
27:14:1022:G:O2'	27:14:1024:G:O6	2.29	0.49
27:14:1169:G:H2'	27:14:1170:G:O4'	2.12	0.49

Continued on next page...

Continued from previous page...

Atom-1	Atom-2	Interatomic distance (Å)	Clash overlap (Å)
27:14:1239:G:H2'	27:14:1240:U:O4'	2.11	0.49
27:14:2210:G:H2'	27:14:2210:G:N3	2.26	0.49
27:14:2790:A:H4'	27:14:2791:C:O5'	2.12	0.49
27:14:2843:G:H1	27:14:2874:C:H42	1.59	0.49
29:79:43:VAL:HG22	29:79:214:VAL:HG13	1.94	0.49
32:39:155:LEU:HD23	32:39:186:ILE:HG12	1.93	0.49
37:15:129:PRO:O	37:15:131:GLN:N	2.45	0.49
42:65:26:LEU:HD12	42:65:39:ILE:HD11	1.93	0.49
43:75:7:ILE:O	43:75:10:VAL:HG22	2.11	0.49
48:C5:43:ASN:O	48:C5:64:GLU:HA	2.11	0.49
1:13:113:G:H2'	1:13:114:U:C6	2.47	0.49
1:13:421:U:O4	3:2E:127:ARG:NH1	2.45	0.49
1:13:642:A:H2'	1:13:643:C:C6	2.47	0.49
1:13:663:A:H2'	1:13:664:G:O4'	2.12	0.49
6:5E:82:ARG:HB2	6:5E:85:VAL:HG23	1.93	0.49
9:8E:49:PRO:HD3	9:8E:78:LYS:HG3	1.94	0.49
13:4I:40:ASN:HB3	13:4I:43:THR:HG23	1.94	0.49
18:9I:53:ARG:HG2	18:9I:58:LEU:O	2.12	0.49
27:1H:53:G:O2'	57:P8:35:ARG:HD3	2.11	0.49
27:1H:144:C:H2'	27:1H:145:G:C8	2.47	0.49
27:1H:556:G:O4'	27:1H:556:G:N3	2.41	0.49
27:1H:867:A:OP2	27:1H:1233:G:N2	2.41	0.49
27:1H:1726:G:N2	27:1H:2012:G:H1	2.09	0.49
27:1H:2667:A:H8	27:1H:2667:A:OP1	1.94	0.49
27:1H:2754:A:C6	27:1H:2778:A:C8	2.99	0.49
38:68:2:ILE:HG23	38:68:6:THR:HB	1.95	0.49
41:98:10:LEU:O	41:98:12:ARG:HG3	2.12	0.49
43:B8:118:ARG:NH2	43:B8:121:ILE:HG21	2.27	0.49
1:1G:123:C:OP1	1:1G:312:C:H5'	2.12	0.49
1:1G:728:A:N1	1:1G:729:A:C6	2.80	0.49
1:1G:938:A:H2'	1:1G:939:G:O4'	2.11	0.49
2:12:22:LYS:NZ	2:12:40:HIS:ND1	2.60	0.49
3:22:64:VAL:HG22	3:22:65:ALA:H	1.76	0.49
6:52:13:ASN:OD1	6:52:13:ASN:N	2.43	0.49
6:52:79:LEU:O	6:52:85:VAL:HG11	2.12	0.49
8:72:12:ARG:NH1	8:72:25:ASP:O	2.44	0.49
8:72:86:ILE:HG21	8:72:133:LEU:HD22	1.94	0.49
11:2A:20:TYR:HB2	11:2A:31:THR:HG22	1.94	0.49
14:5A:3:ARG:HD2	14:5A:6:LEU:HD12	1.94	0.49
17:8A:4:LYS:N	17:8A:61:GLU:OE2	2.34	0.49
19:AA:9:VAL:H	54:I5:69:LYS:HD2	1.77	0.49

Continued on next page...

Continued from previous page...

Atom-1	Atom-2	Interatomic distance (Å)	Clash overlap (Å)
27:14:250:G:H2'	27:14:251:A:C8	2.47	0.49
27:14:736:C:H42	27:14:760:G:H1	1.60	0.49
27:14:857:C:H2'	27:14:858:U:C6	2.48	0.49
27:14:2789:C:H2'	27:14:2790:A:C8	2.47	0.49
27:14:2815:C:H2'	27:14:2816:C:H6	1.75	0.49
28:1J:100:G:H2'	28:1J:101:A:H8	1.76	0.49
30:19:53:PHE:CD1	30:19:220:HIS:HA	2.47	0.49
32:39:129:PHE:C	32:39:131:GLY:H	2.19	0.49
35:69:83:ALA:HB1	35:69:89:TYR:CD1	2.47	0.49
39:35:64:LYS:HE3	58:M5:12:LYS:HD3	1.95	0.49
41:55:80:PHE:O	41:55:84:ALA:HB3	2.12	0.49
42:65:9:ARG:O	42:65:12:PHE:N	2.43	0.49
49:D5:102:LEU:HG	49:D5:122:ARG:O	2.12	0.49
49:D5:125:LEU:HG	49:D5:164:ALA:HB3	1.94	0.49
1:13:372:C:HO2'	1:13:373:A:P	2.35	0.49
1:13:407:G:OP1	4:3E:115:ARG:NH1	2.44	0.49
1:13:837:G:H1	1:13:849:C:N4	2.09	0.49
1:13:1262:C:H2'	1:13:1263:C:C6	2.48	0.49
4:3E:57:ARG:HB2	4:3E:57:ARG:HH11	1.77	0.49
9:8E:46:ALA:HB2	9:8E:74:ILE:HG23	1.94	0.49
19:AI:30:LEU:HD22	19:AI:30:LEU:H	1.76	0.49
19:AI:64:GLU:O	19:AI:67:VAL:HG23	2.13	0.49
27:1H:557:C:OP1	27:1H:585:G:N2	2.45	0.49
27:1H:784:C:H42	27:1H:808:G:H1	1.59	0.49
27:1H:1100:C:H5'	27:1H:1101:A:OP2	2.12	0.49
27:1H:1939:A:H2'	27:1H:1940:PSU:O4'	2.12	0.49
27:1H:2300:A:O2'	27:1H:2301:A:H5''	2.12	0.49
27:1H:2457:G:OP1	32:31:67:GLN:NE2	2.43	0.49
38:68:98:VAL:HG13	38:68:117:LEU:CB	2.42	0.49
39:78:126:VAL:HA	39:78:145:PRO:HD2	1.93	0.49
41:98:117:VAL:HG13	41:98:118:GLU:N	2.26	0.49
44:C8:19:LYS:C	44:C8:21:ALA:H	2.20	0.49
47:F8:31:HIS:HE1	47:F8:33:LYS:HB2	1.75	0.49
47:F8:32:PRO:O	47:F8:77:LYS:NZ	2.42	0.49
54:M8:46:GLN:NE2	54:M8:48:ARG:HG2	2.27	0.49
1:1G:109:A:C6	1:1G:326:G:C6	3.00	0.49
1:1G:201:C:O2'	1:1G:208:U:O5'	2.21	0.49
1:1G:303:A:O2'	1:1G:555:C:O2'	2.27	0.49
1:1G:737:A:H5'	6:52:90:VAL:O	2.13	0.49
1:1G:1186:G:N2	14:5A:61:TRP:O	2.34	0.49
1:1G:1399:C:H4'	1:1G:1400:5MC:O5'	2.10	0.49

Continued on next page...

Continued from previous page...

Atom-1	Atom-2	Interatomic distance (Å)	Clash overlap (Å)
10:1A:22:LYS:HD2	10:1A:26:ALA:HB2	1.94	0.49
17:8A:81:ARG:HE	17:8A:84:LEU:HD21	1.78	0.49
19:AA:51:VAL:O	19:AA:58:VAL:HG22	2.11	0.49
59:1L:42:C:H2'	59:1L:43:C:C6	2.48	0.49
27:14:144:C:H5'	47:B5:2:LYS:HD2	1.94	0.49
27:14:937:U:H2'	27:14:938:G:O4'	2.12	0.49
27:14:1151:G:N2	27:14:1152:C:O2	2.45	0.49
27:14:1152:C:H5'	44:85:80:ILE:HG21	1.94	0.49
27:14:1652:A:O2'	27:14:1653:G:H5'	2.12	0.49
28:1J:42:C:O2'	33:49:67:LYS:O	2.20	0.49
29:79:213:TYR:HA	29:79:222:VAL:O	2.13	0.49
32:39:78:ILE:HA	32:39:83:PHE:CD2	2.47	0.49
35:69:124:GLY:N	35:69:142:VAL:HG21	2.27	0.49
38:25:102:VAL:HB	38:25:106:LEU:HD12	1.94	0.49
46:A5:33:ARG:NE	46:A5:52:GLU:OE1	2.33	0.49
46:A5:75:TYR:CZ	46:A5:104:THR:HG21	2.46	0.49
1:13:728:A:O5'	1:13:728:A:H8	1.95	0.49
1:13:1015:A:H8	1:13:1015:A:O5'	1.95	0.49
1:13:1034:G:H2'	1:13:1035:A:C8	2.46	0.49
1:13:1129:C:H4'	9:8E:16:ARG:HH12	1.77	0.49
2:1E:53:ARG:NH2	2:1E:199:TYR:HA	2.26	0.49
26:5K:19:G:H5''	26:5K:60:U:O4	2.12	0.49
27:1H:237:G:OP1	27:1H:416:G:N2	2.38	0.49
27:1H:737:A:N3	27:1H:827:U:O2'	2.45	0.49
27:1H:1058:G:OP1	44:C8:75:ASN:HB3	2.12	0.49
27:1H:2374:A:OP2	58:Q8:26:LYS:NZ	2.44	0.49
27:1H:2481:G:O2'	27:1H:2482:A:O5'	2.30	0.49
39:78:92:GLU:HG2	39:78:121:LYS:HD2	1.94	0.49
47:F8:60:ARG:HH22	57:P8:47:ARG:HH21	1.60	0.49
50:I8:63:VAL:HG23	50:I8:64:ASP:O	2.12	0.49
1:1G:6:G:H4'	1:1G:298:A:H4'	1.95	0.49
1:1G:32:A:H3'	1:1G:33:A:H8	1.78	0.49
1:1G:273:A:H1'	17:8A:16:GLN:NE2	2.27	0.49
1:1G:677:U:H1'	11:2A:119:CYS:SG	2.52	0.49
1:1G:1022:G:C6	1:1G:1023:G:C8	3.01	0.49
1:1G:1096:C:HO2'	1:1G:1170:A:HO2'	1.48	0.49
1:1G:1228:C:H2'	1:1G:1229:A:C8	2.46	0.49
2:12:134:GLU:O	2:12:138:LEU:HG	2.12	0.49
3:22:95:THR:HG22	3:22:97:LYS:HG2	1.94	0.49
9:82:42:ARG:NH1	9:82:75:ASP:OD1	2.32	0.49
20:BA:56:MET:HG3	20:BA:88:VAL:HG21	1.95	0.49

Continued on next page...

Continued from previous page...

Atom-1	Atom-2	Interatomic distance (Å)	Clash overlap (Å)
27:14:92:G:H8	27:14:92:G:O5'	1.95	0.49
27:14:363(A):A:H2'	27:14:363(B):G:H5''	1.93	0.49
27:14:1915:5MU:H2'	27:14:1916:A:O4'	2.11	0.49
27:14:2175:C:H1'	29:79:218:MET:HA	1.94	0.49
27:14:2179:C:O4'	29:79:168:THR:HB	2.12	0.49
29:79:49:ILE:HB	29:79:56:GLN:HB3	1.93	0.49
32:39:187:VAL:HG13	39:35:1:MET:O	2.13	0.49
35:69:93:THR:O	35:69:97:ILE:HG13	2.12	0.49
35:69:142:VAL:HG23	35:69:143:SER:H	1.78	0.49
50:E5:48:GLY:H	50:E5:51:VAL:HB	1.78	0.49
53:H5:19:GLN:HE22	53:H5:52:HIS:CE1	2.30	0.49
1:13:300:A:H1'	1:13:565:U:O2	2.13	0.49
1:13:372:C:H42	1:13:389:A:H62	1.61	0.49
1:13:562:C:C2	12:3I:13:GLU:HG2	2.48	0.49
1:13:1066:C:H2'	1:13:1067:A:C8	2.47	0.49
3:2E:70:VAL:O	3:2E:106:VAL:N	2.45	0.49
6:5E:80:ARG:HA	6:5E:85:VAL:HG11	1.95	0.49
22:1K:18:G:H5'	22:1K:58:A:C2	2.48	0.49
27:1H:823:G:O5'	27:1H:825:A:H1'	2.13	0.49
27:1H:903:G:O2'	50:I8:27:GLU:OE2	2.24	0.49
27:1H:966:G:H4'	28:16:81:G:H4'	1.95	0.49
27:1H:1147:C:H2'	27:1H:1148:U:C6	2.47	0.49
27:1H:1224:C:H2'	27:1H:1225:C:C6	2.48	0.49
27:1H:1463:G:O2'	27:1H:1464:C:P	2.71	0.49
27:1H:1541:A:H2'	27:1H:1542:A:C8	2.47	0.49
27:1H:1818:A:C2	27:1H:2619:C:H1'	2.47	0.49
34:51:170:ARG:C	34:51:171:LEU:HG	2.37	0.49
50:I8:35:ASN:ND2	50:I8:35:ASN:H	2.10	0.49
1:1G:509:A:H5''	4:32:55:ALA:HB2	1.94	0.49
1:1G:593:G:H2'	1:1G:594:G:O4'	2.13	0.49
1:1G:714:G:H2'	1:1G:715:A:C8	2.47	0.49
1:1G:1198:G:H2'	1:1G:1199:U:C6	2.47	0.49
1:1G:1343:G:H2'	1:1G:1344:C:C6	2.47	0.49
1:1G:1535:C:H2'	1:1G:1536:C:O4'	2.13	0.49
9:82:114:TYR:HE1	10:1A:59:SER:HA	1.78	0.49
14:5A:6:LEU:HD13	14:5A:23:ARG:HH22	1.76	0.49
15:6A:8:LYS:O	15:6A:12:ILE:HG13	2.11	0.49
16:7A:43:LYS:HA	16:7A:48:TRP:CD1	2.48	0.49
27:14:315:G:H2'	27:14:316:C:H6	1.78	0.49
27:14:581:C:H2'	27:14:582:G:C8	2.47	0.49
27:14:1057:A:C2	27:14:1058:U:H1'	2.48	0.49

Continued on next page...

Continued from previous page...

Atom-1	Atom-2	Interatomic distance (Å)	Clash overlap (Å)
27:14:1955:U:O2'	27:14:1956:U:H5'	2.13	0.49
27:14:2478:A:H3'	27:14:2479:G:C8	2.47	0.49
27:14:2694:G:C6	27:14:2695:C:C4	2.99	0.49
29:79:41:VAL:HB	29:79:175:VAL:HG22	1.94	0.49
31:29:179:GLU:HB3	31:29:181:LEU:HD22	1.95	0.49
34:59:42:ARG:HG2	34:59:43:VAL:N	2.26	0.49
41:55:72:ASP:OD2	41:55:75:LEU:HB2	2.13	0.49
44:85:58:ARG:HA	44:85:61:TRP:CE3	2.47	0.49
1:13:5:U:C2	4:3E:86:LYS:HE3	2.48	0.49
1:13:726:C:H2'	1:13:727:G:H8	1.78	0.49
1:13:1126:U:O2'	1:13:1281:U:O4'	2.31	0.49
1:13:1332:A:C2	1:13:1333:A:C4	3.01	0.49
2:1E:76:GLN:O	2:1E:208:ILE:HG12	2.12	0.49
2:1E:82:ARG:NH2	2:1E:150:SER:OG	2.45	0.49
3:2E:122:GLU:O	3:2E:126:ARG:HG2	2.12	0.49
6:5E:98:LEU:HA	18:9I:29:PHE:O	2.12	0.49
13:4I:47:ASP:OD1	13:4I:47:ASP:N	2.41	0.49
20:BI:50:GLU:HG3	20:BI:100:ILE:HB	1.93	0.49
27:1H:138:G:N3	27:1H:140:A:N1	2.60	0.49
27:1H:161:G:H2'	27:1H:162:C:O4'	2.13	0.49
27:1H:345:A:H2'	32:31:136:THR:HG21	1.95	0.49
27:1H:355:A:O2'	27:1H:356:A:H8	1.94	0.49
27:1H:1050:G:N2	27:1H:1200:C:C2	2.81	0.49
27:1H:2028:A:H5''	65:1H:3705:HOH:O	2.13	0.49
33:41:97:ASP:HA	33:41:100:TRP:HB2	1.93	0.49
39:78:99:LEU:HD13	39:78:102:ARG:HE	1.77	0.49
45:D8:98:GLU:OE2	45:D8:100:ARG:NH1	2.46	0.49
49:H8:53:ILE:HA	49:H8:71:VAL:HG13	1.94	0.49
1:1G:272:C:H2'	1:1G:273:A:C8	2.47	0.49
4:32:141:ARG:NH2	65:32:402:HOH:O	2.46	0.49
15:6A:6:GLU:HA	15:6A:9:GLN:HG2	1.95	0.49
19:AA:43:GLU:HG3	19:AA:43:GLU:O	2.12	0.49
27:14:324:A:C2	27:14:325:G:H1'	2.48	0.49
27:14:1297:C:H2'	27:14:1298:C:C6	2.48	0.49
27:14:1358:G:N1	27:14:1372:U:OP2	2.29	0.49
27:14:2075:U:H2'	27:14:2238:G:N2	2.27	0.49
27:14:2126:A:O2'	27:14:2127:G:H5''	2.12	0.49
27:14:2547:U:O2	38:25:23:ARG:NH2	2.46	0.49
27:14:2880:C:H1'	41:55:92:GLY:HA3	1.95	0.49
28:1J:50:G:OP1	42:65:62:LYS:HB2	2.12	0.49
29:79:186:ALA:HB1	29:79:190:ARG:NH2	2.28	0.49

Continued on next page...

Continued from previous page...

Atom-1	Atom-2	Interatomic distance (Å)	Clash overlap (Å)
37:15:96:GLU:H	37:15:96:GLU:CD	2.19	0.49
54:I5:26:SER:OG	54:I5:27:THR:N	2.44	0.49
56:K5:33:LYS:NZ	56:K5:36:LEU:HD12	2.28	0.49
1:13:102:G:C6	1:13:103:C:C4	3.00	0.49
1:13:147:G:H1	1:13:175:C:H42	1.60	0.49
1:13:1342:C:O2'	9:8E:124:GLN:HG2	2.13	0.49
1:13:1350:A:C6	1:13:1351:U:C4	3.00	0.49
4:3E:155:LEU:O	4:3E:159:ARG:HG2	2.13	0.49
4:3E:169:LYS:NZ	6:52:25:ILE:HD11	2.27	0.49
5:4E:94:ALA:HB2	5:4E:119:LEU:HG	1.93	0.49
22:1K:16:U:O2'	22:1K:17:C:H5''	2.13	0.49
27:1H:97:G:H5''	52:K8:3:LEU:HB2	1.94	0.49
27:1H:766:A:H3'	27:1H:767:C:H6	1.76	0.49
27:1H:773:G:C6	27:1H:774:G:N1	2.81	0.49
27:1H:1133:A:H61	36:38:41:ARG:HE	1.60	0.49
27:1H:1387:U:H4'	27:1H:1388:U:OP2	2.13	0.49
27:1H:1975:A:C6	27:1H:1976:A:C6	3.00	0.49
27:1H:2169:C:H4'	27:1H:2170:G:C8	2.48	0.49
27:1H:2543:A:N7	34:51:172:LYS:HE3	2.27	0.49
30:11:102:LYS:C	30:11:103:ARG:HG2	2.38	0.49
31:21:47:VAL:HG11	31:21:86:PRO:HD2	1.95	0.49
33:41:49:ASP:OD1	33:41:51:ARG:HG3	2.13	0.49
42:A8:87:PHE:CE1	42:A8:102:ALA:HB2	2.47	0.49
1:1G:663:A:H5'	1:1G:836:G:OP1	2.13	0.49
1:1G:827:U:H5''	1:1G:828:A:OP2	2.12	0.49
1:1G:1211:U:O2'	1:1G:1213:A:N3	2.39	0.49
1:1G:1534:A:H2'	1:1G:1535:C:C6	2.46	0.49
3:22:150:LYS:HE2	3:22:152:ILE:HD11	1.94	0.49
7:62:14:PRO:HG3	7:62:21:VAL:HG13	1.94	0.49
9:82:47:LEU:H	9:82:47:LEU:HD12	1.77	0.49
18:9A:41:LYS:C	18:9A:43:PHE:H	2.20	0.49
59:1L:9:A:O2'	59:1L:46:G:N3	2.41	0.49
27:14:953:A:OP2	40:45:16:ARG:NH1	2.45	0.49
27:14:2578:G:H1'	31:29:139:GLY:HA2	1.95	0.49
27:14:2854:G:C2	27:14:2864:G:C2	3.00	0.49
43:75:88:ILE:HG12	43:75:91:ARG:CZ	2.43	0.49
1:13:119:A:H4'	1:13:120:A:O5'	2.13	0.49
1:13:254:G:OP1	17:8I:67:LYS:O	2.31	0.49
16:7I:71:ARG:O	16:7I:74:LEU:N	2.42	0.49
22:1K:9:A:N6	22:1K:22:G:N7	2.61	0.49
23:2K:19:G:N2	23:2K:57:G:H1'	2.28	0.49

Continued on next page...

Continued from previous page...

Atom-1	Atom-2	Interatomic distance (Å)	Clash overlap (Å)
27:1H:234:A:O3'	39:78:74:GLU:HB3	2.13	0.49
27:1H:368:C:H5'	27:1H:369:G:OP2	2.13	0.49
27:1H:580:G:H2'	27:1H:581:U:H6	1.78	0.49
27:1H:589:C:H4'	27:1H:1300:A:C6	2.47	0.49
27:1H:1757:U:H2'	27:1H:1758:C:C6	2.48	0.49
27:1H:2148:G:H1	27:1H:2195:U:P	2.36	0.49
27:1H:2270:U:O2'	27:1H:2271:C:H5'	2.12	0.49
34:51:130:ARG:HH11	34:51:130:ARG:HB3	1.77	0.49
37:58:22:THR:HG22	37:58:23:LEU:N	2.28	0.49
38:68:68:GLU:OE2	38:68:78:ARG:NH1	2.46	0.49
1:1G:559:A:OP1	5:42:126:ARG:NH2	2.46	0.49
1:1G:727:G:N2	1:1G:730:G:OP2	2.43	0.49
1:1G:756:C:H2'	1:1G:757:U:O4'	2.13	0.49
1:1G:1122:U:O4	1:1G:1123:A:N6	2.45	0.49
1:1G:1513:A:H2'	1:1G:1514:C:H6	1.75	0.49
5:42:48:ALA:HB2	5:42:57:LYS:HD3	1.95	0.49
15:6A:62:GLN:O	15:6A:66:LEU:HD22	2.13	0.49
16:7A:53:VAL:HG23	16:7A:79:VAL:HG13	1.94	0.49
27:14:966:G:C6	27:14:967:C:N4	2.81	0.49
27:14:1154:G:OP2	44:85:58:ARG:NH1	2.46	0.49
27:14:1331:A:O2'	27:14:1332:G:H8	1.95	0.49
27:14:1797:C:O2'	30:19:259:THR:OG1	2.30	0.49
27:14:1897:G:H2'	27:14:1898:U:O4'	2.12	0.49
27:14:1962:5MC:O2'	27:14:1964:G:OP2	2.31	0.49
27:14:2392:A:H2	27:14:2424:C:N4	2.10	0.49
27:14:2820:A:P	41:55:2:ARG:HH12	2.35	0.49
28:1J:28:C:H2'	28:1J:29:A:C8	2.46	0.49
40:45:45:GLN:H	40:45:45:GLN:HG2	1.39	0.49
41:55:67:LEU:HD13	41:55:76:VAL:HG21	1.95	0.49
56:K5:39:TYR:O	56:K5:46:HIS:HA	2.13	0.49
1:13:1461:G:H2'	1:13:1462:G:O4'	2.12	0.49
1:13:1540:U:O2	25:4K:33:G:N2	2.45	0.49
2:1E:69:LEU:HA	2:1E:91:PRO:HG2	1.93	0.49
2:1E:237:ALA:O	2:1E:239:VAL:HG23	2.13	0.49
7:6E:121:ALA:O	7:6E:125:MET:HG3	2.12	0.49
13:4I:37:THR:O	13:4I:55:ARG:NH2	2.23	0.49
18:9I:18:ARG:O	18:9I:19:LYS:HG2	2.13	0.49
27:1H:125:A:H5''	27:1H:126:C:C6	2.48	0.49
27:1H:268:C:H42	27:1H:278:G:H1	1.59	0.49
27:1H:1463:G:O2'	27:1H:1464:C:H6	1.96	0.49
27:1H:1615:A:H5'	30:11:58:HIS:CG	2.47	0.49

Continued on next page...

Continued from previous page...

Atom-1	Atom-2	Interatomic distance (Å)	Clash overlap (Å)
27:1H:1829:C:O2'	30:11:259:THR:OG1	2.27	0.49
29:71:216:THR:OG1	29:71:217:THR:N	2.46	0.49
30:11:122:ASP:CG	30:11:123:ALA:H	2.20	0.49
38:68:69:ILE:H	38:68:69:ILE:HD12	1.77	0.49
39:78:71:VAL:O	39:78:72:PRO:C	2.56	0.49
41:98:53:HIS:HB2	41:98:94:TYR:HE2	1.78	0.49
50:I8:11:ARG:HB2	50:I8:11:ARG:HH11	1.78	0.49
52:K8:44:LEU:C	52:K8:46:GLN:N	2.63	0.49
1:1G:46:G:H2'	1:1G:366:C:C5	2.48	0.49
1:1G:693:G:H2'	1:1G:694:A:C8	2.47	0.49
1:1G:1014:A:H2	1:1G:1219:U:H1'	1.77	0.49
1:1G:1181:G:O2'	1:1G:1184:G:H5'	2.13	0.49
1:1G:1315:U:H2'	1:1G:1316:G:O4'	2.13	0.49
14:5A:24:CYS:SG	14:5A:25:VAL:N	2.86	0.49
14:5A:40:CYS:O	14:5A:44:LEU:HB3	2.12	0.49
14:5A:47:LEU:O	14:5A:50:LYS:N	2.46	0.49
17:8A:58:GLU:HB3	17:8A:74:LEU:HB3	1.93	0.49
27:14:120:U:H4'	27:14:121:G:H5''	1.93	0.49
27:14:362:U:O2'	65:14:3551:HOH:O	2.20	0.49
27:14:419:C:H2'	27:14:420:C:O4'	2.12	0.49
27:14:774:A:H2	27:14:787:U:HO2'	1.58	0.49
27:14:869:G:O2'	27:14:870:A:H5'	2.13	0.49
27:14:1169:G:C5	27:14:1170:G:C8	3.00	0.49
34:59:153:LYS:HB2	34:59:154:PRO:HD2	1.95	0.49
38:25:35:VAL:HG11	38:25:103:ALA:HB3	1.94	0.49
38:25:64:ARG:NH1	38:25:81:ASP:OD1	2.45	0.49
49:D5:4:ARG:HA	49:D5:58:VAL:HB	1.93	0.49
50:E5:48:GLY:HA3	50:E5:80:HIS:ND1	2.27	0.49
1:13:521:G:H4'	12:3I:70:GLU:HG3	1.94	0.49
1:13:807:A:H2'	1:13:808:C:C6	2.48	0.49
9:8E:5:TYR:HA	9:8E:17:VAL:O	2.13	0.49
20:BI:45:GLN:HA	20:BI:91:LEU:HD22	1.94	0.49
24:3K:1:G:C6	24:3K:72:C:N4	2.80	0.49
27:1H:140:A:C8	27:1H:1455:C:H1'	2.48	0.49
27:1H:517:G:H2'	27:1H:518:A:C8	2.47	0.49
27:1H:1043:A:H4'	44:C8:92:ARG:NE	2.23	0.49
27:1H:1075:A:N3	27:1H:2499:G:O2'	2.39	0.49
27:1H:2079:G:O2'	55:N8:8:LYS:HD2	2.13	0.49
34:51:83:TYR:HD2	34:51:132:ARG:HH22	1.61	0.49
40:88:25:ASP:HA	40:88:100:GLY:O	2.12	0.49
42:A8:24:LEU:HD12	42:A8:41:ASP:HB2	1.95	0.49

Continued on next page...

Continued from previous page...

Atom-1	Atom-2	Interatomic distance (Å)	Clash overlap (Å)
43:B8:96:ARG:CZ	43:B8:96:ARG:HB3	2.43	0.49
46:E8:106:ILE:HG13	46:E8:106:ILE:O	2.13	0.49
50:I8:51:VAL:N	50:I8:62:LEU:HD12	2.27	0.49
1:1G:1152:A:H5'	10:1A:13:HIS:CD2	2.41	0.49
1:1G:1390:U:H2'	1:1G:1391:U:C6	2.48	0.49
2:12:17:PHE:CE2	2:12:44:LEU:HB3	2.47	0.49
2:12:212:GLN:O	2:12:216:SER:N	2.30	0.49
4:32:203:VAL:O	4:32:206:PHE:HB3	2.12	0.49
6:52:3:ARG:HB3	6:52:3:ARG:CZ	2.43	0.49
10:1A:31:GLY:O	10:1A:78:ASN:ND2	2.45	0.49
12:3A:72:HIS:CD2	12:3A:74:LEU:HB2	2.48	0.49
12:3A:75:GLN:O	12:3A:78:SER:OG	2.31	0.49
59:1L:12:U:H3	59:1L:24:G:H1	1.60	0.49
27:14:141:A:N6	27:14:1595:G:O2'	2.46	0.49
27:14:464:U:H2'	27:14:465:G:O4'	2.13	0.49
27:14:657:U:H2'	27:14:658:C:C6	2.47	0.49
27:14:910:A:C5	40:45:13:GLN:HG3	2.48	0.49
27:14:1310:G:OP2	57:L5:9:ARG:HD2	2.13	0.49
27:14:1640:C:H2'	27:14:1641:A:O4'	2.12	0.49
27:14:2419:U:O5'	58:M5:33:ASN:HB2	2.13	0.49
27:14:2770:G:H5''	27:14:2771:C:OP2	2.12	0.49
34:59:46:GLU:HB3	34:59:49:VAL:HG23	1.94	0.49
35:69:98:ALA:HA	35:69:109:ILE:HD11	1.95	0.49
41:55:100:LEU:HD21	41:55:113:LEU:HD22	1.95	0.49
58:M5:17:THR:O	58:M5:20:GLY:N	2.46	0.49
1:13:130:A:C8	17:8I:63:ARG:HG3	2.48	0.48
1:13:186(C):G:H2'	1:13:186(D):C:O4'	2.13	0.48
1:13:413:G:H2'	1:13:428:G:H22	1.78	0.48
1:13:626:U:C2	1:13:627:G:C8	3.01	0.48
1:13:1073:U:H3	1:13:1102:A:N6	2.11	0.48
1:13:1080:A:H5''	1:13:1081:G:OP2	2.13	0.48
4:3E:13:ARG:HA	4:3E:33:MET:HE3	1.95	0.48
8:7E:49:GLU:HG3	8:7E:60:ARG:HB2	1.95	0.48
23:2K:19:G:O6	33:41:83:ARG:NH2	2.39	0.48
24:3K:50:U:H2'	24:3K:51:U:O4'	2.12	0.48
25:4K:32:A:H2'	25:4K:33:G:O4'	2.12	0.48
27:1H:231:A:O4'	27:1H:233:U:C6	2.66	0.48
27:1H:1031:A:H5''	27:1H:1032:C:H5	1.77	0.48
27:1H:2128:C:H2'	27:1H:2129:G:C8	2.48	0.48
27:1H:2189:G:N2	27:1H:2194:A:H62	2.11	0.48
27:1H:2732:G:O2'	27:1H:2858:U:OP1	2.30	0.48

Continued on next page...

Continued from previous page...

Atom-1	Atom-2	Interatomic distance (Å)	Clash overlap (Å)
27:1H:2764:A:H4'	27:1H:2765:G:OP2	2.13	0.48
28:16:41:U:N3	33:41:70:VAL:O	2.45	0.48
30:11:8:PRO:HB3	30:11:14:ARG:HG2	1.95	0.48
31:21:115:GLY:O	31:21:119:ARG:HB2	2.13	0.48
32:31:34:TRP:CE2	39:78:8:PRO:HD3	2.48	0.48
33:41:16:ARG:HB3	33:41:17:PRO:HD3	1.95	0.48
35:61:73:GLU:HG3	35:61:136:VAL:HG23	1.95	0.48
37:58:57:ALA:O	37:58:60:ILE:HD12	2.12	0.48
38:68:36:GLY:HA3	38:68:109:LYS:HG3	1.95	0.48
40:88:29:PHE:N	40:88:105:GLU:OE2	2.44	0.48
40:88:111:GLU:OE1	40:88:133:ARG:NH2	2.46	0.48
51:J8:87:PRO:O	51:J8:88:LYS:C	2.56	0.48
1:1G:155:C:N4	1:1G:166:G:H1	2.11	0.48
1:1G:502:G:H2'	1:1G:503:C:O4'	2.13	0.48
1:1G:525:C:OP1	12:3A:88:LYS:HG3	2.13	0.48
1:1G:625:G:H2'	1:1G:626:U:H6	1.78	0.48
1:1G:741:G:H2'	1:1G:742:G:O4'	2.13	0.48
1:1G:997:U:H2'	1:1G:998:G:C8	2.48	0.48
1:1G:1233:G:H2'	1:1G:1234:C:C6	2.48	0.48
1:1G:1243:C:H42	1:1G:1294:G:H1	1.60	0.48
17:8A:10:VAL:HG13	17:8A:19:VAL:HB	1.94	0.48
59:1L:28:G:H2'	59:1L:29:G:C8	2.48	0.48
24:3L:65:G:P	24:3L:65:G:H8	2.36	0.48
27:14:304:G:H2'	27:14:305:U:C6	2.48	0.48
27:14:1316:U:O2'	27:14:1317:A:H5'	2.13	0.48
27:14:1784:A:H4'	27:14:1785:A:O5'	2.13	0.48
27:14:1999:C:H4'	27:14:2723:C:O2	2.13	0.48
27:14:2376:A:H2'	27:14:2377:A:O4'	2.13	0.48
27:14:2431:U:O2	27:14:2433:A:C8	2.66	0.48
27:14:2621:A:P	31:29:119:ARG:HH22	2.36	0.48
27:14:2853:C:H2'	27:14:2854:G:H8	1.77	0.48
31:29:21:VAL:HG23	31:29:185:LYS:HD3	1.94	0.48
39:35:124:LYS:HA	39:35:143:GLY:O	2.13	0.48
40:45:39:PRO:HA	40:45:97:VAL:O	2.13	0.48
46:A5:20:VAL:HG23	46:A5:47:VAL:HG21	1.94	0.48
52:G5:35:LEU:HD21	52:G5:49:LYS:HD3	1.94	0.48
53:H5:12:PRO:HB2	53:H5:20:LYS:HG2	1.94	0.48
1:13:418:C:H2'	1:13:419:C:C6	2.49	0.48
1:13:722:A:H2'	1:13:724:G:C8	2.48	0.48
1:13:1124:G:O2'	1:13:1145:C:C4	2.65	0.48
10:1I:50:ILE:HD11	10:1I:57:LYS:HE3	1.95	0.48

Continued on next page...

Continued from previous page...

Atom-1	Atom-2	Interatomic distance (Å)	Clash overlap (Å)
18:9I:86:VAL:HB	18:9I:87:ARG:HG2	1.95	0.48
27:1H:778:C:H5'	65:1H:3646:HOH:O	2.14	0.48
27:1H:1317:C:O2'	27:1H:1696:C:OP2	2.29	0.48
27:1H:1433:C:H2'	27:1H:1434:C:H6	1.78	0.48
27:1H:2227:C:H42	27:1H:2232:G:H1	1.60	0.48
27:1H:2251:G:H2'	27:1H:2251:G:N3	2.28	0.48
35:61:40:THR:HB	35:61:43:ASN:H	1.78	0.48
38:68:13:ASN:C	38:68:15:GLY:H	2.21	0.48
54:M8:48:ARG:CZ	54:M8:51:ASP:HA	2.43	0.48
54:M8:58:ARG:O	54:M8:62:ARG:N	2.45	0.48
1:1G:153:C:H2'	1:1G:154:C:C6	2.45	0.48
1:1G:958:A:N3	1:1G:985:C:O2'	2.41	0.48
1:1G:992:U:H6	1:1G:992:U:H5''	1.78	0.48
1:1G:1305:G:H22	1:1G:1331:G:H2'	1.77	0.48
1:1G:1323:G:H2'	1:1G:1324:A:C8	2.48	0.48
2:12:97:TRP:HH2	2:12:176:GLU:OE1	1.96	0.48
3:22:37:GLN:O	3:22:41:GLY:N	2.46	0.48
4:32:158:ILE:O	4:32:162:LEU:HD12	2.13	0.48
13:4A:121:LYS:H	13:4A:121:LYS:HD2	1.77	0.48
18:9A:65:ILE:O	18:9A:69:THR:OG1	2.26	0.48
19:AA:17:GLU:O	19:AA:21:GLU:HG2	2.13	0.48
20:BA:87:LYS:HA	20:BA:90:GLN:HB2	1.95	0.48
60:2L:19:G:C4	60:2L:57:G:N2	2.81	0.48
27:14:286:C:H42	27:14:355:G:H1	1.60	0.48
27:14:440:G:H2'	27:14:441:U:C6	2.48	0.48
27:14:523:C:H2'	27:14:524:U:O4'	2.13	0.48
27:14:566:U:H2'	27:14:567:A:O4'	2.13	0.48
27:14:607:U:OP1	32:39:103:LYS:N	2.35	0.48
27:14:1184:G:OP1	53:H5:30:ARG:NE	2.47	0.48
27:14:2037:G:N7	65:14:3602:HOH:O	2.35	0.48
27:14:2133:G:H21	27:14:2158:A:H61	1.61	0.48
27:14:2690:C:OP2	41:55:14:SER:HB3	2.12	0.48
27:14:2734:A:H8	27:14:2734:A:H5''	1.76	0.48
31:29:11:MET:SD	31:29:24:THR:HG22	2.53	0.48
39:35:64:LYS:HA	58:M5:13:ARG:HB2	1.95	0.48
45:95:62:LEU:HB3	45:95:93:GLU:O	2.13	0.48
45:95:69:LYS:NZ	45:95:85:LYS:HD2	2.28	0.48
1:13:411:A:N7	1:13:413:G:N3	2.60	0.48
1:13:440:A:H3'	1:13:442:C:H6	1.76	0.48
1:13:1165:C:H2'	1:13:1166:G:C8	2.49	0.48
2:1E:98:LEU:O	2:1E:101:MET:HB2	2.13	0.48

Continued on next page...

Continued from previous page...

Atom-1	Atom-2	Interatomic distance (Å)	Clash overlap (Å)
7:6E:12:LEU:HD22	7:6E:12:LEU:H	1.78	0.48
11:2I:21:ILE:HG12	11:2I:30:VAL:HG12	1.96	0.48
13:4I:20:THR:HG22	13:4I:26:GLY:HA2	1.95	0.48
26:5K:16:H2U:C3'	26:5K:17:C:H5'	2.43	0.48
27:1H:260:A:N1	27:1H:397:C:H4'	2.28	0.48
27:1H:422:A:N6	27:1H:423:U:O4	2.46	0.48
27:1H:1395:G:C2'	27:1H:1396:A:H5''	2.42	0.48
27:1H:1582:U:H5'	27:1H:1584:C:N3	2.28	0.48
27:1H:1697:G:C6	27:1H:2032:G:C6	3.01	0.48
27:1H:1741:U:H1'	30:11:14:ARG:NH2	2.27	0.48
27:1H:2232:G:H2'	27:1H:2233:G:H8	1.78	0.48
27:1H:2332:G:N2	27:1H:2347:G:OP1	2.30	0.48
27:1H:2615:A:OP2	27:1H:2616:G:H5''	2.13	0.48
27:1H:2809:G:N3	27:1H:2814:G:N1	2.60	0.48
34:51:154:PRO:HD3	34:51:162:ILE:O	2.12	0.48
36:38:37:THR:HB	36:38:102:LYS:NZ	2.28	0.48
37:58:4:TYR:O	37:58:6:PRO:HD3	2.13	0.48
38:68:87:ILE:H	38:68:87:ILE:HD13	1.77	0.48
40:88:110:THR:HG22	40:88:112:GLU:OE2	2.13	0.48
42:A8:110:LEU:HD23	42:A8:112:PHE:CZ	2.48	0.48
58:Q8:29:LYS:O	58:Q8:29:LYS:HG2	2.11	0.48
1:1G:115:G:H1'	1:1G:116:A:N7	2.28	0.48
1:1G:488:C:O5'	1:1G:488:C:H6	1.94	0.48
1:1G:637:G:H2'	1:1G:638:G:C8	2.49	0.48
1:1G:1121:U:C2'	1:1G:1122:U:H5'	2.44	0.48
1:1G:1326:C:OP1	21:1B:12:LYS:NZ	2.36	0.48
1:1G:1401:G:C2	1:1G:1402:4OC:H1'	2.48	0.48
9:82:13:ALA:HB2	9:82:68:GLY:HA3	1.94	0.48
13:4A:20:THR:HG23	13:4A:26:GLY:HA2	1.95	0.48
13:4A:54:VAL:HA	13:4A:57:ARG:HB3	1.93	0.48
24:3L:53:G:H2'	24:3L:54:U:C6	2.47	0.48
27:14:1300:U:H4'	27:14:1301:A:C5'	2.43	0.48
27:14:1747:G:O2'	27:14:1748:G:H5'	2.13	0.48
27:14:2127:G:H1	27:14:2161:C:N4	2.10	0.48
27:14:2154:G:H2'	27:14:2155:G:O4'	2.13	0.48
27:14:2439:A:C8	27:14:2439:A:C5'	2.96	0.48
35:69:133:HIS:ND1	35:69:134:PRO:HD3	2.29	0.48
41:55:104:ARG:NH1	41:55:109:ALA:HB3	2.28	0.48
1:13:184:G:H2'	1:13:185:A:H8	1.79	0.48
1:13:339:C:OP2	38:68:97:ARG:HD3	2.13	0.48
1:13:502:G:OP1	12:3I:115:SER:HB2	2.13	0.48

Continued on next page...

Continued from previous page...

Atom-1	Atom-2	Interatomic distance (Å)	Clash overlap (Å)
1:13:802:A:H2'	1:13:803:G:O4'	2.13	0.48
1:13:1262:C:H2'	1:13:1263:C:H6	1.78	0.48
1:13:1295:G:H21	1:13:1302:U:H3	1.62	0.48
1:13:1330:U:H4'	13:4I:23:TYR:CE1	2.48	0.48
15:6I:80:ALA:O	15:6I:84:LYS:HG2	2.12	0.48
22:1K:1:G:H2'	22:1K:1:G:N3	2.29	0.48
23:2K:50:U:H2'	23:2K:51:U:C6	2.49	0.48
27:1H:65:C:H2'	27:1H:66:U:H6	1.78	0.48
27:1H:103:C:H2'	27:1H:104:C:C6	2.48	0.48
27:1H:1110:G:H1	27:1H:1123:C:H1'	1.77	0.48
27:1H:1368:A:H2'	27:1H:1369:A:O4'	2.14	0.48
27:1H:2390:A:H2'	27:1H:2391:A:C8	2.48	0.48
27:1H:2624:U:C4	55:N8:3:LYS:HG2	2.48	0.48
37:58:114:ARG:O	37:58:116:LEU:N	2.43	0.48
40:88:24[A]:GLY:O	40:88:26:TYR:N	2.47	0.48
43:B8:26:ASP:O	43:B8:49:VAL:HG12	2.13	0.48
1:1G:1233:G:H2'	1:1G:1234:C:H6	1.78	0.48
1:1G:1410:G:H2'	1:1G:1411:C:C6	2.48	0.48
1:1G:1494:G:H4'	27:14:1913:A:N7	2.28	0.48
2:12:137:ARG:HH11	2:12:137:ARG:C	2.20	0.48
4:32:4:TYR:CE2	4:32:11:LEU:HD11	2.48	0.48
15:6A:7:GLU:O	15:6A:11:VAL:HG23	2.13	0.48
20:BA:23:ARG:HH21	20:BA:27:LYS:NZ	2.06	0.48
59:1L:1:G:H2'	59:1L:2:C:H5	1.78	0.48
59:1L:30:G:H2'	59:1L:31:A:C8	2.47	0.48
59:1L:36:A:H2'	59:1L:37:MIA:H8	1.94	0.48
27:14:11:G:H2'	27:14:12:U:H6	1.79	0.48
27:14:323:G:H2'	32:39:169:ASN:OD1	2.12	0.48
27:14:1058:U:H2'	27:14:1059:G:H8	1.77	0.48
27:14:1243:G:O2'	39:35:4:SER:O	2.30	0.48
27:14:2853:C:H2'	27:14:2854:G:C8	2.48	0.48
29:79:42:GLU:OE2	29:79:217:THR:HA	2.14	0.48
34:59:83:TYR:HB2	34:59:132:ARG:HH21	1.78	0.48
58:M5:40:GLU:C	58:M5:42:ARG:H	2.21	0.48
1:13:447:G:H21	1:13:487:A:H62	1.61	0.48
4:3E:92:VAL:O	4:3E:96:LEU:HD13	2.14	0.48
5:4E:59:GLY:O	5:4E:63:ARG:HG3	2.14	0.48
5:4E:82:VAL:O	5:4E:88:LYS:HA	2.13	0.48
7:6E:144:MET:HE1	24:3K:31:A:H1'	1.94	0.48
12:3I:35:THR:HG23	12:3I:54:LYS:HB3	1.95	0.48
16:7I:26:ARG:HE	16:7I:31:LYS:H	1.62	0.48

Continued on next page...

Continued from previous page...

Atom-1	Atom-2	Interatomic distance (Å)	Clash overlap (Å)
18:9I:31:LEU:H	18:9I:31:LEU:HD23	1.78	0.48
24:3K:70:G:H8	24:3K:70:G:O5'	1.96	0.48
26:5K:34:G:H2'	26:5K:35:A:C8	2.48	0.48
27:1H:4:C:H42	27:1H:2909:G:H1	1.60	0.48
27:1H:239:C:O2	58:Q8:12:LYS:NZ	2.37	0.48
27:1H:590:U:OP1	39:78:29:LYS:HE2	2.13	0.48
27:1H:1785:G:H5'	43:B8:95:ARG:HG2	1.93	0.48
27:1H:1927:G:O2'	27:1H:1928:C:H5'	2.12	0.48
27:1H:2417:C:H1'	39:78:67:MET:HE1	1.94	0.48
27:1H:2659:C:O5'	27:1H:2659:C:H6	1.96	0.48
27:1H:2688:A:H4'	38:68:29:ASN:ND2	2.29	0.48
35:61:110:ASP:HB2	35:61:112:LYS:N	2.28	0.48
42:A8:61:ASN:HB3	42:A8:64:GLU:CD	2.39	0.48
1:1G:137:C:N4	1:1G:226:G:H1	2.12	0.48
1:1G:345:C:H1'	1:1G:346:G:C2	2.48	0.48
1:1G:892:A:N6	1:1G:906:G:O2'	2.44	0.48
1:1G:954:G:H4'	13:4A:120:LYS:HG2	1.95	0.48
1:1G:1244:C:C2	1:1G:1294:G:N2	2.82	0.48
1:1G:1366:C:H2'	1:1G:1367:C:C6	2.48	0.48
1:1G:1374:A:OP1	7:62:36:LYS:NZ	2.47	0.48
3:22:59:ARG:HG2	3:22:64:VAL:HG23	1.95	0.48
6:52:96:PRO:HB3	18:9A:30:ASP:OD2	2.14	0.48
21:1B:15:ARG:HD3	21:1B:15:ARG:HA	1.67	0.48
29:79:194:ARG:HA	29:79:197:GLU:HG3	1.94	0.48
32:39:80:ALA:O	32:39:83:PHE:HB2	2.13	0.48
32:39:123:LEU:HD12	32:39:124:LEU:N	2.28	0.48
34:59:33:LEU:HB2	34:59:75:ALA:HB1	1.96	0.48
38:25:88:ASN:O	38:25:90:GLN:N	2.46	0.48
39:35:13:ASN:C	39:35:15:ARG:N	2.67	0.48
48:C5:7:VAL:HG12	48:C5:74:PRO:HG3	1.95	0.48
56:K5:18:ARG:H	56:K5:19:ARG:NE	2.11	0.48
1:13:258:G:H1	1:13:268:C:H42	1.61	0.48
1:13:945:G:H2'	1:13:945:G:N3	2.28	0.48
2:1E:27:LYS:HB3	2:1E:194:PRO:HD2	1.96	0.48
2:1E:185:ILE:HA	2:1E:199:TYR:O	2.13	0.48
4:3E:88:VAL:HG12	4:3E:90:GLY:H	1.77	0.48
10:1I:11:PHE:HA	10:1I:66:ARG:O	2.14	0.48
21:1F:14:TRP:CE3	21:1F:15:ARG:HD3	2.47	0.48
23:2K:62:C:H2'	23:2K:63:G:H8	1.79	0.48
27:1H:160:U:N3	27:1H:161:G:N7	2.61	0.48
27:1H:450:A:C6	27:1H:451:A:C6	3.02	0.48

Continued on next page...

Continued from previous page...

Atom-1	Atom-2	Interatomic distance (Å)	Clash overlap (Å)
27:1H:1816:A:H4'	27:1H:1817:A:C5'	2.43	0.48
27:1H:1817:A:H2'	27:1H:1819:A:N7	2.29	0.48
31:21:170:LEU:HG	31:21:185:LYS:O	2.14	0.48
31:21:181:LEU:HD12	31:21:181:LEU:HA	1.69	0.48
35:61:32:PRO:C	35:61:34:GLY:H	2.22	0.48
41:98:58:GLY:HA2	41:98:80:PHE:CE2	2.49	0.48
43:B8:123:GLN:O	43:B8:125:ARG:N	2.40	0.48
44:C8:90:VAL:HG22	45:D8:38:LEU:HG	1.96	0.48
47:F8:26:TYR:HB3	47:F8:92:LEU:HD12	1.95	0.48
49:H8:30:ASN:HB3	49:H8:90:VAL:HG12	1.95	0.48
1:1G:1424:C:H2'	1:1G:1425:U:O4'	2.13	0.48
9:82:43:ALA:HA	9:82:74:ILE:HG21	1.95	0.48
27:14:1006:C:C2	27:14:1138:G:N2	2.80	0.48
27:14:1280:G:H5''	27:14:1280:G:H8	1.78	0.48
27:14:1473:G:H2'	27:14:1474:C:O4'	2.12	0.48
27:14:2111:C:O2	27:14:2118:U:O2'	2.32	0.48
44:85:99:ALA:HB2	44:85:106:PHE:CD1	2.49	0.48
1:13:799:G:C6	1:13:800:G:C4	3.02	0.48
1:13:857:C:OP2	65:13:1823:HOH:O	2.20	0.48
1:13:1171:G:H2'	1:13:1172:C:H6	1.77	0.48
1:13:1356:G:H2'	1:13:1357:A:C8	2.49	0.48
8:7E:83:ILE:HG13	8:7E:137:VAL:HG22	1.95	0.48
9:8E:16:ARG:HB2	9:8E:64:THR:HB	1.95	0.48
15:6I:70:LEU:HD12	15:6I:70:LEU:HA	1.73	0.48
22:1K:25:C:H2'	22:1K:26:A:N3	2.29	0.48
22:1K:64:A:O2'	27:1H:2496:C:OP1	2.32	0.48
27:1H:39:C:H2'	27:1H:40:C:C6	2.48	0.48
27:1H:377:G:H4'	27:1H:378:G:OP2	2.12	0.48
27:1H:380:G:H2'	27:1H:381:G:O4'	2.14	0.48
27:1H:1404:U:H2'	27:1H:1405:G:O4'	2.13	0.48
27:1H:1464:C:O2'	27:1H:1634:A:N3	2.36	0.48
27:1H:1703:A:C2	27:1H:1704:C:H1'	2.48	0.48
27:1H:2304:U:H5''	27:1H:2393:C:O2	2.13	0.48
32:31:127:GLU:OE2	32:31:127:GLU:HA	2.09	0.48
43:B8:50:ILE:HD11	43:B8:102:ILE:HD13	1.96	0.48
1:1G:147:G:N2	1:1G:148:G:C4	2.82	0.48
1:1G:450:G:N7	1:1G:481:G:C6	2.82	0.48
1:1G:835:U:H3	1:1G:851:G:H1	1.60	0.48
1:1G:1531:A:H2	25:4L:41:U:H3	1.60	0.48
4:32:110:PHE:N	4:32:110:PHE:CD1	2.81	0.48
5:42:18:ARG:HH22	5:42:25:ARG:HG2	1.78	0.48

Continued on next page...

Continued from previous page...

Atom-1	Atom-2	Interatomic distance (Å)	Clash overlap (Å)
5:42:68:GLU:HG3	5:42:70:PRO:HD3	1.95	0.48
8:72:25:ASP:OD2	8:72:60:ARG:NH2	2.46	0.48
17:8A:7:THR:O	17:8A:23:VAL:HG13	2.13	0.48
59:1L:75:C:H2'	59:1L:76:A:N3	2.28	0.48
27:14:270(M):U:H4'	27:14:270(N):G:C6	2.49	0.48
27:14:328:U:H4'	48:C5:68:HIS:ND1	2.29	0.48
27:14:651:G:OP1	58:M5:19:SER:HB3	2.13	0.48
27:14:855:G:O2'	50:E5:27:GLU:OE2	2.30	0.48
27:14:1018:C:H2'	27:14:1019:U:C6	2.48	0.48
27:14:1952:A:C6	27:14:1953:A:N1	2.82	0.48
27:14:2108:C:H42	27:14:2181:G:H1	1.62	0.48
27:14:2291:U:OP1	27:14:2380:C:O2'	2.29	0.48
29:79:47:LEU:HA	29:79:47:LEU:HD23	1.71	0.48
31:29:37:ARG:HA	31:29:42:ASP:OD2	2.14	0.48
38:25:23:ARG:HG3	38:25:24:VAL:N	2.25	0.48
47:B5:23:GLU:HG3	47:B5:24:GLY:N	2.27	0.48
49:D5:158:PRO:O	49:D5:161:VAL:HB	2.13	0.48
50:E5:32:ARG:H	50:E5:35:ASN:CG	2.22	0.48
1:13:452:A:H2'	1:13:453:A:H8	1.77	0.48
1:13:842:C:H4'	1:13:843:U:OP1	2.13	0.48
1:13:1347:G:N2	1:13:1373:G:H2'	2.29	0.48
27:1H:175:U:H2'	27:1H:176:G:H8	1.78	0.48
27:1H:631:U:N3	27:1H:647:A:C2	2.75	0.48
27:1H:1124:A:H3'	27:1H:1125:U:C5'	2.42	0.48
27:1H:1518:G:H5''	27:1H:1519:A:OP1	2.13	0.48
27:1H:1547:G:H2'	27:1H:1548:C:C6	2.49	0.48
27:1H:1845:G:H1'	30:11:50:THR:OG1	2.14	0.48
27:1H:2669:U:H3	27:1H:2678:A:H2	1.59	0.48
28:16:40:U:H3'	28:16:41:U:H5''	1.96	0.48
30:11:148:GLU:HB2	30:11:151:LYS:HD2	1.96	0.48
31:21:37:ARG:O	31:21:45:THR:HA	2.14	0.48
32:31:65:TRP:HB2	32:31:66:PRO:CD	2.44	0.48
32:31:196:LEU:HD23	32:31:196:LEU:HA	1.74	0.48
33:41:11:TYR:OH	33:41:32:PRO:O	2.31	0.48
39:78:13:ASN:ND2	39:78:15:ARG:HB2	2.28	0.48
39:78:59:LEU:HD11	58:Q8:10:ALA:HA	1.94	0.48
41:98:38:VAL:HG22	41:98:112:ALA:HB2	1.95	0.48
43:B8:128:GLU:HG2	43:B8:129:ARG:N	2.29	0.48
46:E8:58:ALA:HB1	46:E8:64:MET:HB3	1.94	0.48
48:G8:55:TYR:CZ	48:G8:61:ILE:HD11	2.49	0.48
55:N8:16:ARG:NH1	55:N8:17:ASP:OD2	2.46	0.48

Continued on next page...

Continued from previous page...

Atom-1	Atom-2	Interatomic distance (Å)	Clash overlap (Å)
1:1G:24:U:H2'	1:1G:25:C:C6	2.49	0.48
1:1G:438:G:N2	1:1G:495:A:OP2	2.38	0.48
1:1G:474:G:N1	1:1G:475:G:O6	2.46	0.48
1:1G:1017:G:H2'	1:1G:1018:C:C6	2.49	0.48
1:1G:1128:C:H3'	1:1G:1129:C:O4'	2.13	0.48
3:22:6:HIS:CD2	3:22:7:PRO:HD2	2.49	0.48
7:62:113:GLU:HB3	7:62:118:VAL:HG23	1.95	0.48
13:4A:87:TYR:O	13:4A:91:ARG:HG2	2.13	0.48
27:14:207:A:H2'	27:14:208:C:O4'	2.14	0.48
27:14:1430:C:H2'	27:14:1431:U:C6	2.48	0.48
34:59:4:ILE:HD13	34:59:4:ILE:H	1.79	0.48
34:59:78:GLY:HA3	34:59:136:ILE:O	2.14	0.48
40:45:17:LEU:HD21	40:45:41:TRP:HE1	1.78	0.48
42:65:3:ARG:NH1	42:65:4:LEU:HB2	2.29	0.48
44:85:92:ARG:HB2	45:95:11:GLN:OE1	2.14	0.48
49:D5:29:TYR:O	49:D5:89:PHE:HD1	1.97	0.48
1:13:89:U:HO2'	1:13:90:C:C5'	2.27	0.48
1:13:191:G:H1'	20:BI:105:SER:HA	1.95	0.48
3:2E:114:PRO:HA	3:2E:185:GLY:HA3	1.95	0.48
4:3E:20:TYR:HD1	4:3E:26:CYS:HB3	1.77	0.48
9:8E:112:LYS:HA	9:8E:119:ALA:HB2	1.95	0.48
9:8E:116:LYS:NZ	9:8E:122:ALA:HB2	2.29	0.48
13:4I:3:ARG:CZ	13:4I:3:ARG:HA	2.44	0.48
19:AI:41:VAL:HG12	19:AI:44:MET:CG	2.43	0.48
22:1K:18:G:H4'	22:1K:60:U:C2	2.49	0.48
27:1H:69:G:H5''	27:1H:110:U:O2	2.14	0.48
27:1H:895:U:H5	27:1H:979:A:C2	2.30	0.48
27:1H:1075:A:N6	27:1H:1172:G:H2'	2.29	0.48
27:1H:1856:G:OP1	30:11:52:ARG:HD3	2.13	0.48
27:1H:2125:U:H2'	27:1H:2126:C:C6	2.49	0.48
27:1H:2173:U:H2'	27:1H:2174:G:C8	2.49	0.48
27:1H:2307:C:H2'	27:1H:2308:C:H6	1.79	0.48
27:1H:2348:A:C8	27:1H:2350:G:N7	2.82	0.48
27:1H:2419:U:H5''	65:1H:3937:HOH:O	2.13	0.48
27:1H:2509:C:OP1	40:88:82:ARG:HB3	2.14	0.48
27:1H:2542:G:H5''	27:1H:2543:A:H5''	1.95	0.48
27:1H:2831:A:P	41:98:2:ARG:NH1	2.85	0.48
30:11:61:LEU:HD12	30:11:61:LEU:HA	1.73	0.48
30:11:206:LEU:O	30:11:211:ARG:HD3	2.13	0.48
36:38:119:ALA:O	36:38:121:ASP:HB3	2.14	0.48
39:78:37:GLY:CA	39:78:39:LYS:H	2.23	0.48

Continued on next page...

Continued from previous page...

Atom-1	Atom-2	Interatomic distance (Å)	Clash overlap (Å)
40:88:139:GLU:CD	40:88:139:GLU:H	2.22	0.48
41:98:21:TYR:OH	41:98:43:GLU:HG2	2.12	0.48
1:1G:174:C:H2'	1:1G:175:C:C6	2.46	0.48
1:1G:255:G:H1'	17:8A:16:GLN:OE1	2.13	0.48
1:1G:1188:A:C5'	14:5A:58:LYS:HZ2	2.27	0.48
1:1G:1316:G:H2'	1:1G:1318:A:OP2	2.14	0.48
2:12:46:LYS:HA	2:12:49:GLU:HG2	1.96	0.48
2:12:105:PHE:O	2:12:109:SER:OG	2.17	0.48
2:12:113:HIS:O	2:12:116:GLU:HG2	2.14	0.48
7:62:62:PHE:HA	7:62:124:LEU:CD2	2.43	0.48
10:1A:54:PHE:HD2	10:1A:56:HIS:CE1	2.32	0.48
27:14:84:A:H3'	48:C5:8:LYS:HB2	1.96	0.48
27:14:297:C:H2'	27:14:298:G:O4'	2.13	0.48
27:14:612:G:C5'	27:14:612:G:H8	2.27	0.48
27:14:1539:G:C2	27:14:1540:G:C4	3.02	0.48
27:14:2058:A:H5''	27:14:2059:A:OP2	2.14	0.48
27:14:2318:G:H22	42:65:3:ARG:HB2	1.79	0.48
28:1J:11:C:H3'	28:1J:12:C:C6	2.49	0.48
28:1J:22:U:H3	28:1J:61:G:H1	1.61	0.48
29:79:201:PRO:HG2	29:79:204:ALA:HB2	1.96	0.48
30:19:232:PRO:HB3	30:19:244:ARG:CZ	2.44	0.48
31:29:167:VAL:HG11	31:29:170:LEU:HD13	1.96	0.48
33:49:37:VAL:O	33:49:94:LEU:HD23	2.14	0.48
37:15:127:ASP:O	37:15:128:HIS:HB3	2.14	0.48
44:85:90:VAL:O	44:85:91:ASP:C	2.57	0.48
47:B5:67:GLY:C	47:B5:69:TYR:N	2.72	0.48
49:D5:24:LEU:HD12	49:D5:25:PRO:O	2.14	0.48
1:13:411:A:C8	1:13:413:G:H1'	2.49	0.48
1:13:440:A:H3'	1:13:442:C:C6	2.49	0.48
1:13:450:G:N7	1:13:481:G:C6	2.82	0.48
1:13:652:U:H1'	1:13:653:A:C2	2.48	0.48
1:13:728:A:C6	15:6I:54:ARG:HD2	2.49	0.48
1:13:1245:A:OP2	21:1F:9:ARG:NH2	2.47	0.48
27:1H:422:A:C6	27:1H:423:U:C4	3.01	0.48
27:1H:1209:G:H1'	45:D8:23:GLU:OE2	2.13	0.48
27:1H:1338:C:H2'	27:1H:1339:U:C6	2.49	0.48
27:1H:2328:G:H2'	27:1H:2329:C:C6	2.48	0.48
27:1H:2525:C:H4'	31:21:122:PHE:CE2	2.49	0.48
27:1H:2713:C:C2'	27:1H:2714:C:H5'	2.43	0.48
28:16:10:C:H4'	65:16:325:HOH:O	2.13	0.48
30:11:54:ARG:HH11	30:11:54:ARG:CG	2.27	0.48

Continued on next page...

Continued from previous page...

Atom-1	Atom-2	Interatomic distance (Å)	Clash overlap (Å)
30:11:110:GLY:O	30:11:112:GLN:HG3	2.13	0.48
30:11:132:PRO:HD3	30:11:190:TYR:CZ	2.48	0.48
39:78:144:GLU:CD	39:78:144:GLU:N	2.69	0.48
41:98:12:ARG:HD3	41:98:16:HIS:CD2	2.49	0.48
1:1G:10:A:O2'	1:1G:11:G:H5'	2.14	0.48
1:1G:701:C:H4'	1:1G:702:A:H5''	1.96	0.48
1:1G:1218:C:H2'	1:1G:1219:U:C6	2.49	0.48
3:22:156:ARG:HD3	3:22:159:GLY:HA2	1.96	0.48
7:62:49:ILE:O	7:62:53:LYS:HB2	2.14	0.48
12:3A:25:LYS:C	12:3A:27:ALA:H	2.22	0.48
13:4A:7:VAL:HG23	13:4A:8:GLU:HG3	1.96	0.48
59:1L:34:G:H2'	59:1L:35:A:H8	1.76	0.48
27:14:248:G:H2'	65:14:3512:HOH:O	2.13	0.48
27:14:438:G:H2'	27:14:439:G:H8	1.78	0.48
27:14:807:U:OP1	39:35:36:LYS:NZ	2.36	0.48
27:14:854:G:H2'	27:14:855:G:C8	2.49	0.48
27:14:1024:G:C3'	27:14:1025:G:H5''	2.43	0.48
27:14:1278:A:OP1	41:55:36:THR:HG22	2.14	0.48
27:14:2398:U:H2'	27:14:2399:G:C8	2.49	0.48
27:14:2496:C:OP1	40:45:82:ARG:HB3	2.14	0.48
27:14:2572:A:OP1	27:14:2574:G:O2'	2.26	0.48
28:1J:42:C:O2	33:49:93:THR:N	2.26	0.48
31:29:170:LEU:HD23	31:29:184:VAL:HB	1.96	0.48
35:69:63:ALA:O	35:69:67:ARG:HG3	2.14	0.48
42:65:11:LYS:HE3	42:65:15:ARG:HH22	1.78	0.48
49:D5:76:LEU:HD12	49:D5:81:ARG:HA	1.96	0.48
1:13:232:G:H2'	1:13:233:C:C6	2.48	0.47
1:13:468:A:H4'	16:7I:80:PHE:O	2.14	0.47
1:13:629:G:H5''	1:13:630:G:OP2	2.14	0.47
1:13:1058:G:H2'	1:13:1059:C:C6	2.49	0.47
1:13:1286:A:H2'	1:13:1287:A:H4'	1.96	0.47
1:13:1471:G:H2'	1:13:1472:U:C6	2.49	0.47
1:13:1518:MA6:H102	1:13:1519:MA6:H93	1.95	0.47
9:8E:112:LYS:HD2	9:8E:113:LYS:N	2.29	0.47
15:6I:43:LEU:HD12	15:6I:56:LEU:HD22	1.96	0.47
19:AI:17:GLU:O	19:AI:21:GLU:HB2	2.13	0.47
22:1K:9:A:C8	22:1K:46:7MG:C2	3.02	0.47
27:1H:260:A:H1'	27:1H:398:G:C2	2.49	0.47
27:1H:506:A:N3	27:1H:508:G:H5''	2.29	0.47
27:1H:597:G:N1	27:1H:2054:A:OP2	2.33	0.47
27:1H:672:A:H2'	27:1H:673:G:C8	2.48	0.47

Continued on next page...

Continued from previous page...

Atom-1	Atom-2	Interatomic distance (Å)	Clash overlap (Å)
27:1H:2162:C:H2'	27:1H:2163:C:O4'	2.14	0.47
28:16:80:U:C2	28:16:81:G:N2	2.82	0.47
34:51:56:SER:HG	34:51:61:HIS:CE1	2.28	0.47
38:68:68:GLU:CD	38:68:68:GLU:H	2.22	0.47
1:1G:191:G:H1'	20:BA:104:LEU:O	2.13	0.47
1:1G:269:C:H2'	1:1G:270:A:H8	1.79	0.47
1:1G:409:G:H3'	1:1G:410:G:H8	1.79	0.47
1:1G:558:G:H5''	1:1G:559:A:OP2	2.14	0.47
1:1G:675:A:O2'	11:2A:114:VAL:O	2.26	0.47
1:1G:1090:U:H2'	1:1G:1091:U:C6	2.49	0.47
1:1G:1206:G:C6	1:1G:1207:2MG:C6	3.02	0.47
2:12:73:THR:N	2:12:170:GLU:OE2	2.46	0.47
3:22:18:TRP:NE1	14:5A:53:LEU:O	2.40	0.47
4:32:101:LEU:HD23	4:32:135:LEU:O	2.14	0.47
5:42:147:ASP:O	5:42:151:LEU:HD23	2.14	0.47
6:52:100:ASN:ND2	18:9A:27:GLY:O	2.46	0.47
8:72:121:ASP:HB2	8:72:125:ARG:NH2	2.29	0.47
12:3A:67:ILE:HG21	12:3A:72:HIS:HD2	1.79	0.47
59:1L:29:G:H2'	59:1L:30:G:H8	1.79	0.47
27:14:83:G:N1	27:14:102:G:H2'	2.29	0.47
27:14:426:C:C2'	27:14:427:U:H5'	2.44	0.47
27:14:546:C:H2'	27:14:547:A:O4'	2.14	0.47
27:14:587:C:H4'	27:14:588:U:OP2	2.13	0.47
27:14:1156:A:OP1	44:85:55:ARG:NH1	2.47	0.47
27:14:1191:G:H2'	27:14:1192:G:C8	2.49	0.47
27:14:2392:A:H1'	39:35:61:ARG:HD2	1.96	0.47
30:19:168:ARG:HA	30:19:173:VAL:HA	1.95	0.47
31:29:23:VAL:HA	31:29:184:VAL:O	2.14	0.47
32:39:154:VAL:HG12	32:39:156:LEU:N	2.29	0.47
32:39:182:ASN:O	32:39:186:ILE:HG13	2.14	0.47
33:49:111:LEU:HB2	33:49:112:PRO:HD3	1.96	0.47
35:69:124:GLY:H	35:69:142:VAL:CG2	2.26	0.47
51:F5:92:LYS:C	51:F5:94:LEU:H	2.22	0.47
52:G5:37:PHE:O	52:G5:41:ILE:HG13	2.14	0.47
1:13:522:C:H41	12:3I:50:ARG:HH12	1.62	0.47
1:13:553:A:H5''	12:3I:21:VAL:HG11	1.96	0.47
1:13:966:M2G:HM22	23:2K:34:G:H5'	1.96	0.47
1:13:1342:C:H2'	1:13:1343:G:H8	1.79	0.47
7:6E:90:GLU:OE2	7:6E:90:GLU:N	2.47	0.47
16:7I:9:PHE:CE2	16:7I:18:ARG:HD2	2.49	0.47
23:2K:50:U:H2'	23:2K:51:U:H6	1.78	0.47

Continued on next page...

Continued from previous page...

Atom-1	Atom-2	Interatomic distance (Å)	Clash overlap (Å)
27:1H:430:A:N1	27:1H:450:A:N6	2.61	0.47
27:1H:461:C:H2'	27:1H:462:U:C6	2.50	0.47
27:1H:488:C:H42	27:1H:495:G:H1	1.61	0.47
27:1H:557:C:H4'	27:1H:558:A:H5''	1.95	0.47
27:1H:1127:A:C2	27:1H:1128:U:H1'	2.49	0.47
27:1H:2148:G:N1	27:1H:2195:U:OP1	2.46	0.47
32:31:8:GLN:H	32:31:8:GLN:CD	2.23	0.47
32:31:168:ARG:HG3	32:31:175:THR:HG21	1.96	0.47
33:41:173:LEU:O	33:41:178:PHE:HB2	2.14	0.47
34:51:87:LEU:HD11	34:51:145:ALA:HA	1.97	0.47
36:38:41:ARG:HB3	36:38:41:ARG:HH11	1.78	0.47
55:N8:33:CYS:SG	55:N8:36:CYS:HB3	2.54	0.47
1:1G:332:G:H2'	1:1G:333:G:H8	1.78	0.47
1:1G:393:A:OP2	16:7A:12:LYS:NZ	2.37	0.47
1:1G:429:U:H3'	4:32:9:CYS:SG	2.53	0.47
1:1G:1171:G:H2'	1:1G:1172:C:C6	2.49	0.47
3:22:181:ASN:O	3:22:204:LEU:HD12	2.14	0.47
9:82:3:GLN:HB3	9:82:20:ARG:HG3	1.95	0.47
16:7A:39:TYR:CE2	16:7A:41:PRO:HB3	2.49	0.47
27:14:654(V):A:H2	27:14:655:A:C2	2.31	0.47
27:14:918:A:C6	27:14:919:G:H1'	2.49	0.47
27:14:2291:U:O2'	27:14:2374:C:O2	2.27	0.47
27:14:2308:G:O6	27:14:2311:A:N1	2.46	0.47
27:14:2811:G:H5'	31:29:60:ASN:ND2	2.29	0.47
35:69:56:LYS:HE2	35:69:57:ARG:HA	1.95	0.47
39:35:2:LYS:H	39:35:2:LYS:HD3	1.79	0.47
45:95:73:SER:HB2	45:95:82:ARG:O	2.14	0.47
48:C5:79:CYS:H	48:C5:80:GLY:HA2	1.78	0.47
52:G5:22:GLU:O	52:G5:26:ARG:HG3	2.13	0.47
53:H5:22:ALA:HB2	53:H5:49:LYS:HD3	1.96	0.47
54:I5:13:ARG:HG2	54:I5:22:ILE:O	2.14	0.47
1:13:1254:C:H41	10:1I:43:ARG:HH12	1.61	0.47
6:5E:37:VAL:HG12	6:5E:39:LYS:O	2.13	0.47
7:6E:84:ASN:H	24:3K:37:MIA:H152	1.77	0.47
7:6E:101:LEU:H	7:6E:101:LEU:HG	1.48	0.47
13:4I:19:LEU:HD12	13:4I:22:ILE:HD11	1.95	0.47
18:9I:44:LEU:HD11	18:9I:70:ILE:HG21	1.96	0.47
26:5K:55:PSU:H5'	26:5K:56:C:OP2	2.14	0.47
27:1H:935:A:O2'	27:1H:936:C:OP2	2.26	0.47
27:1H:2295:G:H4'	27:1H:2402:G:O2'	2.14	0.47
27:1H:2419:U:C4	39:78:72:PRO:HG2	2.49	0.47

Continued on next page...

Continued from previous page...

Atom-1	Atom-2	Interatomic distance (Å)	Clash overlap (Å)
27:1H:2540:C:C4	27:1H:2541:U:C4	3.02	0.47
27:1H:2725:U:H1'	27:1H:2726:A:C8	2.49	0.47
27:1H:2907:U:H2'	27:1H:2908:U:O4'	2.14	0.47
32:31:183:VAL:O	32:31:187:VAL:HG23	2.14	0.47
42:A8:34:HIS:HB2	42:A8:36:TYR:CE1	2.49	0.47
45:D8:8:GLY:O	45:D8:10:LYS:HE2	2.15	0.47
1:1G:338:A:C6	1:1G:339:C:N3	2.81	0.47
1:1G:411:A:H62	1:1G:413:G:H21	1.62	0.47
5:42:12:LEU:O	5:42:30:ALA:HA	2.14	0.47
5:42:90:VAL:HG23	5:42:121:LYS:H	1.79	0.47
6:52:17:SER:O	6:52:21:LEU:HD23	2.14	0.47
7:62:13:GLN:HG2	7:62:14:PRO:HD2	1.97	0.47
59:1L:21:A:C6	59:1L:46:G:C2	3.02	0.47
60:2L:54:5MU:H5'	60:2L:54:5MU:C6	2.48	0.47
27:14:305:U:H2'	27:14:306:U:C6	2.49	0.47
27:14:459:U:H5''	57:L5:40:TRP:CD2	2.49	0.47
27:14:2068:U:N3	27:14:2430:A:H2	2.11	0.47
27:14:2105:C:H2'	27:14:2106:G:H8	1.79	0.47
27:14:2378:A:H4'	42:65:23:ARG:HD2	1.94	0.47
27:14:2584:U:C5	27:14:2585:U:C5	3.02	0.47
27:14:2735:G:N2	27:14:2770:G:H1'	2.28	0.47
30:19:72:LYS:HZ3	30:19:101:GLU:CD	2.20	0.47
34:59:150:ALA:O	34:59:153:LYS:N	2.47	0.47
56:K5:27:LYS:HE2	56:K5:27:LYS:HB2	1.59	0.47
1:13:105:G:N2	1:13:379:C:O3'	2.48	0.47
1:13:582:U:H2'	1:13:583:A:C8	2.50	0.47
1:13:674:G:H2'	1:13:675:A:C8	2.49	0.47
1:13:1534:A:H2'	1:13:1535:C:C6	2.49	0.47
2:1E:33:TYR:HB2	2:1E:43:ASP:HB2	1.96	0.47
3:2E:148:GLY:HA3	3:2E:172:ARG:O	2.15	0.47
24:3K:76:A:C8	27:1H:2407:C:N4	2.77	0.47
27:1H:69:G:H4'	27:1H:70:A:OP1	2.14	0.47
27:1H:776:G:C2	27:1H:778:C:C2	3.02	0.47
27:1H:1716:A:O4'	27:1H:1717:A:C2	2.67	0.47
27:1H:1958:G:H3'	27:1H:1985:5MC:HN41	1.79	0.47
27:1H:2153:U:O2'	27:1H:2181:A:N1	2.33	0.47
27:1H:2583:G:H2'	27:1H:2584:C:C6	2.49	0.47
45:D8:49:THR:OG1	45:D8:50:PRO:HD2	2.13	0.47
53:L8:8:LEU:HD13	53:L8:31:LEU:HD23	1.96	0.47
54:M8:56:VAL:O	54:M8:60:GLN:HG3	2.14	0.47
58:Q8:52:LYS:N	58:Q8:53:PRO:HD2	2.30	0.47

Continued on next page...

Continued from previous page...

Atom-1	Atom-2	Interatomic distance (Å)	Clash overlap (Å)
1:1G:277:C:OP1	17:8A:41:LYS:HE3	2.15	0.47
1:1G:591:U:OP2	8:72:30:ARG:NH1	2.47	0.47
1:1G:860:A:H2'	1:1G:861:G:O4'	2.15	0.47
1:1G:1317:C:C2'	1:1G:1318:A:H5'	2.45	0.47
2:12:8:LYS:HG2	2:12:11:LEU:HD22	1.96	0.47
8:72:49:GLU:HG2	8:72:62:TYR:HE2	1.78	0.47
11:2A:56:GLY:O	11:2A:89:ALA:HB3	2.14	0.47
13:4A:108:ARG:NH2	13:4A:114:ARG:HA	2.28	0.47
19:AA:18:LYS:HB3	19:AA:31:ILE:HD12	1.96	0.47
20:BA:42:GLN:O	20:BA:46:GLU:HG3	2.13	0.47
27:14:30:G:H2'	27:14:31:C:C6	2.49	0.47
27:14:479:A:H4'	27:14:480:A:OP1	2.13	0.47
27:14:749:C:C4	27:14:1618:A:C2	3.03	0.47
27:14:1187:G:H8	27:14:1187:G:O5'	1.97	0.47
27:14:2031:A:H1'	27:14:2455:G:O2'	2.15	0.47
27:14:2273:A:H2'	27:14:2274:A:C8	2.49	0.47
27:14:2346:A:C2	27:14:2383:G:C2	3.02	0.47
27:14:2419:U:H2'	27:14:2420:C:C6	2.50	0.47
27:14:2762:G:H5'	27:14:2763:G:OP2	2.14	0.47
27:14:2849:U:H4'	27:14:2868:A:C2	2.50	0.47
27:14:2855:C:H2'	27:14:2856:C:C6	2.50	0.47
28:1J:30:C:H2'	28:1J:31:C:H5'	1.96	0.47
30:19:4:LYS:HG3	30:19:20:ASP:HB2	1.97	0.47
33:49:67:LYS:H	33:49:67:LYS:HE3	1.78	0.47
40:45:25:ASP:HB2	40:45:101:ARG:HD2	1.96	0.47
46:A5:38:TYR:O	55:J5:28:PRO:HB3	2.14	0.47
58:M5:34:TRP:CE3	58:M5:35:GLN:N	2.81	0.47
1:13:109:A:H2'	1:13:326:G:N2	2.29	0.47
1:13:411:A:C5	1:13:413:G:H1'	2.50	0.47
1:13:456:C:H1'	1:13:477:G:N2	2.30	0.47
1:13:1071:C:H2'	1:13:1072:G:C8	2.48	0.47
1:13:1206:G:C6	1:13:1207:2MG:C5	3.02	0.47
2:1E:103:THR:HA	2:1E:180:LEU:HD21	1.97	0.47
3:2E:188:LEU:HD22	3:2E:188:LEU:HA	1.49	0.47
13:4I:76:ALA:HA	13:4I:79:LYS:HB3	1.95	0.47
27:1H:26:G:H1'	27:1H:540:A:N6	2.29	0.47
27:1H:344:C:C2	27:1H:358:G:N2	2.83	0.47
27:1H:769:C:H2'	27:1H:770:A:C8	2.49	0.47
27:1H:1234:U:O2'	27:1H:1235:A:H5'	2.15	0.47
27:1H:1857:A:OP1	30:11:249:PRO:HD3	2.14	0.47
29:71:209:LEU:HD13	29:71:226:PRO:HG2	1.96	0.47

Continued on next page...

Continued from previous page...

Atom-1	Atom-2	Interatomic distance (Å)	Clash overlap (Å)
33:41:145:THR:C	33:41:147:ASP:H	2.22	0.47
34:51:3:ARG:HD2	34:51:54:ARG:HH12	1.79	0.47
34:51:4:ILE:O	34:51:69:ARG:HG2	2.15	0.47
37:58:53:VAL:HA	37:58:121:LYS:O	2.14	0.47
39:78:71:VAL:HG13	39:78:72:PRO:HD3	1.96	0.47
39:78:86:LYS:HD3	39:78:117:GLU:HG3	1.95	0.47
42:A8:11:LYS:O	42:A8:15:ARG:HD3	2.15	0.47
42:A8:94:TYR:CE1	42:A8:99:LYS:HG3	2.50	0.47
48:G8:90:LEU:H	48:G8:90:LEU:HG	1.55	0.47
51:J8:53:VAL:O	51:J8:54:ALA:C	2.57	0.47
53:L8:7:LYS:HE2	53:L8:32:GLN:O	2.15	0.47
1:1G:926:G:N1	25:4L:45:U:H2'	2.29	0.47
1:1G:1015:A:H8	1:1G:1015:A:O5'	1.97	0.47
1:1G:1129:C:C4	1:1G:1139:G:C4	3.03	0.47
1:1G:1227:A:OP1	19:AA:80:TYR:OH	2.22	0.47
1:1G:1279:A:O2'	1:1G:1282:C:N4	2.48	0.47
24:3L:31:A:C2'	24:3L:32:PSU:H5''	2.45	0.47
27:14:1003:G:N2	27:14:1153:C:C2	2.82	0.47
27:14:1285:G:N2	27:14:1328:G:H5''	2.28	0.47
27:14:2271:G:C5'	50:E5:20:ARG:HE	2.24	0.47
27:14:2507:C:H5''	27:14:2573:C:N4	2.30	0.47
27:14:2773:C:H5''	31:29:164:ARG:HG2	1.96	0.47
28:1J:37:C:N3	28:1J:48:A:O2'	2.43	0.47
29:79:58:VAL:HG11	29:79:171:ILE:HD12	1.97	0.47
45:95:1:MET:HG2	45:95:2:PHE:N	2.29	0.47
2:1E:12:GLU:O	2:1E:16:HIS:HB2	2.13	0.47
2:1E:75:LYS:HA	2:1E:78:GLN:HB2	1.96	0.47
4:3E:49:ARG:HD3	4:3E:49:ARG:N	2.29	0.47
7:6E:23:VAL:O	7:6E:27:ILE:HG13	2.15	0.47
7:6E:116:ALA:HA	7:6E:119:ARG:HG3	1.96	0.47
23:2K:76:A:H4'	27:1H:2615:A:C6	2.50	0.47
26:5K:22:G:O2'	26:5K:23:A:O5'	2.25	0.47
27:1H:306:G:H1'	27:1H:385:G:N2	2.29	0.47
27:1H:322:C:H2'	27:1H:323:G:O4'	2.13	0.47
27:1H:1068:A:H8	27:1H:1069:G:O5'	1.98	0.47
27:1H:1348:A:C8	27:1H:1350:G:C8	3.02	0.47
27:1H:1687:U:O2'	27:1H:1688:C:H5'	2.14	0.47
27:1H:1813:C:H41	57:P8:1:MET:HE1	1.79	0.47
27:1H:1850:U:H2'	30:11:157:ARG:HG3	1.97	0.47
27:1H:1988:C:H3'	27:1H:1989:A:H2'	1.96	0.47
27:1H:2195:U:H5'	27:1H:2196:A:OP2	2.15	0.47

Continued on next page...

Continued from previous page...

Atom-1	Atom-2	Interatomic distance (Å)	Clash overlap (Å)
27:1H:2415:C:H3'	27:1H:2415:C:C6	2.50	0.47
27:1H:2488:C:H42	27:1H:2542:G:H1	1.62	0.47
27:1H:2544:A:H2	27:1H:2671:C:O2	1.98	0.47
27:1H:2650:U:H5''	31:21:82:ARG:HH21	1.80	0.47
30:11:130:ALA:HA	30:11:192:THR:HA	1.97	0.47
32:31:149:ASP:OD1	32:31:149:ASP:N	2.38	0.47
33:41:75:LYS:HE3	33:41:77:ILE:HD11	1.95	0.47
34:51:3:ARG:HA	34:51:3:ARG:NE	2.30	0.47
36:38:15:GLU:HG2	36:38:16:ASN:N	2.30	0.47
44:C8:69:CYS:HB2	44:C8:74:LEU:HD11	1.95	0.47
45:D8:37:VAL:HG11	45:D8:52:VAL:HG22	1.96	0.47
45:D8:65:GLY:HA3	45:D8:91:TYR:CZ	2.49	0.47
46:E8:71:VAL:HA	46:E8:107:LEU:HD12	1.97	0.47
49:H8:5:LEU:C	49:H8:6:LYS:HG3	2.38	0.47
55:N8:40:LYS:HE2	55:N8:44:THR:O	2.14	0.47
56:O8:34:LEU:HD13	56:O8:34:LEU:H	1.79	0.47
1:1G:270:A:H2'	1:1G:271:C:O4'	2.14	0.47
1:1G:957:U:H1'	1:1G:960:U:C5	2.49	0.47
1:1G:1285:A:OP1	21:1B:18:TYR:OH	2.29	0.47
3:22:120:VAL:HA	3:22:123:GLN:HB2	1.95	0.47
3:22:148:GLY:HA3	3:22:172:ARG:O	2.15	0.47
4:32:173:TRP:CD2	4:32:189:PRO:HB3	2.50	0.47
5:42:100:VAL:HG22	5:42:116:THR:HG23	1.97	0.47
8:72:109:ILE:HG22	8:72:137:VAL:O	2.15	0.47
9:82:32:ASP:OD1	9:82:33:PHE:N	2.46	0.47
11:2A:62:GLN:HG2	11:2A:63:LEU:HD23	1.96	0.47
27:14:1771:C:H1'	27:14:1786:A:C8	2.49	0.47
27:14:2068:U:N3	27:14:2430:A:C2	2.82	0.47
27:14:2303:G:C2'	27:14:2304:G:H5'	2.44	0.47
27:14:2552:OMU:HM23	27:14:2554:U:C6	2.49	0.47
27:14:2707:G:H4'	41:55:68:ARG:NH2	2.30	0.47
27:14:2763:G:H5''	27:14:2763:G:H8	1.79	0.47
28:1J:80:U:H2'	28:1J:81:G:N2	2.29	0.47
30:19:79:VAL:CG2	30:19:115:GLN:HB3	2.44	0.47
31:29:4:ILE:C	31:29:5:LEU:HD23	2.39	0.47
32:39:134:GLY:H	32:39:162:LEU:HB3	1.80	0.47
35:69:29:TYR:HD1	35:69:30:LEU:HD23	1.80	0.47
37:15:120:LEU:HD21	37:15:122:VAL:HG23	1.96	0.47
44:85:65:ILE:HD11	44:85:96:ALA:O	2.14	0.47
44:85:95:LEU:CD1	45:95:11:GLN:HB3	2.45	0.47
56:K5:17:LYS:O	56:K5:18:ARG:HB3	2.14	0.47

Continued on next page...

Continued from previous page...

Atom-1	Atom-2	Interatomic distance (Å)	Clash overlap (Å)
1:13:232:G:H1'	1:13:262:A:N1	2.30	0.47
1:13:405:U:O4	4:3E:2:GLY:N	2.47	0.47
1:13:536:C:H2'	1:13:537:G:C8	2.49	0.47
1:13:728:A:H2'	1:13:729:A:C8	2.49	0.47
1:13:784:C:H4'	27:1H:1869:C:OP1	2.15	0.47
1:13:865:A:H2'	1:13:866:C:C6	2.50	0.47
1:13:998:G:H1	1:13:1043:C:H42	1.62	0.47
1:13:1052:U:O2'	1:13:1055:A:OP2	2.32	0.47
1:13:1145:C:H4'	1:13:1146:A:O5'	2.14	0.47
1:13:1471:G:H2'	1:13:1472:U:H6	1.80	0.47
2:1E:53:ARG:HH22	2:1E:200:ILE:HD12	1.79	0.47
3:2E:112:SER:O	3:2E:115:LEU:N	2.44	0.47
3:2E:189:ALA:HB3	3:2E:196:LEU:CB	2.45	0.47
4:3E:61:LYS:HD2	4:3E:207:TYR:CZ	2.50	0.47
9:8E:99:LEU:HB3	9:8E:101:PHE:CE2	2.50	0.47
10:1I:84:GLN:O	10:1I:88:LEU:N	2.48	0.47
12:3I:16:ARG:HA	12:3I:16:ARG:HH11	1.80	0.47
16:7I:8:ARG:C	16:7I:9:PHE:HD1	2.22	0.47
16:7I:74:LEU:O	16:7I:79:VAL:HG23	2.15	0.47
17:8I:27:PHE:HD1	17:8I:28:PRO:O	1.97	0.47
18:9I:84:LYS:H	18:9I:84:LYS:HG2	1.41	0.47
24:3K:50:U:C2	24:3K:65:G:N2	2.82	0.47
27:1H:71:U:H3	52:K8:62:THR:HG22	1.79	0.47
27:1H:212:A:N6	27:1H:222:G:H1'	2.29	0.47
27:1H:344:C:H2'	27:1H:345:A:O4'	2.15	0.47
27:1H:477:G:OP2	65:1H:3698:HOH:O	2.19	0.47
27:1H:1133:A:N6	36:38:41:ARG:HE	2.12	0.47
27:1H:1138:G:N1	27:1H:1148:U:C2	2.83	0.47
27:1H:1277:C:H2'	27:1H:1278:G:C8	2.50	0.47
27:1H:1476:G:H2'	27:1H:1477:C:H6	1.79	0.47
27:1H:1629:G:H2'	27:1H:1630:C:O4'	2.14	0.47
27:1H:1700:A:O3'	27:1H:1701:G:C8	2.67	0.47
27:1H:1701:G:C5	41:98:9:LYS:HG3	2.48	0.47
27:1H:2018:U:H3'	27:1H:2019:C:H2'	1.97	0.47
27:1H:2371:G:H22	39:78:55:ARG:HH22	1.63	0.47
27:1H:2639:C:H2'	27:1H:2640:G:O4'	2.14	0.47
29:7I:186:ALA:HA	29:7I:189:ILE:HD12	1.96	0.47
33:4I:118:ARG:O	33:4I:181:ARG:HG3	2.14	0.47
34:5I:3:ARG:HG3	34:5I:5:GLY:H	1.79	0.47
39:78:19:VAL:HG22	39:78:21:ARG:HD2	1.96	0.47
39:78:135:LEU:O	39:78:138:LEU:HD12	2.15	0.47

Continued on next page...

Continued from previous page...

Atom-1	Atom-2	Interatomic distance (Å)	Clash overlap (Å)
40:88:22[B]:LYS:H	40:88:22[B]:LYS:HD2	1.78	0.47
40:88:136:ALA:HB1	49:H8:52:SER:HB2	1.96	0.47
43:B8:13:ARG:HE	43:B8:13:ARG:HB3	1.46	0.47
46:E8:25:ARG:HB2	46:E8:25:ARG:HH11	1.80	0.47
48:G8:28:LYS:NZ	48:G8:64:GLU:OE2	2.30	0.47
48:G8:41:GLY:HA2	48:G8:64:GLU:OE1	2.15	0.47
50:I8:31:VAL:HB	50:I8:35:ASN:ND2	2.29	0.47
52:K8:17:SER:O	52:K8:18:PRO:C	2.57	0.47
55:N8:33:CYS:HB3	55:N8:38:ALA:O	2.15	0.47
58:Q8:34:TRP:CG	58:Q8:35:GLN:N	2.83	0.47
1:1G:141:A:H1'	1:1G:182:U:O2	2.14	0.47
1:1G:516:PSU:C2	1:1G:517:G:C6	3.02	0.47
1:1G:735:C:H2'	1:1G:736:C:H6	1.80	0.47
1:1G:750:G:N3	15:6A:23:GLY:HA3	2.29	0.47
1:1G:757:U:H2'	1:1G:758:G:O4'	2.15	0.47
1:1G:779:C:H2'	1:1G:780:A:O4'	2.15	0.47
1:1G:838:G:N2	1:1G:849:C:C2	2.83	0.47
1:1G:872:A:C4	1:1G:874:G:C8	3.03	0.47
1:1G:1058:G:H2'	1:1G:1059:C:C6	2.49	0.47
1:1G:1293:G:H2'	1:1G:1294:G:C8	2.50	0.47
1:1G:1301:U:O2	1:1G:1301:U:H2'	2.15	0.47
1:1G:1326:C:H2'	1:1G:1327:C:H6	1.80	0.47
2:12:74:LYS:HD3	2:12:77:ALA:HB3	1.95	0.47
2:12:187:LEU:HD22	2:12:201:ILE:O	2.14	0.47
3:22:113:ALA:HA	3:22:202:ILE:HD11	1.96	0.47
3:22:186:PHE:HD1	3:22:198:VAL:O	1.97	0.47
4:32:121:VAL:HG22	4:32:126:ILE:HG13	1.96	0.47
4:32:175:SER:HB3	4:32:184:LYS:HB2	1.96	0.47
12:3A:59:SER:HB2	12:3A:61:TYR:CD1	2.46	0.47
13:4A:53:VAL:O	13:4A:57:ARG:N	2.34	0.47
13:4A:94:ARG:HB3	13:4A:96:LEU:HG	1.96	0.47
14:5A:15:LYS:HG3	14:5A:16:PHE:HB2	1.96	0.47
19:AA:20:LEU:HA	19:AA:23:ASN:HD21	1.79	0.47
19:AA:40:ILE:HG12	19:AA:44:MET:SD	2.55	0.47
19:AA:41:VAL:HG13	19:AA:45:VAL:HG13	1.96	0.47
27:14:71:A:OP2	27:14:71:A:H3'	2.15	0.47
27:14:440:G:H2'	27:14:441:U:H6	1.78	0.47
27:14:532:A:N3	27:14:532:A:H2'	2.30	0.47
27:14:573:G:O2'	27:14:574:C:H3'	2.14	0.47
27:14:817:C:O2'	27:14:839:U:OP1	2.28	0.47
27:14:1002:G:H2'	27:14:1003:G:O4'	2.15	0.47

Continued on next page...

Continued from previous page...

Atom-1	Atom-2	Interatomic distance (Å)	Clash overlap (Å)
27:14:1510:A:H2'	27:14:1511:A:O4'	2.15	0.47
27:14:1599:C:H2'	27:14:1600:C:H6	1.79	0.47
27:14:1815:A:P	30:19:54:ARG:HH22	2.37	0.47
27:14:1945:G:H2'	27:14:1946:U:C6	2.50	0.47
27:14:2111:C:H5''	27:14:2145:C:N4	2.21	0.47
27:14:2394:C:H2'	27:14:2395:C:H6	1.79	0.47
27:14:2704:C:C4	27:14:2705:A:C5	3.03	0.47
28:1J:54:G:H21	33:49:29:TRP:HE1	1.61	0.47
28:1J:103:U:O2'	49:D5:72:ARG:HG2	2.14	0.47
31:29:67:PHE:CD1	31:29:74:PRO:HA	2.50	0.47
37:15:37:LYS:HE2	37:15:37:LYS:HB3	1.63	0.47
38:25:120:GLU:OE2	38:25:122:LEU:HD21	2.15	0.47
51:F5:10:LYS:NZ	51:F5:65:SER:OG	2.48	0.47
56:K5:52:VAL:HG22	56:K5:53:LYS:H	1.80	0.47
58:M5:62:LEU:O	58:M5:65:GLU:HG2	2.15	0.47
1:13:134:A:H1'	1:13:325:A:C5	2.50	0.47
1:13:323:U:H2'	1:13:324:G:O4'	2.15	0.47
1:13:833:U:H2'	1:13:834:C:C6	2.49	0.47
1:13:1118:C:H1'	1:13:1179:A:C5	2.50	0.47
1:13:1521:G:H2'	1:13:1522:U:C6	2.50	0.47
2:1E:209:ARG:O	2:1E:213:LEU:HG	2.15	0.47
3:2E:35:GLU:HA	3:2E:38:ARG:HG3	1.97	0.47
5:4E:51:VAL:HG21	25:4K:56:U:H3'	1.96	0.47
15:6I:64:ARG:HB2	15:6I:64:ARG:NH1	2.29	0.47
27:1H:346:G:O2'	27:1H:365:A:N3	2.45	0.47
27:1H:1104:A:N7	27:1H:1133:A:H2'	2.29	0.47
27:1H:1344:C:O2'	27:1H:1349:A:N1	2.48	0.47
27:1H:1705:C:H2'	27:1H:1706:C:C6	2.50	0.47
27:1H:2098:U:C4	27:1H:2251:G:C6	3.03	0.47
31:21:52:LEU:O	31:21:76:ARG:HG3	2.15	0.47
33:41:76:SER:OG	33:41:83:ARG:HA	2.15	0.47
35:61:135:GLU:OE2	35:61:135:GLU:N	2.44	0.47
46:E8:65:LEU:HB2	46:E8:109:GLU:OE1	2.15	0.47
58:Q8:36:LYS:HB3	58:Q8:40:GLU:HG2	1.95	0.47
1:1G:15:G:H1'	5:42:19:MET:CE	2.45	0.47
1:1G:538:G:H2'	1:1G:539:A:C8	2.50	0.47
1:1G:814:A:H2'	1:1G:816:A:H5''	1.97	0.47
1:1G:818:G:HO2'	1:1G:820:U:H6	1.59	0.47
1:1G:861:G:C6	1:1G:862:C:C4	3.03	0.47
1:1G:976:G:C8	1:1G:1358:U:C2	3.03	0.47
1:1G:999:U:H2'	1:1G:1000:A:H8	1.80	0.47

Continued on next page...

Continued from previous page...

Atom-1	Atom-2	Interatomic distance (Å)	Clash overlap (Å)
1:1G:1051:C:H2'	1:1G:1052:U:C6	2.50	0.47
1:1G:1349:A:H2'	1:1G:1350:A:H8	1.79	0.47
7:62:118:VAL:O	7:62:122:HIS:ND1	2.48	0.47
59:1L:3:C:N4	59:1L:70:G:O6	2.48	0.47
59:1L:22:G:H2'	59:1L:23:A:H8	1.80	0.47
24:3L:41:C:H2'	24:3L:42:C:C6	2.50	0.47
27:14:141(A):C:H2'	27:14:142:G:O4'	2.15	0.47
27:14:686:G:OP1	57:L5:11:LYS:NZ	2.36	0.47
27:14:994:C:O2'	27:14:996:A:OP1	2.23	0.47
27:14:1242:A:H2'	27:14:1243:G:O4'	2.15	0.47
27:14:1413:G:N2	27:14:1590:U:O2	2.48	0.47
27:14:1766:U:H3	27:14:1986:A:N6	2.13	0.47
29:79:47:LEU:H	29:79:169:GLY:C	2.20	0.47
37:15:53:VAL:HG11	37:15:128:HIS:CB	2.45	0.47
38:25:2:ILE:HG23	38:25:6:THR:CB	2.44	0.47
39:35:63:PRO:HG2	58:M5:25:MET:HB2	1.96	0.47
46:A5:71:VAL:HA	46:A5:107:LEU:HD12	1.96	0.47
52:G5:18:PRO:HA	52:G5:21:LEU:HD12	1.95	0.47
58:M5:36:LYS:O	58:M5:37:SER:C	2.57	0.47
1:13:221:C:H2'	1:13:222:U:H6	1.79	0.47
1:13:1305:G:H8	1:13:1305:G:OP2	1.97	0.47
3:2E:140:ARG:CZ	3:2E:140:ARG:HB2	2.40	0.47
4:3E:62:GLN:O	4:3E:66:ARG:HD2	2.15	0.47
6:5E:20:ALA:HA	6:5E:23:LYS:HD3	1.97	0.47
10:1I:62:HIS:H	10:1I:62:HIS:CD2	2.33	0.47
22:1K:74:C:O2'	22:1K:75:C:H6	1.97	0.47
24:3K:19:G:O2'	24:3K:56:C:N4	2.47	0.47
27:1H:401:U:O2	27:1H:451:A:H2	1.98	0.47
27:1H:517:G:H2'	27:1H:518:A:H8	1.80	0.47
27:1H:755:G:H2'	27:1H:756:C:O4'	2.15	0.47
27:1H:1168:C:H2'	27:1H:1169:G:O4'	2.15	0.47
27:1H:2091:U:N3	27:1H:2443:A:H2	2.04	0.47
27:1H:2751:G:H2'	27:1H:2752:A:C8	2.50	0.47
27:1H:2848:G:H21	41:98:45:ARG:HH21	1.62	0.47
29:71:10:LEU:HG	29:71:32:LEU:HA	1.97	0.47
32:31:178:PRO:HB3	32:31:198:ALA:CB	2.44	0.47
33:41:111:LEU:HD13	33:41:120:LEU:HD21	1.96	0.47
36:38:14:LYS:HE2	36:38:14:LYS:HA	1.97	0.47
37:58:12:ARG:HH12	37:58:38:HIS:HE2	1.62	0.47
38:68:64:ARG:O	38:68:82:ASN:HA	2.15	0.47
42:A8:15:ARG:NH1	42:A8:88:ASP:OD2	2.48	0.47

Continued on next page...

Continued from previous page...

Atom-1	Atom-2	Interatomic distance (Å)	Clash overlap (Å)
45:D8:44:LYS:C	45:D8:46:VAL:H	2.21	0.47
45:D8:82:ARG:N	45:D8:82:ARG:HD2	2.30	0.47
49:H8:19:ARG:NH1	49:H8:84:GLU:HB2	2.30	0.47
1:1G:35:G:C2	1:1G:550:G:N3	2.83	0.47
1:1G:909:A:H2'	1:1G:910:C:O4'	2.15	0.47
1:1G:982:U:OP1	1:1G:982:U:H6	1.97	0.47
1:1G:1128:C:C2	1:1G:1147:C:N4	2.82	0.47
10:1A:4:ILE:H	10:1A:74:ILE:HG12	1.79	0.47
19:AA:67:VAL:HG23	19:AA:68:GLY:H	1.80	0.47
59:1L:75:C:H42	27:14:2553:G:H1	1.62	0.47
27:14:197:A:H62	27:14:2430:A:H2'	1.80	0.47
27:14:448:U:O4	27:14:583:G:H1'	2.15	0.47
27:14:1616:A:O2'	65:14:3536:HOH:O	2.10	0.47
27:14:2331:G:O3'	50:E5:43:THR:HG22	2.15	0.47
27:14:2341:G:H2'	27:14:2342:C:C6	2.49	0.47
27:14:2360:A:C2	27:14:2361:A:H1'	2.50	0.47
27:14:2567:G:H2'	27:14:2568:C:C6	2.50	0.47
27:14:2822:G:O5'	27:14:2822:G:H8	1.96	0.47
35:69:73:GLU:OE2	35:69:137:PRO:HD2	2.14	0.47
45:95:14:VAL:HB	45:95:96:ILE:HG13	1.97	0.47
45:95:53:GLU:C	45:95:55:ALA:H	2.22	0.47
45:95:85:LYS:HG2	45:95:87:HIS:N	2.26	0.47
1:13:1100:C:H2'	1:13:1102:A:O5'	2.15	0.47
10:1I:48:THR:HG23	10:1I:62:HIS:ND1	2.30	0.47
24:3K:58:A:H1'	24:3K:60:U:H5	1.80	0.47
27:1H:312:C:H2'	27:1H:313:C:C6	2.50	0.47
27:1H:953:G:H5'	27:1H:953:G:H8	1.80	0.47
27:1H:2022:C:H5''	27:1H:2737:C:O2'	2.14	0.47
28:16:78:A:C2	28:16:99:A:C4	3.02	0.47
29:71:66:HIS:NE2	29:71:184:LYS:HD2	2.30	0.47
31:21:179:GLU:HB3	31:21:181:LEU:HD22	1.97	0.47
33:41:20:ILE:HG23	33:41:25:TYR:HB2	1.96	0.47
33:41:97:ASP:O	33:41:101:ILE:HG23	2.14	0.47
39:78:50:ARG:HE	58:Q8:7:HIS:HD2	1.62	0.47
45:D8:39:LEU:HA	45:D8:47:VAL:HA	1.97	0.47
51:J8:52:ARG:HG2	51:J8:57:GLU:HB2	1.97	0.47
51:J8:91:LYS:O	51:J8:95:LEU:N	2.48	0.47
1:1G:779:C:H5''	11:2A:122:LYS:HG2	1.97	0.47
1:1G:1261:A:H5'	1:1G:1284:C:OP1	2.15	0.47
2:12:187:LEU:HD21	2:12:203:GLY:HA3	1.97	0.47
5:42:93:PRO:HG2	8:72:105:ARG:HE	1.80	0.47

Continued on next page...

Continued from previous page...

Atom-1	Atom-2	Interatomic distance (Å)	Clash overlap (Å)
10:1A:51:ARG:CZ	10:1A:61:GLU:HB2	2.45	0.47
60:2L:2:C:H2'	60:2L:3:C:C6	2.50	0.47
24:3L:63:G:H2'	24:3L:64:A:O4'	2.15	0.47
27:14:536:A:H2'	27:14:537:C:O4'	2.15	0.47
27:14:959:A:N6	27:14:960:A:N1	2.63	0.47
27:14:1186:G:H2'	27:14:1187:G:O4'	2.15	0.47
27:14:1380:G:N2	27:14:1570:A:C2	2.83	0.47
27:14:1604:C:OP1	65:14:3553:HOH:O	2.20	0.47
27:14:2323:G:H1	27:14:2332:U:H3	1.63	0.47
27:14:2898:U:H2'	27:14:2899:G:C8	2.50	0.47
29:79:11:LEU:HA	29:79:220:PRO:HG3	1.97	0.47
34:59:144:VAL:O	34:59:147:ASN:HB2	2.15	0.47
35:69:138:ILE:HG12	35:69:139:GLN:H	1.80	0.47
42:65:15:ARG:NH1	42:65:25:ARG:HH21	2.12	0.47
45:95:32:THR:HG22	45:95:58:VAL:HG12	1.97	0.47
47:B5:65:ARG:HG3	47:B5:67:GLY:H	1.80	0.47
56:K5:18:ARG:H	56:K5:19:ARG:HE	1.63	0.47
1:13:159:G:N2	1:13:162:A:OP2	2.48	0.46
1:13:453:A:H4'	16:7I:72:ARG:HB2	1.96	0.46
1:13:1513:A:H2'	1:13:1514:C:C6	2.50	0.46
2:1E:168:THR:HG22	2:1E:192:SER:HB3	1.97	0.46
8:7E:4:ASP:OD2	8:7E:85:ARG:NH1	2.48	0.46
13:4I:78:ILE:O	13:4I:81:LEU:N	2.48	0.46
20:BI:63:ILE:HD13	20:BI:80:ARG:HB2	1.96	0.46
24:3K:23:A:H8	24:3K:23:A:OP2	1.98	0.46
27:1H:89:U:O3'	27:1H:90:A:H8	1.98	0.46
27:1H:252:A:H2'	27:1H:253:C:O4'	2.15	0.46
27:1H:352:G:H2'	27:1H:353:U:C6	2.50	0.46
27:1H:617:G:H1'	58:Q8:4:MET:HE1	1.96	0.46
27:1H:1618:A:H2'	27:1H:1619:A:C8	2.49	0.46
27:1H:1753:G:C6	27:1H:1754:U:C4	3.04	0.46
27:1H:1831:G:N7	30:11:179:SER:OG	2.46	0.46
27:1H:2159:C:N4	27:1H:2178:G:H22	2.08	0.46
27:1H:2291:A:OP1	40:88:11:LYS:HD3	2.15	0.46
27:1H:2344:G:C4'	50:I8:42:GLY:HA3	2.46	0.46
27:1H:2863:G:H2'	27:1H:2864:C:C6	2.50	0.46
29:71:170:ALA:HB1	29:71:172:HIS:CE1	2.50	0.46
31:21:103:ASP:OD1	31:21:201:THR:HA	2.15	0.46
34:51:87:LEU:HB2	34:51:131:VAL:CG1	2.43	0.46
38:68:88:ASN:OD1	38:68:90:GLN:N	2.46	0.46
39:78:147:LEU:O	39:78:148:LEU:HB2	2.14	0.46

Continued on next page...

Continued from previous page...

Atom-1	Atom-2	Interatomic distance (Å)	Clash overlap (Å)
47:F8:87:GLN:O	47:F8:88:LYS:HG2	2.15	0.46
1:1G:192:U:O2'	20:BA:60:GLU:OE2	2.28	0.46
1:1G:1059:C:O2'	10:1A:53:PRO:HD3	2.14	0.46
1:1G:1152:A:OP1	10:1A:68:HIS:NE2	2.48	0.46
1:1G:1167:A:O5'	1:1G:1167:A:H8	1.98	0.46
1:1G:1244:C:H2'	1:1G:1245:A:C8	2.50	0.46
6:52:87:ARG:O	6:52:88:VAL:HG23	2.15	0.46
7:62:15:ASP:CG	7:62:16:LEU:N	2.72	0.46
10:1A:4:ILE:O	10:1A:74:ILE:HG23	2.16	0.46
60:2L:2:C:H2'	60:2L:3:C:H6	1.80	0.46
27:14:274:G:C2	27:14:363:G:C6	3.02	0.46
27:14:484:C:H2'	27:14:485:C:H6	1.79	0.46
27:14:975:G:C4	27:14:976:C:C5	3.03	0.46
27:14:1114:G:H2'	27:14:1115:G:H8	1.80	0.46
27:14:1971:A:C4	30:19:241:PRO:HD3	2.50	0.46
27:14:2252:G:H2'	27:14:2253:G:O4'	2.15	0.46
27:14:2740:A:H2'	27:14:2741:A:C8	2.50	0.46
27:14:2862:G:C6	27:14:2863:C:C4	3.03	0.46
33:49:161:THR:HG22	33:49:163:ALA:H	1.80	0.46
41:55:63:ARG:HH11	41:55:63:ARG:HB2	1.79	0.46
51:F5:69:LYS:NZ	51:F5:72:GLU:HG2	2.30	0.46
55:J5:9:LYS:HD3	55:J5:9:LYS:HA	1.56	0.46
1:13:76:G:H5'	1:13:77:C:OP2	2.15	0.46
1:13:128:G:H5'	17:8I:2:PRO:O	2.15	0.46
1:13:148:G:H1	1:13:174:C:H42	1.61	0.46
1:13:559:A:OP1	5:4E:126:ARG:NH2	2.49	0.46
1:13:865:A:C2	1:13:918:A:H4'	2.50	0.46
1:13:947:G:C6	1:13:948:C:C4	3.03	0.46
1:13:1102:A:H2'	1:13:1103:C:C6	2.50	0.46
1:13:1261:A:H2'	1:13:1262:C:H5'	1.97	0.46
1:13:1281:U:H5''	1:13:1282:C:C5	2.47	0.46
2:1E:80:ILE:HD11	2:1E:208:ILE:HG23	1.96	0.46
3:2E:7:PRO:O	3:2E:11:ARG:HG2	2.16	0.46
3:2E:175:LEU:H	3:2E:175:LEU:HD12	1.80	0.46
6:5E:28:ARG:O	6:5E:32:ASN:ND2	2.39	0.46
13:4I:23:TYR:HB3	13:4I:67:GLU:HB2	1.98	0.46
19:AI:62:ILE:HD12	19:AI:62:ILE:H	1.80	0.46
22:1K:53:G:H1	22:1K:61:C:H42	1.64	0.46
22:1K:74:C:O2'	22:1K:75:C:C6	2.67	0.46
23:2K:55:PSU:H5''	23:2K:56:C:OP2	2.15	0.46
27:1H:174:C:H2'	27:1H:175:U:C6	2.50	0.46

Continued on next page...

Continued from previous page...

Atom-1	Atom-2	Interatomic distance (Å)	Clash overlap (Å)
27:1H:1406:A:N1	27:1H:1419:U:C4	2.82	0.46
27:1H:2241:G:C6	27:1H:2242:C:C4	3.02	0.46
27:1H:2333:A:N3	27:1H:2333:A:H2'	2.30	0.46
27:1H:2898:U:H2'	27:1H:2899:C:C6	2.50	0.46
29:71:55:ASP:OD1	29:71:55:ASP:N	2.38	0.46
33:41:66:GLN:OE1	33:41:98:ARG:NH1	2.48	0.46
36:38:7:VAL:O	36:38:11:ALA:N	2.48	0.46
36:38:121:ASP:O	36:38:125:LEU:HB3	2.15	0.46
40:88:34:LEU:HB2	40:88:118:LEU:HD22	1.97	0.46
40:88:79:LEU:C	40:88:80:GLU:HG3	2.40	0.46
43:B8:57:PHE:HA	43:B8:79:HIS:CD2	2.50	0.46
54:M8:64:GLY:HA3	54:M8:69:LYS:HD2	1.97	0.46
1:1G:198:G:H2'	1:1G:199:G:H8	1.80	0.46
1:1G:449:C:H5	16:7A:42:ARG:HH11	1.62	0.46
1:1G:533:A:O2'	1:1G:534:U:H5''	2.15	0.46
1:1G:1034:G:N2	1:1G:1035:A:N7	2.63	0.46
1:1G:1067:A:O2'	1:1G:1093:A:O2'	2.33	0.46
1:1G:1116:C:H2'	1:1G:1117:G:O4'	2.15	0.46
1:1G:1319:A:H5'	1:1G:1320:C:OP1	2.15	0.46
1:1G:1379:G:N1	1:1G:1380:U:C4	2.83	0.46
10:1A:3:LYS:O	10:1A:101:VAL:N	2.36	0.46
24:3L:36:A:N6	24:3L:37:MIA:H132	2.31	0.46
27:14:180:G:H5''	27:14:181:A:OP1	2.14	0.46
27:14:459:U:H2'	27:14:460:A:C8	2.50	0.46
27:14:510:C:H2'	27:14:511:U:O4'	2.14	0.46
27:14:565:C:H2'	27:14:566:U:O4'	2.15	0.46
27:14:1569:A:H2'	27:14:1570:A:C8	2.50	0.46
27:14:2124:G:N2	29:79:217:THR:O	2.40	0.46
27:14:2629:A:O2'	27:14:2630:G:H5'	2.15	0.46
27:14:2631:G:N3	27:14:2810:A:H2	2.13	0.46
27:14:2784:C:H1'	31:29:37:ARG:HH12	1.80	0.46
27:14:2852:G:H2'	27:14:2853:C:C6	2.51	0.46
31:29:34:VAL:HG22	31:29:48:GLN:OE1	2.15	0.46
31:29:175:VAL:O	31:29:177:PRO:HD3	2.14	0.46
34:59:148:ILE:H	34:59:148:ILE:HG12	1.43	0.46
50:E5:81:VAL:O	50:E5:83:PRO:HD3	2.15	0.46
56:K5:10:LEU:HD12	56:K5:26:ASN:H	1.79	0.46
1:13:107:G:OP1	1:13:325:A:N6	2.48	0.46
4:3E:109:GLY:HA3	4:3E:165:MET:SD	2.55	0.46
4:3E:139:ARG:O	4:3E:139:ARG:HG2	2.15	0.46
5:4E:131:ILE:HD13	5:4E:131:ILE:HA	1.74	0.46

Continued on next page...

Continued from previous page...

Atom-1	Atom-2	Interatomic distance (Å)	Clash overlap (Å)
5:4E:145:LYS:O	5:4E:149:GLU:N	2.36	0.46
27:1H:21:A:H2'	27:1H:22:C:O4'	2.15	0.46
27:1H:103:C:H2'	27:1H:104:C:H6	1.81	0.46
27:1H:152:G:H2'	27:1H:153:C:C6	2.51	0.46
27:1H:424:G:H1'	51:J8:42:GLN:HB3	1.98	0.46
27:1H:442:C:H2'	27:1H:443:A:C8	2.50	0.46
27:1H:869:A:C2'	27:1H:992:G:H5''	2.44	0.46
27:1H:1724:A:OP2	65:1H:3700:HOH:O	2.20	0.46
27:1H:2705:C:N4	27:1H:2731:G:H1	2.13	0.46
32:31:40:GLN:NE2	32:31:184:TYR:HB3	2.30	0.46
33:41:55:LYS:O	33:41:58:GLN:HG3	2.15	0.46
33:41:109:VAL:HG11	54:M8:33:VAL:HG21	1.95	0.46
39:78:75:ILE:H	39:78:75:ILE:CD1	2.14	0.46
41:98:67:LEU:HD13	41:98:76:VAL:HG21	1.96	0.46
41:98:107:ASP:C	41:98:107:ASP:OD1	2.57	0.46
1:1G:818:G:O2'	1:1G:819:A:H5'	2.15	0.46
1:1G:1095:U:H2'	1:1G:1096:C:O4'	2.15	0.46
1:1G:1151:A:HO2'	1:1G:1152:A:C5'	2.28	0.46
10:1A:61:GLU:HG3	14:5A:58:LYS:HE2	1.98	0.46
14:5A:29:ARG:HG2	14:5A:40:CYS:CB	2.33	0.46
60:2L:68:C:H2'	60:2L:69:G:C8	2.50	0.46
27:14:813:U:H2'	27:14:814:C:C6	2.51	0.46
27:14:860:U:H1'	27:14:2268:A:H5'	1.97	0.46
27:14:1041:C:H2'	27:14:1042:G:C8	2.51	0.46
27:14:1777:U:H2'	27:14:1778:U:C6	2.51	0.46
27:14:2496:C:OP2	40:45:82:ARG:HG2	2.15	0.46
32:39:121:GLY:O	32:39:123:LEU:N	2.48	0.46
39:35:106:LEU:HD11	39:35:112:LEU:HB2	1.96	0.46
42:65:30:ARG:HB3	42:65:35:ILE:HG13	1.98	0.46
43:75:27:THR:HG22	43:75:48:ILE:HG12	1.96	0.46
44:85:108:GLU:OE1	45:95:45:THR:HG23	2.15	0.46
45:95:61:VAL:HG13	45:95:62:LEU:H	1.79	0.46
49:D5:101:PRO:HA	49:D5:122:ARG:O	2.16	0.46
58:M5:37:SER:O	58:M5:40:GLU:N	2.48	0.46
1:13:33:A:H2'	1:13:34:C:C6	2.51	0.46
1:13:411:A:C6	1:13:429:U:C5	3.03	0.46
1:13:435:C:H2'	1:13:436:C:C6	2.51	0.46
1:13:674:G:H2'	1:13:675:A:H8	1.80	0.46
1:13:838:G:H1	1:13:848:C:N4	2.13	0.46
15:6I:82:ILE:HG13	15:6I:87:ILE:CB	2.44	0.46
27:1H:270:G:H2'	27:1H:271:C:O4'	2.15	0.46

Continued on next page...

Continued from previous page...

Atom-1	Atom-2	Interatomic distance (Å)	Clash overlap (Å)
27:1H:365:A:H2'	27:1H:366:G:O4'	2.15	0.46
27:1H:1443:U:O2	27:1H:1443:U:H2'	2.15	0.46
27:1H:1768:A:H8	27:1H:1769:U:C5	2.33	0.46
27:1H:2201:C:O5'	29:71:46:LYS:HD3	2.16	0.46
27:1H:2214:G:H2'	27:1H:2215:G:O4'	2.15	0.46
27:1H:2327:C:H2'	27:1H:2328:G:H8	1.81	0.46
27:1H:2480:C:H2'	27:1H:2481:G:O4'	2.16	0.46
27:1H:2730:U:O2'	27:1H:2731:G:H5'	2.16	0.46
29:71:7:TYR:O	29:71:11:LEU:N	2.48	0.46
29:71:46:LYS:HE2	29:71:46:LYS:HB3	1.61	0.46
31:21:24:THR:HG23	31:21:184:VAL:HG22	1.98	0.46
37:58:33:LEU:HD13	37:58:33:LEU:HA	1.75	0.46
38:68:8:LEU:HD13	38:68:82:ASN:HB2	1.98	0.46
1:1G:93:U:H2'	1:1G:95:G:H8	1.81	0.46
1:1G:102:G:C6	1:1G:103:C:C4	3.04	0.46
1:1G:1188:A:H4'	14:5A:58:LYS:HD2	1.97	0.46
1:1G:1402:4OC:HM22	1:1G:1403:C:H5'	1.98	0.46
1:1G:1468:A:H2'	1:1G:1469:G:O4'	2.15	0.46
3:22:162:GLN:HG2	25:4L:54:U:C4'	2.46	0.46
9:82:19:LEU:HB2	9:82:59:PHE:CE1	2.51	0.46
18:9A:24:ALA:C	18:9A:26:LEU:H	2.21	0.46
27:14:639:U:H2'	27:14:640:C:H6	1.78	0.46
27:14:1000:A:C6	27:14:1155:A:C8	3.03	0.46
27:14:1274:A:N1	27:14:1644:C:O2'	2.35	0.46
27:14:1403:C:H5''	27:14:1471:A:H1'	1.96	0.46
27:14:1542:G:H3'	27:14:1543:A:H5''	1.98	0.46
27:14:1608:A:H1'	27:14:1610:A:OP2	2.15	0.46
27:14:1816:G:N7	30:19:35:LYS:NZ	2.62	0.46
28:1J:15:A:H1'	28:1J:109:G:C6	2.50	0.46
28:1J:25:A:H2'	28:1J:25:A:N3	2.29	0.46
31:29:27:LEU:HD13	31:29:180:ASN:O	2.15	0.46
41:55:113:LEU:HD12	41:55:113:LEU:HA	1.82	0.46
44:85:77:SER:OG	44:85:78:THR:N	2.48	0.46
56:K5:41:PRO:O	56:K5:45:LYS:HD2	2.15	0.46
1:13:362:G:C8	65:13:1860:HOH:O	2.68	0.46
1:13:372:C:O2	1:13:372:C:H2'	2.14	0.46
1:13:681:C:H2'	1:13:682:G:H8	1.80	0.46
1:13:976:G:H22	1:13:1362(A):C:H5'	1.81	0.46
1:13:1104:G:O5'	2:1E:111:ARG:HD2	2.15	0.46
1:13:1182:G:O3'	1:13:1183:A:H3'	2.16	0.46
1:13:1287:A:H2'	1:13:1288:A:C8	2.50	0.46

Continued on next page...

Continued from previous page...

Atom-1	Atom-2	Interatomic distance (Å)	Clash overlap (Å)
1:13:1348:U:H2'	1:13:1349:A:H8	1.80	0.46
3:2E:161:GLU:CD	3:2E:161:GLU:C	2.83	0.46
6:5E:60:PHE:C	6:5E:61:LEU:HD12	2.41	0.46
8:7E:98:LYS:H	8:7E:98:LYS:HZ3	1.63	0.46
22:1K:18:G:H5'	22:1K:58:A:H2	1.80	0.46
22:1K:55:PSU:O3'	27:1H:944:C:H5'	2.15	0.46
27:1H:1042:C:OP2	44:C8:54:LYS:HG3	2.15	0.46
27:1H:1703:A:H3'	27:1H:1704:C:C6	2.51	0.46
27:1H:2136:U:H3'	27:1H:2137:A:O4'	2.15	0.46
27:1H:2494:G:HO2'	27:1H:2495:G:P	2.39	0.46
34:51:92:ILE:H	34:51:92:ILE:HG13	1.42	0.46
37:58:18:ALA:HB2	37:58:54:VAL:HG13	1.97	0.46
39:78:57:THR:CG2	39:78:60:MET:H	2.22	0.46
39:78:94:GLU:HA	39:78:123:LEU:HD13	1.96	0.46
47:F8:1:MET:HE1	52:K8:26:ARG:HH21	1.79	0.46
1:1G:431:A:H2'	1:1G:432:A:O4'	2.15	0.46
1:1G:443:C:H2'	1:1G:444:C:H6	1.81	0.46
1:1G:524:G:H2'	1:1G:525:C:C6	2.50	0.46
1:1G:659:U:H2'	1:1G:660:G:H8	1.80	0.46
1:1G:948:C:H2'	1:1G:949:A:H8	1.80	0.46
7:62:23:VAL:HG13	7:62:43:PHE:CE2	2.39	0.46
7:62:101:LEU:O	7:62:105:VAL:HG23	2.16	0.46
8:72:122:ARG:HA	8:72:125:ARG:HE	1.81	0.46
16:7A:38:TYR:CZ	16:7A:50:LYS:HB3	2.51	0.46
19:AA:52:TYR:HB2	19:AA:57:HIS:CE1	2.51	0.46
59:1L:8:U:H3'	59:1L:13:C:H41	1.80	0.46
59:1L:29:G:H2'	59:1L:30:G:C8	2.51	0.46
59:1L:64:A:H2'	59:1L:65:G:O4'	2.16	0.46
27:14:9:U:O4	27:14:2629:A:H2	1.98	0.46
27:14:1022:G:C6	27:14:1140:C:C4	3.03	0.46
27:14:1024:G:HO2'	27:14:1144:G:HO2'	1.64	0.46
27:14:1359:A:C2	27:14:1372:U:O4	2.68	0.46
27:14:2525:G:O3'	27:14:2742:C:O2'	2.33	0.46
27:14:2681:C:H5	27:14:2725:A:N6	2.09	0.46
30:19:228:PRO:HD3	30:19:235:GLY:HA3	1.96	0.46
34:59:97:ARG:O	34:59:98:LEU:HD22	2.16	0.46
44:85:66:ASN:HD21	44:85:70:ARG:HH21	1.63	0.46
44:85:111:GLU:HA	44:85:114:LYS:HG2	1.97	0.46
52:G5:53:LEU:O	52:G5:57:ILE:HG13	2.15	0.46
58:M5:14:VAL:HG13	58:M5:22:VAL:HG13	1.98	0.46
1:13:319:G:H2'	1:13:320:C:O4'	2.15	0.46

Continued on next page...

Continued from previous page...

Atom-1	Atom-2	Interatomic distance (Å)	Clash overlap (Å)
1:13:536:C:H2'	1:13:537:G:H8	1.80	0.46
1:13:683:G:C6	1:13:684:A:C6	3.03	0.46
1:13:687:A:N1	1:13:700:G:O2'	2.47	0.46
1:13:956:U:H2'	1:13:957:U:O4'	2.15	0.46
1:13:1027:C:H2'	1:13:1028:C:C5	2.50	0.46
1:13:1060:C:C5	3:2E:2:GLY:HA3	2.51	0.46
2:1E:70:PHE:CE2	2:1E:163:PHE:HD2	2.33	0.46
12:3I:44:LYS:HA	12:3I:46:ASN:H	1.80	0.46
13:4I:115:LYS:C	13:4I:117:VAL:H	2.24	0.46
26:5K:9:A:H4'	26:5K:46:G:H1'	1.97	0.46
27:1H:203:A:H2'	27:1H:204:G:O4'	2.15	0.46
27:1H:964:A:N3	27:1H:964:A:O4'	2.46	0.46
27:1H:1004:U:OP2	40:88:14:ARG:NH1	2.41	0.46
27:1H:1127:A:N3	27:1H:1128:U:H1'	2.31	0.46
27:1H:1249:G:C6	27:1H:1250:A:N1	2.84	0.46
27:1H:1339:U:H2'	27:1H:1340:C:H6	1.80	0.46
30:11:175:LEU:HA	30:11:175:LEU:HD23	1.63	0.46
40:88:109:VAL:HG13	40:88:113:GLN:HB3	1.97	0.46
43:B8:56:GLY:O	43:B8:59:THR:HG22	2.16	0.46
1:1G:955:U:H4'	19:AA:88:LYS:HG3	1.98	0.46
3:22:82:GLU:HA	3:22:85:ARG:HD3	1.97	0.46
3:22:179:ARG:HD2	3:22:207:VAL:H	1.80	0.46
5:42:33:VAL:HG11	5:42:109:ILE:HA	1.97	0.46
9:82:111:ARG:O	9:82:113:LYS:HD2	2.15	0.46
13:4A:83:ASP:OD1	13:4A:83:ASP:N	2.48	0.46
60:2L:51:U:C2	60:2L:52:G:C8	3.04	0.46
27:14:811:U:C4	39:35:21:ARG:NH2	2.83	0.46
27:14:831:G:N2	39:35:53:GLY:O	2.48	0.46
27:14:1164:G:H2'	27:14:1165:U:C6	2.50	0.46
27:14:1205:U:C2	32:39:171:PRO:HB3	2.50	0.46
27:14:1342:A:C2	27:14:1397:U:C2	3.03	0.46
27:14:1590:U:H2'	27:14:1591:G:H8	1.81	0.46
27:14:1792:G:O2'	27:14:1830:C:OP1	2.34	0.46
27:14:2033:A:O2'	27:14:2035:G:OP2	2.29	0.46
27:14:2095:C:H2'	27:14:2096:U:O4'	2.16	0.46
27:14:2262:U:H4'	27:14:2328:A:C2	2.50	0.46
27:14:2881:C:C2	27:14:2882:A:C8	3.03	0.46
28:1J:9:G:H1	28:1J:111:U:H3	1.62	0.46
28:1J:111:U:H2'	28:1J:112:G:H8	1.81	0.46
29:79:164:ARG:O	29:79:171:ILE:HG13	2.15	0.46
34:59:83:TYR:HB2	34:59:132:ARG:NH2	2.31	0.46

Continued on next page...

Continued from previous page...

Atom-1	Atom-2	Interatomic distance (Å)	Clash overlap (Å)
37:15:15:LEU:HG	37:15:134:ARG:NE	2.30	0.46
37:15:47:ALA:HB2	37:15:112:LEU:HD12	1.98	0.46
40:45:31:ASP:H	40:45:107:ALA:HB2	1.81	0.46
41:55:44:LEU:HD22	41:55:48:VAL:HG23	1.96	0.46
53:H5:42:ALA:O	53:H5:43:ILE:C	2.59	0.46
1:13:49:U:C4	1:13:364:A:C6	3.04	0.46
1:13:1145:C:H5''	1:13:1146:A:OP1	2.15	0.46
1:13:1199:U:H5'	10:1I:54:PHE:CE2	2.51	0.46
1:13:1342:C:H2'	1:13:1343:G:C8	2.51	0.46
1:13:1346:A:H5''	9:8E:120:ARG:HH12	1.80	0.46
1:13:1375:A:H4'	7:6E:29:LYS:HE2	1.97	0.46
1:13:1502:A:H2	1:13:1505:G:H22	1.63	0.46
3:2E:20:SER:HB2	3:2E:57:ILE:HB	1.98	0.46
5:4E:42:GLY:HA2	5:4E:65:ASN:O	2.16	0.46
11:2I:27:ASN:OD1	11:2I:55:LYS:HB3	2.16	0.46
18:9I:29:PHE:CD1	18:9I:29:PHE:N	2.84	0.46
26:5K:20:H2U:O2	26:5K:20:H2U:H2'	2.14	0.46
27:1H:390:G:H2'	27:1H:391:G:C8	2.46	0.46
27:1H:2146:G:H2'	27:1H:2147:G:H8	1.80	0.46
27:1H:2241:G:OP2	30:11:263:ARG:NH2	2.49	0.46
27:1H:2343:G:O3'	50:I8:44:ARG:NH1	2.48	0.46
27:1H:2388:G:N2	27:1H:2391:A:OP2	2.39	0.46
27:1H:2481:G:H2'	27:1H:2494:G:N2	2.30	0.46
27:1H:2624:U:H3'	27:1H:2624:U:OP2	2.16	0.46
27:1H:2751:G:H2'	27:1H:2752:A:H8	1.79	0.46
30:11:96:HIS:HD2	30:11:102:LYS:HG2	1.75	0.46
31:21:150:VAL:HG13	31:21:154:LYS:HG3	1.98	0.46
42:A8:93:LYS:HG2	42:A8:95:HIS:HB2	1.97	0.46
43:B8:78:LEU:HD23	43:B8:78:LEU:HA	1.74	0.46
44:C8:28:ARG:HD3	44:C8:38:THR:OG1	2.15	0.46
44:C8:75:ASN:HB2	44:C8:78:THR:H	1.81	0.46
53:L8:10:LYS:HB3	53:L8:53:LEU:HD23	1.98	0.46
1:1G:433:C:O2'	1:1G:434:U:H5'	2.15	0.46
1:1G:487:A:H2'	1:1G:488:C:O4'	2.16	0.46
1:1G:543:C:OP1	4:32:14:ARG:HG3	2.15	0.46
1:1G:969:A:H2'	1:1G:970:C:O4'	2.16	0.46
1:1G:977:A:O2'	1:1G:979:C:OP2	2.32	0.46
1:1G:1021:G:H2'	1:1G:1022:G:C8	2.51	0.46
1:1G:1089:G:C6	1:1G:1090:U:C2	3.04	0.46
1:1G:1104:G:O3'	2:12:111:ARG:NH2	2.48	0.46
1:1G:1398:A:H5''	1:1G:1401:G:C4'	2.46	0.46

Continued on next page...

Continued from previous page...

Atom-1	Atom-2	Interatomic distance (Å)	Clash overlap (Å)
2:12:101:MET:HB2	2:12:102:LEU:HD12	1.96	0.46
2:12:144:ARG:HH21	2:12:148:TYR:HD2	1.63	0.46
3:22:4:LYS:HE2	3:22:4:LYS:HB2	1.80	0.46
3:22:162:GLN:HG2	25:4L:54:U:H4'	1.98	0.46
6:52:37:VAL:HA	6:52:65:VAL:HG12	1.97	0.46
24:3L:19:G:H2'	24:3L:19:G:N3	2.31	0.46
24:3L:22:G:N7	24:3L:46:G:N1	2.64	0.46
27:14:17:G:H2'	27:14:18:C:H6	1.81	0.46
27:14:271(C):U:H5'	27:14:271:G:OP2	2.16	0.46
27:14:631:A:OP2	58:M5:47:LYS:NZ	2.49	0.46
27:14:969:U:H2'	27:14:970:C:C6	2.51	0.46
27:14:1138:G:O2'	37:15:106:MET:HG3	2.16	0.46
27:14:1387:C:C2	27:14:1388:G:C8	3.03	0.46
27:14:1665:A:H2'	27:14:1666:G:O4'	2.15	0.46
27:14:1779:U:OP2	27:14:1784:A:N6	2.39	0.46
27:14:2572:A:P	31:29:144:ARG:HB2	2.56	0.46
30:19:78:LYS:HE3	30:19:78:LYS:HB2	1.68	0.46
30:19:255:LYS:HA	30:19:255:LYS:HD2	1.60	0.46
31:29:4:ILE:HG21	31:29:28:ALA:HB1	1.97	0.46
38:25:10:VAL:HG21	38:25:16:ALA:C	2.40	0.46
49:D5:24:LEU:HD11	49:D5:86:VAL:HG23	1.98	0.46
55:J5:16:ARG:HG3	55:J5:17:ASP:H	1.81	0.46
58:M5:63:PRO:HG2	58:M5:64:TYR:CE2	2.51	0.46
1:13:188:U:H2'	1:13:189:U:H5''	1.98	0.46
1:13:193:C:H2'	1:13:194:C:H6	1.81	0.46
1:13:519:C:H2'	1:13:520:A:O4'	2.15	0.46
1:13:812:C:H6	1:13:812:C:H2'	1.53	0.46
1:13:864:A:H2'	1:13:865:A:C8	2.51	0.46
1:13:953:G:C5'	1:13:965:A:H61	2.25	0.46
1:13:1453:G:C8	20:BI:55:ILE:HD11	2.50	0.46
21:1F:6:ARG:HE	21:1F:15:ARG:NH2	2.14	0.46
23:2K:1:G:C4	23:2K:2:C:C5	3.04	0.46
24:3K:37:MIA:H2'	24:3K:38:A:O4'	2.15	0.46
26:5K:62:C:H2'	26:5K:63:G:H5''	1.97	0.46
27:1H:327:C:H2'	27:1H:328:U:H6	1.79	0.46
27:1H:412:U:H2'	27:1H:413:C:C6	2.51	0.46
27:1H:520:G:H8	27:1H:520:G:H5''	1.81	0.46
27:1H:699:G:HO2'	27:1H:700:A:P	2.39	0.46
27:1H:719:C:H2'	27:1H:720:C:H6	1.80	0.46
27:1H:753:A:C2	27:1H:775:A:H1'	2.51	0.46
27:1H:947:A:C5	27:1H:948:A:C8	3.04	0.46

Continued on next page...

Continued from previous page...

Atom-1	Atom-2	Interatomic distance (Å)	Clash overlap (Å)
27:1H:1496:G:H2'	27:1H:1497:A:C8	2.50	0.46
27:1H:2596:G:H3'	27:1H:2597:U:O2	2.15	0.46
32:31:115:ALA:O	32:31:116:ASP:C	2.59	0.46
33:41:121:ASN:O	33:41:131:TYR:OH	2.22	0.46
34:51:86:GLU:HG2	34:51:87:LEU:N	2.28	0.46
39:78:1:MET:HE2	39:78:1:MET:HB3	1.78	0.46
39:78:7:ARG:HA	39:78:8:PRO:HD2	1.82	0.46
41:98:87:TYR:HE1	41:98:117:VAL:HG12	1.80	0.46
45:D8:22:VAL:O	45:D8:23:GLU:C	2.59	0.46
46:E8:14:PRO:O	46:E8:18:ARG:HG3	2.15	0.46
48:G8:106:LEU:C	48:G8:108:THR:N	2.74	0.46
52:K8:14:ARG:H	52:K8:14:ARG:HG2	1.46	0.46
1:1G:585:G:C6	1:1G:586:C:C4	3.04	0.46
1:1G:985:C:H2'	1:1G:986:A:C8	2.50	0.46
1:1G:1318:A:H5''	19:AA:10:PHE:CB	2.43	0.46
2:12:142:LEU:HA	2:12:145:LEU:HB2	1.97	0.46
3:22:190:ARG:H	3:22:190:ARG:HD2	1.80	0.46
7:62:26:PHE:CE2	7:62:30:ILE:HD11	2.51	0.46
10:1A:54:PHE:CD1	10:1A:55:LYS:HG3	2.51	0.46
11:2A:11:LYS:HE2	11:2A:11:LYS:HB3	1.63	0.46
12:3A:82:ILE:HD12	12:3A:82:ILE:HA	1.71	0.46
16:7A:36:ILE:HD12	16:7A:56:ALA:HB2	1.98	0.46
18:9A:36:ASN:OD1	18:9A:36:ASN:N	2.44	0.46
60:2L:7:A:H3'	60:2L:8:4SU:H5''	1.97	0.46
27:14:250:G:P	39:35:60:MET:HE1	2.56	0.46
27:14:357:A:H2'	27:14:358:U:C6	2.50	0.46
27:14:2178:C:H4'	29:79:46:LYS:HG3	1.98	0.46
27:14:2315:G:H2'	27:14:2316:C:C6	2.51	0.46
27:14:2335:A:HO2'	27:14:2336:A:P	2.37	0.46
27:14:2365:G:H4'	50:E5:60:PHE:CZ	2.51	0.46
28:1J:78:A:C2	28:1J:99:A:C4	3.04	0.46
28:1J:90:C:OP1	40:45:16:ARG:HG3	2.16	0.46
33:49:75:LYS:HA	33:49:84:LYS:HG2	1.96	0.46
33:49:138:GLN:OE1	33:49:138:GLN:N	2.47	0.46
49:D5:127:LYS:O	49:D5:162:GLU:HB3	2.16	0.46
52:G5:14:ARG:NH1	52:G5:66:GLU:OE2	2.49	0.46
52:G5:65:ASN:HB3	52:G5:69:ARG:NH2	2.28	0.46
56:K5:37:ARG:HA	56:K5:37:ARG:HE	1.80	0.46
1:13:474:G:H5'	16:7I:81:ARG:HG2	1.98	0.46
1:13:482:A:C2'	1:13:483:C:H5'	2.46	0.46
1:13:636:U:H2'	1:13:637:G:C8	2.50	0.46

Continued on next page...

Continued from previous page...

Atom-1	Atom-2	Interatomic distance (Å)	Clash overlap (Å)
1:13:767:A:H3'	65:13:1816:HOH:O	2.16	0.46
1:13:895:G:H2'	1:13:896:C:H6	1.81	0.46
1:13:1151:A:H2'	1:13:1152:A:C8	2.51	0.46
1:13:1300:G:HO2'	1:13:1301:U:P	2.38	0.46
2:1E:87:ARG:HD3	2:1E:223:ILE:HD11	1.97	0.46
2:1E:91:PRO:HB3	2:1E:155:LEU:HB2	1.97	0.46
8:7E:64:LYS:C	8:7E:65:TYR:CD1	2.94	0.46
22:1K:4:C:HO2'	22:1K:70:G:H1	0.60	0.46
25:4K:53:U:C2'	25:4K:54:U:H5'	2.45	0.46
26:5K:63:G:H2'	26:5K:64:A:O4'	2.16	0.46
27:1H:32:C:O2'	27:1H:33:U:H5'	2.15	0.46
27:1H:181:A:H2'	27:1H:182:C:C6	2.51	0.46
27:1H:522:G:C6	27:1H:523:A:C4	3.04	0.46
27:1H:1236:G:OP1	39:78:30:THR:HG23	2.16	0.46
27:1H:1829:C:HO2'	30:11:259:THR:HG1	1.53	0.46
27:1H:2150:G:H2'	27:1H:2151:C:H1'	1.98	0.46
27:1H:2299:A:H4'	27:1H:2300:A:O4'	2.16	0.46
28:16:1(M):A:H2'	28:16:1(M):A:N3	2.31	0.46
33:41:97:ASP:H	33:41:100:TRP:HD1	1.63	0.46
33:41:124:SER:HB2	33:41:131:TYR:CE1	2.51	0.46
33:41:135:LEU:O	33:41:154:GLY:HA3	2.15	0.46
36:38:21:GLN:C	36:38:23:SER:H	2.24	0.46
41:98:42:LYS:CA	41:98:45:ARG:HH11	2.28	0.46
49:H8:67:LEU:HD22	49:H8:90:VAL:HG21	1.98	0.46
50:I8:27:GLU:HG3	50:I8:69:PHE:H	1.79	0.46
1:1G:660:G:H1	1:1G:745:C:N4	2.04	0.46
1:1G:967:5MC:H2'	1:1G:968:A:N7	2.31	0.46
1:1G:1225:A:H5''	1:1G:1226:C:OP2	2.15	0.46
1:1G:1353:G:O2'	1:1G:1354:C:H5'	2.16	0.46
19:AA:41:VAL:HB	19:AA:67:VAL:HA	1.98	0.46
27:14:428:A:OP2	27:14:428:A:H8	1.98	0.46
27:14:946:G:C2	27:14:947:G:C4	3.04	0.46
27:14:1180:C:H2'	27:14:1181:C:H6	1.81	0.46
27:14:1927:A:H2'	27:14:1928:A:C8	2.51	0.46
27:14:2205:C:O2	27:14:2226:C:N4	2.49	0.46
27:14:2517:C:C6	27:14:2542:A:N7	2.84	0.46
27:14:2745:C:H42	27:14:2759:G:H1	1.63	0.46
30:19:46:GLN:HB2	30:19:48:ARG:HG2	1.98	0.46
32:39:56:GLU:H	32:39:56:GLU:HG2	1.61	0.46
40:45:110:THR:HG1	40:45:112:GLU:HG2	1.80	0.46
41:55:33:ARG:HG2	41:55:115:GLU:CG	2.44	0.46

Continued on next page...

Continued from previous page...

Atom-1	Atom-2	Interatomic distance (Å)	Clash overlap (Å)
58:M5:17:THR:HG23	58:M5:21:LYS:O	2.15	0.46
1:13:17:U:H2'	1:13:18:C:C6	2.51	0.46
1:13:166:G:H2'	1:13:167:G:C8	2.50	0.46
1:13:1130:A:H5''	9:8E:18:PHE:CE2	2.50	0.46
1:13:1346:A:H5''	9:8E:120:ARG:NH1	2.30	0.46
10:1I:42:THR:HG23	10:1I:68:HIS:HA	1.98	0.46
24:3K:39:PSU:N3	24:3K:40:C:C4	2.84	0.46
27:1H:329:G:H2'	27:1H:330:U:H6	1.81	0.46
27:1H:505:A:C6	27:1H:507:A:C6	3.04	0.46
27:1H:820:C:H5'	27:1H:1402:G:O2'	2.15	0.46
27:1H:908:U:O2	27:1H:908:U:O4'	2.33	0.46
27:1H:958:A:H2'	40:88:9:TYR:OH	2.16	0.46
27:1H:1068:A:C8	27:1H:1068:A:C3'	2.99	0.46
27:1H:1071:G:C8	27:1H:1072:G:H2'	2.51	0.46
27:1H:1238:G:O2'	27:1H:1239:G:H5'	2.16	0.46
27:1H:1712:A:P	65:1H:3768:HOH:O	2.74	0.46
27:1H:1922:G:O2'	27:1H:1923:A:P	2.74	0.46
27:1H:2358:G:N3	27:1H:2394:C:H2'	2.31	0.46
27:1H:2428:G:H4'	39:78:67:MET:N	2.28	0.46
27:1H:2705:C:O2	27:1H:2858:U:H4'	2.16	0.46
65:1H:3792:HOH:O	32:31:71:GLY:HA2	2.15	0.46
37:58:107:LEU:HA	37:58:107:LEU:HD23	1.67	0.46
37:58:133:GLN:HG3	37:58:135:PRO:HD3	1.97	0.46
44:C8:98:LEU:HD23	44:C8:98:LEU:C	2.41	0.46
55:N8:35:GLU:CD	55:N8:52:TYR:HA	2.41	0.46
1:1G:778:G:H5''	1:1G:779:C:OP2	2.16	0.46
1:1G:841:U:H5'	1:1G:842:C:C2	2.51	0.46
1:1G:872:A:C4	1:1G:874:G:N7	2.83	0.46
1:1G:887:G:H21	1:1G:1489:G:H4'	1.81	0.46
1:1G:1004:A:C8	1:1G:1026:G:H8	2.34	0.46
5:42:135:THR:O	5:42:138:ALA:HB3	2.16	0.46
8:72:95:VAL:HG12	8:72:99:GLU:HB2	1.98	0.46
16:7A:3:LYS:HG3	16:7A:24:ALA:HB2	1.98	0.46
17:8A:60:ILE:HG13	17:8A:61:GLU:O	2.16	0.46
18:9A:84:LYS:HE2	18:9A:84:LYS:HA	1.98	0.46
20:BA:54:LYS:CA	20:BA:57:ARG:HH21	2.29	0.46
24:3L:16:U:O2	24:3L:18:G:H5'	2.16	0.46
27:14:443:A:N7	32:39:45:ARG:HD2	2.31	0.46
27:14:456:C:O2'	27:14:457:A:H5'	2.16	0.46
27:14:849:A:H3'	27:14:850:C:C6	2.51	0.46
27:14:969:U:O5'	27:14:969:U:H6	1.99	0.46

Continued on next page...

Continued from previous page...

Atom-1	Atom-2	Interatomic distance (Å)	Clash overlap (Å)
27:14:1818:U:O4	30:19:154:LYS:HE3	2.16	0.46
27:14:1871:A:H2'	27:14:1872:A:C8	2.51	0.46
27:14:1936:A:C8	27:14:1940:U:O2	2.69	0.46
27:14:2711:A:C8	27:14:2714:G:H1'	2.50	0.46
27:14:2759:G:N2	34:59:139:GLN:OE1	2.49	0.46
32:39:24:LEU:HD23	32:39:115:ALA:HA	1.96	0.46
32:39:152:GLU:HA	32:39:190:GLU:OE2	2.16	0.46
43:75:115:ARG:HA	43:75:115:ARG:HD2	1.75	0.46
45:95:75:PHE:CD2	45:95:81:TYR:CD1	3.04	0.46
46:A5:66:GLU:HA	46:A5:69:LEU:HG	1.98	0.46
48:C5:76:CYS:SG	48:C5:102:CYS:HB3	2.56	0.46
1:13:1333:A:H2'	1:13:1334:G:O4'	2.16	0.45
1:13:1387:G:H2'	1:13:1388:C:C6	2.51	0.45
10:1I:78:ASN:HD22	10:1I:79:ARG:N	2.13	0.45
12:3I:36:VAL:CG1	12:3I:38:ARG:HG2	2.46	0.45
13:4I:45:VAL:O	13:4I:48:LEU:HD22	2.16	0.45
16:7I:3:LYS:O	16:7I:21:VAL:HA	2.16	0.45
22:1K:4:C:H6	22:1K:4:C:O5'	1.99	0.45
24:3K:41:C:H2'	24:3K:42:C:C6	2.51	0.45
27:1H:255:A:H62	27:1H:455:U:HO2'	1.63	0.45
27:1H:305:C:H2'	27:1H:306:G:O4'	2.17	0.45
27:1H:339:A:C2'	27:1H:340:G:H5'	2.46	0.45
27:1H:719:C:H2'	27:1H:720:C:C6	2.51	0.45
27:1H:777:G:C5	30:11:208:LYS:HB2	2.51	0.45
27:1H:823:G:C4	27:1H:842:G:C8	3.04	0.45
27:1H:946:A:HO2'	27:1H:947:A:H8	1.60	0.45
27:1H:1107:U:H5''	27:1H:1108:U:C5	2.51	0.45
27:1H:1922:G:O2'	27:1H:1923:A:OP2	2.27	0.45
27:1H:1946:U:H2'	27:1H:1947:C:C6	2.51	0.45
27:1H:2577:A:C2	27:1H:2660:U:H4'	2.51	0.45
27:1H:2700:U:H2'	27:1H:2701:U:O4'	2.16	0.45
32:31:64:ILE:HA	32:31:64:ILE:HD13	1.72	0.45
42:A8:25:ARG:CG	42:A8:88:ASP:HB2	2.46	0.45
54:M8:61:ARG:NH2	54:M8:69:LYS:HD2	2.31	0.45
1:1G:191(F):U:H2'	1:1G:191:G:C8	2.50	0.45
1:1G:599:C:H42	1:1G:639:G:H1	1.63	0.45
1:1G:620:C:H2'	1:1G:621:A:O4'	2.16	0.45
1:1G:673:G:H5''	6:52:87:ARG:CZ	2.45	0.45
1:1G:729:A:H2'	1:1G:730:G:O4'	2.16	0.45
1:1G:745:C:OP1	1:1G:851:G:O2'	2.33	0.45
1:1G:783:C:O2'	1:1G:784:C:H5'	2.16	0.45

Continued on next page...

Continued from previous page...

Atom-1	Atom-2	Interatomic distance (Å)	Clash overlap (Å)
1:1G:998(A):C:H42	1:1G:1042:G:H1	1.65	0.45
1:1G:1053:G:C4	1:1G:1199:U:C5	3.04	0.45
1:1G:1198:G:H1'	10:1A:54:PHE:CE2	2.51	0.45
2:12:153:ARG:H	2:12:153:ARG:HG3	1.57	0.45
21:1B:6:ARG:NH1	21:1B:15:ARG:HH21	2.14	0.45
27:14:80:G:C2'	27:14:81:G:H5'	2.46	0.45
27:14:531:C:H4'	27:14:532:A:H5''	1.98	0.45
27:14:1469:A:H2'	27:14:1470:G:O4'	2.15	0.45
27:14:1784:A:H4'	27:14:1785:A:C5'	2.45	0.45
27:14:2302:G:H1	27:14:2314:C:H42	1.64	0.45
30:19:143:HIS:HD2	30:19:144:ALA:HB2	1.81	0.45
32:39:192:LEU:HD23	32:39:193:VAL:N	2.31	0.45
33:49:25:TYR:CE2	33:49:32:PRO:HD3	2.51	0.45
34:59:149:ARG:HD2	34:59:164:TYR:CE1	2.51	0.45
34:59:156:ALA:O	34:59:171:LEU:HA	2.15	0.45
35:69:9:LEU:H	35:69:9:LEU:HG	1.49	0.45
37:15:111:PRO:HA	37:15:114:ARG:NH1	2.31	0.45
39:35:15:ARG:O	39:35:16:ARG:C	2.59	0.45
39:35:79:ARG:HE	39:35:109:GLY:CA	2.29	0.45
40:45:10:ARG:HD3	40:45:10:ARG:HA	1.38	0.45
40:45:81:VAL:HG23	40:45:82:ARG:O	2.16	0.45
42:65:33:LYS:HE2	42:65:54:LEU:CD1	2.46	0.45
49:D5:148:ASP:O	49:D5:174:VAL:HG23	2.16	0.45
50:E5:23:VAL:HG12	50:E5:25:ARG:O	2.16	0.45
54:I5:61:ARG:HA	54:I5:61:ARG:HE	1.81	0.45
1:13:5:U:H4'	1:13:6:G:O5'	2.16	0.45
1:13:273:A:C2'	1:13:274:A:H5'	2.47	0.45
1:13:398:C:H2'	1:13:399:G:C8	2.52	0.45
1:13:490:G:P	4:3E:132:ARG:HH22	2.39	0.45
1:13:652:U:H1'	1:13:653:A:H2	1.81	0.45
1:13:1229:A:OP1	13:4I:116:THR:HG23	2.15	0.45
1:13:1309:G:C6	1:13:1329:A:C2	3.04	0.45
2:1E:163:PHE:CD1	2:1E:185:ILE:HB	2.51	0.45
4:3E:163:GLU:HA	4:3E:166:LYS:HE3	1.99	0.45
4:3E:173:TRP:CZ3	4:3E:193:ASP:HB2	2.46	0.45
13:4I:65:LYS:O	13:4I:66:LEU:HD23	2.17	0.45
13:4I:103:THR:HG22	13:4I:107:ALA:HB2	1.98	0.45
19:AI:36:ARG:HH12	19:AI:75:ALA:HB3	1.82	0.45
24:3K:60:U:O2'	24:3K:61:C:OP1	2.32	0.45
27:1H:70:A:H5''	27:1H:71:U:H3'	1.99	0.45
27:1H:214:G:O6	27:1H:447:C:O2'	2.34	0.45

Continued on next page...

Continued from previous page...

Atom-1	Atom-2	Interatomic distance (Å)	Clash overlap (Å)
27:1H:1563:U:H2'	27:1H:1564:G:C8	2.52	0.45
27:1H:1604:C:H2'	27:1H:1605:C:C6	2.52	0.45
27:1H:1829:C:C2'	27:1H:1830:U:H5'	2.46	0.45
27:1H:2406:A:H5'	39:78:63:PRO:HB3	1.97	0.45
27:1H:2452:A:H3'	27:1H:2452:A:P	2.56	0.45
27:1H:2485:G:H22	27:1H:2490:C:H5''	1.80	0.45
27:1H:2540:C:N4	27:1H:2541:U:C4	2.84	0.45
27:1H:2585:A:OP1	31:21:144:ARG:HB2	2.16	0.45
27:1H:2713:C:H42	27:1H:2720:G:H1	1.65	0.45
31:21:92:THR:O	31:21:95:ILE:HG23	2.17	0.45
35:61:11:ASN:O	35:61:12:LEU:HB2	2.17	0.45
37:58:65:LYS:O	37:58:69:GLN:HG2	2.15	0.45
43:B8:26:ASP:OD1	43:B8:120:ARG:NH2	2.49	0.45
43:B8:61:PHE:CE1	43:B8:76:PHE:HB2	2.51	0.45
44:C8:92:ARG:O	44:C8:92:ARG:HG2	2.14	0.45
50:I8:17:GLN:OE1	50:I8:17:GLN:HA	2.15	0.45
1:1G:316:G:C2	1:1G:338:A:C2	3.05	0.45
1:1G:1067:A:HO2'	1:1G:1093:A:HO2'	1.63	0.45
12:3A:89:OTD:O	12:3A:90:LEU:HD23	2.16	0.45
27:14:29:U:H2'	27:14:30:G:C8	2.50	0.45
27:14:270(E):G:H1	27:14:270(U):C:H42	1.64	0.45
27:14:1432:C:H2'	27:14:1433:U:O4'	2.15	0.45
27:14:1464:C:O2'	27:14:1528:A:C8	2.69	0.45
34:59:89:ILE:HG23	34:59:161:GLY:O	2.17	0.45
39:35:138:LEU:HD11	39:35:144:GLU:HG2	1.99	0.45
41:55:87:TYR:CD1	41:55:90:ARG:HD2	2.48	0.45
54:I5:61:ARG:HA	54:I5:61:ARG:NE	2.31	0.45
1:13:194:C:H2'	1:13:195:A:H5''	1.99	0.45
1:13:397:A:C6	1:13:548:G:N7	2.84	0.45
1:13:562:C:N3	12:3I:13:GLU:HG2	2.32	0.45
1:13:575:G:C5	1:13:881:G:C2	3.05	0.45
1:13:614:A:H2'	1:13:615:C:O4'	2.16	0.45
1:13:731:G:H2'	1:13:732:C:C6	2.52	0.45
1:13:1301:U:O2'	1:13:1302:U:OP1	2.34	0.45
1:13:1371:G:OP1	9:8E:12:GLU:HB2	2.16	0.45
3:2E:12:LEU:C	3:2E:14:ILE:H	2.23	0.45
4:3E:9:CYS:HB3	4:3E:32:ALA:CB	2.46	0.45
4:3E:81:GLU:HG3	4:3E:82:ALA:N	2.30	0.45
18:9I:50:ILE:HD11	18:9I:74:ARG:HH12	1.82	0.45
21:1F:5:ASP:C	21:1F:7:ARG:H	2.24	0.45
24:3K:29:G:C2	24:3K:30:G:C4	3.04	0.45

Continued on next page...

Continued from previous page...

Atom-1	Atom-2	Interatomic distance (Å)	Clash overlap (Å)
27:1H:417:G:H22	39:78:72:PRO:CD	2.24	0.45
27:1H:572:A:H2'	27:1H:573:A:N9	2.32	0.45
27:1H:581:U:O2	37:58:45:ASN:HB2	2.16	0.45
27:1H:783:A:N7	27:1H:809:A:H2	2.14	0.45
27:1H:1003:A:N1	27:1H:2471:G:H4'	2.32	0.45
27:1H:1296:U:C4	65:1H:4161:HOH:O	2.67	0.45
27:1H:1588:U:H2'	27:1H:1589:G:O4'	2.16	0.45
29:71:3:HIS:HB2	29:71:7:TYR:HB3	1.98	0.45
33:41:67:LYS:HZ2	54:M8:5:ILE:HB	1.80	0.45
34:51:30:LYS:HG3	34:51:79:VAL:O	2.16	0.45
37:58:67:LEU:O	37:58:88:GLU:HG3	2.17	0.45
43:B8:24:PRO:HD3	43:B8:52:ILE:HD12	1.98	0.45
49:H8:1:MET:HB3	49:H8:2:GLU:H	1.47	0.45
1:1G:327:A:C4	1:1G:329:A:C8	3.04	0.45
1:1G:406:G:H2'	1:1G:407:G:H8	1.81	0.45
1:1G:1126:U:O2	1:1G:1281:U:C2	2.69	0.45
2:12:188:ALA:O	2:12:203:GLY:N	2.49	0.45
2:12:239:VAL:HG12	2:12:240:GLN:HG3	1.98	0.45
8:72:10:LEU:HD22	8:72:83:ILE:HD11	1.98	0.45
9:82:91:ASP:OD1	9:82:91:ASP:N	2.50	0.45
11:2A:103:LEU:HD12	11:2A:103:LEU:HA	1.72	0.45
20:BA:77:ALA:O	20:BA:81:LYS:HB2	2.16	0.45
27:14:271(B):G:N3	27:14:271:G:H1'	2.32	0.45
27:14:829:A:N7	27:14:2248:C:H5'	2.32	0.45
27:14:2625:G:H2'	27:14:2626:C:C6	2.52	0.45
27:14:2862:G:C5	27:14:2863:C:C5	3.05	0.45
33:49:142:PRO:HG2	33:49:143:GLU:OE2	2.17	0.45
43:75:111:ARG:O	43:75:113:LYS:N	2.46	0.45
50:E5:72:ARG:HB3	50:E5:75:LEU:HD12	1.97	0.45
1:13:201:C:H5'	1:13:208:U:OP2	2.16	0.45
1:13:507:C:OP2	1:13:508:C:O2'	2.32	0.45
1:13:779:C:H2'	1:13:780:A:O4'	2.16	0.45
1:13:964:A:N3	1:13:969:A:O2'	2.41	0.45
1:13:1189:C:OP1	3:2E:5:ILE:HG21	2.16	0.45
3:2E:34:LEU:HD21	3:2E:38:ARG:HD2	1.99	0.45
4:3E:58:LEU:O	4:3E:58:LEU:HD22	2.16	0.45
5:4E:77:PRO:O	8:7E:105:ARG:HG3	2.16	0.45
5:4E:92:LYS:HB3	5:4E:119:LEU:HB2	1.98	0.45
9:8E:52:ALA:C	9:8E:95:LYS:HZ1	2.24	0.45
11:2I:78:GLN:O	11:2I:103:LEU:HD22	2.15	0.45
15:6I:87:ILE:HG22	15:6I:88:ARG:H	1.82	0.45

Continued on next page...

Continued from previous page...

Atom-1	Atom-2	Interatomic distance (Å)	Clash overlap (Å)
22:1K:5:G:H1'	22:1K:69:G:H1	1.82	0.45
27:1H:34:C:O2'	27:1H:35:G:OP1	2.31	0.45
27:1H:100:G:OP1	52:K8:7:ARG:NH2	2.49	0.45
27:1H:216:G:H21	27:1H:218:A:H2	1.64	0.45
27:1H:553:C:OP2	27:1H:2793:U:H5	1.99	0.45
27:1H:1018:G:H3'	27:1H:1019:A:H2'	1.99	0.45
27:1H:1286:G:C6	27:1H:1287:U:C4	3.05	0.45
27:1H:1452:U:H2'	27:1H:1453:U:H6	1.82	0.45
27:1H:2895:U:H2'	27:1H:2896:C:O4'	2.17	0.45
32:31:123:LEU:HD21	32:31:199:TRP:CZ3	2.52	0.45
32:31:179:GLU:CD	32:31:179:GLU:H	2.24	0.45
33:41:98:ARG:O	33:41:101:ILE:HG13	2.16	0.45
36:38:40:LEU:HD13	36:38:41:ARG:HG2	1.98	0.45
38:68:23:ARG:O	38:68:39:ILE:HB	2.17	0.45
40:88:137:TYR:CE1	49:H8:83:PRO:HG3	2.51	0.45
41:98:49:ASP:OD1	41:98:95:THR:HG22	2.17	0.45
42:A8:61:ASN:HB3	42:A8:64:GLU:OE2	2.16	0.45
46:E8:59:VAL:HG12	46:E8:60:ASN:OD1	2.17	0.45
47:F8:67:GLY:O	47:F8:69:TYR:N	2.50	0.45
52:K8:3:LEU:O	52:K8:6:VAL:HG13	2.17	0.45
52:K8:17:SER:OG	52:K8:20:GLU:HG2	2.16	0.45
1:1G:57:G:H2'	1:1G:58:C:H6	1.81	0.45
1:1G:635:G:C6	1:1G:636:U:C4	3.04	0.45
1:1G:825:G:H1	1:1G:875:C:H42	1.65	0.45
1:1G:946:A:O2'	1:1G:1333:A:N3	2.37	0.45
1:1G:1134:G:H1	1:1G:1140:C:H42	1.64	0.45
1:1G:1306:A:H2'	1:1G:1307:U:H6	1.79	0.45
10:1A:54:PHE:CG	10:1A:55:LYS:N	2.81	0.45
11:2A:29:ILE:HA	11:2A:44:SER:HB3	1.98	0.45
12:3A:22:PRO:O	12:3A:24:LEU:N	2.50	0.45
27:14:56:A:H2'	27:14:57:C:O4'	2.16	0.45
27:14:155:C:N4	27:14:171:G:H1	2.15	0.45
27:14:253:C:H2'	27:14:254:G:O4'	2.17	0.45
27:14:265:A:H2'	27:14:266:G:O4'	2.16	0.45
27:14:674:G:C1'	32:39:74:ARG:HD3	2.44	0.45
27:14:963:U:H5''	65:14:3960:HOH:O	2.16	0.45
27:14:1015:G:C2	27:14:1016:G:C4	3.05	0.45
27:14:1441:G:H2'	27:14:1442:G:C8	2.52	0.45
27:14:1758:G:C2	27:14:2696:U:H5'	2.51	0.45
27:14:1830:C:H4'	30:19:15:PHE:CZ	2.52	0.45
27:14:1862:G:H1	27:14:1880:C:H42	1.64	0.45

Continued on next page...

Continued from previous page...

Atom-1	Atom-2	Interatomic distance (Å)	Clash overlap (Å)
27:14:2148:G:H2'	27:14:2149:G:O4'	2.17	0.45
29:79:43:VAL:HB	29:79:192:PHE:HD2	1.81	0.45
53:H5:52:HIS:H	53:H5:52:HIS:CD2	2.35	0.45
54:I5:68:ARG:HD3	54:I5:68:ARG:HA	1.74	0.45
1:13:321:A:H61	1:13:332:G:H1	1.64	0.45
1:13:475:G:H2'	1:13:476:G:C8	2.52	0.45
1:13:524:G:H2'	1:13:525:C:C6	2.51	0.45
2:1E:178:ARG:NH2	8:7E:74:PRO:HG3	2.32	0.45
2:1E:183:PRO:HA	2:1E:198:ASP:OD2	2.17	0.45
4:3E:12:CYS:HB3	4:3E:33:MET:HG3	1.99	0.45
16:7I:19:ILE:HG22	16:7I:36:ILE:HG13	1.99	0.45
27:1H:91:G:H2'	27:1H:92:C:H6	1.81	0.45
27:1H:291:G:H2'	27:1H:292:G:O4'	2.17	0.45
27:1H:571:C:C4	27:1H:572:A:C6	3.05	0.45
27:1H:748:G:C2'	27:1H:749:G:H5''	2.44	0.45
27:1H:812:A:O4'	30:11:213:ARG:HG3	2.17	0.45
27:1H:990:G:H5''	27:1H:991:A:O5'	2.16	0.45
27:1H:1046:U:H5''	27:1H:1201:G:O6	2.17	0.45
27:1H:1189:A:C4	27:1H:1191:G:N7	2.84	0.45
27:1H:1577:G:H2'	27:1H:1578:C:C6	2.52	0.45
27:1H:1675:G:H2'	27:1H:1676:U:C6	2.51	0.45
27:1H:1703:A:H3'	27:1H:1704:C:H6	1.81	0.45
27:1H:2152:C:C2	27:1H:2183:G:C2	3.05	0.45
29:71:190:ARG:HB3	29:71:194:ARG:NH1	2.32	0.45
29:71:213:TYR:HA	29:71:222:VAL:O	2.16	0.45
32:31:125:LEU:HD21	32:31:199:TRP:CE3	2.52	0.45
37:58:6:PRO:HG2	37:58:43:THR:OG1	2.15	0.45
37:58:115:ARG:HA	37:58:118:LYS:HB2	1.97	0.45
40:88:54:MET:HG2	40:88:117:ALA:O	2.16	0.45
41:98:20:LEU:HD21	41:98:40:LYS:HD3	1.99	0.45
49:H8:69:THR:HG22	49:H8:90:VAL:CA	2.47	0.45
56:O8:27:LYS:HE3	56:O8:27:LYS:N	2.26	0.45
56:O8:41:PRO:HD2	56:O8:46:HIS:N	2.32	0.45
1:1G:232:G:H1'	1:1G:262:A:H61	1.81	0.45
1:1G:440:A:H3'	1:1G:442:C:C6	2.50	0.45
1:1G:444:C:H2'	1:1G:445:G:C8	2.51	0.45
1:1G:450:G:OP1	16:7A:43:LYS:NZ	2.47	0.45
3:22:164:ARG:HG2	3:22:165:THR:H	1.81	0.45
14:5A:23:ARG:HE	14:5A:23:ARG:HB2	1.64	0.45
17:8A:86:GLU:O	17:8A:90:ILE:HG12	2.16	0.45
20:BA:87:LYS:HA	20:BA:87:LYS:HD2	1.56	0.45

Continued on next page...

Continued from previous page...

Atom-1	Atom-2	Interatomic distance (Å)	Clash overlap (Å)
27:14:68:G:C2	27:14:69:C:C2	3.05	0.45
27:14:76:C:H2'	27:14:77:C:H6	1.82	0.45
27:14:304:G:H2'	27:14:305:U:H6	1.80	0.45
27:14:2271:G:OP1	50:E5:18:ALA:HB1	2.17	0.45
27:14:2643:G:H2'	27:14:2644:G:O4'	2.17	0.45
32:39:116:ASP:OD2	39:35:1:MET:N	2.49	0.45
37:15:72:TYR:O	37:15:84:LYS:HA	2.17	0.45
41:55:44:LEU:HD23	41:55:44:LEU:HA	1.72	0.45
41:55:103:ARG:HD2	41:55:108:GLY:O	2.17	0.45
42:65:105:ALA:O	42:65:110:LEU:HD21	2.17	0.45
49:D5:14:LYS:HA	49:D5:15:PRO:HD3	1.81	0.45
1:13:282:A:C6	1:13:283:C:C2	3.04	0.45
1:13:563:A:N7	1:13:567:G:H1'	2.31	0.45
1:13:993:G:O2'	1:13:994:A:N7	2.50	0.45
1:13:1228:C:P	13:4I:108:ARG:NH2	2.90	0.45
8:7E:12:ARG:NH1	8:7E:27:PRO:HD3	2.32	0.45
11:2I:20:TYR:HB2	11:2I:31:THR:CG2	2.46	0.45
14:5I:40:CYS:HB3	14:5I:42:ILE:N	2.31	0.45
16:7I:1:MET:HG2	16:7I:2:VAL:O	2.17	0.45
17:8I:51:TYR:HE1	17:8I:76:LEU:HB2	1.82	0.45
18:9I:74:ARG:HD3	18:9I:81:PHE:CE1	2.51	0.45
24:3K:55:U:H3	24:3K:58:A:N6	2.06	0.45
27:1H:11:G:H8	27:1H:11:G:O5'	2.00	0.45
27:1H:734:G:N7	57:P8:5:TRP:CH2	2.85	0.45
27:1H:1689:A:H2'	27:1H:1690:G:O4'	2.16	0.45
27:1H:1893:G:H5'	29:7I:205:LYS:NZ	2.31	0.45
27:1H:2188:G:N3	27:1H:2188:G:H2'	2.31	0.45
27:1H:2284:G:H5'	50:I8:20:ARG:HD3	1.98	0.45
27:1H:2374:A:O5'	58:Q8:27:THR:OG1	2.35	0.45
27:1H:2587:G:O2'	31:2I:143:ASN:HB3	2.17	0.45
30:11:64:ILE:O	30:11:64:ILE:HG13	2.16	0.45
30:11:70:TRP:O	30:11:73:VAL:HG23	2.17	0.45
38:68:107:ARG:CZ	43:B8:36:GLU:HG2	2.46	0.45
39:78:38:GLN:N	39:78:41:ARG:HG3	2.26	0.45
40:88:24[B]:GLY:HA2	40:88:67:ARG:NH2	2.30	0.45
40:88:132:VAL:HG11	49:H8:81:ARG:HD2	1.99	0.45
42:A8:42:ASP:C	42:A8:44:LYS:N	2.74	0.45
42:A8:85:VAL:HG22	42:A8:110:LEU:CB	2.47	0.45
53:L8:11:SER:OG	53:L8:13:ILE:HG12	2.16	0.45
54:M8:61:ARG:NE	54:M8:61:ARG:HA	2.32	0.45
1:1G:5:U:H4'	1:1G:6:G:O5'	2.16	0.45

Continued on next page...

Continued from previous page...

Atom-1	Atom-2	Interatomic distance (Å)	Clash overlap (Å)
1:1G:186:C:O2'	20:BA:82:SER:HA	2.16	0.45
1:1G:782:A:O3'	1:1G:1515:C:H4'	2.17	0.45
1:1G:877:C:OP1	8:72:88:LYS:HE3	2.16	0.45
1:1G:908:A:H2'	1:1G:909:A:C8	2.51	0.45
1:1G:1312:G:OP1	54:I5:58:ARG:NH1	2.42	0.45
2:12:48:MET:HG3	2:12:51:LEU:HD13	1.99	0.45
4:32:60:GLU:HG2	4:32:202:LEU:HB2	1.98	0.45
4:32:162:LEU:HA	4:32:165:MET:HB2	1.97	0.45
5:42:47:LYS:HE2	5:42:47:LYS:HB2	1.61	0.45
10:1A:49:VAL:CG2	14:5A:41:ARG:HB2	2.45	0.45
11:2A:21:ILE:HB	11:2A:84:VAL:HG12	1.97	0.45
15:6A:42:HIS:CE1	15:6A:46:HIS:CD2	3.05	0.45
27:14:95:G:H4'	52:G5:45:SER:O	2.17	0.45
27:14:324:A:C6	27:14:325:G:C4	3.05	0.45
27:14:484:C:H2'	27:14:485:C:C6	2.52	0.45
27:14:975:G:H1'	27:14:990:A:C2	2.52	0.45
27:14:1005:C:O2	27:14:1143:A:C6	2.69	0.45
27:14:1324:G:C2	27:14:1331:A:C2	3.05	0.45
27:14:1533:C:N4	27:14:1534:G:H1'	2.31	0.45
27:14:2074:U:H2'	27:14:2075:U:C6	2.52	0.45
27:14:2142:C:H2'	27:14:2143:C:C6	2.52	0.45
27:14:2177:C:H2'	27:14:2178:C:O4'	2.17	0.45
31:29:47:VAL:HG22	31:29:84:PHE:O	2.16	0.45
31:29:105:THR:HG21	31:29:164:ARG:NH1	2.31	0.45
33:49:19:LEU:HD22	33:49:23:PHE:CE2	2.52	0.45
38:25:106:LEU:HD22	38:25:111:PHE:HD2	1.81	0.45
39:35:97:PRO:O	39:35:98:GLU:HB3	2.15	0.45
39:35:107:LYS:C	39:35:109:GLY:N	2.72	0.45
40:45:74:TYR:HD1	40:45:74:TYR:HA	1.64	0.45
42:65:3:ARG:CZ	42:65:4:LEU:N	2.79	0.45
44:85:95:LEU:HD11	45:95:12:TYR:N	2.32	0.45
49:D5:54:HIS:CG	49:D5:101:PRO:HD3	2.51	0.45
49:D5:61:LEU:HB3	49:D5:65:GLN:HB2	1.99	0.45
51:F5:85:LEU:O	51:F5:88:LYS:NZ	2.38	0.45
1:13:186(C):G:C5	1:13:191(E):G:C2	3.05	0.45
1:13:199:G:H1	1:13:218:C:N4	2.15	0.45
1:13:486:U:H2'	1:13:487:A:C8	2.52	0.45
1:13:532:A:O2'	1:13:533:A:P	2.75	0.45
1:13:1013:G:N2	1:13:1016:A:OP2	2.49	0.45
1:13:1291:G:H2'	1:13:1292:U:C6	2.52	0.45
4:3E:138:TYR:CE2	4:3E:140:VAL:HG13	2.52	0.45

Continued on next page...

Continued from previous page...

Atom-1	Atom-2	Interatomic distance (Å)	Clash overlap (Å)
15:6I:78:TYR:O	15:6I:82:ILE:HG22	2.16	0.45
20:BI:25:ARG:O	20:BI:29:LYS:HG3	2.17	0.45
20:BI:43:LEU:O	20:BI:47:GLY:N	2.42	0.45
27:1H:104:C:H2'	27:1H:105:C:C6	2.51	0.45
27:1H:477:G:OP2	65:1H:3699:HOH:O	2.19	0.45
27:1H:556:G:C5	27:1H:2045:U:H5''	2.51	0.45
27:1H:612:U:H2'	27:1H:613:C:C6	2.52	0.45
27:1H:723:A:OP1	32:31:63:LYS:HE2	2.16	0.45
27:1H:1109:G:H1'	27:1H:1124:A:N6	2.31	0.45
27:1H:1316:A:C8	65:1H:3727:HOH:O	2.69	0.45
27:1H:1465:G:H8	27:1H:1465:G:O5'	2.00	0.45
27:1H:2017:C:O2'	27:1H:2018:U:H5'	2.17	0.45
27:1H:2141:U:H5''	27:1H:2142:A:OP1	2.16	0.45
27:1H:2256:U:H2'	27:1H:2257:U:C6	2.51	0.45
27:1H:2412:G:O5'	27:1H:2412:G:H8	2.00	0.45
27:1H:2663:U:H2'	27:1H:2664:C:C6	2.51	0.45
27:1H:2715:U:OP1	27:1H:2715:U:C6	2.70	0.45
29:71:173:ALA:HB3	29:71:192:PHE:CZ	2.51	0.45
30:11:101:GLU:OE1	30:11:103:ARG:HD3	2.17	0.45
33:41:41:GLN:HG3	33:41:154:GLY:O	2.17	0.45
33:41:145:THR:OG1	33:41:148:MET:HG2	2.16	0.45
35:61:118:LYS:HA	35:61:118:LYS:HD2	1.71	0.45
39:78:101:VAL:HG23	39:78:106:LEU:HB3	1.97	0.45
40:88:22[B]:LYS:H	40:88:22[B]:LYS:CD	2.30	0.45
49:H8:10:ARG:HB3	49:H8:36:LYS:HB2	1.98	0.45
52:K8:3:LEU:HD22	52:K8:7:ARG:HH21	1.81	0.45
1:1G:501:C:H2'	1:1G:502:G:C8	2.52	0.45
2:12:82:ARG:HG3	2:12:92:TYR:OH	2.17	0.45
3:22:18:TRP:NE1	14:5A:55:GLY:H	2.14	0.45
4:32:190:ASP:HB2	4:32:193:ASP:OD2	2.15	0.45
12:3A:31:ARG:HE	12:3A:31:ARG:HB3	1.55	0.45
20:BA:40:ALA:HB2	20:BA:55:ILE:HG22	1.99	0.45
21:1B:15:ARG:HG3	21:1B:17:THR:HG23	1.99	0.45
27:14:242:G:H8	58:M5:4:MET:O	1.98	0.45
27:14:390:A:H4'	27:14:391:G:H5'	1.99	0.45
27:14:529:A:H8	27:14:530:G:N1	2.14	0.45
27:14:664:C:H4'	27:14:941:A:OP1	2.16	0.45
27:14:821:A:N1	65:14:3607:HOH:O	2.36	0.45
27:14:1453:A:O2'	27:14:1454:U:H2'	2.16	0.45
27:14:1629:U:H2'	27:14:1630:G:O4'	2.17	0.45
27:14:1688:U:O2	27:14:1700:A:H5'	2.17	0.45

Continued on next page...

Continued from previous page...

Atom-1	Atom-2	Interatomic distance (Å)	Clash overlap (Å)
27:14:2138:C:H42	27:14:2153:G:H22	1.65	0.45
27:14:2287:A:H2	27:14:2346:A:N1	2.14	0.45
27:14:2680:C:H1'	31:29:187:ALA:CB	2.46	0.45
29:79:29:VAL:HA	29:79:32:LEU:HD12	1.99	0.45
29:79:194:ARG:HG2	29:79:197:GLU:OE1	2.16	0.45
35:69:10:GLU:OE1	35:69:11:ASN:HB2	2.17	0.45
42:65:5:THR:O	42:65:8:GLU:N	2.50	0.45
46:A5:110:LYS:HA	46:A5:110:LYS:HD2	1.52	0.45
49:D5:111:VAL:HG23	49:D5:146:ILE:HG13	1.98	0.45
54:I5:59:PHE:O	54:I5:63:TYR:HB3	2.16	0.45
56:K5:14:THR:HA	56:K5:21:TYR:HA	1.99	0.45
1:13:127:G:OP1	1:13:635:G:H1'	2.16	0.45
1:13:222:U:H2'	1:13:223:U:H6	1.80	0.45
1:13:369:C:C2	1:13:393:A:C2	3.05	0.45
1:13:756:C:H2'	1:13:757:U:O4'	2.16	0.45
4:3E:139:ARG:HB3	4:3E:139:ARG:HH11	1.82	0.45
9:8E:5:TYR:OH	9:8E:16:ARG:HD3	2.17	0.45
20:BI:34:LYS:O	20:BI:38:LYS:HB2	2.17	0.45
27:1H:229:U:H2'	27:1H:230:G:O4'	2.16	0.45
27:1H:579:U:O2'	27:1H:580:G:P	2.75	0.45
27:1H:675:G:H2'	27:1H:676:C:C6	2.52	0.45
27:1H:1134:G:H2'	27:1H:1136:G:H4'	1.98	0.45
27:1H:1822:C:H5''	27:1H:1823:A:OP1	2.16	0.45
27:1H:1851:A:H4'	27:1H:1852:U:O5'	2.17	0.45
27:1H:1858:G:H4'	30:11:242:ARG:CZ	2.47	0.45
27:1H:2227:C:N4	27:1H:2232:G:H1	2.14	0.45
27:1H:2494:G:O2'	27:1H:2495:G:P	2.74	0.45
27:1H:2632:C:H5''	31:21:152:LYS:HA	1.99	0.45
27:1H:2866:C:H2'	27:1H:2867:C:H6	1.81	0.45
33:41:176:LEU:HA	33:41:176:LEU:HD23	1.60	0.45
44:C8:90:VAL:CG1	44:C8:91:ASP:N	2.78	0.45
52:K8:10:LEU:HD23	52:K8:10:LEU:HA	1.74	0.45
58:Q8:50:LEU:HA	58:Q8:50:LEU:HD23	1.47	0.45
1:1G:317:G:H1	1:1G:336:C:N4	2.14	0.45
1:1G:342:C:C4	1:1G:343:U:C4	3.05	0.45
1:1G:450:G:H1	1:1G:483:C:H42	1.64	0.45
1:1G:692:U:H2'	1:1G:694:A:OP2	2.17	0.45
1:1G:867:G:O2'	1:1G:868:C:H5'	2.16	0.45
1:1G:1194:U:H2'	1:1G:1195:C:H6	1.81	0.45
1:1G:1291:G:H5''	7:62:41:ARG:NH2	2.32	0.45
1:1G:1523:G:C6	1:1G:1524:C:C4	3.04	0.45

Continued on next page...

Continued from previous page...

Atom-1	Atom-2	Interatomic distance (Å)	Clash overlap (Å)
13:4A:81:LEU:HD22	13:4A:88:ARG:HB3	1.99	0.45
14:5A:10:ALA:HB1	14:5A:23:ARG:HB3	1.97	0.45
17:8A:67:LYS:O	17:8A:69:LYS:N	2.49	0.45
27:14:208:C:H2'	27:14:209:C:H6	1.81	0.45
27:14:270(N):G:OP2	35:69:57:ARG:NH1	2.50	0.45
27:14:586:A:N1	27:14:809:G:O2'	2.40	0.45
27:14:784:A:OP2	65:14:3540:HOH:O	2.21	0.45
27:14:856:C:C6	27:14:857:C:H5	2.34	0.45
27:14:1292:U:H2'	27:14:1293:C:C6	2.52	0.45
27:14:1813:G:H1'	30:19:50:THR:OG1	2.17	0.45
27:14:2299:G:C2	27:14:2318:G:H8	2.35	0.45
27:14:2646:C:H2'	27:14:2647:U:O4'	2.17	0.45
28:1J:10:C:H42	28:1J:110:G:H1	1.64	0.45
30:19:108:PRO:HD2	30:19:111:LEU:HG	1.98	0.45
33:49:113:ARG:HH21	54:I5:34:GLU:HG3	1.81	0.45
33:49:129:GLY:HA3	33:49:163:ALA:HB3	1.99	0.45
33:49:180:PHE:C	33:49:182:LYS:H	2.24	0.45
34:59:40:GLU:HG3	34:59:41:MET:HG3	1.98	0.45
40:45:135:ASP:CG	49:D5:81:ARG:HH12	2.24	0.45
49:D5:128:VAL:HG21	49:D5:160:GLY:C	2.42	0.45
56:K5:10:LEU:O	56:K5:11:LEU:HD13	2.16	0.45
1:13:254:G:H21	17:8I:16:GLN:HG3	1.82	0.45
1:13:738:C:H2'	1:13:739:C:H6	1.82	0.45
1:13:870:U:H4'	1:13:871:U:H5''	1.99	0.45
1:13:1018:C:H2'	1:13:1019:C:O4'	2.16	0.45
1:13:1226:C:N4	13:4I:104:ARG:HD2	2.32	0.45
1:13:1290:G:H2'	1:13:1291:G:C8	2.52	0.45
1:13:1303:C:N4	1:13:1304:G:C6	2.85	0.45
5:4E:47:LYS:HE2	5:4E:47:LYS:HB2	1.73	0.45
5:4E:52:PRO:O	5:4E:55:VAL:HG12	2.17	0.45
7:6E:26:PHE:CE2	7:6E:30:ILE:HD11	2.52	0.45
9:8E:79:LEU:O	9:8E:83:ARG:HG2	2.17	0.45
16:7I:9:PHE:N	16:7I:9:PHE:CD1	2.85	0.45
22:1K:12:U:O5'	22:1K:12:U:H6	2.00	0.45
22:1K:21:A:N6	22:1K:46:7MG:C2	2.85	0.45
23:2K:61:C:H2'	23:2K:62:C:H6	1.82	0.45
27:1H:213:A:O2'	27:1H:448:C:O2	2.35	0.45
27:1H:552:A:O2'	27:1H:2066:C:O2	2.29	0.45
27:1H:1379:G:H8	27:1H:1379:G:H2'	1.65	0.45
27:1H:1486:A:H2'	27:1H:1487:G:O4'	2.17	0.45
27:1H:1566:G:H2'	27:1H:1567:U:O4'	2.16	0.45

Continued on next page...

Continued from previous page...

Atom-1	Atom-2	Interatomic distance (Å)	Clash overlap (Å)
27:1H:2603:A:O2'	27:1H:2604:C:H5'	2.17	0.45
30:11:183:ARG:HH12	30:11:266:SER:HB2	1.81	0.45
31:21:101:ARG:HA	31:21:170:LEU:O	2.16	0.45
31:21:167:VAL:CG1	31:21:189:PRO:HD3	2.47	0.45
32:31:127:GLU:C	32:31:129:PHE:H	2.24	0.45
32:31:202:PHE:O	32:31:206:ILE:HG22	2.17	0.45
33:41:17:PRO:HA	33:41:20:ILE:HG13	1.99	0.45
34:51:15:VAL:HG12	34:51:29:PRO:CD	2.47	0.45
34:51:154:PRO:HB3	34:51:163:TYR:CE1	2.52	0.45
36:38:56:ASN:OD1	36:38:56:ASN:N	2.48	0.45
41:98:38:VAL:HB	41:98:39:PRO:HD3	1.98	0.45
42:A8:89:ARG:O	42:A8:90:GLY:C	2.58	0.45
42:A8:94:TYR:CZ	42:A8:99:LYS:HG3	2.52	0.45
43:B8:108:ARG:HG3	43:B8:109:GLU:N	2.32	0.45
45:D8:14:VAL:HG23	45:D8:96:ILE:HG21	1.99	0.45
48:G8:99:CYS:SG	48:G8:105:ALA:HB3	2.56	0.45
1:1G:247:G:C6	1:1G:278:G:C2	3.04	0.45
1:1G:321:A:C2	1:1G:333:G:C2	3.05	0.45
1:1G:531:U:H4'	1:1G:532:A:OP1	2.17	0.45
1:1G:1128:C:H2'	1:1G:1147:C:H42	1.82	0.45
1:1G:1196:U:O2	25:4L:53:U:N3	2.49	0.45
1:1G:1290:G:H2'	1:1G:1291:G:H8	1.81	0.45
2:12:73:THR:HG21	2:12:97:TRP:H	1.82	0.45
2:12:114:ARG:HD3	2:12:117:GLU:HG3	1.98	0.45
4:32:163:GLU:OE2	4:32:166:LYS:NZ	2.34	0.45
5:42:37:ARG:HG2	5:42:112:LEU:HA	1.97	0.45
10:1A:16:LEU:HD22	10:1A:94:VAL:HG13	1.99	0.45
11:2A:77:MET:O	11:2A:103:LEU:HD11	2.17	0.45
16:7A:38:TYR:CE1	16:7A:50:LYS:HD2	2.52	0.45
19:AA:19:VAL:HG12	19:AA:23:ASN:HD22	1.81	0.45
27:14:58:G:N2	27:14:70:G:C5	2.85	0.45
27:14:71:A:H5''	27:14:73:A:C8	2.52	0.45
27:14:84:A:H5''	48:C5:8:LYS:HB3	1.98	0.45
27:14:768:G:H2'	27:14:769:G:H8	1.82	0.45
27:14:1265:A:C8	27:14:1267:U:C2	3.05	0.45
27:14:1441:G:H2'	27:14:1442:G:H8	1.81	0.45
27:14:1937:A:N7	27:14:1939:5MU:O2'	2.50	0.45
27:14:2859:G:H2'	27:14:2860:A:C8	2.52	0.45
38:25:69:ILE:H	38:25:69:ILE:HD12	1.81	0.45
41:55:51:LEU:HD13	41:55:70:LEU:HD11	1.99	0.45
44:85:109:LEU:HD23	44:85:109:LEU:HA	1.75	0.45

Continued on next page...

Continued from previous page...

Atom-1	Atom-2	Interatomic distance (Å)	Clash overlap (Å)
48:C5:23:ARG:HE	48:C5:23:ARG:HB3	1.51	0.45
51:F5:18:ILE:HG23	51:F5:37:ILE:HG12	1.98	0.45
58:M5:39:LYS:HG2	58:M5:43:GLN:HG3	1.98	0.45
1:13:137:C:H1'	16:7I:63:GLY:CA	2.47	0.45
1:13:640:A:N3	8:7E:115:SER:HB3	2.32	0.45
1:13:980:C:H1'	14:5I:19:ARG:HG2	1.98	0.45
11:2I:51:LYS:H	11:2I:51:LYS:HD3	1.81	0.45
17:8I:55:ASP:O	17:8I:57:VAL:HG13	2.17	0.45
27:1H:323:G:C8	65:1H:3816:HOH:O	2.68	0.45
27:1H:536:C:O2'	27:1H:537:U:H5'	2.17	0.45
27:1H:595:A:H5'	27:1H:2053:A:N7	2.32	0.45
27:1H:874:U:H2'	27:1H:876:U:O4'	2.17	0.45
27:1H:1267:C:H2'	27:1H:1268:C:C6	2.51	0.45
27:1H:2001:A:H2'	27:1H:2002:C:H6	1.81	0.45
27:1H:2076:G:P	65:1H:3724:HOH:O	2.74	0.45
27:1H:2274:C:H1'	27:1H:2401:A:N3	2.31	0.45
27:1H:2765:G:P	27:1H:2765:G:H8	2.39	0.45
30:11:132:PRO:HG3	30:11:190:TYR:CE1	2.52	0.45
31:21:108:SER:O	31:21:162:ALA:HA	2.17	0.45
41:98:86:ARG:HE	41:98:118:GLU:HG2	1.82	0.45
44:C8:49:HIS:O	44:C8:52:ARG:N	2.50	0.45
46:E8:110:LYS:HD3	46:E8:110:LYS:HA	1.51	0.45
49:H8:67:LEU:HD23	49:H8:67:LEU:HA	1.68	0.45
1:1G:38:G:C2	1:1G:397:A:C2	3.05	0.45
1:1G:695:A:OP1	11:2A:52:GLY:HA3	2.17	0.45
1:1G:738:C:H2'	1:1G:739:C:C6	2.52	0.45
1:1G:988:G:H2'	1:1G:989:C:O4'	2.17	0.45
1:1G:1153:C:N3	1:1G:1154:G:C8	2.85	0.45
2:12:141:GLU:O	2:12:145:LEU:HB2	2.17	0.45
12:3A:82:ILE:HD11	12:3A:97:ILE:HG12	1.98	0.45
59:1L:38:A:H2'	59:1L:39:PSU:C6	2.51	0.45
59:1L:75:C:N4	27:14:2553:G:H1	2.15	0.45
24:3L:46:G:N2	24:3L:48:C:H1'	2.32	0.45
27:14:35:G:H1'	27:14:454:A:C4	2.52	0.45
27:14:254:G:N7	58:M5:5:LYS:HE2	2.32	0.45
27:14:535:C:O2'	27:14:536:A:H5'	2.17	0.45
27:14:544:C:O5'	27:14:544:C:H6	2.01	0.45
27:14:1115:G:H2'	27:14:1116:C:C6	2.52	0.45
27:14:1301:A:H2	27:14:1626:G:N3	2.15	0.45
27:14:1449(A):G:H2'	27:14:1450:C:C6	2.52	0.45
27:14:1668:A:H4'	27:14:1669:A:O5'	2.16	0.45

Continued on next page...

Continued from previous page...

Atom-1	Atom-2	Interatomic distance (Å)	Clash overlap (Å)
28:1J:13:A:O2'	28:1J:15:A:O5'	2.35	0.45
30:19:44:ASN:O	30:19:46:GLN:O	2.35	0.45
31:29:54:GLN:NE2	31:29:58:ARG:HB2	2.31	0.45
31:29:54:GLN:HB2	31:29:76:ARG:CG	2.47	0.45
31:29:103:ASP:OD1	31:29:201:THR:HA	2.17	0.45
33:49:103:LEU:O	33:49:107:LEU:HG	2.17	0.45
39:35:21:ARG:O	39:35:28:GLY:HA2	2.17	0.45
45:95:29:PRO:HA	45:95:61:VAL:HG21	1.99	0.45
47:B5:35:THR:O	47:B5:39:ILE:HD13	2.17	0.45
57:L5:5:TRP:HA	57:L5:5:TRP:CE3	2.52	0.45
1:13:522:C:O2'	1:13:523:A:H5'	2.18	0.44
1:13:762:C:H2'	1:13:763:G:H8	1.80	0.44
1:13:872:A:C5	1:13:874:G:C8	3.04	0.44
1:13:1151:A:N3	10:1I:39:PRO:HG3	2.31	0.44
1:13:1157:A:N6	1:13:1180:A:C4	2.85	0.44
1:13:1300:G:O2'	1:13:1301:U:P	2.75	0.44
1:13:1322:C:H6	1:13:1322:C:OP1	1.99	0.44
2:1E:19:HIS:ND1	2:1E:20:GLU:OE1	2.45	0.44
2:1E:44:LEU:O	2:1E:47:THR:HB	2.17	0.44
4:3E:53:ASP:CG	4:3E:57:ARG:HH12	2.24	0.44
4:3E:153:ARG:HB3	4:3E:181:MET:SD	2.57	0.44
11:2I:18:ARG:NH1	11:2I:35:PRO:O	2.50	0.44
12:3I:16:ARG:HA	12:3I:16:ARG:NH1	2.32	0.44
22:1K:14:A:N7	22:1K:22:G:N2	2.65	0.44
26:5K:19:G:H1'	28:16:0:A:H61	1.82	0.44
27:1H:766:A:H3'	27:1H:767:C:C6	2.52	0.44
27:1H:777:G:C4	27:1H:1807:U:O2	2.70	0.44
27:1H:803:C:H2'	27:1H:804:C:C6	2.52	0.44
27:1H:1073:U:H1'	27:1H:1074:A:C5'	2.47	0.44
27:1H:1218:G:O6	27:1H:1220:A:N6	2.49	0.44
27:1H:1637:U:H2'	27:1H:1638:G:C8	2.52	0.44
27:1H:2353:G:C2'	27:1H:2354:G:H5'	2.47	0.44
27:1H:2570:G:H2'	27:1H:2571:C:C6	2.52	0.44
27:1H:2633:C:OP1	31:21:153:GLY:N	2.40	0.44
30:11:65:ILE:HD11	30:11:106:ILE:HG22	1.98	0.44
33:41:67:LYS:CE	54:M8:5:ILE:HB	2.47	0.44
35:61:88:ILE:HG12	35:61:122:GLU:N	2.32	0.44
39:78:47:ASP:CG	39:78:49:ARG:HH11	2.25	0.44
54:M8:40:HIS:HA	54:M8:44:THR:HB	1.98	0.44
56:O8:29:ASN:O	56:O8:32:ASN:HB3	2.17	0.44
58:Q8:57:ARG:O	58:Q8:60:LEU:N	2.50	0.44

Continued on next page...

Continued from previous page...

Atom-1	Atom-2	Interatomic distance (Å)	Clash overlap (Å)
1:1G:947:G:O3'	13:4A:109:THR:OG1	2.33	0.44
1:1G:1116:C:H42	1:1G:1184:G:H1	1.64	0.44
1:1G:1190:G:H5'	3:22:176:HIS:HE2	1.81	0.44
1:1G:1221:G:OP1	19:AA:36:ARG:HD3	2.17	0.44
1:1G:1248:A:O2'	9:82:70:LYS:NZ	2.49	0.44
1:1G:1265:G:H2'	1:1G:1266:G:O4'	2.17	0.44
1:1G:1331:G:HO2'	1:1G:1332:A:P	2.39	0.44
5:42:75:THR:OG1	5:42:117:ASP:O	2.26	0.44
7:62:69:VAL:HG21	7:62:134:ALA:HB1	1.99	0.44
27:14:363(E):U:H5'	27:14:363(F):A:OP2	2.17	0.44
27:14:581:C:N3	27:14:1259:G:N1	2.54	0.44
27:14:1204:A:C2	27:14:1206:G:C2	3.05	0.44
27:14:1487:G:H1	27:14:1502:C:H42	1.65	0.44
27:14:1547:C:H2'	27:14:1548:C:H6	1.81	0.44
27:14:1686:C:H3'	27:14:1687:G:H8	1.82	0.44
27:14:1754:C:H2'	27:14:1755:A:O4'	2.17	0.44
27:14:2659:G:OP1	34:59:158:HIS:NE2	2.50	0.44
32:39:184:TYR:O	32:39:188:ARG:HG3	2.18	0.44
40:45:57:HIS:CG	40:45:117:ALA:HB2	2.52	0.44
43:75:6:LEU:HD23	43:75:6:LEU:O	2.17	0.44
44:85:8:VAL:HG12	44:85:11:ARG:NH2	2.32	0.44
48:C5:35:TYR:CE2	48:C5:69:ALA:HB3	2.52	0.44
49:D5:8:TYR:HB2	49:D5:38:TYR:CZ	2.51	0.44
52:G5:44:LEU:HD21	52:G5:47:ASN:HA	1.99	0.44
1:13:235:C:H5'	17:8I:70:ARG:HG2	1.99	0.44
1:13:474:G:H5''	16:7I:81:ARG:CZ	2.48	0.44
1:13:857:C:P	65:13:1823:HOH:O	2.75	0.44
1:13:946:A:H2'	1:13:947:G:C8	2.52	0.44
1:13:947:G:C5	1:13:948:C:C4	3.05	0.44
1:13:1008:C:N4	1:13:1021:G:H1	2.13	0.44
1:13:1157:A:N6	1:13:1178:G:N2	2.64	0.44
1:13:1213:A:C5	1:13:1215:G:C4	3.05	0.44
1:13:1398:A:H61	5:4E:22:GLY:H	1.65	0.44
3:2E:30:ARG:HH11	14:5I:38:GLY:HA2	1.81	0.44
6:5E:94:GLN:HG2	18:9I:32:ARG:HH21	1.83	0.44
8:7E:112:LEU:HB3	8:7E:133:LEU:HA	1.99	0.44
27:1H:333:G:H2'	27:1H:334:G:C8	2.52	0.44
27:1H:1059:U:C5	37:58:28:THR:HG21	2.52	0.44
27:1H:1407:A:H2'	27:1H:1408:G:O4'	2.17	0.44
27:1H:1821:A:OP1	30:11:221:VAL:HA	2.17	0.44
27:1H:2743:G:H2'	27:1H:2744:C:C6	2.53	0.44

Continued on next page...

Continued from previous page...

Atom-1	Atom-2	Interatomic distance (Å)	Clash overlap (Å)
28:16:71:C:C2	28:16:72:G:C8	3.06	0.44
30:11:44:ASN:O	30:11:46:GLN:O	2.34	0.44
34:51:105:LEU:HD23	34:51:105:LEU:H	1.82	0.44
37:58:43:THR:HB	37:58:46:VAL:HG11	1.99	0.44
40:88:24[A]:GLY:HA2	40:88:67:ARG:NH2	2.32	0.44
42:A8:58:LEU:H	42:A8:58:LEU:CD2	2.31	0.44
46:E8:4:LYS:CB	46:E8:106:ILE:HG22	2.44	0.44
1:1G:184:G:O2'	1:1G:224:C:H5''	2.18	0.44
1:1G:807:A:C6	1:1G:808:C:N4	2.85	0.44
1:1G:1007:C:C2	1:1G:1023:G:C2	3.05	0.44
1:1G:1055:A:N6	1:1G:1206:G:C5	2.86	0.44
1:1G:1321:C:H41	1:1G:1322:C:N4	2.15	0.44
2:12:233:SER:HB2	2:12:234:PRO:HD2	1.99	0.44
4:32:63:LYS:O	4:32:67:ILE:HG13	2.17	0.44
13:4A:14:ARG:NH2	13:4A:41:PRO:HB2	2.32	0.44
18:9A:22:VAL:O	18:9A:23:LYS:HB3	2.17	0.44
19:AA:7:LYS:HB3	54:I5:67:TYR:CZ	2.52	0.44
24:3L:14:A:H2'	24:3L:14:A:N3	2.33	0.44
27:14:686:G:H8	57:L5:6:GLN:O	1.99	0.44
27:14:755:C:H2'	27:14:756:C:C6	2.51	0.44
27:14:1158:C:H4'	53:H5:31:LEU:O	2.17	0.44
27:14:1268:A:H2'	27:14:1269:A:O4'	2.17	0.44
27:14:1314:C:OP1	27:14:1332:G:H5''	2.17	0.44
27:14:1422:G:N2	27:14:1577:C:H1'	2.32	0.44
27:14:1963:U:H4'	27:14:1964:G:OP1	2.17	0.44
27:14:2016:U:H1'	55:J5:6:VAL:HG13	1.99	0.44
27:14:2068:U:C2	27:14:2430:A:H2	2.34	0.44
34:59:60:ARG:O	34:59:64:LEU:HG	2.17	0.44
35:69:84:GLY:HA2	35:69:89:TYR:HE1	1.81	0.44
40:45:54:MET:HE1	40:45:104:PHE:CG	2.50	0.44
41:55:58:GLY:HA2	41:55:80:PHE:CE2	2.52	0.44
49:D5:23:LYS:HB3	49:D5:38:TYR:CD1	2.52	0.44
50:E5:35:ASN:N	50:E5:35:ASN:HD22	2.15	0.44
56:K5:24:GLU:OE1	58:M5:35:GLN:HG2	2.18	0.44
1:13:130:A:C8	17:8I:63:ARG:HB2	2.52	0.44
1:13:347:G:H2'	1:13:348:G:O4'	2.17	0.44
1:13:390:C:O3'	16:7I:28:ARG:NH2	2.50	0.44
1:13:447:G:N2	1:13:487:A:H62	2.15	0.44
1:13:758:G:H8	1:13:758:G:O5'	2.00	0.44
1:13:833:U:H2'	1:13:834:C:H6	1.83	0.44
1:13:1096:C:O2	1:13:1170:A:O2'	2.34	0.44

Continued on next page...

Continued from previous page...

Atom-1	Atom-2	Interatomic distance (Å)	Clash overlap (Å)
6:5E:20:ALA:HA	6:5E:23:LYS:HB2	1.98	0.44
6:5E:26:ILE:HG23	6:5E:79:LEU:HD22	2.00	0.44
11:2I:77:MET:CE	11:2I:80:VAL:HG12	2.42	0.44
14:5I:12:ARG:H	14:5I:12:ARG:HG3	1.65	0.44
24:3K:8:U:O4'	24:3K:48:C:H2'	2.18	0.44
24:3K:74:C:H4'	51:J8:23:LYS:HB2	1.99	0.44
27:1H:134:G:H2'	27:1H:135:C:H6	1.81	0.44
27:1H:175:U:H2'	27:1H:176:G:C8	2.52	0.44
27:1H:470:A:N7	32:31:45:ARG:HD2	2.32	0.44
27:1H:597:G:OP2	45:D8:78:LYS:NZ	2.42	0.44
27:1H:858:U:O5'	27:1H:858:U:H6	1.99	0.44
27:1H:1728:U:O2	27:1H:1795:G:H3'	2.16	0.44
27:1H:2018:U:H2'	27:1H:2019:C:C5	2.52	0.44
27:1H:2024:A:H4'	27:1H:2702:U:O2'	2.17	0.44
27:1H:2715:U:OP1	27:1H:2715:U:H6	2.00	0.44
30:11:85:ASP:C	30:11:85:ASP:OD1	2.61	0.44
31:21:103:ASP:OD1	31:21:103:ASP:N	2.49	0.44
35:61:12:LEU:HD12	35:61:19:VAL:HG21	1.99	0.44
37:58:61:ARG:HA	37:58:61:ARG:HE	1.82	0.44
41:98:100:LEU:HD11	55:N8:56:LYS:HE2	1.98	0.44
45:D8:35:LEU:HB2	45:D8:57:VAL:HG22	1.99	0.44
49:H8:162:GLU:HG2	49:H8:163:LEU:O	2.17	0.44
52:K8:57:ILE:HG22	52:K8:61:LEU:HD12	1.99	0.44
57:P8:5:TRP:NE1	57:P8:7:PRO:HG3	2.32	0.44
1:1G:175:C:H4'	20:BA:25:ARG:HD3	1.98	0.44
1:1G:690:G:H2'	1:1G:691:G:O4'	2.18	0.44
1:1G:833:U:H2'	1:1G:834:C:H6	1.82	0.44
1:1G:892:A:C2	1:1G:907:A:C4	3.05	0.44
6:52:81:ILE:H	6:52:81:ILE:HG13	1.33	0.44
7:62:26:PHE:O	7:62:30:ILE:HG13	2.18	0.44
12:3A:7:LEU:HB3	17:8A:32:TYR:CE2	2.53	0.44
20:BA:93:GLU:C	20:BA:95:ALA:H	2.25	0.44
60:2L:14:A:C5	60:2L:22:G:C2	3.05	0.44
27:14:66:C:C2'	27:14:67:U:H5'	2.48	0.44
27:14:522:G:H8	27:14:522:G:O5'	2.00	0.44
27:14:988:A:N7	65:14:3608:HOH:O	2.36	0.44
27:14:993:G:H1'	45:95:87:HIS:NE2	2.32	0.44
27:14:1639:U:C2'	27:14:1640:C:H5''	2.47	0.44
27:14:2331:G:H4'	50:E5:43:THR:H	1.83	0.44
29:79:66:HIS:HB2	29:79:188:ASN:HD21	1.82	0.44
30:19:145:VAL:HG13	30:19:191:ALA:HB2	1.99	0.44

Continued on next page...

Continued from previous page...

Atom-1	Atom-2	Interatomic distance (Å)	Clash overlap (Å)
33:49:61:ALA:HA	33:49:66:GLN:O	2.16	0.44
33:49:97:ASP:HA	33:49:100:TRP:HB2	1.99	0.44
33:49:138:GLN:NE2	33:49:153:ARG:HG2	2.31	0.44
34:59:85:LYS:O	34:59:132:ARG:HG3	2.17	0.44
35:69:77:LEU:HD22	35:69:78:THR:H	1.82	0.44
35:69:82:ARG:H	35:69:143:SER:CB	2.26	0.44
35:69:142:VAL:HG23	35:69:143:SER:N	2.32	0.44
37:15:95:PRO:O	37:15:98:VAL:HG12	2.17	0.44
42:65:67:ARG:NH1	42:65:67:ARG:HB2	2.32	0.44
44:85:111:GLU:O	44:85:112:ARG:C	2.60	0.44
46:A5:39:THR:HG22	46:A5:44:ALA:HB2	1.98	0.44
48:C5:20:TYR:CE2	48:C5:43:ASN:HA	2.52	0.44
51:F5:91:LYS:HB3	51:F5:92:LYS:H	1.68	0.44
1:13:55:A:C6	35:69:89:TYR:CD2	3.06	0.44
1:13:406:G:N2	1:13:437:U:C2	2.86	0.44
1:13:538:G:H5'	12:3I:111:LYS:HB2	1.99	0.44
1:13:575:G:C8	1:13:881:G:N2	2.85	0.44
1:13:781:A:H5'	1:13:782:A:OP2	2.18	0.44
1:13:799:G:O6	1:13:800:G:C2	2.71	0.44
1:13:851:G:H2'	1:13:852:G:C8	2.52	0.44
1:13:1120:G:H2'	1:13:1121:U:C6	2.52	0.44
1:13:1126:U:H1'	1:13:1281:U:O2	2.17	0.44
1:13:1378:C:C5	1:13:1379:G:C8	3.06	0.44
2:1E:70:PHE:HE2	2:1E:163:PHE:HD2	1.65	0.44
6:5E:54:LYS:HB3	6:5E:54:LYS:HE2	1.57	0.44
7:6E:135:VAL:O	7:6E:139:GLU:HG3	2.18	0.44
13:4I:90:LEU:HA	13:4I:93:ARG:HG3	1.99	0.44
17:8I:22:LEU:HD12	17:8I:40:LYS:O	2.17	0.44
17:8I:76:LEU:HD11	17:8I:79:SER:N	2.32	0.44
27:1H:83:A:OP2	48:G8:8:LYS:NZ	2.36	0.44
27:1H:663:A:O5'	39:78:116:GLY:HA2	2.17	0.44
27:1H:910:G:H2'	27:1H:911:A:O4'	2.18	0.44
27:1H:1208:C:H1'	45:D8:8:GLY:O	2.18	0.44
27:1H:1491:G:N2	27:1H:1596:C:C2	2.85	0.44
27:1H:2687:G:H5'	38:68:26:LYS:HD2	2.00	0.44
28:16:73:A:OP2	65:16:303:HOH:O	2.21	0.44
30:11:223:GLY:O	30:11:224:ALA:C	2.59	0.44
31:21:131:ALA:HB1	31:21:134:ILE:HD11	2.00	0.44
31:21:152:LYS:HG3	37:58:78:TYR:CZ	2.52	0.44
33:41:68:PRO:HB3	33:41:92:VAL:HB	1.99	0.44
38:68:2:ILE:HD12	38:68:6:THR:HG21	1.98	0.44

Continued on next page...

Continued from previous page...

Atom-1	Atom-2	Interatomic distance (Å)	Clash overlap (Å)
39:78:81:GLN:NE2	39:78:106:LEU:O	2.46	0.44
42:A8:32:LEU:O	42:A8:62:LYS:HE2	2.17	0.44
43:B8:51:ARG:HG3	43:B8:98:LYS:HG3	1.99	0.44
43:B8:79:HIS:O	43:B8:81:PRO:HD3	2.17	0.44
45:D8:4:ILE:O	45:D8:37:VAL:O	2.34	0.44
45:D8:52:VAL:CG2	45:D8:55:ALA:HB3	2.48	0.44
47:F8:24:GLY:CA	47:F8:82:GLN:HE22	2.24	0.44
48:G8:23:ARG:H	48:G8:23:ARG:HG2	1.52	0.44
48:G8:88:LYS:HD3	48:G8:89:PHE:N	2.33	0.44
49:H8:125:LEU:C	49:H8:164:ALA:HB3	2.43	0.44
1:1G:60:A:N1	1:1G:107:G:O2'	2.44	0.44
1:1G:690:G:H22	11:2A:55:LYS:HZ2	1.64	0.44
1:1G:892:A:O2'	1:1G:1415:G:H4'	2.17	0.44
1:1G:1359:C:OP1	14:5A:22:THR:OG1	2.15	0.44
3:22:84:ILE:HA	3:22:87:LEU:HD12	1.99	0.44
8:72:35:ILE:O	8:72:39:LEU:HD22	2.16	0.44
9:82:48:GLU:HA	9:82:51:ARG:HH11	1.82	0.44
9:82:110:GLU:HG2	9:82:119:ALA:HB1	1.99	0.44
9:82:128:ARG:HA	9:82:128:ARG:HD3	1.79	0.44
15:6A:30:ALA:HA	15:6A:85:LEU:HD11	1.99	0.44
17:8A:52:LYS:HG2	17:8A:55:ASP:OD2	2.18	0.44
17:8A:58:GLU:O	17:8A:59:ILE:HD13	2.17	0.44
18:9A:51:LEU:HD23	18:9A:51:LEU:HA	1.86	0.44
27:14:200:U:O2	27:14:386:G:N2	2.50	0.44
27:14:242:G:H5''	58:M5:64:TYR:CE2	2.53	0.44
27:14:428:A:N6	27:14:429:A:N1	2.65	0.44
27:14:550:G:O2'	27:14:1220:A:N3	2.47	0.44
27:14:582:G:H2'	27:14:583:G:C8	2.52	0.44
27:14:651:G:OP2	58:M5:21:LYS:NZ	2.38	0.44
27:14:781:A:H2	27:14:1776:G:N3	2.16	0.44
27:14:857:C:N3	27:14:858:U:C4	2.86	0.44
27:14:1384:A:N3	27:14:1405:U:H1'	2.33	0.44
27:14:2105:C:H2'	27:14:2106:G:C8	2.52	0.44
27:14:2340:G:O2'	27:14:2341:G:H5'	2.18	0.44
27:14:2557:G:O2'	27:14:2558:C:H5'	2.17	0.44
27:14:2725:A:C4	27:14:2727:G:C8	3.06	0.44
28:1J:31:C:O2'	28:1J:53:A:N1	2.41	0.44
29:79:29:VAL:HG23	29:79:216:THR:HG23	1.98	0.44
34:59:129:THR:HG23	34:59:130:ARG:HG3	2.00	0.44
39:35:95:VAL:HG23	39:35:125:VAL:HA	1.99	0.44
42:65:18:ILE:HD13	42:65:88:ASP:HA	1.98	0.44

Continued on next page...

Continued from previous page...

Atom-1	Atom-2	Interatomic distance (Å)	Clash overlap (Å)
58:M5:34:TRP:HZ3	58:M5:36:LYS:HG3	1.82	0.44
1:13:757:U:O2'	1:13:879:C:O2	2.35	0.44
1:13:1053:G:O2'	1:13:1199:U:H5	2.00	0.44
1:13:1305:G:N7	65:13:1847:HOH:O	2.36	0.44
2:1E:33:TYR:HB2	2:1E:43:ASP:CB	2.48	0.44
3:2E:95:THR:HG23	3:2E:97:LYS:HE2	1.99	0.44
4:3E:150:GLU:C	4:3E:152:SER:H	2.26	0.44
4:3E:189:PRO:HB2	4:3E:194:LEU:HD22	1.99	0.44
14:5I:6:LEU:HB3	14:5I:23:ARG:NH2	2.32	0.44
16:7I:14:ASN:N	16:7I:15:PRO:HD3	2.32	0.44
22:1K:25:C:N4	22:1K:44:G:H1	2.15	0.44
27:1H:832:A:C5	30:11:229:VAL:HG21	2.53	0.44
27:1H:859:U:H3'	39:78:22:GLY:HA2	2.00	0.44
27:1H:887:U:H2'	27:1H:888:C:C6	2.53	0.44
27:1H:1229:G:OP2	27:1H:1229:G:H8	2.00	0.44
27:1H:1738:A:H2'	27:1H:1739:C:O4'	2.17	0.44
27:1H:1943:OMC:H1'	27:1H:1943:OMC:HM23	1.80	0.44
27:1H:2152:C:H2'	27:1H:2153:U:H5'	1.98	0.44
27:1H:2261:C:H2'	27:1H:2262:U:O4'	2.17	0.44
27:1H:2414:U:H2'	27:1H:2415:C:N1	2.32	0.44
27:1H:2414:U:H2'	27:1H:2415:C:C1'	2.47	0.44
28:16:66:A:C6	28:16:108:C:C6	3.05	0.44
28:16:77:U:P	49:H8:19:ARG:HH22	2.40	0.44
33:41:36:LYS:O	33:41:160:VAL:HG23	2.17	0.44
48:G8:36:ALA:HA	48:G8:67:LEU:O	2.17	0.44
56:O8:28:ARG:HG3	56:O8:31:PRO:HD2	1.98	0.44
58:Q8:25:MET:O	58:Q8:48:PHE:HE1	2.00	0.44
1:1G:139:G:H2'	1:1G:140:A:C8	2.52	0.44
1:1G:192:U:C1'	20:BA:103:GLY:HA2	2.47	0.44
1:1G:686:U:HO2'	1:1G:687:A:P	2.40	0.44
1:1G:752:G:H1'	1:1G:754:C:N4	2.32	0.44
1:1G:1103:C:H5''	2:12:98:LEU:HD13	1.98	0.44
1:1G:1262:C:H2'	1:1G:1263:C:H6	1.81	0.44
3:22:31:HIS:O	3:22:35:GLU:HG3	2.18	0.44
3:22:123:GLN:HG2	3:22:128:PHE:HD2	1.83	0.44
4:32:4:TYR:O	4:32:115:ARG:NH1	2.51	0.44
4:32:107:ARG:HB3	4:32:174:LEU:CD1	2.47	0.44
5:42:12:LEU:HB3	5:42:31:LEU:HB3	2.00	0.44
8:72:104:ARG:HB3	8:72:108:GLY:H	1.82	0.44
11:2A:41:THR:HG21	11:2A:71:LYS:CB	2.38	0.44
13:4A:15:VAL:O	13:4A:19:LEU:HD23	2.18	0.44

Continued on next page...

Continued from previous page...

Atom-1	Atom-2	Interatomic distance (Å)	Clash overlap (Å)
13:4A:80:ARG:HH22	19:AA:67:VAL:HG23	1.83	0.44
13:4A:91:ARG:HB3	13:4A:98:VAL:HG22	1.98	0.44
15:6A:21:ASP:OD1	15:6A:24:SER:OG	2.36	0.44
16:7A:1:MET:HE2	16:7A:3:LYS:HG2	2.00	0.44
20:BA:57:ARG:CD	20:BA:102:GLY:HA2	2.47	0.44
59:1L:76:A:H62	27:14:2584:U:H1'	1.82	0.44
27:14:18:C:O3'	44:85:23:GLY:HA2	2.17	0.44
27:14:581:C:H2'	27:14:582:G:H8	1.82	0.44
27:14:601:C:O2'	27:14:605:C:OP1	2.30	0.44
27:14:608:A:C6	27:14:609:A:C6	3.05	0.44
27:14:839:U:H1'	27:14:1191:G:H1'	2.00	0.44
27:14:868:U:C2	27:14:869:G:C8	3.06	0.44
27:14:1429:G:H2'	27:14:1430:C:H6	1.81	0.44
27:14:1533:C:C4	27:14:1534:G:H1'	2.53	0.44
27:14:1551:C:H2'	27:14:1552:G:O4'	2.18	0.44
27:14:2552:OMU:H2'	27:14:2554:U:OP2	2.17	0.44
27:14:2658:C:H2'	27:14:2659:G:O4'	2.16	0.44
27:14:2686:G:H1	27:14:2723:C:H42	1.65	0.44
29:79:216:THR:OG1	29:79:219:GLY:HA3	2.17	0.44
30:19:65:ILE:HD11	30:19:67:PHE:CD1	2.51	0.44
33:49:138:GLN:HE22	33:49:153:ARG:HG2	1.83	0.44
33:49:144:ILE:HA	33:49:144:ILE:HD13	1.64	0.44
40:45:22:LYS:HE2	40:45:98:LYS:H	1.82	0.44
40:45:22:LYS:HE2	40:45:97:VAL:HA	2.00	0.44
41:55:78:LYS:HE2	41:55:83:ILE:HD11	1.99	0.44
44:85:79:PHE:HE1	44:85:83:LEU:HD13	1.81	0.44
46:A5:21:VAL:HG13	46:A5:74:ALA:HB1	2.00	0.44
47:B5:35:THR:HB	47:B5:38:GLU:HG2	1.99	0.44
48:C5:44:ILE:H	48:C5:44:ILE:HG13	1.48	0.44
51:F5:79:GLY:C	51:F5:80:LEU:HD13	2.42	0.44
1:13:341:C:O2'	1:13:342:C:H5'	2.18	0.44
1:13:411:A:C4	1:13:413:G:H1'	2.52	0.44
1:13:453:A:C6	1:13:454:C:C4	3.06	0.44
1:13:530:G:O2'	1:13:531:U:P	2.75	0.44
1:13:544:G:OP1	4:3E:59:ARG:NH2	2.39	0.44
1:13:642:A:C2	1:13:643:C:C2	3.06	0.44
1:13:1160:G:C6	1:13:1161:C:C4	3.05	0.44
7:6E:91:VAL:HB	7:6E:96:GLN:HG2	1.99	0.44
8:7E:16:ALA:HB2	8:7E:24:THR:HG21	1.99	0.44
9:8E:128:ARG:NH2	23:2K:35:A:OP2	2.51	0.44
27:1H:77:A:H2'	27:1H:78:G:C8	2.52	0.44

Continued on next page...

Continued from previous page...

Atom-1	Atom-2	Interatomic distance (Å)	Clash overlap (Å)
27:1H:534:G:H2'	27:1H:534:G:N3	2.32	0.44
27:1H:671:C:O2'	27:1H:672:A:OP1	2.30	0.44
27:1H:1053:C:C2	27:1H:1184:G:N2	2.85	0.44
27:1H:1144:U:H3'	27:1H:1145:A:C8	2.53	0.44
27:1H:1313:G:O2'	27:1H:2035:G:O6	2.26	0.44
27:1H:2061:G:H2'	27:1H:2062:C:C6	2.52	0.44
27:1H:2200:C:H5''	29:71:213:TYR:CD1	2.52	0.44
27:1H:2807:G:N2	27:1H:2816:C:O2	2.51	0.44
28:16:40:U:C2	28:16:43:C:OP2	2.71	0.44
28:16:44:G:C2	28:16:48:A:C2	3.05	0.44
34:51:153:LYS:H	34:51:153:LYS:CE	2.31	0.44
35:61:64:GLU:O	35:61:67:ARG:HB3	2.18	0.44
39:78:37:GLY:N	39:78:40:SER:OG	2.45	0.44
49:H8:10:ARG:HH21	49:H8:26:GLY:H	1.65	0.44
50:I8:70:GLN:HB3	50:I8:78:TYR:HB2	1.98	0.44
55:N8:20:ARG:C	55:N8:22:HIS:H	2.25	0.44
1:1G:426:G:OP1	4:32:38:TYR:OH	2.34	0.44
1:1G:688:G:H5'	11:2A:46:GLY:C	2.42	0.44
1:1G:703:G:O2'	1:1G:704:A:OP2	2.34	0.44
1:1G:790:A:H8	1:1G:790:A:O5'	1.99	0.44
1:1G:1498:UR3:O4'	1:1G:1519:MA6:H2	2.17	0.44
2:12:54:THR:HG21	2:12:201:ILE:HD11	1.98	0.44
2:12:86:GLU:O	2:12:89:GLY:N	2.51	0.44
3:22:157:ILE:HD13	3:22:164:ARG:HB3	1.99	0.44
4:32:22:LYS:HD2	63:32:303:SF4:S3	2.58	0.44
4:32:76:ARG:HD2	4:32:76:ARG:HA	1.62	0.44
14:5A:36:PHE:CD1	14:5A:36:PHE:C	2.96	0.44
19:AA:40:ILE:HG22	19:AA:66:MET:O	2.18	0.44
59:1L:22:G:H2'	59:1L:23:A:C8	2.52	0.44
27:14:121:G:H4'	27:14:149:A:H5'	1.99	0.44
27:14:1000:A:C6	27:14:1001:A:N1	2.86	0.44
27:14:2827:C:H6	27:14:2827:C:H5''	1.83	0.44
28:1J:109:G:C2	28:1J:110:G:C8	3.05	0.44
30:19:206:LEU:HD22	30:19:211:ARG:HG2	2.00	0.44
35:69:29:TYR:CD1	35:69:30:LEU:HD23	2.52	0.44
35:69:78:THR:HA	35:69:104:GLN:OE1	2.17	0.44
43:75:118:ARG:HA	43:75:121:ILE:HB	2.00	0.44
52:G5:2:LYS:HE3	52:G5:6:VAL:HG12	1.98	0.44
1:13:485:G:O2'	1:13:486:U:P	2.75	0.44
1:13:655:A:C2	1:13:754:C:N4	2.86	0.44
1:13:657:G:C2	1:13:658:G:C8	3.05	0.44

Continued on next page...

Continued from previous page...

Atom-1	Atom-2	Interatomic distance (Å)	Clash overlap (Å)
1:13:1169:A:H2'	1:13:1170:A:C8	2.52	0.44
1:13:1177:G:C6	1:13:1178:G:C2	3.06	0.44
1:13:1429:C:H2'	1:13:1430:C:C6	2.53	0.44
6:5E:28:ARG:C	6:5E:32:ASN:HD22	2.23	0.44
16:7I:55:ARG:O	16:7I:58:TYR:N	2.51	0.44
19:AI:12:ASP:C	19:AI:14:HIS:N	2.76	0.44
19:AI:64:GLU:O	54:M8:56:VAL:HG11	2.18	0.44
20:BI:59:ALA:O	20:BI:63:ILE:HG13	2.18	0.44
20:BI:98:PRO:O	20:BI:100:ILE:N	2.50	0.44
27:1H:91:G:H2'	27:1H:92:C:C6	2.53	0.44
27:1H:212:A:H5'	27:1H:449:U:OP1	2.17	0.44
27:1H:493:A:H4'	57:P8:30:VAL:HG21	1.98	0.44
27:1H:554:A:H2	27:1H:2066:C:C5'	2.31	0.44
27:1H:735:C:H42	27:1H:835:U:H4'	1.82	0.44
27:1H:853:G:O4'	39:78:38:GLN:HG3	2.18	0.44
27:1H:1842:A:H8	27:1H:1842:A:O5'	2.01	0.44
27:1H:2209:G:H2'	27:1H:2210:G:C8	2.52	0.44
27:1H:2487:C:N3	27:1H:2488:C:H1'	2.32	0.44
27:1H:2488:C:H5'	27:1H:2489:A:H5''	1.99	0.44
27:1H:2834:A:OP1	31:21:113:PHE:HB2	2.18	0.44
28:16:50:G:C2	28:16:51:G:H1'	2.52	0.44
30:11:70:TRP:CZ2	30:11:150:LYS:HD3	2.53	0.44
30:11:101:GLU:CD	30:11:103:ARG:HH11	2.25	0.44
31:21:111:ARG:H	31:21:111:ARG:HG2	1.31	0.44
33:41:173:LEU:HD13	33:41:178:PHE:CD2	2.53	0.44
34:51:117:PRO:HB3	34:51:123:PHE:CE2	2.51	0.44
37:58:128:HIS:O	37:58:130:HIS:NE2	2.50	0.44
42:A8:25:ARG:HD2	42:A8:88:ASP:HB2	2.00	0.44
42:A8:89:ARG:O	42:A8:89:ARG:HG3	2.17	0.44
44:C8:91:ASP:O	44:C8:92:ARG:C	2.61	0.44
49:H8:153:SER:HA	49:H8:163:LEU:HD21	1.99	0.44
53:L8:6:VAL:HA	53:L8:55:ARG:O	2.17	0.44
58:Q8:4:MET:HE2	58:Q8:4:MET:HB2	1.63	0.44
1:1G:358:U:C4	1:1G:359:U:C5	3.06	0.44
1:1G:377:G:OP1	16:7A:3:LYS:HD2	2.17	0.44
1:1G:1009:G:H2'	1:1G:1010:G:H8	1.83	0.44
1:1G:1297:C:OP2	1:1G:1297:C:H6	2.00	0.44
3:22:6:HIS:HD2	3:22:7:PRO:HD2	1.82	0.44
3:22:29:TYR:O	3:22:29:TYR:HD1	2.01	0.44
7:62:100:ALA:O	7:62:104:LEU:HD23	2.17	0.44
9:82:75:ASP:O	9:82:78:LYS:HD2	2.18	0.44

Continued on next page...

Continued from previous page...

Atom-1	Atom-2	Interatomic distance (Å)	Clash overlap (Å)
17:8A:19:VAL:HG22	17:8A:44:ALA:HB3	2.00	0.44
24:3L:6:G:H2'	24:3L:7:A:H5''	1.99	0.44
27:14:484:C:O2'	27:14:485:C:H5'	2.17	0.44
27:14:576:U:H2'	27:14:577:G:C8	2.52	0.44
27:14:1181:C:H2'	27:14:1182:A:O4'	2.17	0.44
27:14:1359:A:H2	27:14:1372:U:O4	2.00	0.44
27:14:2104:G:H2'	27:14:2105:C:C6	2.53	0.44
27:14:2109:U:H2'	27:14:2110:G:H5'	1.99	0.44
27:14:2176:A:OP1	29:79:7:TYR:OH	2.22	0.44
27:14:2256:G:C6	27:14:2257:U:C4	3.06	0.44
27:14:2459:A:C2	27:14:2460:U:H1'	2.52	0.44
34:59:21:PRO:HG2	34:59:23:ARG:HH12	1.83	0.44
40:45:32:TYR:HE1	40:45:133:ARG:HH21	1.65	0.44
48:C5:83:THR:HG21	48:C5:99:CYS:SG	2.57	0.44
49:D5:4:ARG:NH1	49:D5:58:VAL:HG21	2.32	0.44
49:D5:48:PHE:CE1	49:D5:52:SER:HA	2.53	0.44
49:D5:146:ILE:HA	49:D5:174:VAL:HB	2.00	0.44
51:F5:69:LYS:O	51:F5:72:GLU:HB3	2.16	0.44
52:G5:35:LEU:HD12	52:G5:53:LEU:HD12	1.99	0.44
1:13:8:A:N7	4:3E:208:SER:O	2.50	0.44
1:13:156:G:H1	1:13:165:C:N4	2.13	0.44
1:13:397:A:N6	1:13:548:G:C5	2.86	0.44
1:13:413:G:C8	1:13:413:G:H3'	2.53	0.44
1:13:538:G:OP2	12:3I:112:LYS:HG3	2.18	0.44
1:13:565:U:H3'	1:13:566:G:H2'	2.00	0.44
1:13:567:G:C2	1:13:568:G:H1'	2.53	0.44
1:13:701:C:O2'	1:13:702:A:OP2	2.36	0.44
1:13:722:A:H2'	1:13:724:G:H8	1.82	0.44
1:13:936:C:H2'	1:13:937:A:O4'	2.17	0.44
4:3E:59:ARG:NH2	4:3E:62:GLN:HG3	2.32	0.44
6:5E:7:ASN:HD21	18:9I:34:TYR:HE1	1.65	0.44
7:6E:73:MET:HE3	7:6E:73:MET:HB2	1.66	0.44
12:3I:82:ILE:HA	12:3I:82:ILE:HD12	1.74	0.44
16:7I:39:TYR:HB2	16:7I:49:LEU:HD13	1.99	0.44
17:8I:40:LYS:HD2	17:8I:42:TYR:CZ	2.53	0.44
26:5K:66:U:H2'	26:5K:67:C:C6	2.53	0.44
27:1H:253:C:H2'	27:1H:254:C:O4'	2.18	0.44
27:1H:470:A:H3'	32:3I:45:ARG:HH12	1.83	0.44
27:1H:593:U:C4	27:1H:594:G:C6	3.05	0.44
27:1H:957:A:C6	27:1H:958:A:C6	3.06	0.44
27:1H:1362:C:O2'	27:1H:1439:A:N3	2.46	0.44

Continued on next page...

Continued from previous page...

Atom-1	Atom-2	Interatomic distance (Å)	Clash overlap (Å)
27:1H:1383:A:H2'	27:1H:1384:G:H8	1.83	0.44
27:1H:1450:C:H5''	27:1H:1519:A:H1'	1.99	0.44
27:1H:1482:G:H21	27:1H:1526:G:H5'	1.83	0.44
27:1H:1762:G:H2'	27:1H:1763:G:O4'	2.18	0.44
27:1H:2819:U:H5''	27:1H:2901:G:O6	2.18	0.44
28:16:99:A:C6	28:16:100:G:C5	3.06	0.44
28:16:109:G:C6	28:16:110:G:C5	3.06	0.44
30:11:78:LYS:HB2	30:11:78:LYS:HE3	1.81	0.44
33:41:55:LYS:HE3	33:41:59:GLU:OE2	2.17	0.44
33:41:82:LEU:HD23	33:41:82:LEU:HA	1.74	0.44
34:51:41:MET:HE2	34:51:41:MET:HB2	1.50	0.44
34:51:150:ALA:O	34:51:153:LYS:NZ	2.45	0.44
39:78:38:GLN:HG2	39:78:38:GLN:O	2.17	0.44
39:78:68:GLN:HG3	58:Q8:12:LYS:HG2	2.00	0.44
39:78:127:ALA:HB3	39:78:130:PHE:CE1	2.52	0.44
52:K8:16:LEU:HD12	52:K8:20:GLU:CB	2.48	0.44
52:K8:53:LEU:O	52:K8:57:ILE:HG13	2.18	0.44
57:P8:21:ARG:HD2	57:P8:30:VAL:HG11	2.00	0.44
1:1G:6:G:C4	5:42:119:LEU:HD11	2.53	0.44
1:1G:363:A:P	12:3A:30:ARG:HH21	2.41	0.44
1:1G:754:C:H5'	1:1G:755:G:C8	2.53	0.44
1:1G:881:G:C6	1:1G:882:C:C4	3.06	0.44
1:1G:962:C:H2'	1:1G:963:G:O4'	2.18	0.44
1:1G:1441:G:O5'	1:1G:1441:G:H8	2.00	0.44
3:22:182:ILE:HG12	3:22:203:PHE:HA	1.99	0.44
3:22:188:LEU:HB2	3:22:190:ARG:CZ	2.48	0.44
8:72:44:PHE:HZ	8:72:138:TRP:HA	1.83	0.44
17:8A:90:ILE:O	17:8A:91:ARG:C	2.60	0.44
59:1L:69:G:H2'	59:1L:70:G:H5''	1.98	0.44
60:2L:1:G:C6	60:2L:2:C:C4	3.05	0.44
24:3L:5:G:H2'	24:3L:6:G:O4'	2.18	0.44
24:3L:37:MIA:H121	24:3L:37:MIA:H162	1.77	0.44
27:14:58:G:C2	27:14:70:G:C6	3.05	0.44
27:14:528:A:C8	27:14:528:A:C3'	3.01	0.44
27:14:554:U:H2'	27:14:556:G:N7	2.33	0.44
27:14:828:U:H3'	27:14:828:U:O2	2.18	0.44
27:14:1728:G:C6	27:14:1730:U:OP2	2.71	0.44
27:14:1901:A:OP2	30:19:255:LYS:HE2	2.18	0.44
27:14:2262:U:O2'	27:14:2263:C:H5'	2.18	0.44
27:14:2379:G:OP1	42:65:23:ARG:NH2	2.50	0.44
30:19:77:ALA:HB2	30:19:97:TYR:CG	2.52	0.44

Continued on next page...

Continued from previous page...

Atom-1	Atom-2	Interatomic distance (Å)	Clash overlap (Å)
31:29:77:ILE:HD13	31:29:77:ILE:HA	1.74	0.44
34:59:41:MET:HA	34:59:53:GLU:O	2.18	0.44
37:15:7:LYS:H	37:15:7:LYS:HG2	1.61	0.44
38:25:104:ARG:CZ	38:25:104:ARG:HB2	2.48	0.44
40:45:35:VAL:HG12	40:45:130:LYS:O	2.17	0.44
49:D5:9:TYR:CE2	49:D5:63:ASP:HB3	2.52	0.44
52:G5:65:ASN:OD1	52:G5:65:ASN:N	2.50	0.44
54:I5:14:ILE:HG22	54:I5:21:VAL:HB	1.99	0.44
54:I5:48:ARG:HH21	54:I5:51:ASP:CB	2.30	0.44
58:M5:56:GLU:O	58:M5:59:LYS:HB2	2.17	0.44
1:13:38:G:N2	1:13:397:A:N3	2.66	0.44
1:13:51:A:N7	1:13:114:U:O2'	2.50	0.44
1:13:359:U:H2'	1:13:360:A:C8	2.52	0.44
1:13:435:C:H2'	1:13:436:C:H6	1.82	0.44
1:13:784:C:H2'	1:13:785:G:O4'	2.18	0.44
1:13:933:G:O6	7:6E:3:ARG:NH2	2.47	0.44
5:4E:126:ARG:HG3	5:4E:126:ARG:NH1	2.28	0.44
22:1K:27:G:H2'	22:1K:28:G:H8	1.83	0.44
22:1K:74:C:HO2'	22:1K:75:C:P	2.35	0.44
27:1H:267:C:H2'	27:1H:268:C:C6	2.53	0.44
27:1H:606:G:H2'	27:1H:607:G:H8	1.81	0.44
27:1H:926:A:C2	27:1H:927:G:C4	3.06	0.44
27:1H:929:G:C8	27:1H:930:G:H1'	2.53	0.44
27:1H:1736:U:O2	27:1H:1748:A:H8	2.01	0.44
27:1H:2249:C:H2'	27:1H:2250:G:O4'	2.18	0.44
27:1H:2784:G:H5''	27:1H:2785:C:OP2	2.18	0.44
27:1H:2832:A:H2'	27:1H:2833:G:C8	2.52	0.44
31:21:24:THR:HG22	31:21:186:GLY:O	2.18	0.44
32:31:34:TRP:HA	39:78:6:LEU:HG	2.00	0.44
33:41:60:LEU:HD23	33:41:60:LEU:HA	1.80	0.44
34:51:7:LEU:HD23	34:51:8:PRO:CD	2.41	0.44
40:88:41:TRP:CD1	40:88:96:VAL:HG23	2.53	0.44
49:H8:73:GLN:HE21	49:H8:73:GLN:HB2	1.68	0.44
1:1G:370:C:N4	1:1G:391:G:H1	2.16	0.44
1:1G:601:C:N4	1:1G:637:G:H1	2.15	0.44
1:1G:658:G:H2'	1:1G:659:U:C6	2.53	0.44
1:1G:1280:A:H5'	1:1G:1281:U:OP2	2.18	0.44
3:22:29:TYR:OH	14:5A:54:PRO:HD2	2.18	0.44
11:2A:18:ARG:HB2	11:2A:33:THR:OG1	2.17	0.44
17:8A:101:ARG:C	17:8A:101:ARG:HH21	2.26	0.44
27:14:139:G:N2	27:14:1596:A:H4'	2.32	0.44

Continued on next page...

Continued from previous page...

Atom-1	Atom-2	Interatomic distance (Å)	Clash overlap (Å)
27:14:617:G:OP1	32:39:40:GLN:HG2	2.17	0.44
27:14:817:C:O2'	27:14:839:U:H5''	2.17	0.44
27:14:873:G:C2	27:14:905:U:O2	2.71	0.44
27:14:886:C:HO2'	27:14:887:A:P	2.41	0.44
27:14:1507:A:O2'	27:14:1510:A:N1	2.46	0.44
27:14:1800:C:HO2'	27:14:1818:U:H3	1.59	0.44
27:14:1971:A:H5''	65:14:3689:HOH:O	2.18	0.44
27:14:2825:C:H2'	27:14:2826:A:O4'	2.17	0.44
27:14:2826:A:H3'	27:14:2827:C:H5''	1.99	0.44
27:14:2839:G:H5'	41:55:46:GLY:HA2	2.00	0.44
32:39:23:ASP:OD1	32:39:23:ASP:N	2.43	0.44
34:59:58:GLU:O	34:59:61:HIS:N	2.50	0.44
35:69:1:MET:HE1	35:69:38:LEU:HD23	2.00	0.44
35:69:84:GLY:HA2	35:69:89:TYR:CE1	2.53	0.44
37:15:51:PHE:CE2	37:15:119:ARG:HD3	2.52	0.44
37:15:128:HIS:HB2	37:15:129:PRO:HD2	2.00	0.44
40:45:83:MET:HE3	40:45:83:MET:HB3	1.83	0.44
42:65:40:ILE:HA	42:65:47:THR:HA	1.99	0.44
45:95:94:LEU:HA	45:95:94:LEU:HD23	1.71	0.44
50:E5:26:TYR:O	50:E5:29:GLN:HB2	2.18	0.44
58:M5:52:LYS:HE3	58:M5:52:LYS:HB3	1.75	0.44
1:13:165:C:H2'	1:13:166:G:C8	2.53	0.43
1:13:177:C:P	20:BI:65:LYS:NZ	2.91	0.43
1:13:372:C:N4	1:13:389:A:H62	2.16	0.43
1:13:405:U:OP2	4:3E:3:ARG:NH2	2.50	0.43
1:13:491:G:H2'	1:13:492:G:O4'	2.17	0.43
1:13:509:A:C6	1:13:510:A:N1	2.86	0.43
1:13:946:A:O2'	1:13:1333:A:N3	2.46	0.43
1:13:951:G:HO2'	1:13:972:C:H5	1.65	0.43
1:13:1192:C:OP2	3:2E:4:LYS:NZ	2.51	0.43
1:13:1307:U:OP1	13:4I:101:GLN:NE2	2.37	0.43
2:1E:168:THR:HG21	2:1E:191:ASP:CB	2.47	0.43
7:6E:113:GLU:HB2	7:6E:119:ARG:HG2	1.99	0.43
10:1I:7:LYS:O	10:1I:97:GLU:HB2	2.17	0.43
13:4I:3:ARG:NH1	13:4I:7:VAL:HG12	2.32	0.43
13:4I:49:THR:OG1	13:4I:52:GLU:OE1	2.29	0.43
17:8I:12:SER:HB3	17:8I:20:THR:OG1	2.18	0.43
20:BI:88:VAL:O	20:BI:92:LEU:HB2	2.17	0.43
27:1H:153:C:H2'	27:1H:154:G:O4'	2.18	0.43
27:1H:892:C:H2'	27:1H:893:G:O4'	2.17	0.43
27:1H:1717:A:H5''	27:1H:2563:G:OP1	2.18	0.43

Continued on next page...

Continued from previous page...

Atom-1	Atom-2	Interatomic distance (Å)	Clash overlap (Å)
27:1H:1810:U:H2'	27:1H:1816:A:H62	1.83	0.43
27:1H:2515:G:H5''	27:1H:2516:2MA:O5'	2.17	0.43
27:1H:2708:C:H2'	27:1H:2709:U:C6	2.52	0.43
27:1H:2786:C:H2'	27:1H:2787:C:H6	1.83	0.43
27:1H:2828:G:C5	27:1H:2841:G:C2	3.06	0.43
27:1H:2834:A:OP1	31:21:159:HIS:NE2	2.49	0.43
29:71:30:LYS:HE3	29:71:30:LYS:HB3	1.81	0.43
33:41:76:SER:HA	33:41:82:LEU:O	2.18	0.43
40:88:80:GLU:O	50:I8:4:LYS:HE2	2.17	0.43
42:A8:106:ARG:HA	42:A8:109:GLY:H	1.83	0.43
48:G8:55:TYR:HB3	48:G8:58:GLY:HA3	1.99	0.43
54:M8:20:ASN:HB3	54:M8:22:ILE:HG13	2.00	0.43
1:1G:468:A:C5	1:1G:474:G:H1'	2.53	0.43
1:1G:718:G:H5'	11:2A:117:ASN:CB	2.47	0.43
1:1G:1183:A:HO2'	1:1G:1184:G:P	2.41	0.43
1:1G:1338:G:C6	1:1G:1339:A:C6	3.06	0.43
2:12:8:LYS:HZ1	2:12:217:ARG:HH21	1.65	0.43
3:22:123:GLN:HG2	3:22:128:PHE:CD2	2.53	0.43
10:1A:15:THR:O	10:1A:19:SER:OG	2.29	0.43
13:4A:15:VAL:HG13	13:4A:43:THR:O	2.17	0.43
25:4L:53:U:H1'	25:4L:54:U:O5'	2.18	0.43
27:14:663:G:C6	27:14:664:C:C4	3.06	0.43
27:14:746:A:O2'	27:14:2611:U:O2'	2.32	0.43
27:14:918:A:H5''	28:1J:97:G:O2'	2.18	0.43
27:14:1161:C:H2'	27:14:1162:G:C8	2.52	0.43
27:14:1535:U:H2'	27:14:1536:A:O4'	2.18	0.43
27:14:1614:A:H61	46:A5:88:ARG:H	1.64	0.43
27:14:1728:G:C2	27:14:1730:U:OP2	2.71	0.43
27:14:2462:U:H2'	27:14:2463:C:O4'	2.17	0.43
27:14:2562:U:H1'	38:25:23:ARG:HD3	2.00	0.43
27:14:2615:U:N1	55:J5:7:PRO:HA	2.33	0.43
30:19:71:ASP:OD2	30:19:103:ARG:NH2	2.51	0.43
31:29:26:ILE:O	31:29:181:LEU:HD12	2.18	0.43
33:49:76:SER:N	33:49:84:LYS:HG2	2.33	0.43
33:49:133:LEU:HD11	33:49:157:ILE:HD12	2.00	0.43
35:69:79:ILE:N	35:69:80:PRO:HD3	2.33	0.43
37:15:15:LEU:HD22	37:15:16:ILE:N	2.33	0.43
42:65:76:LYS:O	42:65:80:LEU:HG	2.18	0.43
44:85:12:ARG:HG3	44:85:12:ARG:NH1	2.33	0.43
44:85:66:ASN:HD21	44:85:70:ARG:NH2	2.16	0.43
49:D5:139:VAL:HG22	49:D5:155:LEU:HD22	1.99	0.43

Continued on next page...

Continued from previous page...

Atom-1	Atom-2	Interatomic distance (Å)	Clash overlap (Å)
1:13:166:G:H2'	1:13:167:G:H8	1.84	0.43
1:13:191(C):G:H2'	1:13:191(D):U:O4'	2.18	0.43
1:13:457:C:N3	1:13:476:G:C2	2.86	0.43
1:13:538:G:OP1	12:3I:110:ARG:HD3	2.18	0.43
1:13:685:G:O2'	1:13:686:U:H5'	2.18	0.43
1:13:1060:C:C4	3:2E:2:GLY:HA3	2.53	0.43
1:13:1492:A:OP1	12:3I:44:LYS:HB3	2.18	0.43
1:13:1525:G:OP1	11:2I:120:ARG:NH2	2.51	0.43
2:1E:178:ARG:HD2	2:1E:178:ARG:HA	1.69	0.43
3:2E:76:VAL:O	3:2E:83:ARG:HG2	2.19	0.43
4:3E:20:TYR:HA	4:3E:26:CYS:SG	2.58	0.43
4:3E:81:GLU:HA	4:3E:84:LYS:HB2	1.99	0.43
6:5E:21:LEU:HD22	6:5E:21:LEU:HA	1.90	0.43
6:5E:62:TRP:O	6:5E:63:TYR:HD1	2.01	0.43
9:8E:16:ARG:O	9:8E:63:ILE:HA	2.18	0.43
11:2I:107:SER:C	11:2I:108:ILE:HD12	2.43	0.43
13:4I:54:VAL:HA	13:4I:57:ARG:HB3	2.00	0.43
22:1K:54:5MU:O5'	22:1K:54:5MU:H6	2.01	0.43
23:2K:53:G:H2'	23:2K:54:5MU:C6	2.53	0.43
27:1H:347:A:OP2	32:3I:169:ASN:HB2	2.19	0.43
27:1H:456:A:H5'	65:1H:4126:HOH:O	2.18	0.43
27:1H:596:A:H2'	27:1H:597:G:O4'	2.18	0.43
27:1H:712:C:H4'	27:1H:987:A:OP1	2.18	0.43
27:1H:1434:C:C2	27:1H:1435:G:C8	3.06	0.43
27:1H:1818:A:H2	27:1H:2619:C:H1'	1.83	0.43
27:1H:2157:A:H2	27:1H:2182:G:HO2'	1.63	0.43
27:1H:2198:C:H1'	29:7I:217:THR:O	2.17	0.43
27:1H:2452:A:H5'	27:1H:2452:A:H8	1.78	0.43
27:1H:2613:A:C6	27:1H:2614:C:N4	2.86	0.43
31:2I:12:THR:HG21	43:B8:11:GLU:CD	2.43	0.43
32:3I:40:GLN:HE22	32:3I:184:TYR:HB3	1.82	0.43
32:3I:56:GLU:H	32:3I:56:GLU:HG2	1.59	0.43
33:4I:62:LEU:HD12	33:4I:62:LEU:HA	1.76	0.43
33:4I:131:TYR:HB3	33:4I:159:VAL:HG22	2.00	0.43
37:58:131:GLN:NE2	37:58:132:ALA:HB2	2.33	0.43
41:98:9:LYS:HE2	41:98:9:LYS:HB3	1.84	0.43
44:C8:49:HIS:O	44:C8:50:ARG:C	2.61	0.43
44:C8:91:ASP:O	44:C8:95:LEU:N	2.45	0.43
46:E8:97:LYS:HE2	46:E8:99:ARG:NH2	2.32	0.43
54:M8:16:CYS:SG	54:M8:36:CYS:N	2.92	0.43
1:1G:157:G:H2'	1:1G:158:G:C8	2.54	0.43

Continued on next page...

Continued from previous page...

Atom-1	Atom-2	Interatomic distance (Å)	Clash overlap (Å)
1:1G:182:U:OP2	1:1G:183:G:N7	2.51	0.43
1:1G:232:G:H1'	1:1G:262:A:N1	2.33	0.43
1:1G:321:A:H2'	1:1G:322:C:C6	2.53	0.43
1:1G:433:C:C2'	1:1G:434:U:H5'	2.48	0.43
1:1G:718:G:H5'	11:2A:117:ASN:CG	2.43	0.43
1:1G:868:C:H2'	1:1G:869:G:O4'	2.18	0.43
1:1G:986:A:H1'	19:AA:55:LYS:HA	2.00	0.43
1:1G:1343:G:O2'	9:82:121:ARG:HG2	2.18	0.43
1:1G:1476:G:H2'	1:1G:1477:C:C6	2.53	0.43
1:1G:1494:G:H4'	27:14:1913:A:C8	2.53	0.43
3:22:119:ARG:HH22	3:22:140:ARG:CB	2.31	0.43
4:32:11:LEU:HD12	4:32:21:LEU:HD13	1.99	0.43
5:42:103:GLY:O	5:42:106:PRO:HD2	2.18	0.43
9:82:26:VAL:HG13	9:82:61:ALA:HB3	2.00	0.43
9:82:105:ASP:O	9:82:107:ARG:N	2.51	0.43
60:2L:24:G:H2'	60:2L:25:C:O4'	2.18	0.43
27:14:141:A:H8	27:14:1595:G:H21	1.63	0.43
27:14:273(E):U:H3	27:14:363(A):A:H61	1.65	0.43
27:14:743:G:OP1	31:29:130:GLY:HA2	2.18	0.43
27:14:997:G:C2	27:14:1159:U:C2	3.06	0.43
27:14:1403:C:H5''	27:14:1471:A:C1'	2.49	0.43
27:14:1537:C:H2'	27:14:1538:G:C8	2.53	0.43
27:14:2031:A:N3	27:14:2455:G:O2'	2.38	0.43
27:14:2357:U:OP1	50:E5:20:ARG:HD2	2.18	0.43
27:14:2712:U:O2'	27:14:2712(A):A:P	2.76	0.43
35:69:5:LEU:HD12	35:69:17:GLN:O	2.18	0.43
37:15:112:LEU:HD23	37:15:113:GLY:N	2.33	0.43
38:25:104:ARG:H	38:25:122:LEU:C	2.26	0.43
41:55:100:LEU:HD11	41:55:113:LEU:HD13	2.00	0.43
46:A5:11:ARG:HA	46:A5:100:THR:HG22	1.99	0.43
49:D5:5:LEU:HD13	49:D5:6:LYS:N	2.33	0.43
1:13:511:C:O3'	4:3E:43:HIS:CE1	2.71	0.43
1:13:749:C:H2'	1:13:750:G:H8	1.82	0.43
1:13:974:A:P	14:5I:41:ARG:HH12	2.40	0.43
1:13:1349:A:H3'	1:13:1350:A:H8	1.83	0.43
3:2E:164:ARG:CZ	25:4K:55:U:H1'	2.48	0.43
4:3E:88:VAL:HG12	4:3E:91:SER:H	1.83	0.43
6:5E:43:LEU:HD11	18:9I:35:ARG:NH1	2.33	0.43
13:4I:12:ASN:N	13:4I:12:ASN:OD1	2.51	0.43
13:4I:81:LEU:O	13:4I:89:GLY:HA3	2.17	0.43
23:2K:1:G:C2	23:2K:2:C:C4	3.06	0.43

Continued on next page...

Continued from previous page...

Atom-1	Atom-2	Interatomic distance (Å)	Clash overlap (Å)
24:3K:25:C:C4	24:3K:26:A:C8	3.07	0.43
27:1H:650:C:O5'	27:1H:650:C:H6	2.01	0.43
27:1H:1173:A:H4'	27:1H:1174:A:C5'	2.48	0.43
27:1H:1315:A:OP2	65:1H:3702:HOH:O	2.21	0.43
27:1H:1322:A:H4'	27:1H:1323:A:O5'	2.17	0.43
27:1H:1584:C:H2'	27:1H:1585:G:C8	2.53	0.43
27:1H:1754:U:C2	27:1H:1789:U:H5'	2.52	0.43
27:1H:1767:G:H2'	27:1H:1770:G:O6	2.18	0.43
27:1H:1814:C:H1'	27:1H:2622:U:H5''	1.98	0.43
27:1H:2725:U:OP1	27:1H:2728:G:H4'	2.19	0.43
27:1H:2816:C:H2'	27:1H:2817:G:C8	2.53	0.43
30:11:227:ASN:HB3	30:11:228:PRO:CD	2.49	0.43
34:51:24:VAL:HG23	34:51:25:LYS:O	2.18	0.43
38:68:79:PHE:CE2	38:68:101:PRO:HB2	2.53	0.43
40:88:23[A]:GLY:HA2	40:88:101:ARG:NH1	2.34	0.43
42:A8:59:LYS:CG	42:A8:60:GLY:H	2.31	0.43
52:K8:4:SER:O	52:K8:8:LYS:HG2	2.19	0.43
1:1G:28:G:O2'	1:1G:296:U:OP1	2.33	0.43
1:1G:244:U:O4	1:1G:906:G:H1'	2.18	0.43
1:1G:903:G:H2'	1:1G:904:C:C6	2.53	0.43
1:1G:1065:U:C5	1:1G:1190:G:H1'	2.52	0.43
1:1G:1129:C:H2'	1:1G:1130:A:N7	2.34	0.43
1:1G:1321:C:H4'	13:4A:87:TYR:CE2	2.53	0.43
1:1G:1346:A:C8	7:62:10:ARG:NH2	2.85	0.43
1:1G:1348:U:H2'	1:1G:1349:A:C8	2.50	0.43
3:22:175:LEU:HD21	3:22:201:TYR:CD1	2.53	0.43
4:32:101:LEU:HD21	4:32:121:VAL:HG11	2.00	0.43
17:8A:63:ARG:HG2	17:8A:64:PRO:HD2	2.00	0.43
59:1L:76:A:H62	27:14:2583:G:H21	1.66	0.43
27:14:278:A:H3'	27:14:278:A:OP2	2.17	0.43
27:14:582:G:H2'	27:14:583:G:H8	1.83	0.43
27:14:588:U:OP2	27:14:588:U:C6	2.71	0.43
27:14:594:U:H2'	27:14:595:C:C6	2.53	0.43
27:14:710:G:H2'	27:14:711:G:O4'	2.18	0.43
27:14:764:A:OP1	30:19:208:LYS:HE3	2.18	0.43
27:14:993:G:O4'	45:95:87:HIS:CD2	2.71	0.43
27:14:1104:C:H2'	27:14:1105:U:C6	2.53	0.43
27:14:1142(A):A:O2'	27:14:1143:A:P	2.77	0.43
27:14:1686:C:H5'	27:14:1687:G:OP2	2.18	0.43
27:14:1712:C:C2	27:14:1747:G:C2	3.06	0.43
27:14:1930:G:O2'	27:14:1931:U:O5'	2.36	0.43

Continued on next page...

Continued from previous page...

Atom-1	Atom-2	Interatomic distance (Å)	Clash overlap (Å)
27:14:2355:C:H1'	50:E5:39:ARG:HH21	1.83	0.43
28:1J:46:A:H2'	28:1J:47:C:C6	2.53	0.43
31:29:54:GLN:HB2	31:29:76:ARG:HG2	1.99	0.43
35:69:29:TYR:O	35:69:32:PRO:HD2	2.18	0.43
43:75:90:GLN:OE1	43:75:121:ILE:HD11	2.17	0.43
49:D5:76:LEU:H	49:D5:76:LEU:HD23	1.83	0.43
55:J5:6:VAL:HG13	55:J5:7:PRO:HD2	1.99	0.43
56:K5:33:LYS:HB3	56:K5:35:GLU:H	1.83	0.43
58:M5:63:PRO:HG2	58:M5:64:TYR:CD2	2.53	0.43
1:13:64:G:H4'	1:13:65:U:H5'	2.00	0.43
1:13:89:U:H2'	1:13:90:C:C6	2.53	0.43
1:13:264:U:O2'	17:8I:64:PRO:O	2.35	0.43
1:13:509:A:C8	1:13:509:A:H3'	2.54	0.43
1:13:945:G:C6	1:13:1337:G:C5	3.06	0.43
1:13:974:A:P	14:5I:29:ARG:NH2	2.91	0.43
1:13:1023:G:C2	1:13:1024:G:H1'	2.53	0.43
1:13:1346:A:C5	7:6E:10:ARG:CZ	3.01	0.43
1:13:1403:C:C2	1:13:1404:5MC:HM52	2.53	0.43
1:13:1431:C:H2'	1:13:1432:G:O4'	2.18	0.43
2:1E:47:THR:OG1	2:1E:202:PRO:O	2.37	0.43
7:6E:53:LYS:HA	7:6E:53:LYS:HD2	1.86	0.43
11:2I:87:THR:HG22	11:2I:88:GLY:H	1.82	0.43
12:3I:44:LYS:HE3	25:4K:51:U:OP1	2.17	0.43
19:AI:53:ASN:HD21	19:AI:56:GLN:HG2	1.83	0.43
22:1K:37:MIA:H113	22:1K:38:A:H1'	2.01	0.43
24:3K:58:A:H1'	24:3K:60:U:C5	2.53	0.43
26:5K:22:G:H8	26:5K:22:G:OP2	2.01	0.43
27:1H:13:A:N1	27:1H:551:U:H2'	2.34	0.43
27:1H:24:G:O2'	46:E8:77:ASP:HB3	2.19	0.43
27:1H:35:G:H1'	27:1H:481:A:C4	2.53	0.43
27:1H:1100:C:N4	27:1H:1153:G:H1	2.15	0.43
27:1H:2446:A:H5''	27:1H:2447:A:OP1	2.18	0.43
27:1H:2775:G:H1'	34:51:143:GLN:OE1	2.19	0.43
27:1H:2809:G:H3'	27:1H:2810:U:C5'	2.49	0.43
27:1H:2873:G:H2'	27:1H:2874:C:C6	2.53	0.43
35:61:127:VAL:HG22	35:61:139:GLN:HB3	2.00	0.43
37:58:71:ILE:HD13	37:58:86:PRO:HA	2.00	0.43
38:68:77:ILE:HD13	38:68:78:ARG:N	2.33	0.43
40:88:85:LYS:HD2	40:88:85:LYS:N	2.32	0.43
42:A8:78:LEU:CD1	42:A8:108:GLY:HA2	2.49	0.43
49:H8:111:VAL:HG12	49:H8:112:ARG:HH21	1.83	0.43

Continued on next page...

Continued from previous page...

Atom-1	Atom-2	Interatomic distance (Å)	Clash overlap (Å)
52:K8:22:GLU:CD	52:K8:68:ARG:HH22	2.23	0.43
1:1G:8:A:H4'	1:1G:9:G:OP1	2.17	0.43
1:1G:95:G:C2	1:1G:96:G:C5	3.06	0.43
1:1G:345:C:O2'	1:1G:346:G:N3	2.48	0.43
1:1G:1310:G:N2	1:1G:1328:C:N3	2.66	0.43
5:42:81:GLU:HB3	5:42:90:VAL:HG12	2.00	0.43
6:52:14:LEU:HB3	6:52:19:LEU:HB2	1.99	0.43
8:72:12:ARG:NH1	8:72:27:PRO:HD3	2.33	0.43
9:82:47:LEU:HD12	9:82:47:LEU:N	2.33	0.43
21:1B:12:LYS:O	21:1B:16:GLY:N	2.50	0.43
27:14:146:G:H2'	27:14:147:U:O4'	2.18	0.43
27:14:784:A:C8	27:14:792:G:C5	3.06	0.43
27:14:1011:G:C2	27:14:1013:C:C2	3.07	0.43
27:14:1509:C:H5'	27:14:1510:A:O4'	2.18	0.43
27:14:1519:G:H2'	27:14:1520:U:O4'	2.19	0.43
27:14:1665:A:H4'	38:25:67:LYS:HB2	1.99	0.43
27:14:1802:A:N1	27:14:1822:G:H1'	2.33	0.43
27:14:2762:G:H2'	27:14:2762:G:N3	2.32	0.43
27:14:2795:G:H3'	27:14:2797:U:H5''	1.99	0.43
29:79:53:ARG:HG2	29:79:54:SER:H	1.83	0.43
31:29:60:ASN:OD1	31:29:62:PRO:HD2	2.18	0.43
43:75:124:ASP:OD1	43:75:124:ASP:N	2.51	0.43
57:L5:12:ARG:NH2	57:L5:44:PRO:HB3	2.33	0.43
1:13:73:G:H2'	1:13:74:C:O4'	2.18	0.43
1:13:628:G:H2'	1:13:629:G:O4'	2.17	0.43
1:13:974:A:OP2	14:5I:41:ARG:NH1	2.51	0.43
1:13:977:A:O2'	1:13:979:C:OP2	2.34	0.43
2:1E:184:VAL:H	2:1E:198:ASP:HB2	1.84	0.43
3:2E:12:LEU:C	3:2E:14:ILE:N	2.75	0.43
4:3E:155:LEU:HD23	4:3E:155:LEU:HA	1.86	0.43
6:5E:46:ARG:HB3	6:5E:60:PHE:CE1	2.53	0.43
24:3K:22:G:N7	24:3K:46:G:N1	2.66	0.43
27:1H:275:U:O5'	27:1H:275:U:H6	2.02	0.43
27:1H:1515:C:OP1	27:1H:1515:C:H4'	2.18	0.43
27:1H:1878:G:H5''	27:1H:1878:G:H8	1.84	0.43
27:1H:1923:A:N1	27:1H:1993:A:C6	2.86	0.43
27:1H:2051:U:H2'	27:1H:2052:G:O4'	2.19	0.43
27:1H:2300:A:C2	27:1H:2359:A:N1	2.87	0.43
27:1H:2373:A:H8	27:1H:2373:A:O5'	2.00	0.43
27:1H:2860:U:N3	27:1H:2878:G:O4'	2.37	0.43
32:31:197:ASP:O	32:31:198:ALA:HB3	2.18	0.43

Continued on next page...

Continued from previous page...

Atom-1	Atom-2	Interatomic distance (Å)	Clash overlap (Å)
35:61:87:LYS:HG3	35:61:122:GLU:HG2	2.01	0.43
36:38:13:LEU:HB3	36:38:15:GLU:HB3	2.01	0.43
44:C8:19:LYS:C	44:C8:21:ALA:N	2.75	0.43
47:F8:49:VAL:CG1	47:F8:50:LYS:N	2.80	0.43
52:K8:41:ILE:HG23	52:K8:41:ILE:HD12	1.78	0.43
58:Q8:32:LEU:HD23	58:Q8:32:LEU:HA	1.86	0.43
1:1G:416:G:C6	1:1G:417:C:C4	3.06	0.43
2:12:185:ILE:HG22	2:12:199:TYR:HB2	2.01	0.43
6:52:61:LEU:HB3	6:52:63:TYR:HE1	1.83	0.43
6:52:92:LYS:HB3	6:52:92:LYS:HE2	1.76	0.43
8:72:121:ASP:OD1	8:72:121:ASP:N	2.50	0.43
9:82:37:PHE:HA	9:82:40:LEU:HD12	2.00	0.43
12:3A:100:GLY:N	12:3A:104:ALA:O	2.51	0.43
17:8A:9:VAL:HG22	17:8A:56:VAL:HG22	2.01	0.43
17:8A:10:VAL:HG23	17:8A:55:ASP:O	2.19	0.43
17:8A:78:GLU:OE2	17:8A:81:ARG:HD2	2.18	0.43
19:AA:50:ALA:HA	19:AA:58:VAL:O	2.18	0.43
59:1L:51:U:H2'	59:1L:52:G:H8	1.83	0.43
27:14:382:G:OP2	65:14:3552:HOH:O	2.20	0.43
27:14:654(B):C:O5'	27:14:654(B):C:H6	2.01	0.43
27:14:754:C:H2'	27:14:755:C:C6	2.54	0.43
27:14:930:U:H3'	27:14:930:U:OP1	2.19	0.43
27:14:1412:A:H2'	27:14:1413:G:C8	2.54	0.43
27:14:1541:U:H2'	27:14:1542:G:O4'	2.19	0.43
27:14:1910:G:H2'	27:14:1911:PSU:O4'	2.19	0.43
27:14:2029:G:H2'	27:14:2031:A:OP2	2.18	0.43
27:14:2417:C:OP1	39:35:65:ARG:NH1	2.52	0.43
27:14:2611:U:C4	55:J5:3:LYS:HG2	2.53	0.43
30:19:16:MET:HB2	30:19:207:GLY:HA3	2.00	0.43
30:19:33:LEU:O	30:19:64:ILE:HG23	2.18	0.43
30:19:79:VAL:CG1	30:19:113:VAL:HA	2.47	0.43
33:49:75:LYS:HE2	33:49:75:LYS:HB3	1.64	0.43
39:35:57:THR:HG22	39:35:57:THR:O	2.18	0.43
44:85:21:ALA:HB1	44:85:24:TYR:CD2	2.54	0.43
44:85:79:PHE:O	44:85:79:PHE:HD1	2.02	0.43
58:M5:37:SER:C	58:M5:39:LYS:N	2.76	0.43
1:13:328:C:O2	1:13:328:C:H2'	2.18	0.43
1:13:1008:C:N4	1:13:1021:G:H22	2.17	0.43
1:13:1301:U:HO2'	1:13:1302:U:P	2.42	0.43
2:1E:51:LEU:HG	2:1E:51:LEU:H	1.53	0.43
2:1E:134:GLU:HA	2:1E:137:ARG:HB3	2.01	0.43

Continued on next page...

Continued from previous page...

Atom-1	Atom-2	Interatomic distance (Å)	Clash overlap (Å)
2:1E:215:LEU:HD23	2:1E:215:LEU:HA	1.83	0.43
13:4I:64:TRP:CD1	13:4I:64:TRP:N	2.86	0.43
16:7I:1:MET:SD	16:7I:3:LYS:HD3	2.58	0.43
18:9I:18:ARG:HB2	18:9I:19:LYS:H	1.54	0.43
19:AI:10:PHE:N	19:AI:10:PHE:CD1	2.86	0.43
22:1K:52:G:H5''	22:1K:52:G:H8	1.84	0.43
27:1H:440:A:N7	27:1H:2424:A:H2	2.15	0.43
27:1H:2147:G:H1'	29:71:42:GLU:OE1	2.19	0.43
33:4I:78:SER:O	33:4I:80:PHE:N	2.51	0.43
34:5I:121:ILE:HD13	34:5I:121:ILE:HA	1.71	0.43
34:5I:124:GLU:HG2	34:5I:126:PRO:HD3	1.99	0.43
34:5I:129:THR:O	34:5I:129:THR:OG1	2.30	0.43
40:88:17:LEU:HD21	40:88:96:VAL:HG22	2.00	0.43
41:98:32:GLY:HA2	41:98:116:LEU:HD12	2.00	0.43
42:A8:38:GLN:HG3	42:A8:47:THR:HG21	2.00	0.43
47:F8:14:SER:O	47:F8:17:ALA:N	2.52	0.43
48:G8:42:VAL:CG2	48:G8:43:ASN:N	2.81	0.43
53:L8:35:ARG:HE	53:L8:35:ARG:HB3	1.56	0.43
58:Q8:56:GLU:O	58:Q8:60:LEU:HD12	2.17	0.43
1:1G:925:G:N2	1:1G:1503:A:OP1	2.51	0.43
1:1G:967:5MC:H2'	1:1G:968:A:C8	2.54	0.43
1:1G:1293:G:H2'	1:1G:1294:G:O4'	2.19	0.43
1:1G:1413:A:C2	1:1G:1488:G:C2	3.06	0.43
8:72:1:MET:H3	8:72:1:MET:CE	2.31	0.43
16:7A:23:ASP:OD2	16:7A:25:ARG:NH1	2.52	0.43
20:BA:35:THR:HA	20:BA:38:LYS:HZ3	1.83	0.43
59:1L:10:G:H2'	59:1L:11:C:C6	2.54	0.43
27:14:850:C:O3'	53:H5:49:LYS:HE2	2.19	0.43
27:14:1044:G:O2'	27:14:1111:A:N1	2.45	0.43
27:14:1309:G:O2'	27:14:1611:C:O2'	2.36	0.43
27:14:1677:A:N6	65:14:3617:HOH:O	2.38	0.43
27:14:2173:A:H2'	27:14:2173:A:N3	2.33	0.43
27:14:2568:C:O5'	27:14:2568:C:H6	2.02	0.43
27:14:2873:A:C8	41:55:5:LYS:HA	2.54	0.43
30:19:143:HIS:HD2	30:19:144:ALA:CB	2.32	0.43
31:29:181:LEU:HD12	31:29:181:LEU:HA	1.53	0.43
34:59:12:PRO:HG3	34:59:48:GLY:O	2.18	0.43
34:59:56:SER:OG	34:59:58:GLU:HG2	2.18	0.43
34:59:169:VAL:C	34:59:170:ARG:HG2	2.44	0.43
38:25:19:ILE:HG22	38:25:43:VAL:HA	2.01	0.43
38:25:107:ARG:CZ	43:75:36:GLU:HG3	2.49	0.43

Continued on next page...

Continued from previous page...

Atom-1	Atom-2	Interatomic distance (Å)	Clash overlap (Å)
39:35:122:PRO:HA	39:35:141:ALA:HB1	2.00	0.43
40:45:7:MET:HB2	40:45:10:ARG:NH2	2.33	0.43
56:K5:26:ASN:ND2	56:K5:51:GLU:OE2	2.52	0.43
57:L5:16:HIS:CB	57:L5:44:PRO:HG2	2.49	0.43
57:L5:29:LYS:HA	57:L5:32:LYS:HB2	2.00	0.43
1:13:773:G:C6	1:13:774:G:C5	3.07	0.43
1:13:976:G:OP2	1:13:1358:U:O2'	2.33	0.43
1:13:1292:U:OP1	7:6E:41:ARG:NH2	2.33	0.43
1:13:1293:G:H2'	1:13:1294:G:C8	2.54	0.43
1:13:1360:A:H2'	1:13:1361:G:C8	2.54	0.43
2:1E:4:GLU:HG2	2:1E:5:ILE:HD13	2.01	0.43
4:3E:26:CYS:HA	63:3E:302:SF4:S1	2.58	0.43
6:5E:6:VAL:HG22	6:5E:90:VAL:HG22	2.01	0.43
7:6E:133:GLY:O	7:6E:136:LYS:HB3	2.18	0.43
10:1I:26:ALA:O	10:1I:30:SER:OG	2.37	0.43
11:2I:107:SER:HA	18:9I:87:ARG:NH1	2.34	0.43
15:6I:7:GLU:O	15:6I:11:VAL:HG23	2.17	0.43
18:9I:36:ASN:HB2	18:9I:39:VAL:HG23	2.00	0.43
20:BI:23:ARG:HG2	20:BI:24:LEU:N	2.30	0.43
22:1K:44:G:H2'	22:1K:45:U:H2'	2.00	0.43
27:1H:534:G:H4'	27:1H:535:C:OP2	2.18	0.43
27:1H:1097:A:C8	27:1H:2765:G:C4	3.07	0.43
27:1H:2321:G:H1	27:1H:2324:A:H2	1.65	0.43
27:1H:2349:A:H61	50:I8:43:THR:CG2	2.32	0.43
28:16:37:C:H2'	28:16:38:C:O4'	2.19	0.43
28:16:100:G:H2'	28:16:101:A:O4'	2.19	0.43
35:61:1:MET:HE3	35:61:23:PRO:HA	2.01	0.43
39:78:99:LEU:HD13	39:78:99:LEU:HA	1.76	0.43
39:78:106:LEU:HB3	39:78:107:LYS:H	1.58	0.43
41:98:113:LEU:HD12	41:98:113:LEU:HA	1.87	0.43
44:C8:58:ARG:HA	44:C8:61:TRP:CE3	2.53	0.43
46:E8:73:ALA:H	46:E8:106:ILE:HG13	1.83	0.43
50:I8:53:MET:HA	50:I8:58:THR:O	2.18	0.43
54:M8:57:GLU:HA	54:M8:60:GLN:NE2	2.33	0.43
1:1G:264:U:H2'	1:1G:265:G:O4'	2.19	0.43
1:1G:680:C:H2'	1:1G:681:C:C6	2.54	0.43
1:1G:775:G:H2'	1:1G:776:G:O4'	2.19	0.43
1:1G:974:A:H5'	1:1G:974:A:N3	2.33	0.43
1:1G:991:U:O4	1:1G:1212:U:O2'	2.31	0.43
1:1G:1085:U:H3'	1:1G:1086:U:H5	1.84	0.43
1:1G:1359:C:O2'	1:1G:1361:G:N7	2.52	0.43

Continued on next page...

Continued from previous page...

Atom-1	Atom-2	Interatomic distance (Å)	Clash overlap (Å)
1:1G:1392:G:N2	1:1G:1502:A:C8	2.83	0.43
1:1G:1469:G:H2'	1:1G:1470:G:C8	2.53	0.43
2:12:74:LYS:HB2	2:12:74:LYS:NZ	2.33	0.43
3:22:14:ILE:O	3:22:15:THR:HG22	2.19	0.43
4:32:20:TYR:HA	4:32:26:CYS:SG	2.58	0.43
4:32:78:LEU:HD22	4:32:96:LEU:HB3	2.00	0.43
5:42:99:GLY:O	5:42:118:ILE:N	2.43	0.43
6:52:79:LEU:HB3	6:52:88:VAL:HG21	2.01	0.43
7:62:15:ASP:CG	7:62:16:LEU:H	2.25	0.43
8:72:97:VAL:O	8:72:100:ILE:HG13	2.18	0.43
11:2A:83:ILE:HG23	11:2A:109:VAL:HB	2.00	0.43
13:4A:96:LEU:HB3	13:4A:97:PRO:HD2	2.01	0.43
16:7A:2:VAL:HG23	16:7A:22:THR:O	2.18	0.43
18:9A:73:ALA:HB3	18:9A:79:LEU:HD12	1.99	0.43
20:BA:92:LEU:HD12	20:BA:92:LEU:HA	1.70	0.43
59:1L:61:C:H2'	59:1L:62:C:O4'	2.18	0.43
24:3L:64:A:H2'	24:3L:65:G:C8	2.53	0.43
27:14:49:A:H5'	27:14:51:G:O4'	2.19	0.43
27:14:991:C:N4	27:14:1163:G:H1	2.17	0.43
27:14:997:G:O2'	27:14:998:C:H5'	2.19	0.43
27:14:1354:A:C8	27:14:1355:G:C8	3.06	0.43
27:14:2153:G:N2	27:14:2154:G:O6	2.52	0.43
27:14:2271:G:C5	27:14:2272:U:C5	3.07	0.43
27:14:2319:G:H4'	27:14:2320:A:O4'	2.19	0.43
27:14:2714:G:OP1	27:14:2714:G:C8	2.72	0.43
31:29:91:VAL:HG13	31:29:95:ILE:HG21	2.01	0.43
32:39:192:LEU:CD2	32:39:194:MET:HE2	2.48	0.43
33:49:6:ALA:HB3	33:49:104:GLU:OE2	2.18	0.43
33:49:25:TYR:CZ	33:49:32:PRO:HD3	2.54	0.43
33:49:97:ASP:HA	33:49:100:TRP:HD1	1.84	0.43
41:55:29:LEU:HD12	41:55:29:LEU:HA	1.74	0.43
42:65:100:ALA:O	42:65:103:GLU:HG2	2.19	0.43
44:85:17:ILE:HD13	44:85:17:ILE:HA	1.87	0.43
52:G5:35:LEU:CD1	52:G5:53:LEU:HD12	2.49	0.43
58:M5:19:SER:OG	58:M5:21:LYS:HE3	2.19	0.43
1:13:28:G:H2'	1:13:29:G:O4'	2.18	0.43
1:13:417:C:H2'	1:13:418:C:C6	2.52	0.43
1:13:452:A:H4'	16:7I:72:ARG:NH2	2.34	0.43
1:13:738:C:H2'	1:13:739:C:C6	2.52	0.43
1:13:963:G:H5'	65:13:1902:HOH:O	2.18	0.43
1:13:976:G:C8	1:13:1362:C:N4	2.86	0.43

Continued on next page...

Continued from previous page...

Atom-1	Atom-2	Interatomic distance (Å)	Clash overlap (Å)
1:13:1353:G:O2'	1:13:1354:C:H5'	2.19	0.43
1:13:1360:A:H2'	1:13:1361:G:O4'	2.19	0.43
1:13:1453:G:H8	20:BI:39:LYS:HE2	1.83	0.43
2:1E:171:ALA:HA	2:1E:174:VAL:HB	2.00	0.43
2:1E:175:ARG:HA	2:1E:178:ARG:HB2	2.00	0.43
4:3E:10:ARG:O	4:3E:14:ARG:HB2	2.19	0.43
9:8E:95:LYS:HB2	9:8E:95:LYS:HE2	1.50	0.43
11:2I:97:ALA:O	11:2I:101:SER:HB3	2.18	0.43
21:1F:3:LYS:HG2	21:1F:14:TRP:CD1	2.53	0.43
26:5K:73:A:OP1	26:5K:74:C:H4'	2.17	0.43
27:1H:6:A:H2'	27:1H:7:G:O4'	2.19	0.43
27:1H:311:C:H2'	27:1H:312:C:C6	2.54	0.43
27:1H:751:U:H2'	27:1H:752:G:O4'	2.18	0.43
27:1H:793:G:C2'	27:1H:794:A:H5'	2.49	0.43
27:1H:1124:A:H3'	27:1H:1125:U:H5''	2.01	0.43
27:1H:1252:G:C6	27:1H:1253:C:C4	3.07	0.43
27:1H:1315:A:H2'	27:1H:1316:A:O4'	2.18	0.43
27:1H:2252:G:H5'	30:11:251:GLY:HA3	2.01	0.43
27:1H:2718:A:O2'	27:1H:2863:G:OP1	2.31	0.43
29:71:44:HIS:HB2	29:71:213:TYR:O	2.19	0.43
30:11:140:THR:HG22	30:11:141:VAL:O	2.18	0.43
31:21:117:MET:H	31:21:117:MET:HG2	1.71	0.43
40:88:80:GLU:C	50:I8:4:LYS:HE2	2.44	0.43
43:B8:111:ARG:HD3	43:B8:111:ARG:H	1.83	0.43
49:H8:92:SER:O	49:H8:130:PRO:HG2	2.19	0.43
49:H8:153:SER:HB3	49:H8:167:PRO:HB3	2.00	0.43
58:Q8:35:GLN:OE1	58:Q8:35:GLN:HA	2.19	0.43
1:1G:29:G:O2'	1:1G:30:U:H5'	2.18	0.43
1:1G:166:G:H2'	1:1G:167:G:C8	2.54	0.43
1:1G:339:C:OP2	38:25:97:ARG:HD3	2.18	0.43
1:1G:712:A:H2'	1:1G:713:G:O4'	2.19	0.43
1:1G:865:A:O5'	1:1G:865:A:H8	2.01	0.43
1:1G:936:C:O3'	24:3L:34:G:H5'	2.19	0.43
1:1G:1149:C:H2'	1:1G:1150:U:C6	2.54	0.43
1:1G:1216:G:H2'	1:1G:1217:C:C6	2.54	0.43
3:22:40:ARG:NH2	3:22:57:ILE:HD12	2.34	0.43
7:62:15:ASP:OD1	7:62:44:TYR:OH	2.36	0.43
12:3A:54:LYS:HG2	12:3A:64:THR:HA	2.01	0.43
16:7A:14:ASN:N	16:7A:15:PRO:HD3	2.34	0.43
20:BA:97:ALA:HB3	20:BA:99:LEU:HD21	2.00	0.43
60:2L:5:G:N1	60:2L:68:C:N3	2.46	0.43

Continued on next page...

Continued from previous page...

Atom-1	Atom-2	Interatomic distance (Å)	Clash overlap (Å)
24:3L:2:C:H2'	24:3L:3:C:C6	2.54	0.43
27:14:1131:G:OP1	37:15:80:GLY:N	2.48	0.43
27:14:1141:U:H1'	27:14:1142(A):A:C2	2.54	0.43
27:14:1171:G:H1	27:14:1178:C:N4	2.07	0.43
27:14:1658:C:H2'	27:14:1659:U:C6	2.54	0.43
27:14:1668:A:N7	27:14:1674:G:C6	2.86	0.43
27:14:1796:U:H2'	27:14:1797:C:H6	1.82	0.43
27:14:1827:C:C2'	27:14:1828:G:H5'	2.48	0.43
27:14:2038:G:H2'	27:14:2039:C:O4'	2.17	0.43
27:14:2527:C:H2'	27:14:2528:U:O4'	2.18	0.43
27:14:2769:C:H2'	27:14:2770:G:C8	2.53	0.43
27:14:2819:G:H1	27:14:2827:C:N4	2.16	0.43
28:1J:6:C:C2	28:1J:115:G:C2	3.06	0.43
28:1J:42:C:C4	33:49:91:ARG:NH2	2.87	0.43
32:39:108:LYS:O	32:39:112:MET:HG3	2.19	0.43
33:49:55:LYS:HG3	33:49:153:ARG:HH21	1.84	0.43
39:35:38:GLN:O	39:35:44:GLY:HA2	2.18	0.43
40:45:14:ARG:HG2	40:45:41:TRP:HH2	1.84	0.43
47:B5:39:ILE:O	47:B5:40:LYS:C	2.62	0.43
49:D5:5:LEU:HD12	49:D5:7:ALA:HB2	2.00	0.43
51:F5:53:VAL:O	51:F5:55:GLY:N	2.52	0.43
1:13:156:G:C2	1:13:166:G:C2	3.06	0.43
1:13:359:U:H2'	1:13:360:A:H8	1.84	0.43
1:13:875:C:C4	1:13:876:G:N7	2.87	0.43
1:13:910:C:O5'	1:13:910:C:H6	2.02	0.43
1:13:1129:C:O2'	1:13:1139:G:N2	2.51	0.43
2:1E:9:GLU:HA	2:1E:12:GLU:CD	2.44	0.43
2:1E:101:MET:HA	2:1E:108:ILE:HG13	2.01	0.43
6:5E:67:MET:SD	6:5E:75:LEU:HD22	2.59	0.43
9:8E:56:LEU:C	9:8E:58:HIS:N	2.77	0.43
13:4I:81:LEU:HD23	13:4I:81:LEU:HA	1.75	0.43
19:AI:18:LYS:NZ	19:AI:22:LEU:HD22	2.34	0.43
23:2K:19:G:C5	23:2K:57:G:N2	2.87	0.43
27:1H:73:A:C8	27:1H:73:A:O5'	2.72	0.43
27:1H:566:C:N4	27:1H:567:C:N4	2.67	0.43
27:1H:949:C:H2'	27:1H:950:C:H6	1.84	0.43
27:1H:1306:G:H2'	27:1H:1307:G:C8	2.54	0.43
27:1H:1995:A:H2'	27:1H:1996:G:H8	1.82	0.43
27:1H:2151:C:O2'	27:1H:2196:A:N3	2.51	0.43
27:1H:2174:G:H2'	27:1H:2175:G:C8	2.54	0.43
28:16:73:A:C4	28:16:104:A:C2	3.07	0.43

Continued on next page...

Continued from previous page...

Atom-1	Atom-2	Interatomic distance (Å)	Clash overlap (Å)
31:21:38:THR:OG1	31:21:41:LYS:HB3	2.19	0.43
32:31:33:LEU:HB3	39:78:6:LEU:HD11	2.00	0.43
49:H8:99:TYR:HA	49:H8:124:ILE:O	2.18	0.43
51:J8:85:LEU:HA	51:J8:87:PRO:HD2	2.01	0.43
1:1G:468:A:O3'	16:7A:81:ARG:HA	2.19	0.43
1:1G:618:C:H5''	1:1G:619:U:H5''	2.00	0.43
1:1G:1292:U:H2'	1:1G:1293:G:H8	1.83	0.43
1:1G:1337:G:H5''	1:1G:1338:G:OP1	2.18	0.43
1:1G:1351:U:H4'	7:62:33:ASP:CG	2.44	0.43
9:82:124:GLN:HA	9:82:124:GLN:HE21	1.84	0.43
11:2A:29:ILE:O	11:2A:29:ILE:HG13	2.19	0.43
12:3A:72:HIS:ND1	12:3A:72:HIS:O	2.52	0.43
13:4A:48:LEU:HD11	13:4A:53:VAL:HG22	2.01	0.43
14:5A:37:PHE:HB3	14:5A:39:LEU:HB2	1.99	0.43
19:AA:20:LEU:HA	19:AA:23:ASN:ND2	2.33	0.43
27:14:98:G:C5'	52:G5:3:LEU:HD12	2.49	0.43
27:14:110:G:C2	27:14:111:A:C8	3.06	0.43
27:14:323:G:H1'	27:14:1205:U:O2	2.18	0.43
27:14:654:A:H2'	27:14:654(A):A:H8	1.84	0.43
27:14:848:G:C2	27:14:849:A:C5	3.07	0.43
27:14:901:A:H8	27:14:901:A:OP2	2.00	0.43
27:14:993:G:O4'	45:95:87:HIS:HD2	2.02	0.43
27:14:1166:C:N4	27:14:1183:G:H1	2.11	0.43
27:14:1363:C:H2'	27:14:1364:G:H8	1.83	0.43
27:14:1495:A:O2'	27:14:1496:A:H5'	2.18	0.43
27:14:1645:G:C5'	27:14:1646:C:H5'	2.48	0.43
27:14:2012:G:OP2	46:A5:16:LYS:NZ	2.52	0.43
27:14:2282:G:H4'	27:14:2389:G:O2'	2.19	0.43
27:14:2688:U:C5	27:14:2720:U:OP2	2.72	0.43
31:29:18:ASP:HA	43:75:82:LEU:HD11	2.01	0.43
44:85:100:VAL:O	44:85:101:ARG:HG2	2.18	0.43
51:F5:40:ARG:HE	51:F5:40:ARG:HB2	1.70	0.43
52:G5:16:LEU:HG	52:G5:20:GLU:CG	2.49	0.43
52:G5:21:LEU:O	52:G5:25:VAL:HG12	2.19	0.43
55:J5:30:LEU:HD23	55:J5:30:LEU:HA	1.84	0.43
58:M5:21:LYS:H	58:M5:21:LYS:HG2	1.55	0.43
1:13:107:G:O6	20:BI:15:ARG:HD3	2.18	0.43
1:13:191(D):U:H2'	1:13:191(E):G:H8	1.83	0.43
1:13:475:G:H2'	1:13:476:G:H8	1.84	0.43
1:13:791:G:C5	1:13:792:A:C2	3.07	0.43
1:13:833:U:H3	1:13:853:G:H1	1.66	0.43

Continued on next page...

Continued from previous page...

Atom-1	Atom-2	Interatomic distance (Å)	Clash overlap (Å)
1:13:1273:G:C6	1:13:1274:G:C4	3.06	0.43
1:13:1371:G:H2'	1:13:1372:U:H6	1.83	0.43
4:3E:144:ASP:O	4:3E:146:ILE:HD12	2.19	0.43
5:4E:45:PHE:CE2	5:4E:47:LYS:HD2	2.54	0.43
8:7E:87:SER:CB	8:7E:93:VAL:H	2.32	0.43
14:5I:7:ILE:HG12	14:5I:8:GLU:N	2.34	0.43
14:5I:51:GLY:C	14:5I:53:LEU:H	2.27	0.43
15:6I:39:LEU:HB3	15:6I:56:LEU:HD13	2.01	0.43
17:8I:89:LEU:HD23	17:8I:89:LEU:HA	1.67	0.43
22:1K:27:G:H2'	22:1K:28:G:C8	2.54	0.43
23:2K:71:G:C6	23:2K:72:C:C5	3.07	0.43
27:1H:54:G:N3	27:1H:125:A:H2	2.16	0.43
27:1H:142:G:H2'	27:1H:143:C:C6	2.53	0.43
27:1H:317:C:C2	27:1H:374:G:C2	3.07	0.43
27:1H:490:G:OP1	65:1H:3704:HOH:O	2.21	0.43
27:1H:589:C:H2'	27:1H:590:U:O4'	2.19	0.43
27:1H:600:U:O5'	27:1H:600:U:H6	2.02	0.43
27:1H:919:U:OP1	40:88:5:ARG:HG2	2.18	0.43
27:1H:923:G:H2'	27:1H:924:C:O4'	2.19	0.43
27:1H:938:A:H5''	27:1H:939:G:C8	2.54	0.43
27:1H:1234:U:C4'	45:D8:79:VAL:HG22	2.49	0.43
27:1H:1253:C:H2'	27:1H:1254:C:H6	1.84	0.43
27:1H:1818:A:H1'	27:1H:1961:A:N6	2.34	0.43
27:1H:2124:G:H2'	27:1H:2125:U:C6	2.54	0.43
27:1H:2542:G:H5''	27:1H:2543:A:C5'	2.49	0.43
28:16:79:C:O5'	28:16:79:C:H6	2.02	0.43
30:11:105:ILE:HD12	30:11:105:ILE:HA	1.59	0.43
33:41:109:VAL:HG21	54:M8:14:ILE:HD11	2.01	0.43
34:51:4:ILE:HD13	34:51:4:ILE:HA	1.87	0.43
35:61:15:VAL:H	35:61:15:VAL:HG22	1.55	0.43
35:61:93:THR:O	35:61:97:ILE:HG13	2.19	0.43
38:68:19:ILE:HB	38:68:41:ALA:HB1	2.01	0.43
38:68:98:VAL:HG13	38:68:117:LEU:HB2	2.00	0.43
39:78:15:ARG:HD3	39:78:15:ARG:HA	1.76	0.43
40:88:22[B]:LYS:HB3	40:88:22[B]:LYS:HE3	1.61	0.43
40:88:118:LEU:HD13	40:88:131:ILE:HG23	2.01	0.43
41:98:97:VAL:HG22	41:98:114:VAL:CG2	2.43	0.43
42:A8:7:TYR:CE1	42:A8:91:PRO:HG3	2.53	0.43
47:F8:57:LEU:HD11	47:F8:78:LYS:HD2	2.00	0.43
1:1G:792:A:H4'	1:1G:793:U:O5'	2.19	0.43
1:1G:973:G:H1'	10:1A:55:LYS:HG2	2.00	0.43

Continued on next page...

Continued from previous page...

Atom-1	Atom-2	Interatomic distance (Å)	Clash overlap (Å)
1:1G:1128:C:H5'	1:1G:1129:C:OP2	2.18	0.43
1:1G:1459:C:H2'	1:1G:1460:A:C8	2.54	0.43
2:12:32:ILE:HD11	2:12:40:HIS:CD2	2.54	0.43
4:32:173:TRP:CD1	4:32:174:LEU:HG	2.53	0.43
7:62:103:TRP:NE1	7:62:137:LYS:HD3	2.34	0.43
7:62:156:TRP:CD1	7:62:156:TRP:H	2.37	0.43
10:1A:13:HIS:CE1	10:1A:14:LYS:HE3	2.54	0.43
15:6A:3:ILE:H	15:6A:3:ILE:HD13	1.84	0.43
27:14:210:C:H2'	27:14:211:A:C8	2.54	0.43
27:14:445:C:H2'	27:14:446:G:O4'	2.18	0.43
27:14:588:U:OP2	27:14:588:U:H6	2.02	0.43
27:14:670:A:H5'	39:35:43:GLY:CA	2.49	0.43
27:14:1142(A):A:HO2'	27:14:1143:A:P	2.42	0.43
27:14:1169:G:N1	27:14:1181:C:N3	2.66	0.43
27:14:2078:C:H2'	27:14:2079:U:C6	2.54	0.43
27:14:2102:U:H2'	27:14:2103:C:C6	2.54	0.43
27:14:2345:G:H1'	27:14:2382:G:H5'	2.00	0.43
27:14:2346:A:C2	27:14:2383:G:N3	2.87	0.43
31:29:27:LEU:HD22	31:29:181:LEU:CD1	2.48	0.43
32:39:9:ILE:HD11	32:39:125:LEU:HG	2.01	0.43
38:25:22:ILE:HD13	38:25:22:ILE:HA	1.55	0.43
39:35:115:LEU:HB3	39:35:131:SER:HB2	2.01	0.43
1:13:266:G:H4'	1:13:267:C:C5	2.54	0.42
1:13:509:A:H1'	1:13:543:C:O2'	2.19	0.42
1:13:731:G:H2'	1:13:732:C:H6	1.82	0.42
1:13:903:G:H2'	1:13:904:C:H6	1.83	0.42
1:13:911:U:H2'	1:13:912:C:H6	1.82	0.42
1:13:927:G:N2	1:13:1391:U:H1'	2.34	0.42
1:13:1091:U:O2	1:13:1093:A:C8	2.72	0.42
1:13:1338:G:C6	1:13:1339:A:C6	3.08	0.42
1:13:1453:G:H2'	20:BI:39:LYS:NZ	2.34	0.42
1:13:1498:UR3:O4'	1:13:1519:MA6:H2	2.19	0.42
4:3E:3:ARG:HG2	4:3E:118:ARG:CZ	2.49	0.42
17:8I:76:LEU:HD12	17:8I:77:VAL:N	2.34	0.42
24:3K:3:C:N4	24:3K:70:G:H1	2.16	0.42
24:3K:4:C:O2	24:3K:69:G:N1	2.49	0.42
24:3K:27:G:O6	24:3K:43:C:N4	2.52	0.42
27:1H:34:C:HO2'	27:1H:35:G:P	2.42	0.42
27:1H:93:G:N3	52:K8:47:ASN:ND2	2.50	0.42
27:1H:505:A:N1	27:1H:526:G:H4'	2.34	0.42
27:1H:1144:U:H3'	27:1H:1145:A:H8	1.84	0.42

Continued on next page...

Continued from previous page...

Atom-1	Atom-2	Interatomic distance (Å)	Clash overlap (Å)
27:1H:1218:G:H8	27:1H:1218:G:O5'	2.02	0.42
27:1H:2032:G:OP1	46:E8:41:LYS:HE2	2.19	0.42
27:1H:2466:A:H2'	27:1H:2467:G:O4'	2.19	0.42
27:1H:2556:G:H2'	27:1H:2557:G:O4'	2.18	0.42
27:1H:2584:C:H5''	27:1H:2585:A:H5''	2.01	0.42
27:1H:2625:C:OP2	55:N8:2:ALA:HB3	2.19	0.42
32:31:7:TYR:O	32:31:21:ALA:HA	2.19	0.42
34:51:11:VAL:HG13	34:51:12:PRO:HD2	2.00	0.42
35:61:25:TYR:CE1	35:61:29:TYR:CD2	3.01	0.42
35:61:77:LEU:HD12	35:61:140:LEU:HB3	2.01	0.42
37:58:67:LEU:HB3	37:58:88:GLU:HG3	2.01	0.42
40:88:56:ARG:HA	40:88:56:ARG:HD2	1.64	0.42
42:A8:109:GLY:C	42:A8:111:GLU:H	2.27	0.42
43:B8:7:ILE:HG12	43:B8:11:GLU:OE2	2.19	0.42
46:E8:46:PHE:O	46:E8:50:VAL:HG23	2.19	0.42
48:G8:37:VAL:HG21	48:G8:72:VAL:HG21	2.01	0.42
49:H8:110:GLY:N	49:H8:145:GLU:OE2	2.52	0.42
51:J8:90:ILE:HD12	51:J8:90:ILE:HG23	1.82	0.42
54:M8:20:ASN:HD22	54:M8:22:ILE:HG12	1.84	0.42
56:O8:30:THR:HA	56:O8:31:PRO:C	2.44	0.42
1:1G:389:A:C6	1:1G:390:C:H1'	2.54	0.42
1:1G:422:C:H4'	1:1G:423:G:C2	2.54	0.42
1:1G:544:G:C6	1:1G:545:C:C4	3.07	0.42
1:1G:685:G:C2	1:1G:686:U:C4	3.07	0.42
1:1G:701:C:H1'	1:1G:703:G:C4	2.54	0.42
1:1G:1186:G:N3	1:1G:1186:G:H2'	2.33	0.42
1:1G:1221:G:H4'	19:AA:77:THR:HG21	2.01	0.42
1:1G:1530:G:H2'	1:1G:1531:A:C8	2.54	0.42
2:12:137:ARG:HD3	2:12:138:LEU:HD23	2.01	0.42
3:22:26:LYS:H	3:22:26:LYS:HG3	1.33	0.42
3:22:137:ALA:O	3:22:141:VAL:HG23	2.19	0.42
7:62:22:LEU:HG	7:62:62:PHE:HE1	1.83	0.42
14:5A:4:LYS:O	14:5A:6:LEU:N	2.52	0.42
15:6A:61:GLY:O	15:6A:65:ARG:HG3	2.19	0.42
16:7A:53:VAL:HB	16:7A:79:VAL:HG22	1.99	0.42
17:8A:81:ARG:HB3	17:8A:84:LEU:HG	2.01	0.42
20:BA:43:LEU:HD23	20:BA:43:LEU:HA	1.75	0.42
59:1L:76:A:O2'	27:14:2452:C:H5''	2.19	0.42
27:14:193:U:O3'	27:14:803:U:H4'	2.18	0.42
27:14:587:C:N3	39:35:33:ARG:NH1	2.67	0.42
27:14:1179:C:H2'	27:14:1180:C:C6	2.53	0.42

Continued on next page...

Continued from previous page...

Atom-1	Atom-2	Interatomic distance (Å)	Clash overlap (Å)
27:14:1832:C:N4	27:14:1833:U:C4	2.87	0.42
27:14:2017:U:O2	55:J5:10:LYS:HB2	2.18	0.42
27:14:2080:G:H2'	27:14:2081:C:C6	2.54	0.42
27:14:2230:G:H1'	51:F5:45:ASN:CG	2.43	0.42
27:14:2242:G:H2'	27:14:2243:U:O4'	2.18	0.42
27:14:2281:C:O2'	27:14:2282:G:H5'	2.19	0.42
27:14:2688:U:O2	27:14:2688:U:H3'	2.19	0.42
32:39:29:ASN:H	32:39:112:MET:HE1	1.84	0.42
34:59:35:VAL:HG11	34:59:71:LEU:HB3	2.01	0.42
34:59:121:ILE:HD13	34:59:121:ILE:HA	1.89	0.42
35:69:54:GLN:HA	35:69:57:ARG:HB2	2.00	0.42
39:35:91:PHE:CD1	39:35:91:PHE:N	2.87	0.42
41:55:55:ALA:HB2	41:55:80:PHE:CE1	2.54	0.42
43:75:121:ILE:O	43:75:123:GLN:N	2.52	0.42
48:C5:68:HIS:O	48:C5:71:LYS:HG2	2.19	0.42
51:F5:7:ILE:HG23	51:F5:95:LEU:HD11	2.01	0.42
58:M5:14:VAL:CG1	58:M5:22:VAL:HG13	2.49	0.42
58:M5:22:VAL:CG1	58:M5:50:LEU:HG	2.46	0.42
1:13:321:A:C2	1:13:333:G:C2	3.07	0.42
1:13:350:G:H2'	1:13:351:G:C8	2.54	0.42
1:13:502:G:H2'	1:13:503:C:C6	2.54	0.42
1:13:940:C:O2'	1:13:941:G:H5'	2.19	0.42
4:3E:61:LYS:O	4:3E:65:ARG:HG3	2.18	0.42
6:5E:26:ILE:HG22	6:5E:30:LEU:HD11	2.00	0.42
8:7E:16:ALA:HB1	8:7E:21:LYS:HB3	2.01	0.42
13:4I:23:TYR:CE2	13:4I:71:ARG:HG3	2.55	0.42
18:9I:54:ARG:CZ	18:9I:54:ARG:HB3	2.49	0.42
19:AI:33:THR:OG1	19:AI:34:TRP:N	2.52	0.42
20:BI:23:ARG:HA	20:BI:26:ASN:ND2	2.32	0.42
20:BI:26:ASN:ND2	20:BI:26:ASN:N	2.54	0.42
27:1H:494:G:OP1	57:P8:33:ARG:NH1	2.52	0.42
27:1H:1110:G:N2	27:1H:1123:C:O2'	2.53	0.42
27:1H:1563:U:H2'	27:1H:1564:G:H8	1.84	0.42
27:1H:1700:A:O2'	27:1H:1701:G:H5'	2.19	0.42
27:1H:1895:G:H2'	27:1H:1896:U:O4'	2.19	0.42
27:1H:2069:G:O5'	55:N8:19:ARG:HA	2.19	0.42
27:1H:2405:A:C2	27:1H:2437:C:N4	2.83	0.42
27:1H:2583:G:H2'	27:1H:2584:C:H6	1.83	0.42
28:16:45:A:H2'	28:16:46:A:O4'	2.19	0.42
28:16:89:G:H8	28:16:89:G:OP2	2.02	0.42
28:16:95:U:H2'	28:16:96:G:H8	1.84	0.42

Continued on next page...

Continued from previous page...

Atom-1	Atom-2	Interatomic distance (Å)	Clash overlap (Å)
29:71:6:ARG:O	29:71:10:LEU:HD22	2.20	0.42
29:71:53:ARG:NH1	29:71:56:GLN:OE1	2.52	0.42
34:51:3:ARG:HG3	34:51:5:GLY:N	2.34	0.42
34:51:58:GLU:C	34:51:60:ARG:N	2.77	0.42
41:98:29:LEU:HD12	41:98:116:LEU:HD21	2.01	0.42
44:C8:110:VAL:O	44:C8:114:LYS:N	2.43	0.42
48:G8:8:LYS:O	48:G8:11:ASP:HB2	2.19	0.42
49:H8:48:PHE:CE1	49:H8:71:VAL:HG11	2.54	0.42
49:H8:105:VAL:HG22	49:H8:106:GLY:H	1.84	0.42
1:1G:746:A:H2'	1:1G:747:C:C6	2.54	0.42
1:1G:1171:G:H2'	1:1G:1172:C:H6	1.83	0.42
1:1G:1374:A:H2'	1:1G:1375:A:H5'	2.01	0.42
1:1G:1411:C:H2'	1:1G:1412:C:C6	2.54	0.42
2:12:69:LEU:HG	2:12:91:PRO:HB2	2.01	0.42
4:32:161:ASN:O	4:32:164:ALA:N	2.52	0.42
5:42:110:LEU:O	5:42:115:VAL:HG13	2.19	0.42
8:72:31:PHE:CZ	8:72:35:ILE:HD11	2.54	0.42
14:5A:25:VAL:HG23	14:5A:38:GLY:O	2.18	0.42
18:9A:22:VAL:HG22	18:9A:23:LYS:N	2.31	0.42
20:BA:9:ASN:O	20:BA:10:LEU:C	2.62	0.42
20:BA:16:HIS:NE2	20:BA:20:LEU:HD11	2.34	0.42
20:BA:73:HIS:H	20:BA:76:ALA:HB3	1.83	0.42
24:3L:36:A:H8	24:3L:36:A:O5'	2.02	0.42
27:14:28:A:C4	27:14:513:A:C8	3.07	0.42
27:14:244:A:C2	27:14:255:A:C4	3.07	0.42
27:14:363(E):U:H3'	27:14:363(F):A:C8	2.54	0.42
27:14:688:U:H5'	27:14:1780:A:C2	2.54	0.42
27:14:768:G:O2'	27:14:1379:A:N6	2.52	0.42
27:14:956:G:OP2	40:45:14:ARG:NH2	2.33	0.42
27:14:1048:A:P	27:14:1109:C:H42	2.42	0.42
27:14:1315:C:C2	27:14:1338:G:N2	2.87	0.42
27:14:1555:G:H2'	27:14:1556:C:H6	1.84	0.42
27:14:1797:C:HO2'	30:19:259:THR:HG1	1.57	0.42
27:14:2251:OMG:HM23	27:14:2251:OMG:H1'	1.78	0.42
27:14:2335:A:O2'	27:14:2336:A:O5'	2.34	0.42
27:14:2335:A:N7	27:14:2337:G:C5	2.87	0.42
27:14:2752:C:H3'	27:14:2753:A:C8	2.54	0.42
27:14:2842:G:H2'	27:14:2843:G:C8	2.55	0.42
29:79:42:GLU:HB2	29:79:44:HIS:HE1	1.82	0.42
31:29:97:LYS:O	31:29:100:GLU:HG3	2.20	0.42
32:39:20:LEU:HD12	32:39:20:LEU:HA	1.76	0.42

Continued on next page...

Continued from previous page...

Atom-1	Atom-2	Interatomic distance (Å)	Clash overlap (Å)
32:39:179:GLU:CD	32:39:179:GLU:H	2.27	0.42
33:49:147:ASP:OD1	33:49:148:MET:N	2.52	0.42
40:45:78:PRO:HG2	50:E5:7:LEU:HD11	2.00	0.42
45:95:49:THR:HB	45:95:50:PRO:CD	2.49	0.42
46:A5:67:ASP:OD1	46:A5:67:ASP:N	2.47	0.42
1:13:46:G:O2'	1:13:365:U:H1'	2.19	0.42
1:13:937:A:N6	1:13:1345:U:O4	2.49	0.42
1:13:1508:G:H2'	1:13:1509:C:C6	2.55	0.42
4:3E:50:ARG:NH1	5:4E:10:MET:HE2	2.34	0.42
9:8E:118:LYS:O	9:8E:119:ALA:HB3	2.19	0.42
14:5I:24:CYS:HA	14:5I:38:GLY:O	2.18	0.42
19:AI:50:ALA:HB1	19:AI:57:HIS:HB3	2.01	0.42
27:1H:249:G:N2	27:1H:647:A:H8	2.13	0.42
27:1H:1001:C:OP1	40:88:87:LYS:HE2	2.18	0.42
27:1H:1131:A:N1	27:1H:1132:A:N7	2.67	0.42
27:1H:1149:C:H2'	27:1H:1150:A:H8	1.85	0.42
27:1H:1646:C:P	47:F8:35:THR:HG1	2.41	0.42
27:1H:1686:C:O3'	27:1H:2722:G:N2	2.51	0.42
27:1H:2228:G:H2'	27:1H:2228:G:N3	2.34	0.42
27:1H:2435:A:H8	27:1H:2435:A:H2'	1.72	0.42
27:1H:2539:G:H5'	27:1H:2756:C:O2'	2.18	0.42
27:1H:2567:U:H2'	27:1H:2568:U:C6	2.54	0.42
30:11:24:ILE:HD11	30:11:91:ARG:CD	2.50	0.42
35:61:48:GLU:O	35:61:52:ARG:HG2	2.19	0.42
35:61:57:ARG:NH1	35:61:61:ARG:HD2	2.35	0.42
39:78:70:GLN:O	39:78:71:VAL:C	2.61	0.42
40:88:11:LYS:HE2	40:88:88:GLY:O	2.19	0.42
40:88:68:ILE:CD1	40:88:103:MET:HE2	2.38	0.42
43:B8:105:LEU:C	43:B8:107:ASP:N	2.78	0.42
48:G8:57:GLN:OE1	48:G8:58:GLY:N	2.52	0.42
57:P8:20:ALA:HA	57:P8:23:ARG:NH2	2.35	0.42
1:1G:120:A:O2'	1:1G:122:G:OP1	2.29	0.42
1:1G:191:G:C6	1:1G:192:U:C4	3.07	0.42
1:1G:370:C:N3	1:1G:391:G:N2	2.58	0.42
1:1G:443:C:H2'	1:1G:444:C:C6	2.54	0.42
1:1G:582:U:C2	1:1G:760:G:C6	3.07	0.42
1:1G:616:G:N2	1:1G:625:G:C4	2.87	0.42
1:1G:666:G:C2	1:1G:741:G:C4	3.07	0.42
1:1G:957:U:H2'	1:1G:959:A:OP2	2.18	0.42
1:1G:983:A:H3'	1:1G:983:A:N3	2.35	0.42
1:1G:1175:G:H2'	1:1G:1176:A:H8	1.84	0.42

Continued on next page...

Continued from previous page...

Atom-1	Atom-2	Interatomic distance (Å)	Clash overlap (Å)
1:1G:1291:G:H5''	7:62:41:ARG:HH21	1.83	0.42
2:12:108:ILE:O	2:12:108:ILE:HG22	2.19	0.42
5:42:51:VAL:O	5:42:55:VAL:HG23	2.19	0.42
8:72:1:MET:H3	8:72:1:MET:HE2	1.83	0.42
17:8A:100:LYS:HD3	17:8A:100:LYS:HA	1.55	0.42
19:AA:29:ARG:HD2	19:AA:29:ARG:H	1.83	0.42
27:14:236:C:H2'	27:14:237:C:C6	2.54	0.42
27:14:248:G:C2	27:14:2431:U:H4'	2.54	0.42
27:14:654(C):G:N3	27:14:654(S):G:N2	2.67	0.42
27:14:1054:A:H2'	27:14:1055:G:C8	2.53	0.42
27:14:1137:G:H2'	27:14:1138:G:C8	2.53	0.42
27:14:1725:G:N2	27:14:1741:C:C2	2.87	0.42
27:14:1853:A:N3	27:14:2233:U:O2'	2.47	0.42
27:14:2391:G:O6	27:14:2425:A:C8	2.67	0.42
27:14:2456:C:H42	27:14:2495:G:H1	1.66	0.42
27:14:2561:A:H4'	38:25:40:VAL:HG11	2.00	0.42
27:14:2659:G:P	34:59:158:HIS:HE2	2.41	0.42
28:1J:76:G:H2'	28:1J:77:U:O4'	2.19	0.42
31:29:35:GLN:OE1	31:29:66:HIS:HE1	2.03	0.42
31:29:41:LYS:HB2	31:29:41:LYS:HE3	1.70	0.42
32:39:45:ARG:CG	32:39:45:ARG:HH11	2.32	0.42
33:49:19:LEU:HD22	33:49:23:PHE:HE2	1.84	0.42
38:25:121:VAL:O	38:25:122:LEU:HD23	2.19	0.42
39:35:87:ASP:O	39:35:90:ARG:HD2	2.19	0.42
41:55:34:ILE:HD12	41:55:34:ILE:HA	1.78	0.42
44:85:93:LYS:H	44:85:93:LYS:HG3	1.61	0.42
49:D5:63:ASP:OD1	49:D5:65:GLN:HG3	2.18	0.42
1:13:103:C:OP1	20:BI:17:ARG:NH1	2.53	0.42
1:13:167:G:H2'	1:13:168:G:H8	1.84	0.42
1:13:189:U:H6	1:13:189:U:H2'	1.64	0.42
1:13:309:G:H2'	1:13:310:G:H8	1.83	0.42
1:13:376:G:O3'	16:7I:5:ARG:HD2	2.19	0.42
1:13:681:C:H2'	1:13:682:G:C8	2.54	0.42
1:13:977:A:C8	1:13:1223:C:C4	3.07	0.42
1:13:1053:G:C3'	1:13:1054:C:H5'	2.50	0.42
1:13:1055:A:O2'	3:2E:161:GLU:OE1	2.22	0.42
1:13:1319:A:OP1	19:AI:70:LYS:NZ	2.53	0.42
8:7E:83:ILE:HA	8:7E:136:GLU:O	2.19	0.42
12:3I:99:ARG:HA	12:3I:104:ALA:HB1	2.01	0.42
13:4I:23:TYR:HD2	13:4I:67:GLU:HA	1.84	0.42
16:7I:4:ILE:HA	16:7I:20:VAL:O	2.20	0.42

Continued on next page...

Continued from previous page...

Atom-1	Atom-2	Interatomic distance (Å)	Clash overlap (Å)
22:1K:46:7MG:H3'	22:1K:47:U:H4'	2.01	0.42
26:5K:16:H2U:O2'	26:5K:18:G:H5''	2.20	0.42
27:1H:134:G:H2'	27:1H:135:C:C6	2.55	0.42
27:1H:510:A:O4'	48:G8:48:ALA:HB1	2.19	0.42
27:1H:646:G:H4'	27:1H:647:A:H5''	2.02	0.42
27:1H:804:C:C4	27:1H:805:U:C4	3.07	0.42
27:1H:804:C:C4	27:1H:805:U:C5	3.08	0.42
27:1H:810:U:H4'	27:1H:811:G:O5'	2.19	0.42
27:1H:1456:C:H2'	27:1H:1457:G:O4'	2.19	0.42
27:1H:1691:G:H2'	27:1H:1692:C:O4'	2.19	0.42
27:1H:2299:A:C8	27:1H:2300:A:N6	2.88	0.42
27:1H:2516:2MA:H4'	27:1H:2517:U:OP1	2.19	0.42
27:1H:2896:C:N3	27:1H:2897:G:H1'	2.34	0.42
34:51:27:LYS:HA	34:51:32:GLU:HB3	2.02	0.42
35:61:12:LEU:HG	35:61:19:VAL:HG11	2.01	0.42
43:B8:51:ARG:CD	43:B8:53:ARG:HB2	2.49	0.42
46:E8:18:ARG:HG2	46:E8:76:VAL:CG1	2.45	0.42
49:H8:100:VAL:O	49:H8:124:ILE:HG22	2.20	0.42
51:J8:5:CYS:HB2	51:J8:63:ALA:HB2	2.01	0.42
56:O8:33:LYS:O	56:O8:35:GLU:HG3	2.19	0.42
1:1G:676:A:H2'	1:1G:677:U:H6	1.84	0.42
1:1G:1267:C:C5	1:1G:1268:A:C5	3.07	0.42
1:1G:1483:A:H1'	27:14:1948:G:H1'	2.01	0.42
2:12:154:LEU:HD23	2:12:154:LEU:HA	1.91	0.42
3:22:42:LEU:HA	3:22:45:LYS:HE3	2.01	0.42
10:1A:48:THR:HA	10:1A:62:HIS:CB	2.41	0.42
19:AA:15:LEU:O	19:AA:15:LEU:HD13	2.19	0.42
59:1L:27:G:H2'	59:1L:28:G:O4'	2.18	0.42
59:1L:29:G:N2	59:1L:41:C:N3	2.49	0.42
27:14:603:A:O4'	27:14:655:A:N6	2.52	0.42
27:14:681:G:H2'	27:14:682:G:O4'	2.19	0.42
27:14:729:G:O4'	30:19:208:LYS:NZ	2.52	0.42
27:14:897:C:H2'	27:14:898:C:H5'	2.01	0.42
27:14:903:C:O2'	27:14:904:C:O5'	2.35	0.42
27:14:932:G:P	53:H5:29:ARG:HH22	2.42	0.42
27:14:954:G:C6	27:14:955:C:C4	3.07	0.42
27:14:1047:G:H21	27:14:1111:A:N6	2.17	0.42
27:14:1170:G:H2'	27:14:1170:G:N3	2.35	0.42
27:14:1578:U:H6	27:14:1578:U:OP2	2.03	0.42
27:14:1814:G:H2'	27:14:1815:A:N7	2.34	0.42
27:14:1814:G:H3'	27:14:1815:A:H2'	2.01	0.42

Continued on next page...

Continued from previous page...

Atom-1	Atom-2	Interatomic distance (Å)	Clash overlap (Å)
27:14:1952:A:N6	27:14:1953:A:N1	2.68	0.42
27:14:2107:C:H2'	27:14:2108:C:O4'	2.19	0.42
27:14:2261:C:O2'	27:14:2262:U:H5'	2.20	0.42
27:14:2303:G:O2'	33:49:132:ASN:HB2	2.19	0.42
27:14:2536:G:C6	27:14:2537:U:C4	3.08	0.42
27:14:2883:A:H5'	27:14:2884:U:H5'	2.00	0.42
29:79:186:ALA:HB1	29:79:190:ARG:HH22	1.83	0.42
32:39:93:LYS:HE3	32:39:93:LYS:HB3	1.91	0.42
33:49:82:LEU:HD23	33:49:82:LEU:HA	1.81	0.42
34:59:7:LEU:HB3	34:59:65:HIS:CE1	2.52	0.42
34:59:77:LYS:HE3	34:59:77:LYS:HB3	1.76	0.42
35:69:100:ALA:O	35:69:104:GLN:HG2	2.20	0.42
42:65:7:TYR:CZ	42:65:91:PRO:HG3	2.54	0.42
43:75:66:VAL:HA	43:75:70:VAL:O	2.20	0.42
46:A5:59:VAL:HG23	46:A5:65:LEU:N	2.35	0.42
48:C5:68:HIS:ND1	48:C5:70:SER:HB3	2.34	0.42
52:G5:15:LYS:HD3	52:G5:15:LYS:HA	1.66	0.42
52:G5:57:ILE:HG13	52:G5:57:ILE:H	1.62	0.42
58:M5:34:TRP:N	58:M5:34:TRP:HE3	2.16	0.42
1:13:160:A:H8	1:13:160:A:OP1	2.02	0.42
1:13:537:G:OP1	12:3I:110:ARG:NH2	2.36	0.42
1:13:625:G:H4'	16:7I:16:HIS:CG	2.55	0.42
1:13:866:C:H4'	1:13:919:A:H5'	2.01	0.42
1:13:1129:C:H5'	9:8E:16:ARG:NH2	2.28	0.42
3:2E:123:GLN:O	3:2E:128:PHE:HB2	2.18	0.42
4:3E:119:GLN:HG3	4:3E:123:HIS:HD2	1.83	0.42
24:3K:9:A:O2'	24:3K:46:G:O4'	2.32	0.42
27:1H:70:A:H2	47:F8:31:HIS:CD2	2.37	0.42
27:1H:908:U:C5	27:1H:964:A:N1	2.76	0.42
27:1H:1025:G:C2	27:1H:1033:C:C2	3.08	0.42
27:1H:1131:A:C6	27:1H:1132:A:N7	2.87	0.42
27:1H:1383:A:O2'	27:1H:1384:G:H5'	2.19	0.42
27:1H:1541:A:O2'	27:1H:1542:A:H5'	2.19	0.42
27:1H:1849:G:P	30:11:88:ARG:NH2	2.92	0.42
27:1H:1920:G:H2'	27:1H:1921:U:O4'	2.19	0.42
27:1H:1922:G:H22	27:1H:1925:C:H41	1.67	0.42
27:1H:2200:C:H5''	29:71:213:TYR:CG	2.54	0.42
27:1H:2312:G:N2	27:1H:2331:G:H1'	2.35	0.42
31:21:6:GLY:O	31:21:195:LEU:HD12	2.19	0.42
34:51:124:GLU:OE2	34:51:132:ARG:NE	2.36	0.42
35:61:18:VAL:HG21	35:61:44:LEU:HD11	2.01	0.42

Continued on next page...

Continued from previous page...

Atom-1	Atom-2	Interatomic distance (Å)	Clash overlap (Å)
35:61:78:THR:HG22	35:61:141:LYS:HD2	2.02	0.42
45:D8:21:ARG:HG2	45:D8:91:TYR:CD1	2.54	0.42
48:G8:29:GLU:HB3	48:G8:38:ILE:HG23	2.01	0.42
49:H8:112:ARG:C	49:H8:114:GLY:H	2.27	0.42
53:L8:10:LYS:O	53:L8:53:LEU:HD22	2.19	0.42
1:1G:254:G:H21	17:8A:16:GLN:CD	2.28	0.42
1:1G:411:A:N7	1:1G:413:G:N3	2.67	0.42
1:1G:766:A:H2'	1:1G:767:A:O4'	2.19	0.42
1:1G:861:G:C5	1:1G:862:C:C5	3.08	0.42
1:1G:956:U:H2'	1:1G:957:U:O4'	2.20	0.42
1:1G:1368:G:H5'	9:82:112:LYS:HB3	2.00	0.42
2:12:44:LEU:HD12	2:12:45:GLN:N	2.34	0.42
4:32:174:LEU:HA	4:32:174:LEU:HD23	1.79	0.42
5:42:60:TYR:HB3	5:42:64:ARG:NH2	2.34	0.42
5:42:90:VAL:O	5:42:120:THR:HA	2.18	0.42
6:52:25:ILE:HD13	6:52:25:ILE:HA	1.87	0.42
9:82:34:ASN:O	9:82:38:GLN:HA	2.19	0.42
19:AA:25:LYS:HB3	19:AA:27:GLU:OE1	2.20	0.42
27:14:45:G:H2'	27:14:215:G:H2'	2.02	0.42
27:14:220:G:H2'	27:14:427:U:O4	2.19	0.42
27:14:223:A:O2'	27:14:420:C:O2	2.37	0.42
27:14:270(E):G:C6	27:14:270(F):U:C4	3.08	0.42
27:14:458:G:C8	57:L5:37:LYS:HG2	2.55	0.42
27:14:487:C:O2'	46:A5:52:GLU:O	2.38	0.42
27:14:773:U:H4'	30:19:47:GLY:HA3	2.02	0.42
27:14:1015:G:N2	27:14:1016:G:N3	2.67	0.42
27:14:1133:U:H2'	27:14:1137:G:OP1	2.20	0.42
27:14:1142(A):A:C5	27:14:1144:G:C5	3.07	0.42
27:14:1427:A:H4'	27:14:1428:C:O5'	2.19	0.42
27:14:1754:C:N3	27:14:2716:U:O2'	2.51	0.42
27:14:1854:A:C2'	27:14:1855:G:H5'	2.49	0.42
27:14:2723:C:OP1	31:29:109:LYS:HD3	2.20	0.42
27:14:2792:G:C2	27:14:2805:G:C2	3.07	0.42
27:14:2869:G:H2'	27:14:2870:C:O4'	2.19	0.42
28:1J:57:A:O4'	33:49:30:GLU:HG3	2.19	0.42
29:79:205:LYS:N	29:79:205:LYS:HD2	2.34	0.42
37:15:87:LEU:O	37:15:87:LEU:HD22	2.19	0.42
40:45:30:GLY:HA2	40:45:107:ALA:HB2	2.00	0.42
43:75:5:ALA:HA	43:75:8:LYS:HB2	2.01	0.42
43:75:101:PHE:O	43:75:103:ARG:N	2.51	0.42
44:85:66:ASN:ND2	44:85:70:ARG:HH21	2.17	0.42

Continued on next page...

Continued from previous page...

Atom-1	Atom-2	Interatomic distance (Å)	Clash overlap (Å)
45:95:75:PHE:HD2	45:95:81:TYR:CD1	2.37	0.42
52:G5:4:SER:HB2	52:G5:7:ARG:NH1	2.34	0.42
1:13:41:G:H2'	1:13:42:G:C8	2.54	0.42
1:13:218:C:H2'	1:13:219:C:C6	2.55	0.42
1:13:438:G:H4'	4:3E:123:HIS:ND1	2.35	0.42
1:13:474:G:C4	1:13:475:G:C8	3.06	0.42
1:13:561:U:O2'	1:13:562:C:OP2	2.34	0.42
1:13:563:A:C5	1:13:567:G:H1'	2.54	0.42
1:13:975:A:H4'	1:13:976:G:C5'	2.47	0.42
1:13:1330:U:C5	1:13:1331:G:C5	3.08	0.42
20:BI:73:HIS:HB3	20:BI:76:ALA:H	1.85	0.42
23:2K:2:C:O5'	23:2K:2:C:H6	2.03	0.42
27:1H:191:C:O2'	27:1H:241:A:N1	2.51	0.42
27:1H:709:C:O2'	39:78:14:LYS:N	2.52	0.42
27:1H:1095:A:C5	27:1H:1096:C:C5	3.07	0.42
27:1H:1615:A:O4'	27:1H:1616:G:C2	2.72	0.42
27:1H:1885:A:N1	27:1H:2110:G:H1'	2.35	0.42
27:1H:2201:C:C5'	29:71:46:LYS:HD3	2.49	0.42
27:1H:2321:G:C2	27:1H:2324:A:H2	2.37	0.42
27:1H:2691:C:N4	27:1H:2743:G:H1	2.17	0.42
27:1H:2744:C:H5'	31:21:170:LEU:HD12	2.02	0.42
28:16:104:A:H2'	28:16:105:G:O4'	2.19	0.42
29:71:42:GLU:HG3	29:71:215:THR:O	2.19	0.42
32:31:153:SER:OG	32:31:189:THR:HA	2.20	0.42
33:41:72:ARG:HA	33:41:72:ARG:HD3	1.83	0.42
33:41:97:ASP:H	33:41:100:TRP:CD1	2.36	0.42
33:41:113:ARG:NH1	33:41:142:PRO:HA	2.34	0.42
34:51:158:HIS:HB2	34:51:160:LYS:HZ3	1.85	0.42
35:61:130:TYR:HB3	35:61:136:VAL:HG13	2.01	0.42
37:58:15:LEU:CB	37:58:134:ARG:HB2	2.49	0.42
40:88:5:ARG:O	40:88:6:ARG:C	2.62	0.42
40:88:52:VAL:O	40:88:53:ALA:C	2.63	0.42
41:98:26:LYS:HE2	41:98:70:LEU:O	2.20	0.42
42:A8:58:LEU:H	42:A8:58:LEU:HD22	1.85	0.42
42:A8:66:ALA:O	42:A8:69:VAL:HG13	2.19	0.42
44:C8:92:ARG:HD3	44:C8:94:ASN:HB3	2.02	0.42
49:H8:38:TYR:CG	49:H8:38:TYR:O	2.72	0.42
1:1G:38:G:N1	1:1G:397:A:OP1	2.49	0.42
1:1G:352:C:O2'	1:1G:353:A:O3'	2.37	0.42
1:1G:977:A:C8	1:1G:1223:C:C4	3.08	0.42
1:1G:1126:U:H5	10:1A:71:LEU:HD22	1.85	0.42

Continued on next page...

Continued from previous page...

Atom-1	Atom-2	Interatomic distance (Å)	Clash overlap (Å)
1:1G:1266:G:H2'	1:1G:1268:A:OP2	2.19	0.42
1:1G:1352:C:H2'	1:1G:1353:G:H8	1.83	0.42
1:1G:1358:U:H6	1:1G:1359:C:C5	2.38	0.42
2:12:144:ARG:HE	2:12:148:TYR:HD2	1.65	0.42
2:12:198:ASP:HB2	2:12:199:TYR:CD1	2.55	0.42
3:22:23:TYR:CG	3:22:24:ALA:N	2.87	0.42
3:22:132:ARG:HA	25:4L:57:U:O4	2.20	0.42
12:3A:43:LYS:NZ	12:3A:44:LYS:HE3	2.34	0.42
17:8A:19:VAL:CG2	17:8A:44:ALA:HB3	2.50	0.42
59:1L:52:G:C6	59:1L:63:G:C6	3.08	0.42
27:14:70:G:H21	27:14:71:A:H62	1.67	0.42
27:14:1358:G:O2'	27:14:1373:A:N6	2.52	0.42
27:14:2007:C:H4'	27:14:2824:C:H4'	2.02	0.42
27:14:2323:G:H2'	27:14:2324:C:O4'	2.19	0.42
27:14:2633:G:H5'	27:14:2811:G:O2'	2.19	0.42
27:14:2744:G:H21	34:59:143:GLN:CD	2.26	0.42
28:1J:58:A:H5''	28:1J:58:A:H8	1.84	0.42
34:59:23:ARG:HH11	34:59:23:ARG:H	1.67	0.42
37:15:42:TRP:N	44:85:64:ARG:HD2	2.34	0.42
37:15:86:PRO:O	37:15:89:LYS:N	2.52	0.42
1:13:138:G:H2'	1:13:139:G:O4'	2.19	0.42
1:13:686:U:O4	1:13:703:G:H1'	2.20	0.42
1:13:858:G:O2'	1:13:859:A:H5''	2.20	0.42
1:13:951:G:O2'	1:13:972:C:H5	2.02	0.42
1:13:976:G:C8	1:13:1358:U:O2	2.73	0.42
1:13:1219:U:H2'	1:13:1220:G:O4'	2.20	0.42
7:6E:39:ALA:HA	7:6E:42:ILE:HG13	2.02	0.42
10:1I:76:ASN:HD22	10:1I:76:ASN:H	1.67	0.42
13:4I:65:LYS:HD3	54:M8:52:THR:HB	2.02	0.42
15:6I:39:LEU:HA	15:6I:39:LEU:HD23	1.79	0.42
19:AI:18:LYS:HA	19:AI:18:LYS:HD2	1.94	0.42
27:1H:895:U:P	65:1H:3728:HOH:O	2.77	0.42
27:1H:1288:A:H2'	27:1H:1289:A:O4'	2.19	0.42
27:1H:1351:C:O2'	27:1H:1352:C:H5'	2.19	0.42
27:1H:1892:G:O3'	29:71:205:LYS:HE3	2.19	0.42
27:1H:2001:A:H2'	27:1H:2002:C:C6	2.55	0.42
27:1H:2485:G:H1'	27:1H:2491:A:H61	1.85	0.42
27:1H:2519:U:O2'	27:1H:2520:C:H5'	2.20	0.42
28:16:40:U:H3'	28:16:41:U:C5'	2.49	0.42
29:71:216:THR:HG23	29:71:219:GLY:HA3	2.01	0.42
30:11:223:GLY:HA3	30:11:231:HIS:CE1	2.55	0.42

Continued on next page...

Continued from previous page...

Atom-1	Atom-2	Interatomic distance (Å)	Clash overlap (Å)
32:31:34:TRP:CZ3	39:78:8:PRO:HB3	2.55	0.42
32:31:81:PRO:HG3	32:31:89:VAL:CG2	2.50	0.42
34:51:55:PRO:HD2	34:51:61:HIS:ND1	2.35	0.42
39:78:14:LYS:C	39:78:16:ARG:N	2.72	0.42
40:88:8:LYS:HG2	40:88:9:TYR:CE2	2.55	0.42
40:88:64:ILE:HG23	40:88:106:VAL:HG12	2.00	0.42
49:H8:9:TYR:CZ	49:H8:61:LEU:HD21	2.55	0.42
51:J8:13:ILE:HD11	51:J8:42:GLN:OE1	2.20	0.42
55:N8:52:TYR:O	55:N8:54:GLY:N	2.53	0.42
1:1G:564:C:C6	17:8A:31:LEU:HD11	2.54	0.42
1:1G:911:U:H2'	1:1G:912:C:C6	2.54	0.42
1:1G:1004:A:H8	1:1G:1026:G:H8	1.66	0.42
1:1G:1054:C:H2'	1:1G:1055:A:H5''	2.01	0.42
1:1G:1151:A:H5''	10:1A:40:LEU:O	2.20	0.42
1:1G:1413:A:H2'	1:1G:1414:U:O4'	2.20	0.42
10:1A:5:ARG:HG3	10:1A:73:ASP:OD1	2.20	0.42
10:1A:63:PHE:HB3	14:5A:57:ARG:C	2.44	0.42
17:8A:96:GLU:O	17:8A:99:SER:OG	2.28	0.42
27:14:137(A):G:H2'	27:14:139:G:N7	2.35	0.42
27:14:142:G:H1'	47:B5:37:THR:CG2	2.50	0.42
27:14:466:A:N7	27:14:467:G:H1'	2.33	0.42
27:14:1357:U:H2'	27:14:1358:G:O4'	2.20	0.42
27:14:1444(A):A:H1'	27:14:1460:A:C4	2.55	0.42
27:14:1556:C:H2'	27:14:1557:C:C6	2.55	0.42
27:14:2065:C:H1'	27:14:2449:U:O2	2.20	0.42
27:14:2505:G:O6	27:14:2576:G:H2'	2.18	0.42
27:14:2667:C:H1'	34:59:109:PHE:CD2	2.55	0.42
27:14:2694:G:C5	27:14:2695:C:C5	3.08	0.42
27:14:2842:G:H2'	27:14:2843:G:H8	1.85	0.42
28:1J:106:G:C2'	28:1J:107:U:H5'	2.50	0.42
31:29:11:MET:HE2	31:29:11:MET:HB3	1.87	0.42
31:29:12:THR:HG22	43:75:58:ASN:OD1	2.20	0.42
34:59:153:LYS:HZ3	34:59:153:LYS:C	2.27	0.42
38:25:72:PRO:C	38:25:74:GLY:H	2.28	0.42
39:35:39:LYS:HB3	65:35:203:HOH:O	2.20	0.42
39:35:60:MET:HE3	39:35:60:MET:HB3	1.74	0.42
58:M5:15:LYS:HB2	65:M5:203:HOH:O	2.19	0.42
1:13:172:A:H5'	1:13:173:U:OP2	2.20	0.42
1:13:247:G:OP2	17:8I:100:LYS:HB2	2.20	0.42
1:13:339:C:H2'	1:13:340:U:C6	2.55	0.42
1:13:772:U:H2'	1:13:773:G:O4'	2.19	0.42

Continued on next page...

Continued from previous page...

Atom-1	Atom-2	Interatomic distance (Å)	Clash overlap (Å)
1:13:872:A:N3	1:13:872:A:H2'	2.35	0.42
1:13:1089:G:H1	1:13:1096:C:H42	1.67	0.42
1:13:1327:C:H2'	1:13:1328:C:H6	1.85	0.42
1:13:1348:U:N3	1:13:1374:A:C2	2.79	0.42
2:1E:220:ASP:OD1	2:1E:220:ASP:N	2.52	0.42
3:2E:30:ARG:HH11	14:5I:38:GLY:CA	2.32	0.42
9:8E:65:VAL:HG21	9:8E:77:ILE:HD11	2.00	0.42
11:2I:69:ALA:O	11:2I:70:LYS:C	2.63	0.42
14:5I:15:LYS:C	14:5I:16:PHE:CG	2.98	0.42
24:3K:10:G:C2	24:3K:11:C:C4	3.07	0.42
26:5K:65:G:O2'	26:5K:66:U:OP1	2.35	0.42
27:1H:273:U:HO2'	27:1H:274:G:P	2.42	0.42
27:1H:299:G:C6	27:1H:300:G:O6	2.72	0.42
27:1H:957:A:H2'	27:1H:2277:C:O2'	2.20	0.42
27:1H:1074:A:N6	27:1H:1173:A:C4	2.88	0.42
27:1H:1267:C:H2'	27:1H:1268:C:H6	1.85	0.42
27:1H:1307:G:C6	27:1H:1308:C:C4	3.08	0.42
27:1H:1378:A:C6	27:1H:1380:C:C2	3.07	0.42
27:1H:1924:A:OP2	30:11:255:LYS:HE2	2.19	0.42
27:1H:2478:C:O2'	27:1H:2479:C:H5'	2.19	0.42
27:1H:2659:C:H2'	27:1H:2660:U:O4'	2.20	0.42
28:16:15:A:H5'	28:16:16:G:C8	2.54	0.42
30:11:121:PRO:HD3	30:11:190:TYR:OH	2.20	0.42
30:11:211:ARG:O	30:11:215:LEU:HG	2.19	0.42
32:31:156:LEU:HD21	32:31:163:VAL:HG12	2.02	0.42
32:31:182:ASN:ND2	32:31:185:ASP:HB2	2.34	0.42
33:41:37:VAL:HA	33:41:158:ALA:O	2.20	0.42
35:61:60:GLU:HG3	35:61:61:ARG:NH2	2.28	0.42
35:61:79:ILE:HG22	35:61:142:VAL:HA	2.02	0.42
39:78:115:LEU:HA	39:78:134:ALA:HB2	2.01	0.42
42:A8:76:LYS:HB3	42:A8:76:LYS:HE2	1.81	0.42
46:E8:48:ALA:O	46:E8:51:LEU:N	2.52	0.42
49:H8:10:ARG:HG2	49:H8:13:GLU:HG3	2.01	0.42
49:H8:52:SER:OG	49:H8:53:ILE:N	2.46	0.42
1:1G:410:G:C2	1:1G:429:U:C2	3.07	0.42
1:1G:487:A:H3'	1:1G:488:C:C6	2.55	0.42
1:1G:625:G:C4	1:1G:626:U:C5	3.08	0.42
1:1G:676:A:H2'	1:1G:677:U:C6	2.54	0.42
1:1G:718:G:N2	18:9A:82:THR:HG23	2.34	0.42
1:1G:899:C:H2'	1:1G:900:A:O4'	2.20	0.42
1:1G:948:C:H2'	1:1G:949:A:C8	2.55	0.42

Continued on next page...

Continued from previous page...

Atom-1	Atom-2	Interatomic distance (Å)	Clash overlap (Å)
1:1G:1206:G:C6	1:1G:1207:2MG:C5	3.08	0.42
1:1G:1376:U:OP1	7:62:98:SER:OG	2.29	0.42
4:32:180:GLY:HA3	4:32:182:LYS:HE2	2.02	0.42
6:52:5:GLU:HG2	6:52:64:GLN:HG3	2.02	0.42
11:2A:58:PRO:HB2	11:2A:93:GLN:HG3	2.01	0.42
13:4A:25:ILE:O	13:4A:29:ARG:HB2	2.18	0.42
17:8A:22:LEU:HD11	17:8A:39:SER:HB2	2.02	0.42
19:AA:9:VAL:HB	54:I5:63:TYR:CE1	2.50	0.42
20:BA:35:THR:HA	20:BA:38:LYS:NZ	2.35	0.42
27:14:412:A:H5''	27:14:413:C:OP2	2.20	0.42
27:14:1021:A:H8	27:14:1021:A:H3'	1.84	0.42
27:14:1296:G:OP1	27:14:2709:G:O2'	2.25	0.42
27:14:1424:G:H2'	27:14:1425:G:O4'	2.20	0.42
27:14:1488:G:C6	27:14:1489:U:N3	2.88	0.42
27:14:1788:C:C2	27:14:1789:A:C8	3.07	0.42
27:14:1790:C:H4'	30:19:209:ALA:HB2	2.00	0.42
27:14:2129:C:N4	27:14:2130:U:O4	2.53	0.42
27:14:2683:C:P	43:75:53:ARG:HH22	2.36	0.42
27:14:2748:A:C8	34:59:63:SER:HB3	2.55	0.42
28:1J:61:G:C6	28:1J:62:C:C4	3.08	0.42
32:39:120:GLU:H	32:39:120:GLU:HG3	1.60	0.42
33:49:16:ARG:NH2	33:49:31:VAL:HB	2.35	0.42
33:49:180:PHE:HB3	33:49:182:LYS:H	1.85	0.42
34:59:46:GLU:HG2	34:59:47:GLU:H	1.85	0.42
35:69:118:LYS:HG2	35:69:119:PRO:HD2	2.02	0.42
37:15:23:LEU:HD13	37:15:23:LEU:HA	1.87	0.42
37:15:34:LEU:HA	37:15:34:LEU:HD23	1.80	0.42
37:15:123:TYR:CZ	37:15:129:PRO:HD3	2.55	0.42
40:45:35:VAL:HG12	40:45:130:LYS:HB3	2.02	0.42
42:65:104:GLY:O	42:65:106:ARG:N	2.52	0.42
45:95:38:LEU:O	45:95:52:VAL:HG22	2.20	0.42
47:B5:8:ILE:O	52:G5:36:ARG:NH2	2.53	0.42
47:B5:58:HIS:CE1	47:B5:77:LYS:HD2	2.55	0.42
53:H5:30:ARG:H	53:H5:30:ARG:HG2	1.50	0.42
1:13:258:G:H1	1:13:268:C:N4	2.17	0.42
1:13:374:A:C6	1:13:375:U:C4	3.07	0.42
1:13:665:A:N3	1:13:732:C:H2'	2.35	0.42
1:13:894:G:C6	1:13:895:G:C5	3.07	0.42
1:13:1401:G:C2	1:13:1402:4OC:H1'	2.55	0.42
2:1E:101:MET:HG2	2:1E:152:PHE:CE1	2.55	0.42
2:1E:134:GLU:H	2:1E:134:GLU:HG2	1.45	0.42

Continued on next page...

Continued from previous page...

Atom-1	Atom-2	Interatomic distance (Å)	Clash overlap (Å)
2:1E:160:ASP:O	2:1E:183:PRO:HD2	2.20	0.42
4:3E:101:LEU:C	4:3E:101:LEU:HD12	2.45	0.42
4:3E:162:LEU:HD23	4:3E:162:LEU:HA	1.94	0.42
5:4E:142:LEU:HD23	5:4E:142:LEU:HA	1.67	0.42
10:1I:40:LEU:HB2	10:1I:69:ASN:CB	2.48	0.42
14:5I:29:ARG:HD3	14:5I:40:CYS:SG	2.60	0.42
15:6I:47:LYS:H	15:6I:47:LYS:HG2	1.54	0.42
17:8I:6:LEU:O	17:8I:58:GLU:HA	2.20	0.42
27:1H:355:A:H2	27:1H:1256:A:C2'	2.33	0.42
27:1H:513:C:O2'	46:E8:60:ASN:ND2	2.53	0.42
27:1H:582:G:P	37:58:111:PRO:HG2	2.60	0.42
27:1H:657:A:OP1	39:78:65:ARG:NH2	2.43	0.42
27:1H:1470:G:H2'	27:1H:1471:G:H8	1.84	0.42
27:1H:1562:C:H2'	27:1H:1563:U:C6	2.52	0.42
27:1H:2055:G:H1'	31:21:145:LYS:HD3	2.00	0.42
27:1H:2147:G:N2	27:1H:2198:C:C2	2.88	0.42
27:1H:2758:G:C2	27:1H:2775:G:C4	3.08	0.42
29:71:37:PHE:CZ	29:71:218:MET:HE3	2.50	0.42
31:21:168:MET:HE2	31:21:203:LYS:HE2	2.02	0.42
40:88:109:VAL:HG13	40:88:110:THR:N	2.33	0.42
41:98:44:LEU:HD23	41:98:44:LEU:HA	1.80	0.42
48:G8:75:ILE:HA	48:G8:75:ILE:HD13	1.64	0.42
48:G8:93:GLY:C	48:G8:94:LYS:HG3	2.45	0.42
49:H8:61:LEU:HD13	49:H8:65:GLN:HB2	2.01	0.42
1:1G:1067:A:N1	1:1G:1108:G:O2'	2.44	0.42
2:12:215:LEU:HA	2:12:215:LEU:HD13	1.72	0.42
3:22:5:ILE:HG21	10:1A:51:ARG:NH1	2.34	0.42
3:22:166:GLU:HG3	3:22:167:TRP:N	2.31	0.42
4:32:92:VAL:O	4:32:96:LEU:HD13	2.20	0.42
4:32:105:VAL:HB	4:32:117:ALA:HB1	2.01	0.42
5:42:36:ASP:O	5:42:38:GLN:HG2	2.20	0.42
7:62:44:TYR:O	7:62:48:LYS:N	2.45	0.42
12:3A:29:PHE:CG	12:3A:81:LEU:HD11	2.54	0.42
15:6A:48:LYS:HD3	15:6A:48:LYS:HA	1.82	0.42
16:7A:74:LEU:HD23	16:7A:79:VAL:HG21	2.02	0.42
27:14:320:A:H4'	27:14:322:A:C8	2.55	0.42
27:14:387:U:P	51:F5:20:ARG:HH12	2.40	0.42
27:14:530:G:O6	27:14:2023:G:OP1	2.38	0.42
27:14:780:G:C2	27:14:782:A:C2	3.08	0.42
27:14:1190:G:O2'	27:14:1191:G:H5'	2.20	0.42
27:14:1423:G:H2'	27:14:1424:G:C8	2.54	0.42

Continued on next page...

Continued from previous page...

Atom-1	Atom-2	Interatomic distance (Å)	Clash overlap (Å)
27:14:1427:A:C2	30:19:31:LYS:HD2	2.55	0.42
27:14:1465:G:C4	27:14:1466:G:C8	3.08	0.42
27:14:1829:A:H3'	27:14:1830:C:H6	1.84	0.42
27:14:2175:C:H5''	29:79:3:HIS:HD2	1.83	0.42
27:14:2182:G:N2	27:14:2183:C:N3	2.68	0.42
30:19:85:ASP:HB2	30:19:92:ILE:HD13	2.00	0.42
32:39:181:LEU:CD2	32:39:186:ILE:HD11	2.47	0.42
37:15:112:LEU:HA	37:15:115:ARG:HB2	2.02	0.42
42:65:95:HIS:CA	42:65:99:LYS:HB2	2.50	0.42
45:95:37:VAL:HG11	45:95:57:VAL:HG22	2.01	0.42
45:95:67:GLY:O	45:95:88:ARG:HG2	2.19	0.42
47:B5:26:TYR:CE2	47:B5:89:ILE:HG13	2.55	0.42
49:D5:26:GLY:C	49:D5:37:VAL:HG22	2.45	0.42
49:D5:104:PHE:HA	49:D5:139:VAL:O	2.20	0.42
52:G5:32:LEU:HA	52:G5:53:LEU:HD13	2.01	0.42
54:I5:40:HIS:N	54:I5:41:PRO:HD3	2.34	0.42
1:13:1278:U:H5''	1:13:1279:A:O4'	2.19	0.42
1:13:1386:G:O2'	1:13:1387:G:H5'	2.19	0.42
1:13:1424:C:H2'	1:13:1425:U:O4'	2.20	0.42
5:4E:19:MET:HE3	5:4E:19:MET:HB3	1.92	0.42
10:1I:8:LEU:HD23	10:1I:8:LEU:HA	1.90	0.42
27:1H:160:U:C2	27:1H:161:G:C8	3.08	0.42
27:1H:218:A:H1'	27:1H:220:U:O4'	2.20	0.42
27:1H:520:G:H5''	27:1H:520:G:C8	2.55	0.42
27:1H:741:C:H2'	27:1H:742:U:O4'	2.20	0.42
27:1H:1066:U:H2'	27:1H:1067:A:H8	1.85	0.42
27:1H:1282:G:C6	27:1H:1283:G:N1	2.88	0.42
27:1H:1885:A:H2'	27:1H:1886:A:C8	2.54	0.42
27:1H:1975:A:C6	27:1H:1976:A:N1	2.88	0.42
27:1H:2237:G:H4'	27:1H:2239:C:C2	2.55	0.42
27:1H:2518:G:H2'	27:1H:2589:G:O6	2.20	0.42
28:16:15:A:C5'	28:16:16:G:C8	3.03	0.42
29:71:58:VAL:HG13	29:71:199:HIS:HD2	1.81	0.42
30:11:89:SER:HB2	30:11:159:ALA:HB2	2.02	0.42
30:11:181:GLU:HG2	30:11:182:LEU:N	2.34	0.42
34:51:158:HIS:O	34:51:160:LYS:N	2.53	0.42
35:61:110:ASP:HB2	35:61:112:LYS:HG3	2.01	0.42
38:68:20:MET:HE3	38:68:20:MET:HB2	1.68	0.42
39:78:121:LYS:HG2	39:78:123:LEU:CD2	2.50	0.42
41:98:74:LYS:O	41:98:75:LEU:HB3	2.20	0.42
42:A8:2:ALA:O	42:A8:3:ARG:O	2.38	0.42

Continued on next page...

Continued from previous page...

Atom-1	Atom-2	Interatomic distance (Å)	Clash overlap (Å)
42:A8:56:LEU:CB	42:A8:58:LEU:HD22	2.50	0.42
53:L8:35:ARG:HH21	53:L8:37:LEU:HD21	1.85	0.42
1:1G:271:C:H2'	1:1G:272:C:H6	1.85	0.42
1:1G:408:A:N7	65:1G:1840:HOH:O	2.37	0.42
1:1G:440:A:H3'	1:1G:442:C:H6	1.85	0.42
1:1G:614:A:H61	1:1G:626:U:H3	1.68	0.42
1:1G:667:G:H4'	15:6A:51:HIS:CE1	2.55	0.42
1:1G:715:A:H8	1:1G:715:A:O5'	2.03	0.42
1:1G:792:A:H1'	1:1G:794:A:N7	2.35	0.42
1:1G:1374:A:O2'	7:62:28:ASN:HB3	2.19	0.42
3:22:114:PRO:HB3	3:22:118:GLN:HE22	1.84	0.42
5:42:51:VAL:HG23	5:42:52:PRO:HD3	2.02	0.42
8:72:14:ARG:O	8:72:18:ARG:HD3	2.20	0.42
15:6A:85:LEU:HD23	15:6A:85:LEU:HA	1.84	0.42
20:BA:33:ILE:HD13	20:BA:33:ILE:HA	1.59	0.42
60:2L:56:C:O2'	33:49:78:SER:HB2	2.20	0.42
27:14:270(N):G:H5'	35:69:57:ARG:NH2	2.35	0.42
27:14:423:A:H5''	27:14:424:G:H5''	2.01	0.42
27:14:510:C:P	65:14:3513:HOH:O	2.77	0.42
27:14:992:C:OP1	44:85:47:TYR:OH	2.24	0.42
27:14:1395:A:C6	27:14:1398:C:C2	3.08	0.42
27:14:1653:G:O6	41:55:9:LYS:HB2	2.19	0.42
27:14:1702:G:H2'	27:14:1703:G:O4'	2.19	0.42
27:14:1995:U:H2'	27:14:1996:C:C5	2.55	0.42
27:14:2127:G:N2	27:14:2128:C:O2	2.53	0.42
27:14:2182:G:C2	27:14:2183:C:C4	3.07	0.42
27:14:2383:G:O2'	27:14:2384:G:H5'	2.20	0.42
27:14:2748:A:O2'	34:59:66:GLY:HA3	2.20	0.42
27:14:2769:C:H2'	27:14:2770:G:H8	1.84	0.42
28:1J:96:G:C5	28:1J:97:G:C8	3.08	0.42
30:19:139:GLY:HA2	30:19:164:GLN:HE21	1.84	0.42
34:59:12:PRO:HG3	34:59:48:GLY:C	2.45	0.42
37:15:4:TYR:CD2	44:85:100:VAL:HG11	2.55	0.42
37:15:55:VAL:HG23	37:15:56:ASN:OD1	2.20	0.42
39:35:26:GLY:C	39:35:28:GLY:N	2.78	0.42
39:35:124:LYS:HE3	39:35:145:PRO:HD3	2.01	0.42
40:45:41:TRP:HZ3	40:45:74:TYR:CE1	2.38	0.42
41:55:25:ALA:HB2	41:55:48:VAL:HG22	2.02	0.42
41:55:97:VAL:HA	41:55:113:LEU:O	2.19	0.42
51:F5:25:LYS:HB3	51:F5:25:LYS:HE3	1.77	0.42
51:F5:52:ARG:CZ	51:F5:56:GLN:HA	2.50	0.42

Continued on next page...

Continued from previous page...

Atom-1	Atom-2	Interatomic distance (Å)	Clash overlap (Å)
52:G5:14:ARG:C	52:G5:16:LEU:N	2.78	0.42
53:H5:8:LEU:HB2	53:H5:28:LEU:HD22	2.02	0.42
56:K5:41:PRO:HD2	56:K5:46:HIS:H	1.85	0.42
57:L5:12:ARG:HD3	57:L5:46:VAL:HG21	2.01	0.42
58:M5:44:LYS:C	58:M5:46:ARG:N	2.78	0.42
1:13:58:C:H2'	1:13:59:A:H8	1.85	0.41
1:13:502:G:C6	1:13:503:C:C4	3.08	0.41
1:13:736:C:OP1	18:9I:68:LYS:HE3	2.19	0.41
3:2E:64:VAL:HG12	3:2E:66:VAL:HG23	2.02	0.41
4:3E:4:TYR:CZ	4:3E:6:GLY:HA3	2.55	0.41
4:3E:58:LEU:O	4:3E:62:GLN:HG2	2.20	0.41
6:5E:62:TRP:CD1	18:9I:35:ARG:CZ	3.03	0.41
15:6I:10:LYS:HD2	15:6I:10:LYS:HA	1.73	0.41
16:7I:26:ARG:HE	16:7I:31:LYS:HB3	1.85	0.41
17:8I:52:LYS:HD2	17:8I:55:ASP:OD2	2.19	0.41
25:4K:40:U:H2'	25:4K:41:U:O4'	2.20	0.41
27:1H:43:A:H8	27:1H:43:A:O5'	2.03	0.41
27:1H:85:C:O2'	27:1H:86:C:H5'	2.20	0.41
27:1H:98:U:C6	27:1H:100:G:N1	2.88	0.41
27:1H:510:A:O2'	48:G8:49:VAL:O	2.28	0.41
27:1H:794:A:H2'	27:1H:2625:C:H5''	2.02	0.41
27:1H:2048:C:H2'	27:1H:2049:C:C6	2.55	0.41
27:1H:2591:G:OP1	27:1H:2627:A:N6	2.51	0.41
27:1H:2628:U:C2	55:N8:7:PRO:HA	2.54	0.41
27:1H:2628:U:P	65:1H:3873:HOH:O	2.78	0.41
27:1H:2908:U:H2'	27:1H:2909:G:O4'	2.20	0.41
28:16:87:G:C2	28:16:89:G:H5''	2.55	0.41
41:98:42:LYS:O	41:98:45:ARG:HD3	2.19	0.41
42:A8:31:SER:OG	42:A8:34:HIS:N	2.41	0.41
47:F8:67:GLY:C	47:F8:69:TYR:H	2.28	0.41
49:H8:110:GLY:HA3	49:H8:174:VAL:HG11	2.01	0.41
58:Q8:61:LEU:HD23	58:Q8:61:LEU:HA	1.70	0.41
1:1G:115:G:C2	1:1G:289:G:N7	2.87	0.41
1:1G:134:A:H2'	1:1G:135:C:O4'	2.20	0.41
1:1G:187:C:O2	1:1G:191(A):G:N1	2.53	0.41
1:1G:397:A:H3'	1:1G:397:A:N3	2.35	0.41
1:1G:413:G:HO2'	1:1G:414:A:P	2.38	0.41
1:1G:537:G:C6	1:1G:538:G:C6	3.08	0.41
1:1G:544:G:OP1	4:32:62:GLN:NE2	2.51	0.41
1:1G:784:C:H2'	1:1G:785:G:C8	2.55	0.41
1:1G:1022:G:C2	1:1G:1023:G:H1'	2.54	0.41

Continued on next page...

Continued from previous page...

Atom-1	Atom-2	Interatomic distance (Å)	Clash overlap (Å)
1:1G:1156:G:C3'	1:1G:1157:A:H5''	2.50	0.41
1:1G:1299:A:C2	1:1G:1301:U:C4	3.08	0.41
1:1G:1333:A:H3'	1:1G:1334:G:H8	1.85	0.41
4:32:128:VAL:O	4:32:131:ARG:N	2.53	0.41
9:82:78:LYS:HB3	9:82:78:LYS:HZ2	1.85	0.41
9:82:85:LEU:HD12	9:82:86:VAL:N	2.35	0.41
15:6A:67:LEU:HD23	15:6A:67:LEU:HA	1.83	0.41
19:AA:36:ARG:HB2	19:AA:72:GLY:N	2.35	0.41
20:BA:6:PRO:C	20:BA:8:ARG:H	2.27	0.41
27:14:270(B):A:N1	27:14:273:G:O2'	2.42	0.41
27:14:455:C:H6	27:14:455:C:H2'	1.70	0.41
27:14:654(C):G:C2	27:14:654(D):G:H1'	2.55	0.41
27:14:659:C:O2'	32:39:101:LEU:HD12	2.19	0.41
27:14:1111:A:H5'	34:59:3:ARG:NH1	2.35	0.41
27:14:1594:G:H2'	27:14:1595:G:H8	1.85	0.41
27:14:2132:U:O4	29:79:8:ARG:NE	2.43	0.41
27:14:2638:G:HO2'	27:14:2639:A:H8	1.63	0.41
30:19:33:LEU:HA	30:19:33:LEU:HD23	1.75	0.41
32:39:59:TYR:HE2	32:39:85:GLY:O	2.03	0.41
35:69:132:PRO:HB2	35:69:134:PRO:HD2	2.02	0.41
39:35:19:VAL:HG13	39:35:20:GLY:N	2.35	0.41
39:35:97:PRO:C	39:35:99:LEU:N	2.78	0.41
40:45:48:GLU:O	40:45:52:VAL:HG12	2.20	0.41
46:A5:8:ARG:O	46:A5:9:TYR:HB2	2.20	0.41
47:B5:38:GLU:O	47:B5:42:ALA:HB2	2.20	0.41
49:D5:44:PHE:O	49:D5:48:PHE:N	2.30	0.41
49:D5:120:ILE:O	49:D5:171:ILE:HG23	2.20	0.41
50:E5:24:LYS:C	50:E5:25:ARG:HD2	2.45	0.41
50:E5:66:VAL:O	50:E5:81:VAL:HA	2.21	0.41
1:13:256:U:H2'	1:13:257:G:O4'	2.20	0.41
1:13:262:A:N6	1:13:263:A:N6	2.68	0.41
1:13:390:C:H2'	1:13:391:G:C8	2.55	0.41
1:13:727:G:N2	1:13:730:G:OP2	2.39	0.41
1:13:977:A:H1'	1:13:982:U:O4	2.20	0.41
1:13:1229:A:O2'	23:2K:30:G:OP1	2.35	0.41
2:1E:46:LYS:O	2:1E:50:GLU:N	2.53	0.41
13:4I:94:ARG:O	13:4I:96:LEU:N	2.53	0.41
15:6I:39:LEU:HD23	15:6I:42:HIS:HB3	2.02	0.41
17:8I:22:LEU:HD11	17:8I:39:SER:HB2	2.02	0.41
17:8I:52:LYS:HD2	17:8I:55:ASP:CG	2.46	0.41
20:BI:83:ARG:O	20:BI:87:LYS:HB2	2.20	0.41

Continued on next page...

Continued from previous page...

Atom-1	Atom-2	Interatomic distance (Å)	Clash overlap (Å)
27:1H:202:G:O2'	27:1H:203:A:H5'	2.20	0.41
27:1H:532:G:C5'	27:1H:535:C:H1'	2.50	0.41
27:1H:793:G:H2'	27:1H:794:A:H5'	2.02	0.41
27:1H:821:U:C5'	30:11:47:GLY:HA3	2.48	0.41
27:1H:1093:A:C8	36:38:7:VAL:HG21	2.54	0.41
27:1H:1276:G:C6	27:1H:1277:C:N3	2.88	0.41
27:1H:1458:C:C6	27:1H:1458:C:H5''	2.55	0.41
27:1H:1661:A:P	27:1H:1661:A:H8	2.42	0.41
27:1H:2146:G:H1'	29:71:172:HIS:HD2	1.84	0.41
27:1H:2229:G:H8	27:1H:2229:G:O5'	2.02	0.41
27:1H:2728:G:C6	27:1H:2729:C:C4	3.09	0.41
27:1H:2865:G:H2'	27:1H:2866:C:C6	2.54	0.41
27:1H:2891:C:H1'	41:98:91:GLN:O	2.20	0.41
30:11:133:LEU:HB3	30:11:173:VAL:HG11	2.01	0.41
32:31:82:ILE:H	32:31:82:ILE:HG13	1.62	0.41
34:51:32:GLU:O	34:51:33:LEU:HD13	2.20	0.41
44:C8:91:ASP:C	44:C8:93:LYS:N	2.78	0.41
47:F8:36:LYS:HG2	47:F8:56:THR:CG2	2.50	0.41
48:G8:75:ILE:O	48:G8:76:CYS:HB3	2.20	0.41
49:H8:99:TYR:HD1	49:H8:123:ASP:HB3	1.85	0.41
51:J8:12:PRO:HB3	51:J8:43:TYR:CD1	2.55	0.41
54:M8:43:TYR:CD1	54:M8:43:TYR:C	2.98	0.41
57:P8:8:ASN:OD1	57:P8:11:LYS:N	2.29	0.41
1:1G:157:G:H1	1:1G:164:U:H3	1.68	0.41
1:1G:363:A:OP1	12:3A:58:THR:HG21	2.19	0.41
1:1G:563:A:H2'	1:1G:567:G:C8	2.55	0.41
1:1G:1022:G:H2'	1:1G:1023:G:O4'	2.20	0.41
1:1G:1053:G:C6	1:1G:1199:U:H2'	2.56	0.41
1:1G:1053:G:C5	1:1G:1199:U:H2'	2.55	0.41
1:1G:1264:C:H1'	1:1G:1272:G:H22	1.85	0.41
1:1G:1321:C:N4	1:1G:1322:C:N4	2.67	0.41
2:12:71:VAL:HA	2:12:93:VAL:O	2.19	0.41
4:32:94:LEU:HD23	4:32:94:LEU:HA	1.72	0.41
8:72:11:THR:OG1	8:72:14:ARG:NH2	2.53	0.41
8:72:21:LYS:HE2	8:72:21:LYS:HB2	1.94	0.41
14:5A:42:ILE:HA	14:5A:45:ARG:HB3	2.01	0.41
16:7A:70:ALA:C	16:7A:74:LEU:HD12	2.44	0.41
59:1L:75:C:C6	59:1L:76:A:H2	2.37	0.41
27:14:270(V):G:H2'	27:14:270(W):G:C8	2.55	0.41
27:14:547:A:H2'	27:14:548:A:C8	2.55	0.41
27:14:611:C:H42	27:14:617:G:H1	1.68	0.41

Continued on next page...

Continued from previous page...

Atom-1	Atom-2	Interatomic distance (Å)	Clash overlap (Å)
27:14:994:C:H3'	44:85:54:LYS:NZ	2.35	0.41
27:14:1686:C:H3'	27:14:1687:G:C8	2.55	0.41
27:14:2401:U:O2'	27:14:2402:C:C2	2.67	0.41
27:14:2817:G:OP1	41:55:42:LYS:NZ	2.49	0.41
27:14:2876:G:O5'	43:75:2:ASN:HA	2.20	0.41
28:1J:7:G:H4'	42:65:29:PHE:CD2	2.55	0.41
30:19:70:TRP:O	30:19:73:VAL:HG23	2.19	0.41
33:49:114:ILE:HG12	33:49:140:ILE:HG21	2.02	0.41
35:69:26:ALA:O	35:69:31:LEU:HB2	2.20	0.41
37:15:6:PRO:HB3	37:15:41:ASP:OD2	2.20	0.41
37:15:15:LEU:HD22	37:15:16:ILE:H	1.85	0.41
41:55:81:ASP:OD1	41:55:81:ASP:N	2.52	0.41
45:95:24:LYS:HE2	45:95:24:LYS:HB3	1.81	0.41
49:D5:5:LEU:HD23	49:D5:47:VAL:HG21	2.02	0.41
49:D5:94:GLU:O	49:D5:130:PRO:HD3	2.20	0.41
1:13:96:G:C6	1:13:97:U:C2	3.08	0.41
1:13:137:C:H5''	1:13:137:C:H6	1.86	0.41
1:13:439:A:H3'	1:13:440:A:H8	1.85	0.41
1:13:509:A:H5''	4:3E:55:ALA:HB2	2.01	0.41
1:13:684:A:O2'	11:2I:39:PRO:O	2.29	0.41
1:13:791:G:O6	1:13:792:A:N1	2.53	0.41
1:13:1006:C:H2'	1:13:1007:C:C6	2.56	0.41
1:13:1063:C:N4	1:13:1064:G:C2	2.88	0.41
1:13:1292:U:P	7:6E:41:ARG:HH22	2.39	0.41
2:1E:93:VAL:HG11	2:1E:97:TRP:HA	2.01	0.41
6:5E:27:GLN:HA	6:5E:30:LEU:HD12	2.03	0.41
15:6I:39:LEU:HD12	15:6I:59:MET:HE1	2.01	0.41
19:AI:18:LYS:NZ	19:AI:18:LYS:O	2.45	0.41
22:1K:46:7MG:H5''	22:1K:46:7MG:H82	2.02	0.41
27:1H:64:C:OP1	47:F8:71:GLY:HA3	2.21	0.41
27:1H:662:G:OP1	39:78:132:LYS:HB3	2.20	0.41
27:1H:734:G:OP1	57:P8:11:LYS:NZ	2.53	0.41
27:1H:769:C:H2'	27:1H:770:A:H8	1.85	0.41
27:1H:1436:G:C2	27:1H:1446:C:O2	2.73	0.41
27:1H:1582:U:H2'	27:1H:1582:U:O2	2.19	0.41
27:1H:2028:A:OP1	65:1H:3705:HOH:O	2.21	0.41
27:1H:2298:C:C5	56:O8:27:LYS:HD2	2.55	0.41
27:1H:2418:G:O2'	27:1H:2425:A:N6	2.53	0.41
27:1H:2507:G:O2'	40:88:80:GLU:HB3	2.18	0.41
27:1H:2850:G:H5'	41:98:46:GLY:HA2	2.01	0.41
27:1H:2896:C:C2	27:1H:2897:G:H1'	2.55	0.41

Continued on next page...

Continued from previous page...

Atom-1	Atom-2	Interatomic distance (Å)	Clash overlap (Å)
28:16:66:A:C6	28:16:108:C:C5	3.07	0.41
30:11:70:TRP:CE2	30:11:150:LYS:HD3	2.55	0.41
33:41:7:LEU:HA	33:41:7:LEU:HD12	1.85	0.41
33:41:145:THR:HG23	33:41:148:MET:SD	2.61	0.41
39:78:84:ASN:HB3	39:78:86:LYS:HG2	2.01	0.41
43:B8:32:TYR:O	43:B8:34:VAL:HG23	2.20	0.41
44:C8:47:TYR:CD1	44:C8:47:TYR:C	2.98	0.41
48:G8:42:VAL:HG22	48:G8:43:ASN:N	2.35	0.41
49:H8:33:LEU:HA	49:H8:33:LEU:HD12	1.52	0.41
1:1G:130:A:H1'	1:1G:263:A:O2'	2.20	0.41
1:1G:222:U:H2'	1:1G:223:U:C6	2.56	0.41
1:1G:1327:C:H2'	1:1G:1328:C:H6	1.84	0.41
1:1G:1360:A:H2'	1:1G:1361:G:C8	2.55	0.41
1:1G:1420:C:O5'	1:1G:1420:C:H6	2.03	0.41
2:12:12:GLU:CD	2:12:16:HIS:HB2	2.45	0.41
2:12:166:ASP:C	2:12:168:THR:H	2.27	0.41
3:22:37:GLN:NE2	14:5A:52:GLN:OE1	2.32	0.41
4:32:177:ASP:HB3	4:32:182:LYS:HG3	2.03	0.41
5:42:91:LEU:HA	5:42:120:THR:HG22	2.02	0.41
9:82:33:PHE:CE2	9:82:47:LEU:HD11	2.55	0.41
11:2A:95:ILE:H	11:2A:95:ILE:HG12	1.49	0.41
12:3A:81:LEU:HD22	12:3A:82:ILE:N	2.32	0.41
13:4A:33:ALA:O	13:4A:37:THR:OG1	2.25	0.41
14:5A:48:ALA:N	14:5A:53:LEU:HD12	2.35	0.41
27:14:629:G:H1	27:14:634:C:H42	1.69	0.41
27:14:953:A:H2'	27:14:954:G:H8	1.85	0.41
27:14:1599:C:H2'	27:14:1600:C:C6	2.55	0.41
27:14:1649:G:C6	27:14:2009:G:C6	3.08	0.41
27:14:1820:U:O2	30:19:202:LYS:HB3	2.20	0.41
27:14:2001:A:H2'	27:14:2002:G:O4'	2.20	0.41
27:14:2103:C:N4	27:14:2104:G:O6	2.53	0.41
27:14:2572:A:H2'	31:29:144:ARG:HG3	2.03	0.41
27:14:2581:G:H4'	27:14:2582:G:C8	2.55	0.41
27:14:2674:G:O2'	38:25:29:ASN:O	2.27	0.41
27:14:2729:G:C5	27:14:2730:C:C4	3.08	0.41
28:1J:8:U:O2'	42:65:40:ILE:HD13	2.19	0.41
30:19:68:LYS:HB2	30:19:70:TRP:CZ3	2.54	0.41
35:69:83:ALA:HB1	35:69:89:TYR:HD1	1.83	0.41
40:45:17:LEU:HD21	40:45:41:TRP:NE1	2.34	0.41
49:D5:121:HIS:HB2	49:D5:171:ILE:HD12	2.01	0.41
1:13:303:A:H2'	1:13:304:U:H6	1.85	0.41

Continued on next page...

Continued from previous page...

Atom-1	Atom-2	Interatomic distance (Å)	Clash overlap (Å)
1:13:1180:A:H5''	1:13:1181:G:OP1	2.21	0.41
1:13:1308:U:OP1	13:4I:98:VAL:N	2.30	0.41
1:13:1350:A:C2	1:13:1351:U:C2	3.08	0.41
1:13:1511:G:H2'	1:13:1512:U:O4'	2.21	0.41
1:13:1527:C:H6	1:13:1527:C:O5'	2.03	0.41
2:1E:131:PRO:HD2	2:1E:134:GLU:HG3	2.03	0.41
4:3E:31:CYS:HA	63:3E:302:SF4:S1	2.60	0.41
5:4E:105:VAL:HB	5:4E:106:PRO:HD3	2.02	0.41
9:8E:80:GLY:O	9:8E:84:ALA:N	2.41	0.41
13:4I:15:VAL:HA	13:4I:45:VAL:HG23	2.01	0.41
15:6I:39:LEU:HD12	15:6I:59:MET:CE	2.51	0.41
19:AI:32:LYS:HA	19:AI:50:ALA:HB3	2.02	0.41
20:BI:40:ALA:HB2	20:BI:55:ILE:HG22	2.01	0.41
22:1K:51:U:N3	22:1K:52:G:N7	2.69	0.41
23:2K:62:C:H2'	23:2K:63:G:C8	2.56	0.41
27:1H:44:G:H5''	27:1H:45:C:OP1	2.19	0.41
27:1H:221:C:N4	27:1H:222:G:C2	2.88	0.41
27:1H:314:A:H2'	27:1H:315:G:O4'	2.20	0.41
27:1H:498:A:H8	27:1H:498:A:O5'	2.02	0.41
27:1H:603:G:C2	27:1H:1309:A:C4	3.08	0.41
27:1H:1109:G:H8	27:1H:1109:G:OP1	2.03	0.41
27:1H:1733:C:H2'	27:1H:1734:C:C6	2.55	0.41
27:1H:2847:U:H2'	27:1H:2848:G:H8	1.85	0.41
30:11:158:ALA:O	30:11:159:ALA:C	2.63	0.41
30:11:268:ARG:HE	30:11:268:ARG:HB3	1.60	0.41
32:31:135:LYS:O	32:31:138:GLU:N	2.53	0.41
33:41:99:MET:HB2	33:41:99:MET:HE3	1.49	0.41
33:41:103:LEU:HD23	33:41:103:LEU:HA	1.84	0.41
44:C8:49:HIS:O	44:C8:53:ARG:N	2.47	0.41
45:D8:37:VAL:HG11	45:D8:55:ALA:HB3	2.02	0.41
54:M8:15:ILE:H	54:M8:15:ILE:HD13	1.84	0.41
1:1G:198:G:H2'	1:1G:199:G:C8	2.55	0.41
1:1G:254:G:OP1	17:8A:67:LYS:O	2.39	0.41
1:1G:363:A:C5	12:3A:28:PRO:HD2	2.55	0.41
1:1G:674:G:H2'	1:1G:675:A:C8	2.55	0.41
1:1G:1055:A:O2'	3:22:161:GLU:OE2	2.27	0.41
1:1G:1198:G:O2'	1:1G:1199:U:O4'	2.38	0.41
2:12:178:ARG:HH22	2:12:196:LEU:C	2.28	0.41
3:22:131:ARG:O	3:22:135:LYS:HG3	2.20	0.41
8:72:118:VAL:O	8:72:119:LEU:HD23	2.21	0.41
16:7A:40:ASP:HB3	16:7A:48:TRP:CB	2.50	0.41

Continued on next page...

Continued from previous page...

Atom-1	Atom-2	Interatomic distance (Å)	Clash overlap (Å)
20:BA:23:ARG:NH2	20:BA:27:LYS:HZ1	2.10	0.41
59:1L:10:G:H4'	59:1L:11:C:OP1	2.20	0.41
27:14:35:G:H1'	27:14:454:A:N3	2.34	0.41
27:14:1248:G:C4	44:85:3:ARG:HG3	2.55	0.41
27:14:1614:A:N6	46:A5:87:PRO:HA	2.35	0.41
27:14:1681:G:C2	65:14:3573:HOH:O	2.69	0.41
27:14:1688:U:H1'	27:14:1701:A:C6	2.56	0.41
27:14:1826:G:H2'	27:14:1827:C:O4'	2.19	0.41
27:14:2127:G:H22	27:14:2161:C:N4	2.19	0.41
27:14:2158:A:H4'	27:14:2159:G:O4'	2.20	0.41
27:14:2720:U:N3	27:14:2873:A:H2	2.14	0.41
27:14:2795:G:O2'	27:14:2802:G:N2	2.53	0.41
27:14:2845:G:O2'	27:14:2846:G:H5'	2.21	0.41
30:19:65:ILE:HD12	30:19:66:ASP:N	2.35	0.41
31:29:116:VAL:HG23	31:29:157:ALA:N	2.36	0.41
34:59:83:TYR:HD1	34:59:83:TYR:H	1.68	0.41
35:69:104:GLN:HE21	35:69:104:GLN:HB2	1.68	0.41
41:55:37:THR:CG2	41:55:39:PRO:HD2	2.40	0.41
41:55:56:LYS:HB2	41:55:56:LYS:HE3	1.83	0.41
43:75:33:LYS:HD2	43:75:82:LEU:HA	2.01	0.41
49:D5:44:PHE:CZ	49:D5:86:VAL:HG21	2.55	0.41
50:E5:49:LYS:H	50:E5:80:HIS:HD1	1.68	0.41
53:H5:44:ARG:CZ	53:H5:44:ARG:HB2	2.50	0.41
1:13:309:G:H2'	1:13:310:G:C8	2.56	0.41
1:13:325:A:H2'	1:13:326:G:O4'	2.20	0.41
1:13:414:A:H2'	1:13:415:A:O4'	2.20	0.41
1:13:518:C:C5	1:13:530:G:C8	3.09	0.41
1:13:654:G:C6	1:13:655:A:C5	3.08	0.41
1:13:835:U:OP1	18:9I:64:ARG:NH2	2.50	0.41
1:13:942:G:C2	1:13:1342:C:C2	3.08	0.41
1:13:1008:C:H42	1:13:1021:G:N2	2.18	0.41
1:13:1170:A:O5'	1:13:1170:A:H8	2.03	0.41
3:2E:36:ASP:HA	3:2E:39:ILE:HD12	2.02	0.41
6:5E:30:LEU:HB3	6:5E:35:ALA:HB3	2.03	0.41
8:7E:2:LEU:HD23	8:7E:2:LEU:HA	1.83	0.41
18:9I:65:ILE:O	18:9I:69:THR:HG23	2.20	0.41
22:1K:74:C:O2'	22:1K:75:C:P	2.77	0.41
27:1H:65:C:O2'	27:1H:66:U:H5'	2.20	0.41
27:1H:224:C:H2'	27:1H:225:U:O4'	2.20	0.41
27:1H:586:U:O4	27:1H:2059:C:H1'	2.20	0.41
27:1H:710:G:O2'	27:1H:711:G:H5'	2.19	0.41

Continued on next page...

Continued from previous page...

Atom-1	Atom-2	Interatomic distance (Å)	Clash overlap (Å)
27:1H:721:C:H4'	32:31:82:ILE:HG12	2.02	0.41
27:1H:1278:G:H2'	27:1H:1279:G:H8	1.85	0.41
27:1H:1314:U:H2'	27:1H:1315:A:H8	1.84	0.41
27:1H:1520:A:H2'	27:1H:1521:G:H8	1.85	0.41
27:1H:1598:C:H4'	27:1H:1773:C:O2	2.20	0.41
27:1H:1729:G:O2'	27:1H:1794:A:O2'	2.09	0.41
27:1H:2103:G:H2'	27:1H:2104:C:C6	2.56	0.41
27:1H:2285:U:H5''	27:1H:2286:A:OP1	2.20	0.41
27:1H:2383:G:C6	27:1H:2384:G:C6	3.08	0.41
27:1H:2392:G:HO2'	42:A8:17:ARG:NH1	2.13	0.41
27:1H:2668:G:O2'	27:1H:2677:G:N1	2.52	0.41
27:1H:2754:A:N6	27:1H:2778:A:C8	2.88	0.41
27:1H:2770:U:H4'	27:1H:2771:A:OP1	2.20	0.41
30:11:31:LYS:C	30:11:33:LEU:H	2.27	0.41
30:11:127:VAL:HA	30:11:193:VAL:HG22	2.02	0.41
30:11:171:ASP:O	30:11:187:GLY:N	2.53	0.41
36:38:18:GLU:HG3	36:38:19:ARG:H	1.85	0.41
36:38:59:ILE:O	36:38:59:ILE:HG13	2.17	0.41
38:68:35:VAL:HG13	38:68:65:THR:HG22	2.03	0.41
40:88:63:LYS:HG2	40:88:65:PHE:CZ	2.54	0.41
1:1G:277:C:H5'	17:8A:68:ARG:NH1	2.35	0.41
1:1G:791:G:C6	1:1G:792:A:N7	2.89	0.41
1:1G:1157:A:C8	1:1G:1181:G:N2	2.89	0.41
1:1G:1301:U:C4	1:1G:1303:C:C6	3.08	0.41
1:1G:1356:G:N2	1:1G:1367:C:C2	2.87	0.41
3:22:40:ARG:CZ	3:22:40:ARG:HB2	2.51	0.41
8:72:17:THR:HG22	8:72:63:LEU:HD23	2.01	0.41
12:3A:99:ARG:NH2	12:3A:105:ALA:O	2.53	0.41
59:1L:52:G:O3'	40:45:56:ARG:NH2	2.53	0.41
27:14:12:U:H2'	27:14:13:A:H5'	2.01	0.41
27:14:37:C:H4'	27:14:451:C:OP1	2.20	0.41
27:14:182:A:H8	27:14:182:A:OP2	2.03	0.41
27:14:774:A:HO2'	27:14:775:G:P	2.42	0.41
27:14:821:A:H2'	27:14:946:G:H5''	2.02	0.41
27:14:855:G:C6	27:14:856:C:N3	2.89	0.41
27:14:903:C:H2'	27:14:904:C:C6	2.54	0.41
27:14:904:C:H2'	27:14:905:U:O4'	2.21	0.41
27:14:1047:G:N2	27:14:1111:A:N7	2.65	0.41
27:14:1054:A:H62	27:14:1104:C:N4	2.19	0.41
27:14:1268:A:C2	27:14:2013:A:C4	3.09	0.41
27:14:2636:U:H1'	27:14:2783:G:N2	2.35	0.41

Continued on next page...

Continued from previous page...

Atom-1	Atom-2	Interatomic distance (Å)	Clash overlap (Å)
27:14:2817:G:C5	27:14:2830:G:C2	3.08	0.41
30:19:77:ALA:HB2	30:19:97:TYR:CD2	2.55	0.41
31:29:16:ARG:O	31:29:19:ARG:HB3	2.20	0.41
31:29:27:LEU:CD2	43:75:6:LEU:HD11	2.50	0.41
32:39:107:LYS:NZ	32:39:205:ARG:O	2.51	0.41
33:49:41:GLN:OE1	33:49:56:ALA:HB1	2.20	0.41
40:45:7:MET:HB2	40:45:10:ARG:HH22	1.85	0.41
40:45:54:MET:HE3	40:45:121:ALA:CB	2.50	0.41
42:65:15:ARG:HD2	42:65:88:ASP:OD2	2.21	0.41
42:65:89:ARG:O	42:65:90:GLY:C	2.63	0.41
43:75:41:ARG:HH11	43:75:41:ARG:HB2	1.86	0.41
44:85:14:HIS:O	44:85:18:LEU:HD12	2.21	0.41
47:B5:12:VAL:CG1	47:B5:27:THR:HB	2.51	0.41
51:F5:67:ILE:HB	51:F5:68:PRO:HD3	2.02	0.41
51:F5:83:GLU:CD	51:F5:85:LEU:H	2.28	0.41
1:13:509:A:H5'	4:3E:54:TYR:CD2	2.56	0.41
1:13:988:G:C6	1:13:989:C:C4	3.09	0.41
1:13:1433:A:C4	1:13:1468:A:C2	3.08	0.41
3:2E:50:ALA:HB1	3:2E:70:VAL:HG11	2.02	0.41
4:3E:57:ARG:HB2	4:3E:57:ARG:NH1	2.36	0.41
7:6E:37:ASN:O	7:6E:41:ARG:HG3	2.20	0.41
7:6E:65:ALA:HB1	7:6E:127:ALA:HB3	2.03	0.41
10:1I:8:LEU:O	10:1I:16:LEU:HD11	2.21	0.41
10:1I:46:ARG:HG2	10:1I:47:PHE:N	2.36	0.41
16:7I:51:VAL:HG11	16:7I:74:LEU:HD23	2.01	0.41
24:3K:62:C:H2'	24:3K:63:G:C8	2.55	0.41
27:1H:311:C:O2'	27:1H:312:C:H5'	2.21	0.41
27:1H:594:G:H2'	27:1H:2053:A:C5	2.56	0.41
27:1H:1047:A:H62	27:1H:1201:G:H2'	1.85	0.41
27:1H:1105:U:O4	27:1H:1126:C:N4	2.53	0.41
27:1H:1592:A:N6	27:1H:1593:A:N1	2.69	0.41
27:1H:2127:G:H2'	27:1H:2128:C:O4'	2.20	0.41
27:1H:2331:G:N2	42:A8:2:ALA:HB2	2.35	0.41
27:1H:2519:U:O2	27:1H:2519:U:H2'	2.20	0.41
27:1H:2762:A:OP1	34:51:70:THR:OG1	2.31	0.41
27:1H:2763:A:H3'	27:1H:2764:A:H2'	2.02	0.41
28:16:85:G:C6	28:16:86:G:N7	2.89	0.41
29:71:193:ILE:O	29:71:197:GLU:HG2	2.20	0.41
29:71:226:PRO:HG2	29:71:227:HIS:CE1	2.56	0.41
30:11:227:ASN:HB3	30:11:228:PRO:HD2	2.03	0.41
40:88:30:GLY:CA	40:88:107:ALA:HB2	2.51	0.41

Continued on next page...

Continued from previous page...

Atom-1	Atom-2	Interatomic distance (Å)	Clash overlap (Å)
41:98:38:VAL:HG23	41:98:110:PRO:O	2.19	0.41
44:C8:29:SER:O	44:C8:30:LYS:HD3	2.21	0.41
44:C8:39:LEU:O	44:C8:40:PHE:C	2.61	0.41
47:F8:26:TYR:CD2	47:F8:89:ILE:HD12	2.56	0.41
48:G8:71:LYS:HB3	48:G8:71:LYS:HE3	1.84	0.41
49:H8:52:SER:C	49:H8:54:HIS:N	2.71	0.41
1:1G:110:C:H2'	1:1G:111:G:O4'	2.20	0.41
1:1G:340:U:H2'	1:1G:341:C:H6	1.84	0.41
1:1G:575:G:H4'	1:1G:576:G:OP1	2.19	0.41
1:1G:787:A:H8	1:1G:787:A:H5''	1.85	0.41
2:12:20:GLU:HB3	2:12:23:ARG:HB2	2.02	0.41
4:32:60:GLU:OE2	4:32:198:VAL:HA	2.19	0.41
14:5A:60:SER:C	14:5A:61:TRP:HE3	2.28	0.41
17:8A:3:LYS:HB2	17:8A:60:ILE:HD11	2.02	0.41
60:2L:17:C:H3'	60:2L:17:C:H6	1.85	0.41
24:3L:3:C:H2'	24:3L:4:C:O4'	2.20	0.41
24:3L:17:C:C4	27:14:2111:C:H5'	2.56	0.41
27:14:108:U:C2	27:14:109:G:C8	3.09	0.41
27:14:1140:C:H1'	27:14:1143:A:C8	2.55	0.41
27:14:1492:G:H5''	27:14:1493:C:H5'	2.02	0.41
27:14:1923:U:H2'	27:14:1924:C:C6	2.56	0.41
28:1J:96:G:C6	28:1J:97:G:N7	2.89	0.41
32:39:107:LYS:HB3	32:39:107:LYS:HE3	1.57	0.41
32:39:110:LEU:HD11	32:39:181:LEU:HB3	2.03	0.41
33:49:173:LEU:HD22	33:49:178:PHE:CE2	2.56	0.41
38:25:4:PRO:O	38:25:5:GLN:HB2	2.21	0.41
39:35:109:GLY:O	39:35:111:ARG:N	2.54	0.41
48:C5:63:LYS:HA	48:C5:63:LYS:HD2	1.56	0.41
49:D5:158:PRO:HD2	49:D5:161:VAL:HG21	2.02	0.41
51:F5:78:LYS:HD2	51:F5:78:LYS:O	2.19	0.41
1:13:147:G:N2	1:13:176:C:C2	2.89	0.41
1:13:186(E):C:H2'	1:13:186(F):C:O4'	2.21	0.41
1:13:390:C:H2'	1:13:391:G:H8	1.86	0.41
1:13:693:G:H2'	1:13:694:A:C8	2.56	0.41
1:13:1004:A:C8	1:13:1026:G:N7	2.88	0.41
1:13:1301:U:H2'	1:13:1302:U:H5'	2.01	0.41
2:1E:133:LYS:HD3	2:1E:133:LYS:HA	1.83	0.41
3:2E:133:ALA:O	3:2E:137:ALA:N	2.48	0.41
4:3E:153:ARG:HB3	4:3E:181:MET:HE1	2.02	0.41
10:1I:61:GLU:OE1	14:5I:58:LYS:HD2	2.21	0.41
12:3I:40:VAL:HG13	12:3I:52:VAL:HG21	2.02	0.41

Continued on next page...

Continued from previous page...

Atom-1	Atom-2	Interatomic distance (Å)	Clash overlap (Å)
14:5I:51:GLY:C	14:5I:53:LEU:N	2.78	0.41
26:5K:37:MIA:H4'	26:5K:37:MIA:OP1	2.21	0.41
27:1H:553:C:H4'	27:1H:554:A:O5'	2.21	0.41
27:1H:750:G:H5''	27:1H:750:G:H8	1.85	0.41
27:1H:895:U:C5	27:1H:979:A:N1	2.89	0.41
27:1H:957:A:C6	40:88:13:GLN:HG3	2.56	0.41
27:1H:1089:G:C6	27:1H:1090:C:C4	3.09	0.41
27:1H:1100:C:H42	27:1H:1153:G:H1	1.69	0.41
27:1H:1439:A:C6	27:1H:1440:A:C6	3.09	0.41
27:1H:1902:C:C4	27:1H:1903:C:C5	3.08	0.41
27:1H:1926:G:OP1	30:11:241:PRO:HB2	2.21	0.41
27:1H:1959:A:C2	27:1H:1968:G:C6	3.09	0.41
27:1H:2090:G:H4'	27:1H:2091:U:OP2	2.21	0.41
27:1H:2353:G:H2'	27:1H:2354:G:C8	2.56	0.41
27:1H:2861:A:H3'	27:1H:2862:A:H8	1.84	0.41
29:71:36:LYS:H	29:71:36:LYS:HD2	1.85	0.41
33:41:118:ARG:HA	33:41:118:ARG:HE	1.86	0.41
38:68:68:GLU:HB3	38:68:78:ARG:NH1	2.35	0.41
38:68:70:LYS:HE3	38:68:70:LYS:HB3	1.83	0.41
38:68:111:PHE:O	38:68:115:VAL:HG13	2.21	0.41
39:78:113:LYS:HB2	39:78:129:ALA:HB3	2.01	0.41
41:98:62:ALA:O	41:98:66:VAL:HG23	2.21	0.41
41:98:75:LEU:HD13	41:98:75:LEU:C	2.45	0.41
48:G8:39:VAL:O	48:G8:42:VAL:HG13	2.20	0.41
48:G8:97:ARG:HH11	48:G8:97:ARG:HD3	1.75	0.41
51:J8:91:LYS:O	51:J8:94:LEU:N	2.53	0.41
52:K8:33:MET:HG2	52:K8:37:PHE:CE1	2.55	0.41
53:L8:22:ALA:O	53:L8:26:LEU:HG	2.20	0.41
55:N8:11:THR:HG23	55:N8:15:ARG:HB3	2.01	0.41
1:1G:186:C:H1'	20:BA:81:LYS:HZ1	1.84	0.41
1:1G:1222:G:C6	1:1G:1223:C:C4	3.08	0.41
1:1G:1226:C:H4'	1:1G:1227:A:OP1	2.20	0.41
1:1G:1322:C:O2'	1:1G:1323:G:P	2.78	0.41
2:12:42:ILE:HG12	2:12:43:ASP:O	2.21	0.41
5:42:101:ILE:HG12	5:42:118:ILE:O	2.20	0.41
6:52:2:ARG:CZ	6:52:69:GLU:HB3	2.50	0.41
6:52:75:LEU:HG	6:52:79:LEU:HG	2.02	0.41
9:82:52:ALA:HB3	9:82:95:LYS:NZ	2.35	0.41
10:1A:83:GLU:HA	10:1A:86:MET:SD	2.60	0.41
12:3A:25:LYS:C	12:3A:27:ALA:N	2.79	0.41
13:4A:82:MET:O	13:4A:82:MET:HG2	2.19	0.41

Continued on next page...

Continued from previous page...

Atom-1	Atom-2	Interatomic distance (Å)	Clash overlap (Å)
18:9A:40:LEU:HD23	18:9A:40:LEU:HA	1.82	0.41
19:AA:15:LEU:HG	19:AA:33:THR:HB	2.03	0.41
19:AA:40:ILE:HA	19:AA:44:MET:SD	2.60	0.41
27:14:270(D):C:H2'	27:14:270(E):G:C8	2.55	0.41
27:14:2258:C:H4'	27:14:2259:G:OP2	2.21	0.41
27:14:2335:A:O2'	27:14:2336:A:P	2.79	0.41
27:14:2552:OMU:C2	27:14:2554:U:H5''	2.50	0.41
27:14:2749:A:H62	27:14:2750:A:N6	2.16	0.41
27:14:2864:G:C6	27:14:2865:U:N3	2.89	0.41
31:29:14:ILE:H	31:29:14:ILE:HG13	1.76	0.41
31:29:104:VAL:HG22	31:29:198:VAL:HG13	2.03	0.41
39:35:2:LYS:HE3	39:35:2:LYS:HB2	1.88	0.41
39:35:83:VAL:HG12	39:35:112:LEU:HD21	2.03	0.41
40:45:21:THR:HB	40:45:99:PRO:C	2.45	0.41
40:45:118:LEU:HD12	40:45:131:ILE:HG23	2.02	0.41
43:75:26:ASP:CG	43:75:120:ARG:HH12	2.28	0.41
44:85:25:TRP:CD1	44:85:26:GLY:N	2.89	0.41
49:D5:99:TYR:HA	49:D5:124:ILE:O	2.20	0.41
53:H5:28:LEU:HA	53:H5:28:LEU:HD23	1.78	0.41
53:H5:31:LEU:HA	53:H5:31:LEU:HD12	1.89	0.41
1:13:280:C:H3'	1:13:281:G:H5'	2.02	0.41
1:13:706:A:C1'	11:2I:29:ILE:HD11	2.51	0.41
1:13:818:G:O2'	1:13:819:A:H5'	2.21	0.41
1:13:1023:G:H3'	1:13:1024:G:C5'	2.48	0.41
1:13:1053:G:O6	1:13:1199:U:H2'	2.21	0.41
1:13:1234:C:O2'	1:13:1235:U:H5'	2.20	0.41
1:13:1374:A:H2'	1:13:1375:A:H5'	2.01	0.41
2:1E:88:ALA:HB1	2:1E:90:MET:HG2	2.02	0.41
2:1E:189:ASP:OD1	2:1E:189:ASP:N	2.38	0.41
8:7E:95:VAL:HG21	8:7E:133:LEU:HD12	2.03	0.41
8:7E:100:ILE:HA	8:7E:101:PRO:HD3	1.76	0.41
11:2I:34:ASP:HB2	11:2I:35:PRO:HD2	2.02	0.41
12:3I:8:VAL:HG13	17:8I:29:HIS:HD2	1.86	0.41
13:4I:10:PRO:O	13:4I:11:ARG:NH1	2.54	0.41
13:4I:14:ARG:O	13:4I:16:ASP:N	2.54	0.41
13:4I:103:THR:C	13:4I:105:THR:N	2.78	0.41
20:BI:90:GLN:HA	20:BI:93:GLU:CD	2.46	0.41
24:3K:71:G:H2'	24:3K:72:C:H5''	2.03	0.41
26:5K:19:G:N2	28:16:119:A:H3'	2.35	0.41
27:1H:777:G:OP1	30:11:10:THR:OG1	2.29	0.41
27:1H:1182:G:N3	27:1H:1182:G:H2'	2.36	0.41

Continued on next page...

Continued from previous page...

Atom-1	Atom-2	Interatomic distance (Å)	Clash overlap (Å)
27:1H:1581:G:H21	27:1H:1582:U:H5''	1.85	0.41
27:1H:1814:C:O4'	27:1H:2622:U:C2	2.74	0.41
27:1H:2575:U:H1'	38:68:23:ARG:NH1	2.36	0.41
27:1H:2729:C:H2'	27:1H:2730:U:C6	2.51	0.41
28:16:14:U:H5'	28:16:70:C:O2	2.21	0.41
29:71:200:LYS:HG2	29:71:201:PRO:O	2.20	0.41
30:11:4:LYS:HB3	30:11:18:VAL:HG23	2.02	0.41
30:11:34:VAL:CG2	30:11:61:LEU:HG	2.51	0.41
32:31:197:ASP:C	32:31:199:TRP:H	2.29	0.41
39:78:21:ARG:O	39:78:28:GLY:HA2	2.21	0.41
40:88:10:ARG:O	40:88:11:LYS:HB2	2.21	0.41
51:J8:24:ALA:HB3	51:J8:27:GLU:HB2	2.03	0.41
51:J8:92:LYS:O	51:J8:95:LEU:N	2.54	0.41
1:1G:22:G:H5''	1:1G:561:U:N3	2.36	0.41
1:1G:35:G:C2	1:1G:550:G:C2	3.07	0.41
1:1G:56:U:O2'	1:1G:57:G:H5'	2.21	0.41
1:1G:358:U:H2'	1:1G:359:U:H6	1.86	0.41
1:1G:829:G:H1	1:1G:857:C:H42	1.67	0.41
1:1G:836:G:C6	1:1G:851:G:C6	3.08	0.41
1:1G:1112:C:N3	3:22:178:LEU:HB2	2.36	0.41
1:1G:1128:C:N4	1:1G:1144:G:H1	2.19	0.41
1:1G:1161:C:H2'	1:1G:1162:C:C6	2.55	0.41
1:1G:1331:G:O2'	1:1G:1332:A:O5'	2.33	0.41
2:12:166:ASP:CG	2:12:169:LYS:HB2	2.46	0.41
3:22:6:HIS:CB	14:5A:49:HIS:HB3	2.50	0.41
5:42:137:GLU:HA	5:42:140:ARG:HB3	2.03	0.41
8:72:35:ILE:H	8:72:35:ILE:HG12	1.63	0.41
12:3A:114:ARG:HB2	12:3A:119:THR:O	2.21	0.41
12:3A:115:SER:C	12:3A:117:TYR:H	2.29	0.41
14:5A:42:ILE:HD13	14:5A:45:ARG:HD3	2.03	0.41
17:8A:12:SER:HA	17:8A:14:LYS:NZ	2.36	0.41
27:14:28:A:C4	27:14:513:A:N7	2.89	0.41
27:14:686:G:H21	27:14:788:A:H61	1.69	0.41
27:14:689:A:O2'	27:14:779:U:O2'	2.32	0.41
27:14:945:A:H2	65:14:3548:HOH:O	2.03	0.41
27:14:1434:A:H61	27:14:1558:A:N6	2.10	0.41
27:14:1494:A:C2	27:14:1495:A:C4	3.09	0.41
27:14:1854:A:H2'	27:14:1855:G:H5'	2.02	0.41
27:14:2035:G:H4'	27:14:2036:C:OP2	2.21	0.41
27:14:2135:A:O2'	27:14:2160:G:O2'	2.16	0.41
27:14:2208:U:O4'	30:19:151:LYS:HE2	2.20	0.41

Continued on next page...

Continued from previous page...

Atom-1	Atom-2	Interatomic distance (Å)	Clash overlap (Å)
27:14:2322:A:H2'	27:14:2323:G:O4'	2.21	0.41
27:14:2696:U:H2'	27:14:2697:G:C8	2.56	0.41
28:1J:66:A:HO2'	28:1J:67:G:P	2.35	0.41
28:1J:82:G:C2'	28:1J:83:G:H5'	2.51	0.41
30:19:53:PHE:C	30:19:218:ARG:HB2	2.46	0.41
30:19:53:PHE:CE2	30:19:220:HIS:ND1	2.88	0.41
30:19:182:LEU:HD23	30:19:182:LEU:HA	1.89	0.41
31:29:51:PHE:HB3	31:29:77:ILE:HG22	2.02	0.41
32:39:30:PRO:HB3	39:35:1:MET:HE1	2.02	0.41
32:39:31:HIS:CD2	32:39:31:HIS:C	2.99	0.41
32:39:112:MET:HB3	32:39:112:MET:HE3	1.87	0.41
33:49:129:GLY:H	33:49:166:ASP:HB3	1.86	0.41
38:25:106:LEU:HD22	38:25:111:PHE:CD2	2.56	0.41
39:35:106:LEU:HD12	39:35:106:LEU:HA	1.79	0.41
41:55:18:LEU:HD23	41:55:18:LEU:HA	1.89	0.41
42:65:62:LYS:HB3	42:65:97:ARG:HD2	2.02	0.41
44:85:28:ARG:NH1	44:85:38:THR:OG1	2.47	0.41
46:A5:29:LEU:HG	46:A5:33:ARG:NH1	2.35	0.41
51:F5:91:LYS:HD2	51:F5:91:LYS:HA	1.68	0.41
1:13:104:G:C2	1:13:105:G:C8	3.07	0.41
1:13:162:A:OP2	1:13:162:A:H8	2.04	0.41
1:13:192:U:O3'	20:BI:57:ARG:HD2	2.20	0.41
1:13:226:G:N2	1:13:227:G:H1'	2.35	0.41
1:13:286:G:N7	65:13:1848:HOH:O	2.37	0.41
1:13:514:C:H2'	1:13:515:G:C8	2.55	0.41
1:13:586:C:H2'	1:13:587:G:O4'	2.20	0.41
1:13:745:C:H4'	1:13:836:G:H21	1.85	0.41
1:13:837:G:H2'	1:13:838:G:O4'	2.21	0.41
1:13:945:G:C6	1:13:1337:G:C6	3.08	0.41
1:13:1073:U:H2'	1:13:1074:G:C8	2.56	0.41
1:13:1104:G:H4'	2:1E:111:ARG:NH1	2.36	0.41
1:13:1119:C:H2'	1:13:1120:G:C8	2.56	0.41
1:13:1150:U:H1'	1:13:1280:A:N6	2.36	0.41
1:13:1178:G:H5'	1:13:1179:A:OP2	2.21	0.41
1:13:1308:U:H5'	13:4I:110:ARG:HD2	2.02	0.41
1:13:1410:G:H2'	1:13:1411:C:C6	2.56	0.41
2:1E:163:PHE:HD1	2:1E:163:PHE:HA	1.74	0.41
6:5E:5:GLU:HG3	6:5E:93:SER:OG	2.21	0.41
7:6E:38:LEU:HD12	7:6E:38:LEU:HA	1.78	0.41
8:7E:44:PHE:CD1	8:7E:80:ILE:HG12	2.56	0.41
10:1I:40:LEU:HD12	10:1I:69:ASN:HB3	2.02	0.41

Continued on next page...

Continued from previous page...

Atom-1	Atom-2	Interatomic distance (Å)	Clash overlap (Å)
10:1I:79:ARG:HA	10:1I:79:ARG:HD3	1.73	0.41
13:4I:22:ILE:HD12	13:4I:25:ILE:HD12	2.03	0.41
13:4I:73:GLU:O	13:4I:77:ASN:HB2	2.21	0.41
16:7I:26:ARG:HH21	16:7I:31:LYS:HB3	1.85	0.41
17:8I:76:LEU:HD11	17:8I:79:SER:H	1.86	0.41
17:8I:83:ASP:O	17:8I:87:LYS:HG2	2.21	0.41
18:9I:53:ARG:HH21	18:9I:60:ALA:H	1.64	0.41
20:BI:38:LYS:HB3	20:BI:38:LYS:HE2	1.77	0.41
24:3K:18:G:C2'	24:3K:57:G:H22	2.33	0.41
24:3K:37:MIA:H112	24:3K:38:A:O2'	2.21	0.41
24:3K:51:U:H2'	24:3K:52:G:N9	2.36	0.41
24:3K:62:C:H2'	24:3K:63:G:H8	1.85	0.41
27:1H:27:G:H1'	27:1H:539:A:N6	2.36	0.41
27:1H:34:C:H1'	27:1H:35:G:P	2.60	0.41
27:1H:537:U:C5	27:1H:538:G:C5	3.09	0.41
27:1H:598:C:N3	31:21:145:LYS:NZ	2.64	0.41
27:1H:660:C:H2'	27:1H:661:C:C6	2.55	0.41
27:1H:765:G:H2'	27:1H:766:A:O4'	2.20	0.41
27:1H:828:G:N2	27:1H:831:A:H62	2.12	0.41
27:1H:1067:A:N1	27:1H:1187:U:O2'	2.44	0.41
27:1H:1079:A:H2	27:1H:1169:G:H22	1.69	0.41
27:1H:1098:G:H8	27:1H:1098:G:OP2	2.04	0.41
27:1H:1139:C:H2'	27:1H:1140:G:O4'	2.21	0.41
27:1H:1520:A:H2'	27:1H:1521:G:O4'	2.21	0.41
27:1H:1556:C:OP1	27:1H:1556:C:H4'	2.07	0.41
27:1H:1559:G:H2'	27:1H:1560:C:O4'	2.20	0.41
27:1H:2297:C:C2'	27:1H:2298:C:H5'	2.51	0.41
27:1H:2360:C:H2'	27:1H:2361:U:C6	2.56	0.41
27:1H:2414:U:C2	27:1H:2415:C:O2	2.74	0.41
27:1H:2484:C:H5'	27:1H:2485:G:OP2	2.20	0.41
27:1H:2499:G:H2'	27:1H:2500:G:O4'	2.20	0.41
27:1H:2589:G:P	65:1H:3805:HOH:O	2.79	0.41
27:1H:2815:C:H2'	27:1H:2816:C:H6	1.86	0.41
27:1H:2873:G:H2'	27:1H:2874:C:H6	1.86	0.41
27:1H:2892:C:C2	27:1H:2893:A:C8	3.09	0.41
27:1H:2905:U:H2'	27:1H:2906:C:O4'	2.20	0.41
29:7I:58:VAL:HG22	29:7I:199:HIS:HB3	2.02	0.41
30:11:172:TYR:HB3	30:11:184:LYS:HB3	2.03	0.41
31:21:47:VAL:HG21	31:21:84:PHE:CD2	2.55	0.41
33:4I:57:ALA:HB2	33:4I:90:LEU:HG	2.03	0.41
37:58:67:LEU:C	37:58:88:GLU:HG3	2.46	0.41

Continued on next page...

Continued from previous page...

Atom-1	Atom-2	Interatomic distance (Å)	Clash overlap (Å)
38:68:2:ILE:HD11	38:68:82:ASN:HB3	2.03	0.41
38:68:5:GLN:O	38:68:20:MET:HE2	2.21	0.41
39:78:64:LYS:HB3	58:Q8:13:ARG:HB3	2.03	0.41
42:A8:45:GLY:HA3	65:A8:202:HOH:O	2.21	0.41
44:C8:66:ASN:HD21	44:C8:70:ARG:HH21	1.69	0.41
46:E8:70:TYR:HD1	46:E8:70:TYR:H	1.67	0.41
47:F8:39:ILE:O	47:F8:40:LYS:C	2.63	0.41
48:G8:44:ILE:H	48:G8:44:ILE:HG13	1.65	0.41
49:H8:125:LEU:HD23	49:H8:164:ALA:O	2.20	0.41
51:J8:15:ALA:O	51:J8:40:ARG:HG3	2.20	0.41
56:O8:13:CYS:HA	56:O8:50:ARG:O	2.21	0.41
1:1G:45:U:H2'	1:1G:46:G:H8	1.83	0.41
1:1G:376:G:H4'	16:7A:5:ARG:HD3	2.03	0.41
1:1G:593:G:N2	1:1G:647:C:H1'	2.36	0.41
1:1G:629:G:H2'	1:1G:630:G:C8	2.55	0.41
1:1G:753:A:H4'	1:1G:754:C:O4'	2.21	0.41
1:1G:765:G:N1	1:1G:812:C:O2'	2.39	0.41
1:1G:959:A:H2'	1:1G:960:U:H1'	2.03	0.41
1:1G:1004:A:C8	1:1G:1026:G:C8	3.08	0.41
1:1G:1207:2MG:H2'	1:1G:1208:C:H6	1.86	0.41
1:1G:1268:A:N3	1:1G:1326:C:O2'	2.53	0.41
1:1G:1306:A:N6	1:1G:1331:G:H1'	2.34	0.41
1:1G:1329:A:O2'	13:4A:24:GLY:HA2	2.21	0.41
1:1G:1449:C:H1'	1:1G:1455:G:H22	1.86	0.41
4:32:3:ARG:O	4:32:5:ILE:HD12	2.21	0.41
5:42:105:VAL:HB	5:42:106:PRO:HD3	2.02	0.41
6:52:62:TRP:CH2	6:52:64:GLN:HB2	2.56	0.41
7:62:71:PRO:HG3	7:62:103:TRP:CH2	2.56	0.41
9:82:96:LEU:HB3	9:82:102:LEU:HG	2.03	0.41
10:1A:49:VAL:HG22	14:5A:41:ARG:HB2	2.03	0.41
11:2A:22:HIS:O	11:2A:28:THR:HA	2.20	0.41
12:3A:25:LYS:O	12:3A:27:ALA:N	2.54	0.41
12:3A:82:ILE:CD1	12:3A:97:ILE:HG12	2.51	0.41
14:5A:45:ARG:HG3	14:5A:49:HIS:CE1	2.56	0.41
15:6A:2:PRO:HB2	15:6A:3:ILE:H	1.53	0.41
59:1L:29:G:N2	59:1L:42:C:N3	2.68	0.41
59:1L:59:U:N3	59:1L:60:U:H1'	2.36	0.41
59:1L:75:C:H2'	59:1L:76:A:H5''	2.02	0.41
60:2L:4:C:N4	60:2L:69:G:H1	2.16	0.41
24:3L:19:G:N3	27:14:2112:G:H1'	2.36	0.41
27:14:17:G:C4	27:14:18:C:C5	3.08	0.41

Continued on next page...

Continued from previous page...

Atom-1	Atom-2	Interatomic distance (Å)	Clash overlap (Å)
27:14:36:G:N2	27:14:445:C:C2	2.89	0.41
27:14:128:C:C6	27:14:128:C:H3'	2.56	0.41
27:14:251:A:C5	27:14:252:G:H1'	2.55	0.41
27:14:374:A:H1'	27:14:401:A:N6	2.35	0.41
27:14:395:U:O2'	27:14:396:G:C8	2.69	0.41
27:14:536:A:H2'	27:14:537:C:C6	2.55	0.41
27:14:561:G:H1'	44:85:45:TYR:HE1	1.85	0.41
27:14:672:C:C2	27:14:809:G:N2	2.89	0.41
27:14:695:G:OP1	27:14:1380:G:O2'	2.37	0.41
27:14:971:C:H2'	27:14:972:G:H5'	2.03	0.41
27:14:980:A:C5	27:14:1136:G:H5''	2.55	0.41
27:14:997:G:H5'	44:85:92:ARG:HD2	2.01	0.41
27:14:1030:G:O2'	27:14:2466:C:O2'	2.28	0.41
27:14:1168:G:C6	27:14:1182:A:C2	3.08	0.41
27:14:1202:C:N4	27:14:1203:G:C6	2.89	0.41
27:14:1483:G:C2	27:14:1484:G:C8	3.09	0.41
27:14:1487:G:N1	27:14:1488:G:C5	2.89	0.41
27:14:1542:G:N7	27:14:1543:A:C5	2.89	0.41
27:14:1789:A:H2'	27:14:1790:C:O4'	2.21	0.41
27:14:1904:G:H2'	27:14:1905:C:O4'	2.21	0.41
27:14:2018:G:H2'	27:14:2019:A:C8	2.56	0.41
27:14:2127:G:N3	27:14:2127:G:H2'	2.35	0.41
27:14:2182:G:H2'	27:14:2183:C:C6	2.56	0.41
27:14:2195:C:H2'	27:14:2196:C:O4'	2.21	0.41
27:14:2420:C:O5'	27:14:2420:C:H6	2.04	0.41
27:14:2478:A:H5'	27:14:2479:G:OP2	2.21	0.41
27:14:2706:G:O6	65:14:3554:HOH:O	2.21	0.41
27:14:2766:G:H5''	27:14:2767:C:OP2	2.20	0.41
28:1J:28:C:H42	28:1J:56:G:H1	1.69	0.41
28:1J:58:A:H5''	28:1J:58:A:C8	2.56	0.41
28:1J:66:A:N1	28:1J:107:U:H2'	2.36	0.41
29:79:30:LYS:HB2	29:79:30:LYS:HE3	1.73	0.41
30:19:228:PRO:HD3	30:19:235:GLY:N	2.36	0.41
31:29:36:ARG:NH2	31:29:88:GLY:O	2.54	0.41
34:59:76:VAL:O	34:59:79:VAL:HG22	2.21	0.41
39:35:111:ARG:HG3	39:35:128:HIS:CD2	2.56	0.41
41:55:35:THR:HG23	41:55:100:LEU:HD11	2.02	0.41
42:65:34:HIS:CE1	42:65:54:LEU:N	2.88	0.41
43:75:50:ILE:HD12	43:75:50:ILE:HA	1.63	0.41
43:75:68:TYR:O	43:75:70:VAL:HG23	2.20	0.41
51:F5:67:ILE:N	51:F5:68:PRO:CD	2.84	0.41

Continued on next page...

Continued from previous page...

Atom-1	Atom-2	Interatomic distance (Å)	Clash overlap (Å)
53:H5:11:SER:OG	53:H5:13:ILE:HG12	2.20	0.41
56:K5:11:LEU:HD12	56:K5:53:LYS:C	2.46	0.41
58:M5:32:LEU:HA	58:M5:32:LEU:HD23	1.89	0.41
1:13:189:U:O2'	1:13:190:G:P	2.79	0.41
1:13:292:G:C5	1:13:293:G:H1'	2.56	0.41
1:13:372:C:O2'	1:13:373:A:P	2.78	0.41
1:13:591:U:OP2	8:7E:30:ARG:HD3	2.20	0.41
1:13:984:C:H42	1:13:1221:G:H1	1.69	0.41
1:13:1022:G:H2'	1:13:1023:G:O4'	2.21	0.41
1:13:1088:G:C4	1:13:1089:G:C8	3.09	0.41
1:13:1126:U:C2	1:13:1281:U:C2	3.08	0.41
2:1E:30:ARG:H	2:1E:30:ARG:CD	2.33	0.41
4:3E:148:VAL:HG12	4:3E:149:ALA:H	1.85	0.41
9:8E:114:TYR:C	9:8E:114:TYR:CD1	2.98	0.41
27:1H:6:A:N3	37:58:131:GLN:HG3	2.36	0.41
27:1H:475:U:H5'	65:1H:3953:HOH:O	2.20	0.41
27:1H:522:G:C5	27:1H:523:A:C8	3.09	0.41
27:1H:734:G:O6	57:P8:12:ARG:NH1	2.54	0.41
27:1H:804:C:N4	27:1H:805:U:C4	2.89	0.41
27:1H:816:G:C6	27:1H:817:G:C5	3.09	0.41
27:1H:938:A:H3'	27:1H:939:G:H8	1.86	0.41
27:1H:1306:G:H2'	27:1H:1307:G:H8	1.85	0.41
27:1H:1422:C:H2'	27:1H:1423:C:H6	1.86	0.41
27:1H:1733:C:H2'	27:1H:1734:C:H6	1.84	0.41
27:1H:2480:C:H4'	40:88:123:HIS:CE1	2.56	0.41
27:1H:2898:U:H2'	27:1H:2899:C:H6	1.86	0.41
28:16:95:U:H2'	28:16:96:G:C8	2.55	0.41
30:11:124:PRO:HG2	30:11:129:ASN:ND2	2.36	0.41
31:21:63:LEU:HD23	31:21:63:LEU:HA	1.85	0.41
35:61:44:LEU:HD12	35:61:44:LEU:HA	1.67	0.41
35:61:68:LEU:HA	35:61:68:LEU:HD12	1.74	0.41
35:61:131:LYS:HA	35:61:131:LYS:NZ	2.35	0.41
42:A8:95:HIS:N	42:A8:99:LYS:HB2	2.36	0.41
45:D8:49:THR:O	45:D8:51:VAL:N	2.54	0.41
46:E8:36:LEU:HA	46:E8:36:LEU:HD23	1.76	0.41
51:J8:40:ARG:HE	51:J8:40:ARG:HB2	1.51	0.41
51:J8:73:LEU:HD13	51:J8:90:ILE:HG22	2.03	0.41
58:Q8:34:TRP:CD2	58:Q8:35:GLN:N	2.88	0.41
1:1G:86:U:HO2'	1:1G:87:A:P	2.43	0.41
1:1G:201:C:H4'	1:1G:208:U:OP1	2.19	0.41
1:1G:328:C:O2'	1:1G:329:A:OP2	2.37	0.41

Continued on next page...

Continued from previous page...

Atom-1	Atom-2	Interatomic distance (Å)	Clash overlap (Å)
1:1G:373:A:C2	1:1G:374:A:C8	3.09	0.41
1:1G:396:G:O2'	1:1G:398:C:OP1	2.21	0.41
1:1G:624:C:H2'	1:1G:625:G:H8	1.85	0.41
1:1G:672:U:H2'	1:1G:673:G:H8	1.86	0.41
1:1G:675:A:H1'	11:2A:116:HIS:CG	2.56	0.41
1:1G:1091:U:H2'	1:1G:1093:A:OP2	2.20	0.41
1:1G:1107:C:O2	1:1G:1191:A:O2'	2.34	0.41
1:1G:1124:G:N2	1:1G:1127:G:H1	2.19	0.41
1:1G:1156:G:H3'	1:1G:1157:A:C5'	2.51	0.41
1:1G:1375:A:H4'	7:62:29:LYS:NZ	2.36	0.41
1:1G:1480:G:H2'	1:1G:1481:U:O4'	2.20	0.41
1:1G:1509:C:H2'	1:1G:1510:U:O4'	2.21	0.41
4:32:166:LYS:HB2	4:32:166:LYS:HE3	1.86	0.41
5:42:12:LEU:HD11	5:42:14:ARG:HD3	2.02	0.41
8:72:113:SER:O	8:72:131:GLY:HA3	2.21	0.41
16:7A:18:ARG:HE	16:7A:35:LYS:NZ	2.19	0.41
17:8A:10:VAL:HG21	17:8A:55:ASP:HB2	2.02	0.41
21:1B:21:TYR:CD1	21:1B:21:TYR:N	2.88	0.41
59:1L:52:G:H3'	59:1L:53:G:H8	1.86	0.41
27:14:883:G:H22	27:14:893:C:N4	2.19	0.41
27:14:923:C:H2'	27:14:924:C:C6	2.56	0.41
27:14:975:G:C5	27:14:976:C:C5	3.08	0.41
27:14:1060:U:H4'	27:14:1061:U:O5'	2.21	0.41
27:14:1157:G:H2'	27:14:1158:C:C6	2.56	0.41
27:14:1349:A:H5'	27:14:1350:C:O5'	2.20	0.41
27:14:1532:C:N3	27:14:1540:G:N2	2.69	0.41
27:14:1678:G:N2	27:14:1989:G:H1	2.19	0.41
27:14:1686:C:H5''	27:14:1686:C:C6	2.51	0.41
27:14:2745:C:H2'	27:14:2746:U:C6	2.56	0.41
27:14:2755:C:O2'	27:14:2756:U:H2'	2.20	0.41
31:29:120:TRP:CG	31:29:155:LYS:HB3	2.56	0.41
33:49:39:ILE:H	33:49:39:ILE:HG13	1.74	0.41
34:59:85:LYS:HD3	34:59:85:LYS:HA	1.71	0.41
43:75:102:ILE:HB	43:75:110:ILE:HG12	2.03	0.41
45:95:29:PRO:HA	45:95:61:VAL:CG2	2.51	0.41
49:D5:5:LEU:HD22	49:D5:5:LEU:HA	1.91	0.41
49:D5:61:LEU:HD22	49:D5:61:LEU:HA	1.78	0.41
54:I5:49:PHE:C	54:I5:49:PHE:CD1	2.99	0.41
1:13:201:C:O2	1:13:216:G:N2	2.55	0.40
1:13:353:A:H8	1:13:353:A:H5'	1.85	0.40
1:13:640:A:O2'	8:7E:115:SER:HB2	2.21	0.40

Continued on next page...

Continued from previous page...

Atom-1	Atom-2	Interatomic distance (Å)	Clash overlap (Å)
1:13:827:U:C5	1:13:870:U:C4	3.09	0.40
1:13:1253:G:OP1	10:1I:44:VAL:HG21	2.21	0.40
4:3E:4:TYR:CE1	4:3E:6:GLY:HA3	2.56	0.40
8:7E:38:ILE:HD12	8:7E:111:ILE:HG23	2.03	0.40
11:2I:95:ILE:O	11:2I:99:GLN:HG3	2.21	0.40
13:4I:66:LEU:HB3	13:4I:67:GLU:H	1.71	0.40
16:7I:17:TYR:CE2	16:7I:41:PRO:HG3	2.54	0.40
19:AI:49:ILE:O	19:AI:60:VAL:HG22	2.20	0.40
26:5K:65:G:HO2'	26:5K:66:U:P	2.43	0.40
27:1H:81:G:H8	27:1H:81:G:OP2	2.03	0.40
27:1H:322:C:C2	27:1H:367:G:N2	2.89	0.40
27:1H:486:U:H4'	57:P8:40:TRP:CZ3	2.56	0.40
27:1H:612:U:O4	27:1H:718:A:H1'	2.22	0.40
27:1H:830:A:O2'	27:1H:1820:C:H4'	2.22	0.40
27:1H:1103:G:HO2'	27:1H:1133:A:HO2'	1.54	0.40
27:1H:1189:A:C5	27:1H:1191:G:N7	2.90	0.40
27:1H:1429:G:O2'	27:1H:1430:C:H5'	2.21	0.40
27:1H:1753:G:C5	27:1H:1754:U:C4	3.09	0.40
27:1H:2640:G:N3	27:1H:2795:A:H2	2.18	0.40
27:1H:2776:G:H2'	27:1H:2777:G:O4'	2.21	0.40
28:16:19:G:H8	28:16:19:G:H5''	1.85	0.40
28:16:92:G:H2'	28:16:93:C:H6	1.85	0.40
37:58:30:ILE:HG23	37:58:52:VAL:HG11	2.02	0.40
38:68:22:ILE:HG22	38:68:40:VAL:HB	2.03	0.40
41:98:10:LEU:O	41:98:12:ARG:NH1	2.55	0.40
48:G8:63:LYS:HD2	48:G8:63:LYS:HA	1.82	0.40
49:H8:24:LEU:HD21	49:H8:86:VAL:HG22	2.03	0.40
1:1G:57:G:C6	1:1G:58:C:C4	3.09	0.40
1:1G:93:U:H2'	1:1G:95:G:C8	2.55	0.40
1:1G:401:C:H2'	1:1G:402:G:H8	1.85	0.40
1:1G:689:C:O2'	1:1G:690:G:H5'	2.21	0.40
1:1G:763:G:H2'	1:1G:764:C:H6	1.85	0.40
1:1G:872:A:P	1:1G:872:A:H3'	2.61	0.40
1:1G:972:C:H4'	10:1A:57:LYS:HG3	2.02	0.40
1:1G:978:A:C5	1:1G:1319:A:C2	3.09	0.40
1:1G:1219:U:OP1	14:5A:19:ARG:NH1	2.31	0.40
1:1G:1255:G:C6	1:1G:1279:A:C8	3.08	0.40
1:1G:1332:A:O5'	1:1G:1332:A:H8	2.04	0.40
1:1G:1399:C:C2	1:1G:1502:A:N6	2.89	0.40
2:12:24:TRP:CZ3	2:12:26:PRO:HB3	2.56	0.40
3:22:38:ARG:H	3:22:38:ARG:HG2	1.55	0.40

Continued on next page...

Continued from previous page...

Atom-1	Atom-2	Interatomic distance (Å)	Clash overlap (Å)
3:22:92:ALA:HA	3:22:95:THR:HB	2.03	0.40
6:52:70:ASP:OD1	6:52:70:ASP:N	2.50	0.40
8:72:1:MET:SD	8:72:1:MET:N	2.94	0.40
8:72:100:ILE:O	8:72:101:PRO:C	2.64	0.40
9:82:16:ARG:N	9:82:64:THR:O	2.43	0.40
10:1A:78:ASN:HB2	10:1A:81:THR:H	1.85	0.40
11:2A:17:GLY:HA3	11:2A:77:MET:SD	2.61	0.40
17:8A:81:ARG:HD3	17:8A:84:LEU:HD11	2.03	0.40
17:8A:87:LYS:O	17:8A:91:ARG:HD2	2.21	0.40
18:9A:50:ILE:CD1	18:9A:70:ILE:HG21	2.51	0.40
19:AA:53:ASN:O	19:AA:77:THR:HG22	2.20	0.40
59:1L:29:G:C2	59:1L:30:G:C5	3.09	0.40
27:14:270(T):G:C6	27:14:270(U):C:C4	3.08	0.40
27:14:301:G:C4	27:14:302:C:C5	3.09	0.40
27:14:807:U:C2	27:14:808:G:C8	3.09	0.40
27:14:1160:G:C6	27:14:1161:C:C4	3.10	0.40
27:14:1228:G:OP1	44:85:13:LYS:HG2	2.21	0.40
27:14:1496:A:C8	27:14:1498:C:N3	2.89	0.40
27:14:1594:G:H2'	27:14:1595:G:C8	2.57	0.40
27:14:2562:U:H1'	38:25:23:ARG:HH11	1.87	0.40
27:14:2743:C:H2'	27:14:2744:G:O4'	2.21	0.40
28:1J:40:U:O4	54:I5:2:LYS:N	2.54	0.40
30:19:54:ARG:HH11	30:19:54:ARG:HG2	1.86	0.40
30:19:58:HIS:ND1	30:19:59:LYS:O	2.40	0.40
38:25:23:ARG:CG	38:25:24:VAL:H	2.28	0.40
38:25:52:VAL:C	38:25:53:LYS:HD2	2.46	0.40
39:35:15:ARG:O	39:35:17:LYS:N	2.53	0.40
42:65:73:LEU:H	42:65:73:LEU:HD22	1.86	0.40
43:75:56:GLY:O	43:75:59:THR:HG22	2.21	0.40
46:A5:58:ALA:O	46:A5:64:MET:HB2	2.22	0.40
46:A5:88:ARG:HD2	46:A5:88:ARG:HA	1.75	0.40
48:C5:71:LYS:HB2	48:C5:71:LYS:HE3	1.98	0.40
1:13:113:G:H2'	1:13:114:U:H6	1.86	0.40
1:13:224:C:H2'	1:13:225:C:C6	2.57	0.40
1:13:598:U:H4'	8:7E:94:TYR:CD2	2.56	0.40
1:13:1151:A:H5'	10:1I:41:PRO:HA	2.03	0.40
2:1E:149:LEU:HD22	2:1E:152:PHE:HB3	2.03	0.40
2:1E:207:ALA:O	2:1E:209:ARG:N	2.54	0.40
3:2E:37:GLN:NE2	14:5I:52:GLN:OE1	2.29	0.40
3:2E:164:ARG:NH1	25:4K:55:U:H1'	2.36	0.40
7:6E:49:ILE:H	7:6E:49:ILE:HG12	1.57	0.40

Continued on next page...

Continued from previous page...

Atom-1	Atom-2	Interatomic distance (Å)	Clash overlap (Å)
11:2I:48:ILE:HD13	11:2I:48:ILE:HA	1.83	0.40
13:4I:15:VAL:HG22	13:4I:45:VAL:HA	2.04	0.40
22:1K:36:A:C6	22:1K:37:MIA:C5	3.04	0.40
26:5K:52:G:H3'	26:5K:53:G:H5''	2.03	0.40
27:1H:28:A:C2	27:1H:539:A:C8	3.09	0.40
27:1H:469:G:N2	32:31:48:THR:OG1	2.54	0.40
27:1H:951:C:H6	27:1H:951:C:H5''	1.86	0.40
27:1H:1059:U:H5	37:58:28:THR:HG21	1.86	0.40
27:1H:1314:U:H2'	27:1H:1315:A:C8	2.56	0.40
27:1H:1520:A:H2'	27:1H:1521:G:C8	2.55	0.40
27:1H:2150:G:H21	27:1H:2196:A:H1'	1.86	0.40
27:1H:2537:G:O2'	27:1H:2755:A:N1	2.53	0.40
28:16:75:G:O2'	49:H8:85:HIS:NE2	2.38	0.40
29:71:185:LEU:O	29:71:189:ILE:HG13	2.20	0.40
31:21:18:ASP:CA	43:B8:82:LEU:HD11	2.51	0.40
31:21:52:LEU:O	31:21:76:ARG:N	2.44	0.40
32:31:129:PHE:HA	32:31:142:TRP:CD1	2.55	0.40
37:58:25:ARG:H	37:58:25:ARG:HG2	1.73	0.40
38:68:13:ASN:C	38:68:15:GLY:N	2.79	0.40
38:68:98:VAL:HG13	38:68:117:LEU:HB3	2.03	0.40
39:78:63:PRO:HG2	58:Q8:25:MET:HB2	2.03	0.40
42:A8:5:THR:H	42:A8:5:THR:HG23	1.46	0.40
43:B8:58:ASN:C	43:B8:58:ASN:ND2	2.74	0.40
43:B8:102:ILE:HD13	43:B8:102:ILE:HG21	1.85	0.40
44:C8:19:LYS:HA	44:C8:22:LYS:HD2	2.03	0.40
50:I8:73:GLY:O	50:I8:75:LEU:N	2.54	0.40
1:1G:272:C:H2'	1:1G:273:A:H8	1.84	0.40
1:1G:406:G:H2'	1:1G:407:G:C8	2.56	0.40
1:1G:544:G:C5	1:1G:545:C:C5	3.09	0.40
1:1G:554:C:C2	1:1G:555:C:C5	3.09	0.40
1:1G:559:A:H4'	1:1G:560:U:H5''	2.03	0.40
1:1G:668:G:O2'	1:1G:669:U:H5'	2.21	0.40
1:1G:724:G:C2	1:1G:725:G:C8	3.09	0.40
1:1G:831:U:OP1	2:12:22:LYS:HD3	2.21	0.40
1:1G:900:A:H2'	1:1G:901:A:C8	2.56	0.40
1:1G:1024:G:H3'	1:1G:1024:G:N3	2.35	0.40
2:12:215:LEU:O	2:12:219:VAL:HG12	2.22	0.40
5:42:76:ILE:HD13	5:42:118:ILE:HD13	2.02	0.40
10:1A:32:ALA:HB2	10:1A:78:ASN:OD1	2.21	0.40
11:2A:32:ILE:CG2	11:2A:77:MET:HE3	2.51	0.40
13:4A:25:ILE:HD11	13:4A:66:LEU:HD13	2.03	0.40

Continued on next page...

Continued from previous page...

Atom-1	Atom-2	Interatomic distance (Å)	Clash overlap (Å)
14:5A:53:LEU:HD23	14:5A:53:LEU:HA	1.91	0.40
24:3L:21:A:H2'	24:3L:22:G:O4'	2.21	0.40
24:3L:21:A:H3'	24:3L:21:A:N3	2.37	0.40
27:14:68:G:H3'	27:14:69:C:H6	1.86	0.40
27:14:128:C:H2'	27:14:129:C:O4'	2.22	0.40
27:14:224:G:N7	27:14:420:C:H4'	2.35	0.40
27:14:768:G:H2'	27:14:769:G:C8	2.56	0.40
27:14:826:U:H5''	27:14:2428:G:O3'	2.20	0.40
27:14:1259:G:H2'	27:14:1260:G:H8	1.86	0.40
27:14:1534:G:N3	27:14:1537:C:N4	2.68	0.40
27:14:2018:G:H2'	27:14:2019:A:O4'	2.20	0.40
27:14:2275:C:C2	40:45:85:LYS:HE3	2.56	0.40
27:14:2394:C:O2'	27:14:2395:C:H5'	2.21	0.40
27:14:2441:C:OP2	27:14:2586:C:O2'	2.33	0.40
27:14:2507:C:H2'	27:14:2508:G:O4'	2.21	0.40
27:14:2641:G:P	37:15:74:ARG:HH21	2.44	0.40
27:14:2843:G:H1	27:14:2874:C:N4	2.20	0.40
30:19:125:ILE:HG21	30:19:137:PRO:HD2	2.03	0.40
31:29:47:VAL:HG23	31:29:81:ILE:HB	2.03	0.40
31:29:108:SER:HB3	31:29:165:VAL:CG2	2.51	0.40
31:29:167:VAL:CG1	31:29:170:LEU:HD13	2.50	0.40
32:39:150:GLY:HA2	32:39:172:TRP:CD2	2.57	0.40
34:59:149:ARG:HD2	34:59:164:TYR:HE1	1.85	0.40
35:69:78:THR:O	35:69:80:PRO:HD3	2.20	0.40
38:25:15:GLY:HA2	38:25:47:ILE:HG22	2.03	0.40
42:65:3:ARG:NE	42:65:4:LEU:H	2.19	0.40
49:D5:21:ALA:O	49:D5:23:LYS:HG2	2.20	0.40
1:13:39:G:N7	1:13:547:A:H8	2.18	0.40
1:13:130:A:N3	1:13:263:A:O2'	2.44	0.40
1:13:191(D):U:H2'	1:13:191(E):G:C8	2.56	0.40
1:13:342:C:C2	1:13:348:G:N2	2.89	0.40
1:13:1092:A:N3	1:13:1183:A:N6	2.69	0.40
1:13:1206:G:O4'	3:2E:194:GLY:HA2	2.21	0.40
1:13:1290:G:H2'	1:13:1291:G:H8	1.87	0.40
1:13:1351:U:H2'	1:13:1352:C:H6	1.86	0.40
2:1E:74:LYS:HE3	2:1E:166:ASP:HB2	2.03	0.40
5:4E:78:HIS:HE2	5:4E:143:ARG:H	1.69	0.40
6:5E:10:LEU:HA	6:5E:84:ASN:O	2.20	0.40
7:6E:8:GLU:H	7:6E:8:GLU:HG3	1.50	0.40
11:2I:124:LYS:HD2	11:2I:125:PHE:CZ	2.56	0.40
12:3I:101:VAL:CG1	12:3I:102:TYR:H	2.34	0.40

Continued on next page...

Continued from previous page...

Atom-1	Atom-2	Interatomic distance (Å)	Clash overlap (Å)
13:4I:50:GLU:O	13:4I:54:VAL:HG23	2.21	0.40
15:6I:69:TYR:CE1	15:6I:73:GLU:HG3	2.57	0.40
16:7I:43:LYS:HA	16:7I:48:TRP:HB2	2.04	0.40
27:1H:355:A:H2	27:1H:1256:A:H2'	1.86	0.40
27:1H:562:A:P	44:C8:53:ARG:NH1	2.94	0.40
27:1H:1031:A:H5''	27:1H:1032:C:C5	2.57	0.40
27:1H:1189:A:C5	27:1H:1191:G:C5	3.09	0.40
27:1H:1526:G:H2'	27:1H:1527:G:H8	1.85	0.40
27:1H:1901:G:H2'	27:1H:1902:C:O4'	2.21	0.40
27:1H:2199:A:N3	29:7I:44:HIS:CD2	2.89	0.40
27:1H:2206:C:H2'	27:1H:2207:G:H8	1.86	0.40
27:1H:2344:G:O2'	27:1H:2349:A:N1	2.40	0.40
27:1H:2604:C:H2'	27:1H:2605:G:C8	2.56	0.40
27:1H:2716:C:H2'	27:1H:2717:C:H6	1.87	0.40
28:16:15:A:H3'	28:16:16:G:H5'	2.03	0.40
28:16:87:G:N2	28:16:89:G:H3'	2.36	0.40
30:11:4:LYS:CB	30:11:18:VAL:HG23	2.52	0.40
30:11:9:TYR:CD1	30:11:10:THR:HG22	2.55	0.40
35:6I:40:THR:O	35:6I:44:LEU:HB2	2.21	0.40
35:6I:73:GLU:OE1	35:6I:137:PRO:HD2	2.22	0.40
37:58:28:THR:HG22	37:58:29:LYS:HG2	2.04	0.40
37:58:82:LEU:HD12	37:58:82:LEU:HA	1.77	0.40
38:68:119:PRO:HB2	43:B8:68:TYR:CE2	2.56	0.40
41:98:4:LEU:HD13	41:98:4:LEU:HA	1.58	0.40
41:98:9:LYS:H	41:98:9:LYS:HG2	1.66	0.40
43:B8:14:TYR:CD1	43:B8:14:TYR:N	2.88	0.40
45:D8:30:GLY:N	45:D8:61:VAL:HG13	2.29	0.40
49:H8:79:ARG:HB3	49:H8:80:ARG:HD2	2.03	0.40
51:J8:7:ILE:HD13	51:J8:69:LYS:HB3	2.04	0.40
53:L8:35:ARG:NH2	53:L8:37:LEU:HD21	2.35	0.40
1:1G:754:C:H5'	1:1G:755:G:H8	1.86	0.40
1:1G:824:C:H2'	1:1G:825:G:C8	2.56	0.40
1:1G:1349:A:H2'	1:1G:1350:A:C8	2.56	0.40
2:12:59:GLU:O	2:12:63:MET:HG3	2.21	0.40
9:82:10:ARG:HH21	9:82:11:LYS:HB2	1.84	0.40
11:2A:48:ILE:HA	11:2A:48:ILE:HD12	1.69	0.40
59:1L:12:U:O2	59:1L:24:G:N2	2.54	0.40
24:3L:15:G:N1	24:3L:48:C:N3	2.61	0.40
24:3L:20:U:O2'	24:3L:21:A:H4'	2.21	0.40
27:14:363:G:C2	27:14:363(A):A:C8	3.10	0.40
27:14:470:A:H2'	27:14:471:A:O4'	2.21	0.40

Continued on next page...

Continued from previous page...

Atom-1	Atom-2	Interatomic distance (Å)	Clash overlap (Å)
27:14:591:C:H2'	27:14:592:G:O4'	2.22	0.40
27:14:686:G:N2	27:14:788:A:H61	2.18	0.40
27:14:705:A:H2'	27:14:706:A:O4'	2.21	0.40
27:14:1729:A:C6	27:14:1731:G:C5	3.10	0.40
27:14:1825:A:OP1	30:19:249:PRO:HD3	2.21	0.40
27:14:1926:U:H2'	27:14:1928:A:OP2	2.21	0.40
27:14:2109:U:C2'	27:14:2110:G:H5'	2.51	0.40
27:14:2584:U:C6	27:14:2585:U:C4	3.10	0.40
27:14:2729:G:H2'	27:14:2730:C:H6	1.87	0.40
27:14:2749:A:H5''	34:59:6:ARG:HH11	1.86	0.40
28:1J:12:C:O2	50:E5:74:ARG:NH1	2.53	0.40
30:19:176:ARG:HG3	30:19:182:LEU:HD21	2.03	0.40
31:29:117:MET:SD	31:29:136:ARG:HA	2.62	0.40
43:75:104:ASN:OD1	43:75:104:ASN:N	2.54	0.40
49:D5:120:ILE:HD13	49:D5:120:ILE:HA	1.82	0.40
49:D5:153:SER:HA	49:D5:163:LEU:HD11	2.02	0.40
52:G5:10:LEU:HD23	52:G5:10:LEU:HA	1.90	0.40
54:I5:15:ILE:HG22	54:I5:32:TYR:HD1	1.86	0.40
58:M5:17:THR:O	58:M5:18:ALA:C	2.64	0.40
1:13:108:G:P	1:13:326:G:H22	2.44	0.40
1:13:142:G:H1	1:13:221:C:H42	1.70	0.40
1:13:448:A:C4	1:13:487:A:C2	3.10	0.40
1:13:593:G:H2'	1:13:594:G:O4'	2.21	0.40
1:13:683:G:H2'	1:13:684:A:C8	2.57	0.40
1:13:736:C:OP2	18:9I:68:LYS:NZ	2.43	0.40
1:13:1317:C:H5''	1:13:1318:A:OP2	2.21	0.40
4:3E:196:LEU:O	4:3E:198:VAL:N	2.45	0.40
6:5E:24:GLU:HG3	6:5E:28:ARG:HH12	1.86	0.40
15:6I:74:ASP:CB	15:6I:77:ARG:HB3	2.45	0.40
17:8I:60:ILE:O	17:8I:62:SER:OG	2.37	0.40
19:AI:41:VAL:HG23	19:AI:42:PRO:HA	2.03	0.40
27:1H:175:U:H4'	27:1H:208:A:H4'	2.02	0.40
27:1H:346:G:OP2	32:31:136:THR:HG23	2.22	0.40
27:1H:424:G:O3'	51:J8:44:PRO:HA	2.22	0.40
27:1H:555:A:H4'	27:1H:556:G:H5'	2.04	0.40
27:1H:833:G:C5	27:1H:834:C:C5	3.10	0.40
27:1H:1356:G:H5''	57:P8:9:ARG:HD2	2.03	0.40
27:1H:1411:G:N7	51:J8:2:SER:N	2.69	0.40
27:1H:1464:C:H4'	27:1H:1634:A:H2	1.86	0.40
27:1H:1844:A:H2'	27:1H:1845:G:C8	2.57	0.40
27:1H:1847:A:P	30:11:54:ARG:HH22	2.44	0.40

Continued on next page...

Continued from previous page...

Atom-1	Atom-2	Interatomic distance (Å)	Clash overlap (Å)
27:1H:1848:G:C8	30:11:62:TYR:CE2	3.09	0.40
27:1H:2177:G:C5	27:1H:2178:G:C8	3.10	0.40
27:1H:2194:A:H2'	27:1H:2195:U:H5''	2.03	0.40
27:1H:2593:U:C5	27:1H:2594:G:C6	3.10	0.40
31:21:52:LEU:HA	31:21:52:LEU:HD12	1.77	0.40
32:31:29:ASN:O	32:31:30:PRO:C	2.64	0.40
32:31:129:PHE:C	32:31:131:GLY:N	2.79	0.40
37:58:39:ARG:HD3	37:58:41:ASP:OD1	2.22	0.40
39:78:50:ARG:HE	58:Q8:7:HIS:CD2	2.39	0.40
41:98:12:ARG:HG3	41:98:12:ARG:NH1	2.33	0.40
43:B8:30:VAL:HG23	43:B8:83:ILE:HG23	2.01	0.40
44:C8:72:HIS:HD2	44:C8:110:VAL:HG21	1.86	0.40
47:F8:49:VAL:HG13	47:F8:83:VAL:HG13	2.02	0.40
49:H8:127:LYS:HE3	49:H8:162:GLU:OE2	2.21	0.40
52:K8:57:ILE:O	52:K8:61:LEU:HD12	2.21	0.40
1:1G:583:A:H2'	1:1G:584:G:O4'	2.21	0.40
1:1G:624:C:H2'	1:1G:625:G:C8	2.56	0.40
1:1G:628:G:O2'	1:1G:629:G:H5'	2.21	0.40
1:1G:934:C:H5	1:1G:1344:C:H2'	1.87	0.40
1:1G:1085:U:H3'	1:1G:1086:U:C5	2.56	0.40
1:1G:1273:G:C6	1:1G:1274:G:C4	3.09	0.40
5:42:31:LEU:HD12	5:42:44:GLY:O	2.21	0.40
6:52:7:ASN:O	6:52:88:VAL:HA	2.21	0.40
9:82:49:PRO:O	9:82:53:VAL:HG22	2.20	0.40
15:6A:84:LYS:HB2	15:6A:84:LYS:HE3	1.57	0.40
18:9A:22:VAL:HG23	18:9A:25:THR:OG1	2.22	0.40
21:1B:18:TYR:CE2	21:1B:24:ARG:HG3	2.56	0.40
24:3L:7:A:O2'	24:3L:8:U:H5'	2.21	0.40
27:14:55:G:O2'	27:14:127:A:N1	2.37	0.40
27:14:273(D):C:H42	27:14:363(B):G:H1	1.68	0.40
27:14:394:A:C6	27:14:395:U:C4	3.09	0.40
27:14:631:A:O2'	39:35:67:MET:HB3	2.21	0.40
27:14:699:A:H2'	27:14:700:G:O4'	2.21	0.40
27:14:1024:G:H5''	27:14:1025:G:C5'	2.49	0.40
27:14:1131:G:C8	27:14:2025:C:H4'	2.57	0.40
27:14:1144:G:C6	27:14:1145:C:C4	3.09	0.40
27:14:1161:C:O2'	45:95:23:GLU:HG2	2.20	0.40
27:14:1263:U:O3'	55:J5:11:THR:HB	2.22	0.40
27:14:1313:U:H2'	27:14:1610:A:C2	2.56	0.40
27:14:1360:A:H5''	27:14:1360:A:C8	2.50	0.40
27:14:1459:G:C6	27:14:1461:G:C5	3.09	0.40

Continued on next page...

Continued from previous page...

Atom-1	Atom-2	Interatomic distance (Å)	Clash overlap (Å)
27:14:2134:A:H1'	27:14:2159:G:N3	2.35	0.40
29:79:211:SER:HB2	29:79:213:TYR:HE2	1.86	0.40
31:29:59:VAL:HG22	31:29:63:LEU:HD13	2.02	0.40
33:49:167:GLU:O	33:49:170:ARG:HB3	2.21	0.40
34:59:20:ALA:HB1	34:59:23:ARG:NH1	2.36	0.40
45:95:79:VAL:HG23	45:95:80:GLN:H	1.87	0.40
1:13:279:A:OP2	17:8I:95:TYR:OH	2.35	0.40
1:13:297:G:H4'	1:13:557:G:H4'	2.02	0.40
1:13:393:A:OP2	16:7I:12:LYS:HD2	2.22	0.40
1:13:737:A:H2'	1:13:738:C:C6	2.56	0.40
1:13:922:G:C6	1:13:923:A:C6	3.10	0.40
1:13:967:5MC:O5'	1:13:967:5MC:H6	2.05	0.40
1:13:1028(A):C:H2'	1:13:1028(B):C:O4'	2.21	0.40
2:1E:55:PHE:O	2:1E:58:ILE:N	2.55	0.40
2:1E:200:ILE:O	2:1E:201:ILE:HD13	2.22	0.40
3:2E:174:PRO:HD2	3:2E:182:ILE:HD11	2.04	0.40
5:4E:29:GLY:HA2	5:4E:46:GLY:O	2.21	0.40
5:4E:127:ASN:HA	5:4E:128:PRO:HD3	1.98	0.40
10:1I:40:LEU:HB3	10:1I:41:PRO:HD2	2.02	0.40
11:2I:85:ARG:HB3	11:2I:111:ASP:O	2.22	0.40
20:BI:30:LYS:HA	20:BI:30:LYS:HD3	1.87	0.40
24:3K:5:G:H2'	24:3K:6:G:H8	1.87	0.40
27:1H:493:A:H4'	57:P8:30:VAL:HG22	2.03	0.40
27:1H:510:A:O2'	48:G8:59:GLY:HA2	2.22	0.40
27:1H:704:G:H2'	27:1H:705:U:O4'	2.21	0.40
27:1H:933:C:C5	27:1H:934:C:H1'	2.57	0.40
27:1H:1045:C:H2'	27:1H:1046:U:O4'	2.22	0.40
27:1H:1467:U:O2'	27:1H:1468:G:OP1	2.34	0.40
27:1H:1577:G:C5	27:1H:1578:C:C4	3.09	0.40
27:1H:1803:C:H1'	27:1H:1818:A:C8	2.56	0.40
27:1H:1843:G:H2'	27:1H:1844:A:O4'	2.22	0.40
27:1H:2263:G:C5	40:88:83:MET:HB2	2.57	0.40
27:1H:2340:A:H2'	27:1H:2341:A:O4'	2.22	0.40
27:1H:2799:C:HO2'	31:21:66:HIS:CE1	2.31	0.40
27:1H:2809:G:C2'	27:1H:2814:G:H22	2.34	0.40
27:1H:2906:C:H2'	27:1H:2907:U:C6	2.57	0.40
29:71:59:ARG:HA	29:71:163:PHE:O	2.21	0.40
30:11:54:ARG:HH11	30:11:54:ARG:HG3	1.87	0.40
30:11:73:VAL:HG13	30:11:120:GLY:HA3	2.04	0.40
30:11:142:VAL:HG23	30:11:193:VAL:HA	2.02	0.40
30:11:147:LEU:HD12	30:11:147:LEU:HA	1.64	0.40

Continued on next page...

Continued from previous page...

Atom-1	Atom-2	Interatomic distance (Å)	Clash overlap (Å)
32:31:46:ARG:HH11	32:31:46:ARG:HD2	1.74	0.40
32:31:62:ARG:CZ	32:31:62:ARG:HB3	2.51	0.40
37:58:136:GLU:HB2	37:58:137:LYS:H	1.59	0.40
47:F8:24:GLY:HA3	47:F8:82:GLN:NE2	2.28	0.40
50:I8:73:GLY:C	50:I8:75:LEU:N	2.79	0.40
52:K8:64:LEU:O	52:K8:68:ARG:HG3	2.21	0.40
54:M8:9:LEU:HD12	54:M8:27:THR:N	2.36	0.40
56:O8:39:TYR:O	56:O8:41:PRO:HD3	2.20	0.40
1:1G:706:A:H1'	11:2A:29:ILE:HD11	2.03	0.40
1:1G:737:A:H4'	6:52:72:VAL:HG21	2.04	0.40
1:1G:919:A:H8	1:1G:919:A:O5'	2.04	0.40
1:1G:1252:A:H2'	1:1G:1253:G:O4'	2.22	0.40
1:1G:1517:G:O6	1:1G:1518:MA6:H92	2.22	0.40
2:12:32:ILE:HG13	2:12:41:ILE:O	2.21	0.40
3:22:130:VAL:HB	3:22:157:ILE:HG23	2.03	0.40
4:32:98:GLU:OE2	4:32:103:ASN:ND2	2.53	0.40
7:62:15:ASP:HB3	7:62:19:GLY:N	2.37	0.40
9:82:5:TYR:HE1	9:82:17:VAL:H	1.69	0.40
9:82:45:ALA:HA	9:82:51:ARG:HH12	1.87	0.40
9:82:114:TYR:CE1	10:1A:59:SER:HA	2.55	0.40
11:2A:92:GLU:C	11:2A:94:ALA:H	2.30	0.40
14:5A:47:LEU:HB3	14:5A:52:GLN:HB2	2.03	0.40
19:AA:9:VAL:O	54:I5:69:LYS:HD2	2.21	0.40
27:14:513:A:C2	27:14:514:A:C4	3.09	0.40
27:14:607:U:OP1	32:39:102:PRO:HA	2.21	0.40
27:14:718:A:H2'	27:14:719:C:O4'	2.22	0.40
27:14:860:U:C2	27:14:2268:A:C8	3.09	0.40
27:14:896:A:H3'	27:14:897:C:C5'	2.51	0.40
27:14:1239:G:H5''	65:14:3653:HOH:O	2.21	0.40
27:14:1425:G:N2	27:14:1573:G:N7	2.69	0.40
27:14:1472:A:C2'	27:14:1473:G:H5'	2.52	0.40
27:14:1630:G:H2'	27:14:1630(A):C:C6	2.57	0.40
27:14:2732:G:H3'	27:14:2733:A:C5'	2.52	0.40
28:1J:93:C:O2'	28:1J:94:C:H5'	2.22	0.40
33:49:41:GLN:HG2	33:49:154:GLY:O	2.22	0.40
35:69:125:GLU:HB2	35:69:141:LYS:HD3	2.03	0.40
38:25:61:VAL:O	38:25:63:VAL:HG13	2.21	0.40
39:35:117:GLU:CD	39:35:117:GLU:N	2.79	0.40
41:55:10:LEU:O	41:55:12:ARG:HD2	2.21	0.40
42:65:25:ARG:HG3	42:65:26:LEU:N	2.35	0.40
43:75:54:ARG:NE	65:75:201:HOH:O	2.48	0.40

Continued on next page...

Continued from previous page...

Atom-1	Atom-2	Interatomic distance (Å)	Clash overlap (Å)
44:85:27:LEU:HA	44:85:27:LEU:HD13	1.93	0.40
56:K5:10:LEU:HD12	56:K5:10:LEU:HA	1.85	0.40
56:K5:18:ARG:NH1	56:K5:20:ASN:OD1	2.51	0.40

All (1) symmetry-related close contacts are listed below. The label for Atom-2 includes the symmetry operator and encoded unit-cell translations to be applied.

Atom-1	Atom-2	Interatomic distance (Å)	Clash overlap (Å)
26:5K:75:C:O2'	27:1H:100:G:O6[1_455]	1.97	0.23

5.3 Torsion angles [i](#)

5.3.1 Protein backbone [i](#)

In the following table, the Percentiles column shows the percent Ramachandran outliers of the chain as a percentile score with respect to all X-ray entries followed by that with respect to entries of similar resolution.

The Analysed column shows the number of residues for which the backbone conformation was analysed, and the total number of residues.

Mol	Chain	Analysed	Favoured	Allowed	Outliers	Percentiles	
2	12	235/256 (92%)	188 (80%)	45 (19%)	2 (1%)	14	44
2	1E	235/256 (92%)	176 (75%)	58 (25%)	1 (0%)	30	61
3	22	204/239 (85%)	166 (81%)	38 (19%)	0	100	100
3	2E	203/239 (85%)	167 (82%)	36 (18%)	0	100	100
4	32	206/209 (99%)	180 (87%)	26 (13%)	0	100	100
4	3E	206/209 (99%)	176 (85%)	30 (15%)	0	100	100
5	42	149/162 (92%)	131 (88%)	18 (12%)	0	100	100
5	4E	149/162 (92%)	131 (88%)	18 (12%)	0	100	100
6	52	99/101 (98%)	93 (94%)	6 (6%)	0	100	100
6	5E	99/101 (98%)	84 (85%)	15 (15%)	0	100	100
7	62	153/156 (98%)	127 (83%)	25 (16%)	1 (1%)	18	49
7	6E	153/156 (98%)	139 (91%)	14 (9%)	0	100	100
8	72	136/138 (99%)	121 (89%)	15 (11%)	0	100	100

Continued on next page...

Continued from previous page...

Mol	Chain	Analysed	Favoured	Allowed	Outliers	Percentiles	
8	7E	136/138 (99%)	115 (85%)	21 (15%)	0	100	100
9	82	125/128 (98%)	102 (82%)	22 (18%)	1 (1%)	16	47
9	8E	125/128 (98%)	106 (85%)	18 (14%)	1 (1%)	16	47
10	1A	97/105 (92%)	79 (81%)	18 (19%)	0	100	100
10	1I	97/105 (92%)	86 (89%)	11 (11%)	0	100	100
11	2A	115/129 (89%)	104 (90%)	11 (10%)	0	100	100
11	2I	114/129 (88%)	103 (90%)	11 (10%)	0	100	100
12	3A	122/132 (92%)	93 (76%)	24 (20%)	5 (4%)	2	13
12	3I	122/132 (92%)	100 (82%)	22 (18%)	0	100	100
13	4A	119/126 (94%)	88 (74%)	31 (26%)	0	100	100
13	4I	117/126 (93%)	94 (80%)	22 (19%)	1 (1%)	14	44
14	5A	58/61 (95%)	44 (76%)	13 (22%)	1 (2%)	7	30
14	5I	58/61 (95%)	46 (79%)	11 (19%)	1 (2%)	7	30
15	6A	86/89 (97%)	81 (94%)	5 (6%)	0	100	100
15	6I	86/89 (97%)	73 (85%)	13 (15%)	0	100	100
16	7A	82/88 (93%)	73 (89%)	9 (11%)	0	100	100
16	7I	81/88 (92%)	71 (88%)	10 (12%)	0	100	100
17	8A	98/105 (93%)	87 (89%)	11 (11%)	0	100	100
17	8I	98/105 (93%)	82 (84%)	16 (16%)	0	100	100
18	9A	68/88 (77%)	52 (76%)	16 (24%)	0	100	100
18	9I	69/88 (78%)	57 (83%)	12 (17%)	0	100	100
19	AA	84/93 (90%)	56 (67%)	28 (33%)	0	100	100
19	AI	82/93 (88%)	65 (79%)	16 (20%)	1 (1%)	10	37
20	BA	101/106 (95%)	80 (79%)	20 (20%)	1 (1%)	12	41
20	BI	99/106 (93%)	81 (82%)	17 (17%)	1 (1%)	12	41
21	1B	23/27 (85%)	21 (91%)	2 (9%)	0	100	100
21	1F	22/27 (82%)	21 (96%)	1 (4%)	0	100	100
29	71	131/229 (57%)	111 (85%)	20 (15%)	0	100	100
29	79	131/229 (57%)	115 (88%)	16 (12%)	0	100	100
30	11	270/276 (98%)	234 (87%)	31 (12%)	5 (2%)	6	27
30	19	270/276 (98%)	237 (88%)	29 (11%)	4 (2%)	8	32

Continued on next page...

Continued from previous page...

Mol	Chain	Analysed	Favoured	Allowed	Outliers	Percentiles	
31	21	202/206 (98%)	185 (92%)	16 (8%)	1 (0%)	24	57
31	29	202/206 (98%)	171 (85%)	31 (15%)	0	100	100
32	31	200/210 (95%)	177 (88%)	20 (10%)	3 (2%)	8	32
32	39	200/210 (95%)	168 (84%)	30 (15%)	2 (1%)	12	41
33	41	179/182 (98%)	145 (81%)	34 (19%)	0	100	100
33	49	179/182 (98%)	149 (83%)	30 (17%)	0	100	100
34	51	172/180 (96%)	133 (77%)	37 (22%)	2 (1%)	10	37
34	59	171/180 (95%)	122 (71%)	48 (28%)	1 (1%)	21	52
35	61	143/148 (97%)	105 (73%)	34 (24%)	4 (3%)	4	20
35	69	144/148 (97%)	109 (76%)	35 (24%)	0	100	100
36	38	74/173 (43%)	43 (58%)	29 (39%)	2 (3%)	4	20
37	15	136/140 (97%)	113 (83%)	22 (16%)	1 (1%)	18	49
37	58	136/140 (97%)	108 (79%)	25 (18%)	3 (2%)	5	24
38	25	120/122 (98%)	107 (89%)	13 (11%)	0	100	100
38	68	120/122 (98%)	106 (88%)	13 (11%)	1 (1%)	16	47
39	35	148/150 (99%)	104 (70%)	38 (26%)	6 (4%)	2	13
39	78	148/150 (99%)	113 (76%)	29 (20%)	6 (4%)	2	13
40	45	139/141 (99%)	105 (76%)	32 (23%)	2 (1%)	9	34
40	88	144/141 (102%)	109 (76%)	30 (21%)	5 (4%)	3	16
41	55	116/118 (98%)	98 (84%)	17 (15%)	1 (1%)	14	44
41	98	116/118 (98%)	97 (84%)	19 (16%)	0	100	100
42	65	109/112 (97%)	82 (75%)	27 (25%)	0	100	100
42	A8	110/112 (98%)	86 (78%)	22 (20%)	2 (2%)	6	28
43	75	135/146 (92%)	112 (83%)	23 (17%)	0	100	100
43	B8	135/146 (92%)	117 (87%)	18 (13%)	0	100	100
44	85	115/118 (98%)	97 (84%)	18 (16%)	0	100	100
44	C8	115/118 (98%)	98 (85%)	15 (13%)	2 (2%)	7	30
45	95	99/101 (98%)	70 (71%)	26 (26%)	3 (3%)	3	19
45	D8	99/101 (98%)	82 (83%)	15 (15%)	2 (2%)	6	25
46	A5	111/113 (98%)	98 (88%)	13 (12%)	0	100	100
46	E8	111/113 (98%)	97 (87%)	14 (13%)	0	100	100

Continued on next page...

Continued from previous page...

Mol	Chain	Analysed	Favoured	Allowed	Outliers	Percentiles	
47	B5	92/96 (96%)	78 (85%)	14 (15%)	0	100	100
47	F8	93/96 (97%)	83 (89%)	10 (11%)	0	100	100
48	C5	105/110 (96%)	76 (72%)	27 (26%)	2 (2%)	6	27
48	G8	107/110 (97%)	80 (75%)	22 (21%)	5 (5%)	2	11
49	D5	174/206 (84%)	125 (72%)	47 (27%)	2 (1%)	11	39
49	H8	177/206 (86%)	127 (72%)	48 (27%)	2 (1%)	11	39
50	E5	82/85 (96%)	70 (85%)	12 (15%)	0	100	100
50	I8	82/85 (96%)	72 (88%)	10 (12%)	0	100	100
51	F5	95/98 (97%)	78 (82%)	16 (17%)	1 (1%)	11	39
51	J8	95/98 (97%)	74 (78%)	20 (21%)	1 (1%)	11	39
52	G5	69/72 (96%)	60 (87%)	8 (12%)	1 (1%)	9	34
52	K8	70/72 (97%)	61 (87%)	8 (11%)	1 (1%)	9	34
53	H5	57/60 (95%)	51 (90%)	6 (10%)	0	100	100
53	L8	57/60 (95%)	49 (86%)	8 (14%)	0	100	100
54	I5	69/71 (97%)	41 (59%)	26 (38%)	2 (3%)	3	19
54	M8	69/71 (97%)	38 (55%)	28 (41%)	3 (4%)	2	12
55	J5	54/60 (90%)	45 (83%)	8 (15%)	1 (2%)	6	27
55	N8	54/60 (90%)	44 (82%)	9 (17%)	1 (2%)	6	27
56	K5	43/54 (80%)	22 (51%)	21 (49%)	0	100	100
56	O8	43/54 (80%)	28 (65%)	13 (30%)	2 (5%)	2	11
57	L5	47/49 (96%)	43 (92%)	4 (8%)	0	100	100
57	P8	47/49 (96%)	41 (87%)	6 (13%)	0	100	100
58	M5	62/65 (95%)	52 (84%)	10 (16%)	0	100	100
58	Q8	62/65 (95%)	54 (87%)	8 (13%)	0	100	100
All	All	11746/12685 (93%)	9634 (82%)	2013 (17%)	99 (1%)	16	47

All (99) Ramachandran outliers are listed below:

Mol	Chain	Res	Type
35	61	134	PRO
37	58	137	LYS
40	88	22[A]	LYS
40	88	22[B]	LYS
2	12	154	LEU

Continued on next page...

Continued from previous page...

Mol	Chain	Res	Type
12	3A	61	TYR
12	3A	88	LYS
48	C5	54	LYS
49	D5	60	GLU
14	5I	17	LYS
32	31	128	ALA
35	61	123	LEU
37	58	22	THR
37	58	97	ARG
39	78	57	THR
39	78	106	LEU
39	78	107	LYS
44	C8	92	ARG
48	G8	54	LYS
49	H8	53	ILE
54	M8	24	THR
54	M8	37	SER
56	O8	49	HIS
12	3A	44	LYS
12	3A	45	PRO
12	3A	62	GLU
30	19	239	ARG
32	39	128	ALA
39	35	15	ARG
39	35	36	LYS
39	35	107	LYS
30	11	122	ASP
30	11	237	GLU
32	31	130	ALA
39	78	148	LEU
42	A8	3	ARG
44	C8	93	LYS
45	D8	45	THR
51	J8	91	LYS
52	K8	45	SER
56	O8	48	VAL
14	5A	17	LYS
37	15	130	HIS
39	35	14	LYS
40	45	8	LYS
40	45	80	GLU
45	95	84	LYS

Continued on next page...

Continued from previous page...

Mol	Chain	Res	Type
45	95	85	LYS
48	C5	93	GLY
51	F5	92	LYS
54	I5	24	THR
2	1E	208	ILE
35	61	133	HIS
42	A8	88	ASP
54	M8	25	TYR
2	12	153	ARG
9	82	38	GLN
30	19	238	GLY
32	39	130	ALA
39	35	53	GLY
41	55	42	LYS
52	G5	45	SER
19	AI	41	VAL
30	11	240	ALA
34	51	128	PRO
34	51	173	PRO
35	61	13	GLY
36	38	5	ARG
36	38	22	GLY
39	78	15	ARG
40	88	21[A]	THR
40	88	21[B]	THR
40	88	105	GLU
48	G8	107	ASP
39	35	110	TYR
54	I5	25	TYR
30	11	241	PRO
31	21	53	PRO
38	68	97	ARG
45	D8	48	GLY
48	G8	53	PRO
30	19	237	GLU
30	19	240	ALA
30	11	123	ALA
13	4I	15	VAL
20	BI	98	PRO
48	G8	81	LYS
48	G8	82	PRO
49	H8	111	VAL

Continued on next page...

Continued from previous page...

Mol	Chain	Res	Type
45	95	50	PRO
9	8E	57	GLY
39	78	7	ARG
20	BA	69	GLY
32	31	78	ILE
7	62	55	GLY
34	59	128	PRO
49	D5	62	PRO
55	N8	42	PRO
55	J5	34	PRO

5.3.2 Protein sidechains [i](#)

In the following table, the Percentiles column shows the percent sidechain outliers of the chain as a percentile score with respect to all X-ray entries followed by that with respect to entries of similar resolution.

The Analysed column shows the number of residues for which the sidechain conformation was analysed, and the total number of residues.

Mol	Chain	Analysed	Rotameric	Outliers	Percentiles	
2	12	205/220 (93%)	149 (73%)	56 (27%)	0	1
2	1E	205/220 (93%)	158 (77%)	47 (23%)	1	4
3	22	160/188 (85%)	121 (76%)	39 (24%)	1	3
3	2E	159/188 (85%)	116 (73%)	43 (27%)	0	2
4	32	180/181 (99%)	145 (81%)	35 (19%)	1	7
4	3E	180/181 (99%)	137 (76%)	43 (24%)	1	3
5	42	116/123 (94%)	97 (84%)	19 (16%)	2	11
5	4E	116/123 (94%)	87 (75%)	29 (25%)	0	2
6	52	90/90 (100%)	74 (82%)	16 (18%)	2	9
6	5E	90/90 (100%)	72 (80%)	18 (20%)	1	6
7	62	126/127 (99%)	103 (82%)	23 (18%)	2	8
7	6E	126/127 (99%)	98 (78%)	28 (22%)	1	4
8	72	119/119 (100%)	97 (82%)	22 (18%)	1	8
8	7E	119/119 (100%)	95 (80%)	24 (20%)	1	5
9	82	97/99 (98%)	66 (68%)	31 (32%)	0	0
9	8E	97/99 (98%)	72 (74%)	25 (26%)	0	2

Continued on next page...

Continued from previous page...

Mol	Chain	Analysed	Rotameric	Outliers	Percentiles	
10	1A	89/92 (97%)	64 (72%)	25 (28%)	0	1
10	1I	89/92 (97%)	68 (76%)	21 (24%)	1	3
11	2A	89/99 (90%)	70 (79%)	19 (21%)	1	5
11	2I	88/99 (89%)	71 (81%)	17 (19%)	1	7
12	3A	103/108 (95%)	73 (71%)	30 (29%)	0	1
12	3I	103/108 (95%)	80 (78%)	23 (22%)	1	4
13	4A	97/101 (96%)	76 (78%)	21 (22%)	1	5
13	4I	95/101 (94%)	68 (72%)	27 (28%)	0	1
14	5A	49/50 (98%)	37 (76%)	12 (24%)	1	3
14	5I	49/50 (98%)	36 (74%)	13 (26%)	0	2
15	6A	79/80 (99%)	71 (90%)	8 (10%)	7	28
15	6I	79/80 (99%)	66 (84%)	13 (16%)	2	11
16	7A	72/74 (97%)	57 (79%)	15 (21%)	1	5
16	7I	72/74 (97%)	57 (79%)	15 (21%)	1	5
17	8A	95/97 (98%)	78 (82%)	17 (18%)	2	9
17	8I	95/97 (98%)	80 (84%)	15 (16%)	2	12
18	9A	61/77 (79%)	47 (77%)	14 (23%)	1	4
18	9I	62/77 (80%)	51 (82%)	11 (18%)	2	9
19	AA	73/80 (91%)	48 (66%)	25 (34%)	0	0
19	AI	73/80 (91%)	47 (64%)	26 (36%)	0	0
20	BA	75/82 (92%)	61 (81%)	14 (19%)	1	7
20	BI	75/82 (92%)	60 (80%)	15 (20%)	1	6
21	1B	20/22 (91%)	17 (85%)	3 (15%)	3	13
21	1F	19/22 (86%)	17 (90%)	2 (10%)	6	26
29	7I	111/181 (61%)	96 (86%)	15 (14%)	4	16
29	79	111/181 (61%)	93 (84%)	18 (16%)	2	11
30	11	214/218 (98%)	169 (79%)	45 (21%)	1	5
30	19	214/218 (98%)	167 (78%)	47 (22%)	1	4
31	21	164/166 (99%)	127 (77%)	37 (23%)	1	4
31	29	164/166 (99%)	127 (77%)	37 (23%)	1	4
32	31	161/166 (97%)	128 (80%)	33 (20%)	1	5

Continued on next page...

Continued from previous page...

Mol	Chain	Analysed	Rotameric	Outliers	Percentiles	
32	39	161/166 (97%)	125 (78%)	36 (22%)	1	4
33	41	155/156 (99%)	116 (75%)	39 (25%)	0	2
33	49	155/156 (99%)	116 (75%)	39 (25%)	0	2
34	51	145/148 (98%)	107 (74%)	38 (26%)	0	2
34	59	144/148 (97%)	112 (78%)	32 (22%)	1	4
35	61	122/124 (98%)	80 (66%)	42 (34%)	0	0
35	69	122/124 (98%)	89 (73%)	33 (27%)	0	2
36	38	66/135 (49%)	40 (61%)	26 (39%)	0	0
37	15	117/119 (98%)	86 (74%)	31 (26%)	0	2
37	58	117/119 (98%)	82 (70%)	35 (30%)	0	1
38	25	100/100 (100%)	76 (76%)	24 (24%)	1	3
38	68	100/100 (100%)	76 (76%)	24 (24%)	1	3
39	35	116/116 (100%)	75 (65%)	41 (35%)	0	0
39	78	116/116 (100%)	76 (66%)	40 (34%)	0	0
40	45	111/111 (100%)	83 (75%)	28 (25%)	0	2
40	88	113/111 (102%)	86 (76%)	27 (24%)	1	3
41	55	101/101 (100%)	78 (77%)	23 (23%)	1	4
41	98	101/101 (100%)	71 (70%)	30 (30%)	0	1
42	65	87/88 (99%)	68 (78%)	19 (22%)	1	5
42	A8	88/88 (100%)	62 (70%)	26 (30%)	0	1
43	75	120/127 (94%)	83 (69%)	37 (31%)	0	0
43	B8	120/127 (94%)	85 (71%)	35 (29%)	0	1
44	85	93/94 (99%)	74 (80%)	19 (20%)	1	5
44	C8	93/94 (99%)	68 (73%)	25 (27%)	0	2
45	95	82/82 (100%)	55 (67%)	27 (33%)	0	0
45	D8	82/82 (100%)	52 (63%)	30 (37%)	0	0
46	A5	92/92 (100%)	67 (73%)	25 (27%)	0	1
46	E8	92/92 (100%)	71 (77%)	21 (23%)	1	4
47	B5	76/78 (97%)	56 (74%)	20 (26%)	0	2
47	F8	76/78 (97%)	59 (78%)	17 (22%)	1	4
48	C5	78/91 (86%)	58 (74%)	20 (26%)	0	2

Continued on next page...

Continued from previous page...

Mol	Chain	Analysed	Rotameric	Outliers	Percentiles	
48	G8	88/91 (97%)	57 (65%)	31 (35%)	0	0
49	D5	155/179 (87%)	120 (77%)	35 (23%)	1	4
49	H8	158/179 (88%)	118 (75%)	40 (25%)	0	2
50	E5	65/67 (97%)	49 (75%)	16 (25%)	1	3
50	I8	66/67 (98%)	50 (76%)	16 (24%)	1	3
51	F5	82/83 (99%)	59 (72%)	23 (28%)	0	1
51	J8	82/83 (99%)	62 (76%)	20 (24%)	1	3
52	G5	64/67 (96%)	52 (81%)	12 (19%)	1	7
52	K8	65/67 (97%)	42 (65%)	23 (35%)	0	0
53	H5	51/52 (98%)	41 (80%)	10 (20%)	1	6
53	L8	51/52 (98%)	40 (78%)	11 (22%)	1	5
54	I5	63/63 (100%)	54 (86%)	9 (14%)	3	14
54	M8	63/63 (100%)	43 (68%)	20 (32%)	0	0
55	J5	48/52 (92%)	35 (73%)	13 (27%)	0	2
55	N8	48/52 (92%)	33 (69%)	15 (31%)	0	0
56	K5	44/52 (85%)	29 (66%)	15 (34%)	0	0
56	O8	44/52 (85%)	25 (57%)	19 (43%)	0	0
57	L5	42/42 (100%)	30 (71%)	12 (29%)	0	1
57	P8	40/42 (95%)	30 (75%)	10 (25%)	0	2
58	M5	52/55 (94%)	41 (79%)	11 (21%)	1	5
58	Q8	52/55 (94%)	41 (79%)	11 (21%)	1	5
All	All	9889/10493 (94%)	7477 (76%)	2412 (24%)	1	3

All (2412) residues with a non-rotameric sidechain are listed below:

Mol	Chain	Res	Type
2	1E	4	GLU
2	1E	5	ILE
2	1E	8	LYS
2	1E	12	GLU
2	1E	17	PHE
2	1E	36	ARG
2	1E	42	ILE
2	1E	43	ASP
2	1E	47	THR

Continued on next page...

Continued from previous page...

Mol	Chain	Res	Type
2	1E	48	MET
2	1E	51	LEU
2	1E	59	GLU
2	1E	67	THR
2	1E	69	LEU
2	1E	73	THR
2	1E	74	LYS
2	1E	75	LYS
2	1E	76	GLN
2	1E	79	ASP
2	1E	82	ARG
2	1E	90	MET
2	1E	101	MET
2	1E	121	LEU
2	1E	134	GLU
2	1E	135	GLN
2	1E	142	LEU
2	1E	154	LEU
2	1E	156	LYS
2	1E	158	LEU
2	1E	168	THR
2	1E	170	GLU
2	1E	172	ILE
2	1E	178	ARG
2	1E	180	LEU
2	1E	185	ILE
2	1E	187	LEU
2	1E	193	ASP
2	1E	196	LEU
2	1E	209	ARG
2	1E	215	LEU
2	1E	216	SER
2	1E	219	VAL
2	1E	220	ASP
2	1E	221	LEU
2	1E	223	ILE
2	1E	230	VAL
2	1E	231	GLU
3	2E	5	ILE
3	2E	14	ILE
3	2E	16	ARG
3	2E	19	GLU

Continued on next page...

Continued from previous page...

Mol	Chain	Res	Type
3	2E	21	ARG
3	2E	30	ARG
3	2E	31	HIS
3	2E	33	LEU
3	2E	34	LEU
3	2E	36	ASP
3	2E	46	GLU
3	2E	47	LEU
3	2E	49	SER
3	2E	52	LEU
3	2E	56	ASP
3	2E	68	VAL
3	2E	70	VAL
3	2E	76	VAL
3	2E	79	ARG
3	2E	82	GLU
3	2E	86	VAL
3	2E	89	GLU
3	2E	94	LEU
3	2E	95	THR
3	2E	98	ASN
3	2E	107	GLN
3	2E	116	VAL
3	2E	134	ILE
3	2E	139	GLN
3	2E	154	SER
3	2E	161	GLU
3	2E	162	GLN
3	2E	165	THR
3	2E	167	TRP
3	2E	172	ARG
3	2E	176	HIS
3	2E	178	LEU
3	2E	188	LEU
3	2E	190	ARG
3	2E	195	VAL
3	2E	196	LEU
3	2E	198	VAL
3	2E	199	LYS
4	3E	3	ARG
4	3E	13	ARG
4	3E	14	ARG

Continued on next page...

Continued from previous page...

Mol	Chain	Res	Type
4	3E	15	GLU
4	3E	17	VAL
4	3E	19	LEU
4	3E	30	LYS
4	3E	33	MET
4	3E	47	ARG
4	3E	58	LEU
4	3E	66	ARG
4	3E	73	ARG
4	3E	81	GLU
4	3E	84	LYS
4	3E	85	LYS
4	3E	89	THR
4	3E	101	LEU
4	3E	104	VAL
4	3E	108	LEU
4	3E	119	GLN
4	3E	122	ARG
4	3E	127	THR
4	3E	129	ASN
4	3E	131	ARG
4	3E	135	LEU
4	3E	137	SER
4	3E	139	ARG
4	3E	140	VAL
4	3E	145	GLU
4	3E	150	GLU
4	3E	153	ARG
4	3E	158	ILE
4	3E	166	LYS
4	3E	175	SER
4	3E	176	LEU
4	3E	179	GLU
4	3E	184	LYS
4	3E	188	LEU
4	3E	192	GLU
4	3E	193	ASP
4	3E	196	LEU
4	3E	201	GLN
4	3E	209	ARG
5	4E	6	PHE
5	4E	11	ILE

Continued on next page...

Continued from previous page...

Mol	Chain	Res	Type
5	4E	12	LEU
5	4E	16	THR
5	4E	18	ARG
5	4E	20	GLN
5	4E	27	ARG
5	4E	31	LEU
5	4E	41	VAL
5	4E	55	VAL
5	4E	57	LYS
5	4E	64	ARG
5	4E	73	ASN
5	4E	76	ILE
5	4E	79	GLU
5	4E	82	VAL
5	4E	87	SER
5	4E	91	LEU
5	4E	105	VAL
5	4E	109	ILE
5	4E	111	GLU
5	4E	118	ILE
5	4E	121	LYS
5	4E	125	SER
5	4E	127	ASN
5	4E	131	ILE
5	4E	137	GLU
5	4E	145	LYS
5	4E	152	ARG
6	5E	15	ASP
6	5E	17	SER
6	5E	21	LEU
6	5E	25	ILE
6	5E	28	ARG
6	5E	36	ARG
6	5E	43	LEU
6	5E	45	LEU
6	5E	46	ARG
6	5E	54	LYS
6	5E	57	GLN
6	5E	65	VAL
6	5E	70	ASP
6	5E	72	VAL
6	5E	75	LEU

Continued on next page...

Continued from previous page...

Mol	Chain	Res	Type
6	5E	80	ARG
6	5E	91	VAL
6	5E	98	LEU
7	6E	6	ARG
7	6E	8	GLU
7	6E	11	GLN
7	6E	12	LEU
7	6E	21	VAL
7	6E	22	LEU
7	6E	23	VAL
7	6E	29	LYS
7	6E	42	ILE
7	6E	49	ILE
7	6E	52	GLU
7	6E	63	LYS
7	6E	66	VAL
7	6E	77	SER
7	6E	84	ASN
7	6E	89	MET
7	6E	91	VAL
7	6E	98	SER
7	6E	101	LEU
7	6E	104	LEU
7	6E	110	GLN
7	6E	118	VAL
7	6E	126	ASP
7	6E	129	GLU
7	6E	135	VAL
7	6E	137	LYS
7	6E	144	MET
7	6E	156	TRP
8	7E	1	MET
8	7E	6	ILE
8	7E	10	LEU
8	7E	21	LYS
8	7E	24	THR
8	7E	25	ASP
8	7E	26	VAL
8	7E	41	ARG
8	7E	49	GLU
8	7E	52	ASP
8	7E	70	GLN

Continued on next page...

Continued from previous page...

Mol	Chain	Res	Type
8	7E	81	HIS
8	7E	83	ILE
8	7E	85	ARG
8	7E	88	LYS
8	7E	91	ARG
8	7E	98	LYS
8	7E	104	ARG
8	7E	105	ARG
8	7E	107	LEU
8	7E	109	ILE
8	7E	112	LEU
8	7E	115	SER
8	7E	133	LEU
9	8E	10	ARG
9	8E	14	VAL
9	8E	20	ARG
9	8E	27	THR
9	8E	47	LEU
9	8E	48	GLU
9	8E	54	ASP
9	8E	56	LEU
9	8E	63	ILE
9	8E	64	THR
9	8E	65	VAL
9	8E	81	ILE
9	8E	85	LEU
9	8E	86	VAL
9	8E	88	TYR
9	8E	91	ASP
9	8E	95	LYS
9	8E	97	LYS
9	8E	111	ARG
9	8E	112	LYS
9	8E	113	LYS
9	8E	114	TYR
9	8E	124	GLN
9	8E	126	SER
9	8E	128	ARG
10	1I	3	LYS
10	1I	4	ILE
10	1I	16	LEU
10	1I	17	ASP

Continued on next page...

Continued from previous page...

Mol	Chain	Res	Type
10	1I	35	SER
10	1I	44	VAL
10	1I	49	VAL
10	1I	57	LYS
10	1I	59	SER
10	1I	62	HIS
10	1I	65	LEU
10	1I	67	THR
10	1I	70	ARG
10	1I	74	ILE
10	1I	75	ILE
10	1I	76	ASN
10	1I	78	ASN
10	1I	82	ILE
10	1I	92	THR
10	1I	96	ILE
10	1I	98	ILE
11	2I	13	GLN
11	2I	14	VAL
11	2I	16	SER
11	2I	18	ARG
11	2I	29	ILE
11	2I	33	THR
11	2I	41	THR
11	2I	48	ILE
11	2I	51	LYS
11	2I	85	ARG
11	2I	87	THR
11	2I	91	ARG
11	2I	93	GLN
11	2I	109	VAL
11	2I	114	VAL
11	2I	117	ASN
11	2I	122	LYS
12	3I	16	ARG
12	3I	17	LYS
12	3I	25	LYS
12	3I	30	ARG
12	3I	33	VAL
12	3I	35	THR
12	3I	41	THR
12	3I	51	LYS

Continued on next page...

Continued from previous page...

Mol	Chain	Res	Type
12	3I	52	VAL
12	3I	55	VAL
12	3I	57	LEU
12	3I	59	SER
12	3I	62	GLU
12	3I	63	VAL
12	3I	80	VAL
12	3I	82	ILE
12	3I	86	ARG
12	3I	88	LYS
12	3I	94	ARG
12	3I	97	ILE
12	3I	99	ARG
12	3I	120	LYS
12	3I	124	GLU
13	4I	7	VAL
13	4I	11	ARG
13	4I	17	VAL
13	4I	19	LEU
13	4I	20	THR
13	4I	32	GLU
13	4I	45	VAL
13	4I	48	LEU
13	4I	49	THR
13	4I	50	GLU
13	4I	56	LEU
13	4I	57	ARG
13	4I	64	TRP
13	4I	69	GLU
13	4I	70	LEU
13	4I	73	GLU
13	4I	81	LEU
13	4I	88	ARG
13	4I	94	ARG
13	4I	102	ARG
13	4I	105	THR
13	4I	106	ASN
13	4I	108	ARG
13	4I	109	THR
13	4I	111	LYS
13	4I	117	VAL
13	4I	120	LYS

Continued on next page...

Continued from previous page...

Mol	Chain	Res	Type
14	5I	3	ARG
14	5I	7	ILE
14	5I	8	GLU
14	5I	9	LYS
14	5I	18	VAL
14	5I	22	THR
14	5I	25	VAL
14	5I	31	ARG
14	5I	35	ARG
14	5I	41	ARG
14	5I	44	LEU
14	5I	53	LEU
14	5I	58	LYS
15	6I	6	GLU
15	6I	26	GLU
15	6I	28	GLN
15	6I	34	LEU
15	6I	39	LEU
15	6I	41	GLU
15	6I	44	LYS
15	6I	45	VAL
15	6I	47	LYS
15	6I	64	ARG
15	6I	74	ASP
15	6I	84	LYS
15	6I	87	ILE
16	7I	2	VAL
16	7I	3	LYS
16	7I	4	ILE
16	7I	6	LEU
16	7I	8	ARG
16	7I	11	SER
16	7I	20	VAL
16	7I	48	TRP
16	7I	53	VAL
16	7I	67	THR
16	7I	69	THR
16	7I	71	ARG
16	7I	72	ARG
16	7I	75	ARG
16	7I	79	VAL
17	8I	5	VAL

Continued on next page...

Continued from previous page...

Mol	Chain	Res	Type
17	8I	19	VAL
17	8I	36	ILE
17	8I	38	ARG
17	8I	52	LYS
17	8I	57	VAL
17	8I	58	GLU
17	8I	60	ILE
17	8I	62	SER
17	8I	63	ARG
17	8I	74	LEU
17	8I	78	GLU
17	8I	81	ARG
17	8I	85	VAL
17	8I	91	ARG
18	9I	25	THR
18	9I	26	LEU
18	9I	31	LEU
18	9I	32	ARG
18	9I	36	ASN
18	9I	44	LEU
18	9I	47	THR
18	9I	53	ARG
18	9I	76	LEU
18	9I	82	THR
18	9I	86	VAL
19	AI	5	LEU
19	AI	6	LYS
19	AI	11	VAL
19	AI	12	ASP
19	AI	14	HIS
19	AI	15	LEU
19	AI	22	LEU
19	AI	27	GLU
19	AI	29	ARG
19	AI	30	LEU
19	AI	31	ILE
19	AI	37	ARG
19	AI	39	THR
19	AI	40	ILE
19	AI	41	VAL
19	AI	43	GLU
19	AI	44	MET

Continued on next page...

Continued from previous page...

Mol	Chain	Res	Type
19	AI	45	VAL
19	AI	47	HIS
19	AI	58	VAL
19	AI	61	TYR
19	AI	71	LEU
19	AI	73	GLU
19	AI	77	THR
19	AI	78	ARG
19	AI	81	ARG
20	BI	11	SER
20	BI	23	ARG
20	BI	24	LEU
20	BI	26	ASN
20	BI	30	LYS
20	BI	36	LEU
20	BI	38	LYS
20	BI	60	GLU
20	BI	73	HIS
20	BI	84	LEU
20	BI	87	LYS
20	BI	88	VAL
20	BI	92	LEU
20	BI	93	GLU
20	BI	100	ILE
21	1F	6	ARG
21	1F	24	ARG
29	71	3	HIS
29	71	8	ARG
29	71	30	LYS
29	71	38	ASP
29	71	42	GLU
29	71	49	ILE
29	71	59	ARG
29	71	61	THR
29	71	163	PHE
29	71	171	ILE
29	71	172	HIS
29	71	202	GLU
29	71	205	LYS
29	71	216	THR
29	71	224	ILE
30	11	3	VAL

Continued on next page...

Continued from previous page...

Mol	Chain	Res	Type
30	11	4	LYS
30	11	5	LYS
30	11	10	THR
30	11	17	THR
30	11	18	VAL
30	11	20	ASP
30	11	25	THR
30	11	34	VAL
30	11	37	LEU
30	11	38	LYS
30	11	54	ARG
30	11	61	LEU
30	11	64	ILE
30	11	65	ILE
30	11	89	SER
30	11	91	ARG
30	11	104	TYR
30	11	105	ILE
30	11	106	ILE
30	11	112	GLN
30	11	113	VAL
30	11	126	GLN
30	11	136	ILE
30	11	141	VAL
30	11	147	LEU
30	11	155	LEU
30	11	157	ARG
30	11	173	VAL
30	11	174	ILE
30	11	181	GLU
30	11	192	THR
30	11	193	VAL
30	11	206	LEU
30	11	217	ARG
30	11	221	VAL
30	11	229	VAL
30	11	237	GLU
30	11	242	ARG
30	11	257	LEU
30	11	262	ARG
30	11	263	ARG
30	11	270	ILE

Continued on next page...

Continued from previous page...

Mol	Chain	Res	Type
30	11	271	ILE
30	11	273	ARG
31	21	7	VAL
31	21	9	VAL
31	21	12	THR
31	21	19	ARG
31	21	21	VAL
31	21	23	VAL
31	21	27	LEU
31	21	33	VAL
31	21	40	GLU
31	21	47	VAL
31	21	49	LEU
31	21	52	LEU
31	21	73	GLU
31	21	77	ILE
31	21	81	ILE
31	21	82	ARG
31	21	89	ASP
31	21	93	VAL
31	21	103	ASP
31	21	107	THR
31	21	111	ARG
31	21	116	VAL
31	21	117	MET
31	21	118	LYS
31	21	119	ARG
31	21	128	SER
31	21	144	ARG
31	21	152	LYS
31	21	154	LYS
31	21	163	GLU
31	21	167	VAL
31	21	170	LEU
31	21	175	VAL
31	21	181	LEU
31	21	184	VAL
31	21	188	VAL
31	21	196	VAL
32	31	7	TYR
32	31	8	GLN
32	31	9	ILE

Continued on next page...

Continued from previous page...

Mol	Chain	Res	Type
32	31	18	ARG
32	31	33	LEU
32	31	45	ARG
32	31	52	LYS
32	31	57	VAL
32	31	62	ARG
32	31	64	ILE
32	31	70	THR
32	31	74	ARG
32	31	78	ILE
32	31	82	ILE
32	31	93	LYS
32	31	96	ASP
32	31	98	SER
32	31	104	LYS
32	31	106	ARG
32	31	108	LYS
32	31	124	LEU
32	31	127	GLU
32	31	136	THR
32	31	140	LEU
32	31	157	VAL
32	31	158	THR
32	31	165	ARG
32	31	170	LEU
32	31	174	VAL
32	31	181	LEU
32	31	183	VAL
32	31	192	LEU
32	31	194	MET
33	41	3	LEU
33	41	20	ILE
33	41	22	ARG
33	41	28	VAL
33	41	31	VAL
33	41	34	LEU
33	41	35	GLU
33	41	37	VAL
33	41	39	ILE
33	41	40	ASN
33	41	41	GLN
33	41	45	GLU

Continued on next page...

Continued from previous page...

Mol	Chain	Res	Type
33	41	51	ARG
33	41	53	LEU
33	41	58	GLN
33	41	62	LEU
33	41	63	ILE
33	41	67	LYS
33	41	70	VAL
33	41	71	THR
33	41	82	LEU
33	41	84	LYS
33	41	86	MET
33	41	88	ILE
33	41	90	LEU
33	41	91	ARG
33	41	118	ARG
33	41	132	ASN
33	41	133	LEU
33	41	135	LEU
33	41	139	LEU
33	41	148	MET
33	41	150	ASP
33	41	159	VAL
33	41	160	VAL
33	41	161	THR
33	41	162	THR
33	41	164	GLU
33	41	173	LEU
34	51	3	ARG
34	51	7	LEU
34	51	9	ILE
34	51	15	VAL
34	51	24	VAL
34	51	32	GLU
34	51	33	LEU
34	51	37	VAL
34	51	40	GLU
34	51	41	MET
34	51	43	VAL
34	51	49	VAL
34	51	50	VAL
34	51	52	VAL
34	51	59	ARG

Continued on next page...

Continued from previous page...

Mol	Chain	Res	Type
34	51	71	LEU
34	51	72	ILE
34	51	77	LYS
34	51	80	SER
34	51	88	LEU
34	51	92	ILE
34	51	104	GLU
34	51	105	LEU
34	51	107	VAL
34	51	110	SER
34	51	121	ILE
34	51	122	THR
34	51	129	THR
34	51	130	ARG
34	51	131	VAL
34	51	134	SER
34	51	139	GLN
34	51	151	ILE
34	51	152	ARG
34	51	153	LYS
34	51	155	SER
34	51	160	LYS
34	51	171	LEU
35	61	2	LYS
35	61	5	LEU
35	61	6	LEU
35	61	7	GLU
35	61	9	LEU
35	61	10	GLU
35	61	12	LEU
35	61	33	ARG
35	61	35	LEU
35	61	38	LEU
35	61	40	THR
35	61	44	LEU
35	61	57	ARG
35	61	64	GLU
35	61	68	LEU
35	61	70	GLU
35	61	71	ILE
35	61	72	LEU
35	61	75	LEU

Continued on next page...

Continued from previous page...

Mol	Chain	Res	Type
35	61	76	THR
35	61	79	ILE
35	61	82	ARG
35	61	86	THR
35	61	88	ILE
35	61	92	VAL
35	61	102	SER
35	61	107	VAL
35	61	110	ASP
35	61	113	ARG
35	61	114	LEU
35	61	117	GLU
35	61	126	TYR
35	61	128	LEU
35	61	129	THR
35	61	131	LYS
35	61	135	GLU
35	61	136	VAL
35	61	138	ILE
35	61	139	GLN
35	61	140	LEU
35	61	142	VAL
35	61	145	VAL
36	38	6	ASN
36	38	9	LEU
36	38	10	LEU
36	38	13	LEU
36	38	14	LYS
36	38	15	GLU
36	38	16	ASN
36	38	21	GLN
36	38	32	LEU
36	38	37	THR
36	38	40	LEU
36	38	41	ARG
36	38	45	LYS
36	38	56	ASN
36	38	58	LEU
36	38	59	ILE
36	38	60	ARG
36	38	64	LYS
36	38	66	LEU

Continued on next page...

Continued from previous page...

Mol	Chain	Res	Type
36	38	75	GLN
36	38	104	ILE
36	38	111	LEU
36	38	112	LEU
36	38	113	GLN
36	38	120	LYS
36	38	121	ASP
37	58	5	VAL
37	58	7	LYS
37	58	9	VAL
37	58	10	GLU
37	58	12	ARG
37	58	14	VAL
37	58	28	THR
37	58	33	LEU
37	58	34	LEU
37	58	35	ARG
37	58	39	ARG
37	58	48	MET
37	58	55	VAL
37	58	60	ILE
37	58	61	ARG
37	58	62	VAL
37	58	67	LEU
37	58	73	THR
37	58	84	LYS
37	58	87	LEU
37	58	90	MET
37	58	93	THR
37	58	96	GLU
37	58	98	VAL
37	58	99	LEU
37	58	106	MET
37	58	112	LEU
37	58	115	ARG
37	58	116	LEU
37	58	120	LEU
37	58	131	GLN
37	58	133	GLN
37	58	136	GLU
37	58	137	LYS
37	58	138	LEU

Continued on next page...

Continued from previous page...

Mol	Chain	Res	Type
38	68	1	MET
38	68	5	GLN
38	68	9	GLU
38	68	20	MET
38	68	22	ILE
38	68	23	ARG
38	68	24	VAL
38	68	28	SER
38	68	31	LYS
38	68	32	TYR
38	68	47	ILE
38	68	65	THR
38	68	71	ARG
38	68	77	ILE
38	68	78	ARG
38	68	82	ASN
38	68	87	ILE
38	68	89	ASN
38	68	91	LEU
38	68	94	ARG
38	68	98	VAL
38	68	106	LEU
38	68	107	ARG
38	68	116	SER
39	78	1	MET
39	78	6	LEU
39	78	13	ASN
39	78	14	LYS
39	78	18	ARG
39	78	19	VAL
39	78	21	ARG
39	78	25	SER
39	78	27	HIS
39	78	29	LYS
39	78	32	THR
39	78	39	LYS
39	78	45	LEU
39	78	47	ASP
39	78	55	ARG
39	78	57	THR
39	78	64	LYS
39	78	68	GLN

Continued on next page...

Continued from previous page...

Mol	Chain	Res	Type
39	78	70	GLN
39	78	71	VAL
39	78	75	ILE
39	78	76	LYS
39	78	88	LEU
39	78	91	PHE
39	78	92	GLU
39	78	94	GLU
39	78	98	GLU
39	78	99	LEU
39	78	100	LEU
39	78	106	LEU
39	78	112	LEU
39	78	114	ILE
39	78	123	LEU
39	78	125	VAL
39	78	126	VAL
39	78	138	LEU
39	78	139	LYS
39	78	144	GLU
39	78	146	VAL
39	78	147	LEU
40	88	1	MET
40	88	5	ARG
40	88	10	ARG
40	88	11	LYS
40	88	21[A]	THR
40	88	21[B]	THR
40	88	25	ASP
40	88	26	TYR
40	88	35	VAL
40	88	42	ILE
40	88	45	GLN
40	88	55	VAL
40	88	56	ARG
40	88	59	ARG
40	88	79	LEU
40	88	89	ASN
40	88	91	GLU
40	88	96	VAL
40	88	106	VAL
40	88	109	VAL

Continued on next page...

Continued from previous page...

Mol	Chain	Res	Type
40	88	110	THR
40	88	112	GLU
40	88	116	GLU
40	88	134	ARG
40	88	135	ASP
40	88	138	ASP
40	88	139	GLU
41	98	1	MET
41	98	3	HIS
41	98	4	LEU
41	98	6	SER
41	98	10	LEU
41	98	18	LEU
41	98	29	LEU
41	98	30	THR
41	98	33	ARG
41	98	36	THR
41	98	37	THR
41	98	43	GLU
41	98	44	LEU
41	98	48	VAL
41	98	54	LEU
41	98	57	ARG
41	98	65	LEU
41	98	67	LEU
41	98	71	GLN
41	98	75	LEU
41	98	79	LEU
41	98	83	ILE
41	98	96	ARG
41	98	104	ARG
41	98	105	ARG
41	98	111	LEU
41	98	113	LEU
41	98	116	LEU
41	98	117	VAL
41	98	118	GLU
42	A8	1	MET
42	A8	4	LEU
42	A8	8	GLU
42	A8	10	ARG
42	A8	14	VAL

Continued on next page...

Continued from previous page...

Mol	Chain	Res	Type
42	A8	15	ARG
42	A8	19	LYS
42	A8	20	ARG
42	A8	26	LEU
42	A8	30	ARG
42	A8	35	ILE
42	A8	36	TYR
42	A8	46	VAL
42	A8	53	SER
42	A8	54	LEU
42	A8	58	LEU
42	A8	61	ASN
42	A8	62	LYS
42	A8	69	VAL
42	A8	76	LYS
42	A8	78	LEU
42	A8	83	LYS
42	A8	98	VAL
42	A8	101	LEU
42	A8	106	ARG
42	A8	110	LEU
43	B8	7	ILE
43	B8	8	LYS
43	B8	10	VAL
43	B8	14	TYR
43	B8	16	ARG
43	B8	18	ASP
43	B8	19	LEU
43	B8	21	GLU
43	B8	23	ARG
43	B8	27	THR
43	B8	30	VAL
43	B8	50	ILE
43	B8	51	ARG
43	B8	58	ASN
43	B8	62	THR
43	B8	65	LYS
43	B8	74	ARG
43	B8	78	LEU
43	B8	84	GLN
43	B8	85	LYS
43	B8	86	ILE

Continued on next page...

Continued from previous page...

Mol	Chain	Res	Type
43	B8	87	ASP
43	B8	88	ILE
43	B8	89	VAL
43	B8	96	ARG
43	B8	102	ILE
43	B8	106	SER
43	B8	108	ARG
43	B8	110	ILE
43	B8	111	ARG
43	B8	112	ARG
43	B8	121	ILE
43	B8	124	ASP
43	B8	125	ARG
43	B8	128	GLU
44	C8	5	LYS
44	C8	8	VAL
44	C8	16	LYS
44	C8	17	ILE
44	C8	22	LYS
44	C8	31	SER
44	C8	34	LYS
44	C8	52	ARG
44	C8	60	LEU
44	C8	64	ARG
44	C8	65	ILE
44	C8	77	SER
44	C8	78	THR
44	C8	80	ILE
44	C8	83	LEU
44	C8	91	ASP
44	C8	92	ARG
44	C8	95	LEU
44	C8	97	ASP
44	C8	98	LEU
44	C8	100	VAL
44	C8	102	GLU
44	C8	104	GLN
44	C8	108	GLU
44	C8	111	GLU
45	D8	5	VAL
45	D8	14	VAL
45	D8	19	LYS

Continued on next page...

Continued from previous page...

Mol	Chain	Res	Type
45	D8	20	LEU
45	D8	26	ASP
45	D8	28	GLU
45	D8	32	THR
45	D8	33	VAL
45	D8	38	LEU
45	D8	39	LEU
45	D8	40	LEU
45	D8	43	GLU
45	D8	46	VAL
45	D8	47	VAL
45	D8	49	THR
45	D8	51	VAL
45	D8	52	VAL
45	D8	57	VAL
45	D8	58	VAL
45	D8	61	VAL
45	D8	62	LEU
45	D8	66	ARG
45	D8	69	LYS
45	D8	72	VAL
45	D8	73	SER
45	D8	78	LYS
45	D8	85	LYS
45	D8	88	ARG
45	D8	95	LEU
45	D8	98	GLU
46	E8	11	ARG
46	E8	16	LYS
46	E8	18	ARG
46	E8	19	LEU
46	E8	20	VAL
46	E8	23	LEU
46	E8	25	ARG
46	E8	50	VAL
46	E8	51	LEU
46	E8	52	GLU
46	E8	60	ASN
46	E8	67	ASP
46	E8	70	TYR
46	E8	76	VAL
46	E8	95	ILE

Continued on next page...

Continued from previous page...

Mol	Chain	Res	Type
46	E8	97	LYS
46	E8	99	ARG
46	E8	100	THR
46	E8	105	VAL
46	E8	107	LEU
46	E8	110	LYS
47	F8	1	MET
47	F8	23	GLU
47	F8	27	THR
47	F8	43	VAL
47	F8	45	THR
47	F8	49	VAL
47	F8	54	VAL
47	F8	57	LEU
47	F8	63	LYS
47	F8	64	LYS
47	F8	66	LEU
47	F8	68	ARG
47	F8	72	LYS
47	F8	76	ARG
47	F8	80	ILE
47	F8	81	VAL
47	F8	88	LYS
48	G8	3	VAL
48	G8	4	LYS
48	G8	5	MET
48	G8	6	HIS
48	G8	9	LYS
48	G8	13	VAL
48	G8	14	LEU
48	G8	21	LYS
48	G8	27	VAL
48	G8	38	ILE
48	G8	42	VAL
48	G8	45	VAL
48	G8	54	LYS
48	G8	55	TYR
48	G8	57	GLN
48	G8	62	GLU
48	G8	64	GLU
48	G8	71	LYS
48	G8	75	ILE

Continued on next page...

Continued from previous page...

Mol	Chain	Res	Type
48	G8	81	LYS
48	G8	84	ARG
48	G8	85	VAL
48	G8	88	LYS
48	G8	89	PHE
48	G8	90	LEU
48	G8	92	ASN
48	G8	94	LYS
48	G8	95	LYS
48	G8	98	VAL
48	G8	102	CYS
48	G8	109	GLU
49	H8	1	MET
49	H8	2	GLU
49	H8	5	LEU
49	H8	6	LYS
49	H8	14	LYS
49	H8	16	SER
49	H8	18	LEU
49	H8	19	ARG
49	H8	33	LEU
49	H8	35	ARG
49	H8	36	LYS
49	H8	42	VAL
49	H8	63	ASP
49	H8	70	LEU
49	H8	71	VAL
49	H8	72	ARG
49	H8	76	LEU
49	H8	77	ASP
49	H8	78	LYS
49	H8	81	ARG
49	H8	84	GLU
49	H8	86	VAL
49	H8	91	LEU
49	H8	94	GLU
49	H8	97	GLU
49	H8	111	VAL
49	H8	112	ARG
49	H8	117	LEU
49	H8	119	GLU
49	H8	126	VAL

Continued on next page...

Continued from previous page...

Mol	Chain	Res	Type
49	H8	132	ASN
49	H8	135	GLU
49	H8	139	VAL
49	H8	142	SER
49	H8	144	LEU
49	H8	154	ASP
49	H8	157	LEU
49	H8	162	GLU
49	H8	171	ILE
49	H8	174	VAL
50	I8	5	LYS
50	I8	7	LEU
50	I8	11	ARG
50	I8	14	ARG
50	I8	17	GLN
50	I8	20	ARG
50	I8	29	GLN
50	I8	30	VAL
50	I8	35	ASN
50	I8	36	ILE
50	I8	41	ARG
50	I8	55	ARG
50	I8	66	VAL
50	I8	68	GLU
50	I8	70	GLN
50	I8	79	VAL
51	J8	4	VAL
51	J8	11	ARG
51	J8	26	ARG
51	J8	27	GLU
51	J8	30	VAL
51	J8	41	ARG
51	J8	46	LEU
51	J8	48	LYS
51	J8	51	VAL
51	J8	57	GLU
51	J8	61	ARG
51	J8	70	VAL
51	J8	78	LYS
51	J8	80	LEU
51	J8	82	LEU
51	J8	83	GLU

Continued on next page...

Continued from previous page...

Mol	Chain	Res	Type
51	J8	86	SER
51	J8	91	LYS
51	J8	92	LYS
51	J8	95	LEU
52	K8	3	LEU
52	K8	4	SER
52	K8	6	VAL
52	K8	8	LYS
52	K8	15	LYS
52	K8	16	LEU
52	K8	23	LYS
52	K8	24	LEU
52	K8	28	LYS
52	K8	32	LEU
52	K8	45	SER
52	K8	50	ILE
52	K8	53	LEU
52	K8	54	LYS
52	K8	55	ARG
52	K8	59	ARG
52	K8	61	LEU
52	K8	64	LEU
52	K8	65	ASN
52	K8	66	GLU
52	K8	67	LYS
52	K8	68	ARG
52	K8	69	ARG
53	L8	8	LEU
53	L8	17	LYS
53	L8	23	LEU
53	L8	29	ARG
53	L8	30	ARG
53	L8	36	VAL
53	L8	38	GLU
53	L8	43	ILE
53	L8	44	ARG
53	L8	50	VAL
53	L8	56	VAL
54	M8	5	ILE
54	M8	10	VAL
54	M8	15	ILE
54	M8	16	CYS

Continued on next page...

Continued from previous page...

Mol	Chain	Res	Type
54	M8	18	CYS
54	M8	21	VAL
54	M8	27	THR
54	M8	33	VAL
54	M8	34	GLU
54	M8	38	LYS
54	M8	42	PHE
54	M8	43	TYR
54	M8	48	ARG
54	M8	50	VAL
54	M8	53	GLU
54	M8	55	ARG
54	M8	56	VAL
54	M8	63	TYR
54	M8	67	TYR
54	M8	68	ARG
55	N8	6	VAL
55	N8	9	LYS
55	N8	13	LYS
55	N8	15	ARG
55	N8	16	ARG
55	N8	25	LEU
55	N8	29	THR
55	N8	31	VAL
55	N8	33	CYS
55	N8	37	LYS
55	N8	40	LYS
55	N8	44	THR
55	N8	51	TYR
55	N8	56	LYS
55	N8	57	VAL
56	O8	10	LEU
56	O8	11	LEU
56	O8	12	GLU
56	O8	17	LYS
56	O8	20	ASN
56	O8	23	THR
56	O8	24	GLU
56	O8	25	LYS
56	O8	26	ASN
56	O8	27	LYS
56	O8	30	THR

Continued on next page...

Continued from previous page...

Mol	Chain	Res	Type
56	O8	33	LYS
56	O8	34	LEU
56	O8	36	LEU
56	O8	37	ARG
56	O8	39	TYR
56	O8	42	TRP
56	O8	45	LYS
56	O8	46	HIS
57	P8	9	ARG
57	P8	14	LYS
57	P8	22	MET
57	P8	24	THR
57	P8	30	VAL
57	P8	32	LYS
57	P8	41	ARG
57	P8	43	THR
57	P8	46	VAL
57	P8	47	ARG
58	Q8	5	LYS
58	Q8	6	THR
58	Q8	8	LYS
58	Q8	11	LYS
58	Q8	14	VAL
58	Q8	34	TRP
58	Q8	35	GLN
58	Q8	40	GLU
58	Q8	43	GLN
58	Q8	52	LYS
58	Q8	62	LEU
2	12	4	GLU
2	12	8	LYS
2	12	10	LEU
2	12	12	GLU
2	12	15	VAL
2	12	22	LYS
2	12	30	ARG
2	12	31	TYR
2	12	32	ILE
2	12	40	HIS
2	12	41	ILE
2	12	42	ILE
2	12	45	GLN

Continued on next page...

Continued from previous page...

Mol	Chain	Res	Type
2	12	55	PHE
2	12	56	ARG
2	12	64	ARG
2	12	69	LEU
2	12	74	LYS
2	12	75	LYS
2	12	80	ILE
2	12	83	MET
2	12	87	ARG
2	12	90	MET
2	12	107	THR
2	12	110	GLN
2	12	115	LEU
2	12	116	GLU
2	12	117	GLU
2	12	137	ARG
2	12	140	HIS
2	12	144	ARG
2	12	145	LEU
2	12	148	TYR
2	12	149	LEU
2	12	153	ARG
2	12	155	LEU
2	12	164	VAL
2	12	168	THR
2	12	170	GLU
2	12	178	ARG
2	12	185	ILE
2	12	193	ASP
2	12	196	LEU
2	12	197	VAL
2	12	198	ASP
2	12	200	ILE
2	12	201	ILE
2	12	208	ILE
2	12	209	ARG
2	12	211	ILE
2	12	213	LEU
2	12	214	ILE
2	12	215	LEU
2	12	217	ARG
2	12	230	VAL

Continued on next page...

Continued from previous page...

Mol	Chain	Res	Type
2	12	236	TYR
3	22	3	ASN
3	22	5	ILE
3	22	16	ARG
3	22	26	LYS
3	22	28	GLN
3	22	34	LEU
3	22	38	ARG
3	22	43	LEU
3	22	45	LYS
3	22	49	SER
3	22	52	LEU
3	22	54	ARG
3	22	56	ASP
3	22	62	ASP
3	22	72	LYS
3	22	76	VAL
3	22	83	ARG
3	22	90	GLU
3	22	94	LEU
3	22	101	LEU
3	22	104	GLN
3	22	116	VAL
3	22	119	ARG
3	22	120	VAL
3	22	124	ILE
3	22	130	VAL
3	22	131	ARG
3	22	139	GLN
3	22	140	ARG
3	22	170	GLN
3	22	175	LEU
3	22	178	LEU
3	22	192	THR
3	22	196	LEU
3	22	198	VAL
3	22	202	ILE
3	22	204	LEU
3	22	206	GLU
3	22	207	VAL
4	32	3	ARG
4	32	8	VAL

Continued on next page...

Continued from previous page...

Mol	Chain	Res	Type
4	32	14	ARG
4	32	17	VAL
4	32	18	LYS
4	32	19	LEU
4	32	24	GLU
4	32	27	TYR
4	32	30	LYS
4	32	33	MET
4	32	45	GLN
4	32	49	ARG
4	32	58	LEU
4	32	67	ILE
4	32	70	ILE
4	32	74	GLN
4	32	80	GLU
4	32	84	LYS
4	32	88	VAL
4	32	101	LEU
4	32	108	LEU
4	32	118	ARG
4	32	119	GLN
4	32	122	ARG
4	32	135	LEU
4	32	139	ARG
4	32	150	GLU
4	32	151	LYS
4	32	155	LEU
4	32	156	GLU
4	32	166	LYS
4	32	168	ARG
4	32	181	MET
4	32	186	LEU
4	32	209	ARG
5	42	10	MET
5	42	13	ILE
5	42	16	THR
5	42	24	ARG
5	42	33	VAL
5	42	34	VAL
5	42	41	VAL
5	42	47	LYS
5	42	51	VAL

Continued on next page...

Continued from previous page...

Mol	Chain	Res	Type
5	42	53	LEU
5	42	72	GLN
5	42	100	VAL
5	42	101	ILE
5	42	112	LEU
5	42	115	VAL
5	42	126	ARG
5	42	127	ASN
5	42	135	THR
5	42	144	THR
6	52	3	ARG
6	52	14	LEU
6	52	15	ASP
6	52	24	GLU
6	52	28	ARG
6	52	40	VAL
6	52	47	ARG
6	52	55	ASP
6	52	72	VAL
6	52	74	ASP
6	52	78	GLU
6	52	81	ILE
6	52	82	ARG
6	52	88	VAL
6	52	93	SER
6	52	98	LEU
7	62	5	ARG
7	62	8	GLU
7	62	12	LEU
7	62	27	ILE
7	62	35	LYS
7	62	53	LYS
7	62	54	THR
7	62	56	GLN
7	62	59	LEU
7	62	64	GLN
7	62	66	VAL
7	62	72	ARG
7	62	85	TYR
7	62	87	VAL
7	62	92	SER
7	62	94	ARG

Continued on next page...

Continued from previous page...

Mol	Chain	Res	Type
7	62	97	GLN
7	62	104	LEU
7	62	106	GLN
7	62	114	ARG
7	62	120	ILE
7	62	124	LEU
7	62	156	TRP
8	72	1	MET
8	72	3	THR
8	72	13	ILE
8	72	14	ARG
8	72	25	ASP
8	72	26	VAL
8	72	35	ILE
8	72	39	LEU
8	72	77	GLU
8	72	81	HIS
8	72	82	HIS
8	72	88	LYS
8	72	91	ARG
8	72	95	VAL
8	72	102	ARG
8	72	107	LEU
8	72	109	ILE
8	72	112	LEU
8	72	118	VAL
8	72	121	ASP
8	72	122	ARG
8	72	137	VAL
9	82	4	TYR
9	82	9	ARG
9	82	10	ARG
9	82	14	VAL
9	82	16	ARG
9	82	19	LEU
9	82	20	ARG
9	82	27	THR
9	82	32	ASP
9	82	34	ASN
9	82	35	GLU
9	82	42	ARG
9	82	44	VAL

Continued on next page...

Continued from previous page...

Mol	Chain	Res	Type
9	82	54	ASP
9	82	56	LEU
9	82	59	PHE
9	82	78	LYS
9	82	79	LEU
9	82	83	ARG
9	82	85	LEU
9	82	91	ASP
9	82	95	LYS
9	82	96	LEU
9	82	97	LYS
9	82	99	LEU
9	82	107	ARG
9	82	108	VAL
9	82	110	GLU
9	82	112	LYS
9	82	117	HIS
9	82	118	LYS
10	1A	4	ILE
10	1A	5	ARG
10	1A	6	ILE
10	1A	13	HIS
10	1A	16	LEU
10	1A	17	ASP
10	1A	25	GLU
10	1A	40	LEU
10	1A	45	ARG
10	1A	48	THR
10	1A	49	VAL
10	1A	57	LYS
10	1A	58	ASP
10	1A	62	HIS
10	1A	63	PHE
10	1A	70	ARG
10	1A	74	ILE
10	1A	83	GLU
10	1A	84	GLN
10	1A	88	LEU
10	1A	95	GLU
10	1A	96	ILE
10	1A	98	ILE
10	1A	99	LYS

Continued on next page...

Continued from previous page...

Mol	Chain	Res	Type
10	1A	100	THR
11	2A	24	SER
11	2A	28	THR
11	2A	29	ILE
11	2A	30	VAL
11	2A	34	ASP
11	2A	41	THR
11	2A	48	ILE
11	2A	63	LEU
11	2A	82	VAL
11	2A	83	ILE
11	2A	84	VAL
11	2A	87	THR
11	2A	95	ILE
11	2A	103	LEU
11	2A	108	ILE
11	2A	117	ASN
11	2A	119	CYS
11	2A	126	ARG
11	2A	127	LYS
12	3A	3	THR
12	3A	10	LYS
12	3A	15	VAL
12	3A	20	LYS
12	3A	21	VAL
12	3A	36	VAL
12	3A	38	ARG
12	3A	39	THR
12	3A	40	VAL
12	3A	43	LYS
12	3A	52	VAL
12	3A	57	LEU
12	3A	59	SER
12	3A	61	TYR
12	3A	62	GLU
12	3A	63	VAL
12	3A	64	THR
12	3A	67	ILE
12	3A	70	GLU
12	3A	72	HIS
12	3A	76	GLU
12	3A	78	SER

Continued on next page...

Continued from previous page...

Mol	Chain	Res	Type
12	3A	79	VAL
12	3A	81	LEU
12	3A	82	ILE
12	3A	88	LYS
12	3A	101	VAL
12	3A	114	ARG
12	3A	115	SER
12	3A	123	LYS
13	4A	4	ILE
13	4A	19	LEU
13	4A	25	ILE
13	4A	54	VAL
13	4A	56	LEU
13	4A	63	THR
13	4A	64	TRP
13	4A	66	LEU
13	4A	67	GLU
13	4A	69	GLU
13	4A	70	LEU
13	4A	73	GLU
13	4A	78	ILE
13	4A	82	MET
13	4A	93	ARG
13	4A	94	ARG
13	4A	103	THR
13	4A	106	ASN
13	4A	108	ARG
13	4A	115	LYS
13	4A	117	VAL
14	5A	3	ARG
14	5A	6	LEU
14	5A	15	LYS
14	5A	18	VAL
14	5A	22	THR
14	5A	23	ARG
14	5A	25	VAL
14	5A	29	ARG
14	5A	31	ARG
14	5A	44	LEU
14	5A	46	GLU
14	5A	56	VAL
15	6A	3	ILE

Continued on next page...

Continued from previous page...

Mol	Chain	Res	Type
15	6A	10	LYS
15	6A	24	SER
15	6A	27	VAL
15	6A	28	GLN
15	6A	40	SER
15	6A	66	LEU
15	6A	87	ILE
16	7A	1	MET
16	7A	2	VAL
16	7A	5	ARG
16	7A	11	SER
16	7A	21	VAL
16	7A	27	LYS
16	7A	53	VAL
16	7A	57	ARG
16	7A	60	LEU
16	7A	67	THR
16	7A	69	THR
16	7A	75	ARG
16	7A	76	GLN
16	7A	81	ARG
16	7A	82	GLN
17	8A	5	VAL
17	8A	6	LEU
17	8A	7	THR
17	8A	9	VAL
17	8A	14	LYS
17	8A	23	VAL
17	8A	34	LYS
17	8A	35	VAL
17	8A	52	LYS
17	8A	56	VAL
17	8A	68	ARG
17	8A	73	VAL
17	8A	74	LEU
17	8A	79	SER
17	8A	82	MET
17	8A	94	ASN
17	8A	100	LYS
18	9A	26	LEU
18	9A	28	GLU
18	9A	31	LEU

Continued on next page...

Continued from previous page...

Mol	Chain	Res	Type
18	9A	32	ARG
18	9A	38	GLU
18	9A	47	THR
18	9A	58	LEU
18	9A	65	ILE
18	9A	66	LEU
18	9A	75	ILE
18	9A	76	LEU
18	9A	82	THR
18	9A	85	LEU
18	9A	86	VAL
19	AA	5	LEU
19	AA	6	LYS
19	AA	11	VAL
19	AA	15	LEU
19	AA	22	LEU
19	AA	29	ARG
19	AA	30	LEU
19	AA	31	ILE
19	AA	32	LYS
19	AA	33	THR
19	AA	38	SER
19	AA	40	ILE
19	AA	43	GLU
19	AA	45	VAL
19	AA	48	THR
19	AA	49	ILE
19	AA	56	GLN
19	AA	60	VAL
19	AA	62	ILE
19	AA	63	THR
19	AA	64	GLU
19	AA	66	MET
19	AA	67	VAL
19	AA	71	LEU
19	AA	83	HIS
20	BA	24	LEU
20	BA	33	ILE
20	BA	36	LEU
20	BA	38	LYS
20	BA	41	ILE
20	BA	56	MET

Continued on next page...

Continued from previous page...

Mol	Chain	Res	Type
20	BA	58	LYS
20	BA	62	LEU
20	BA	63	ILE
20	BA	68	LYS
20	BA	74	LYS
20	BA	81	LYS
20	BA	84	LEU
20	BA	92	LEU
21	1B	8	THR
21	1B	15	ARG
21	1B	26	LYS
29	79	3	HIS
29	79	5	LYS
29	79	11	LEU
29	79	19	ILE
29	79	23	ASP
29	79	30	LYS
29	79	34	THR
29	79	37	PHE
29	79	47	LEU
29	79	61	THR
29	79	168	THR
29	79	185	LEU
29	79	193	ILE
29	79	207	THR
29	79	210	ARG
29	79	216	THR
29	79	224	ILE
29	79	228	SER
30	19	5	LYS
30	19	10	THR
30	19	14	ARG
30	19	20	ASP
30	19	31	LYS
30	19	38	LYS
30	19	39	LYS
30	19	52	ARG
30	19	54	ARG
30	19	60	ARG
30	19	61	LEU
30	19	64	ILE
30	19	65	ILE

Continued on next page...

Continued from previous page...

Mol	Chain	Res	Type
30	19	71	ASP
30	19	78	LYS
30	19	88	ARG
30	19	94	LEU
30	19	105	ILE
30	19	106	ILE
30	19	112	GLN
30	19	113	VAL
30	19	117	VAL
30	19	125	ILE
30	19	126	GLN
30	19	127	VAL
30	19	138	VAL
30	19	141	VAL
30	19	142	VAL
30	19	162	SER
30	19	168	ARG
30	19	169	GLU
30	19	173	VAL
30	19	183	ARG
30	19	192	THR
30	19	193	VAL
30	19	200	ASP
30	19	220	HIS
30	19	221	VAL
30	19	229	VAL
30	19	237	GLU
30	19	242	ARG
30	19	254	THR
30	19	265	PRO
30	19	267	SER
30	19	268	ARG
30	19	271	ILE
30	19	273	ARG
31	29	7	VAL
31	29	9	VAL
31	29	12	THR
31	29	21	VAL
31	29	27	LEU
31	29	33	VAL
31	29	34	VAL
31	29	40	GLU

Continued on next page...

Continued from previous page...

Mol	Chain	Res	Type
31	29	41	LYS
31	29	47	VAL
31	29	52	LEU
31	29	59	VAL
31	29	77	ILE
31	29	82	ARG
31	29	85	ASN
31	29	92	THR
31	29	95	ILE
31	29	97	LYS
31	29	100	GLU
31	29	107	THR
31	29	111	ARG
31	29	116	VAL
31	29	118	LYS
31	29	119	ARG
31	29	121	ASN
31	29	137	HIS
31	29	141	ILE
31	29	144	ARG
31	29	154	LYS
31	29	167	VAL
31	29	169	ASN
31	29	175	VAL
31	29	179	GLU
31	29	181	LEU
31	29	183	LEU
31	29	184	VAL
31	29	200	GLU
32	39	6	VAL
32	39	8	GLN
32	39	9	ILE
32	39	24	LEU
32	39	32	LEU
32	39	45	ARG
32	39	50	SER
32	39	64	ILE
32	39	67	GLN
32	39	70	THR
32	39	74	ARG
32	39	82	ILE
32	39	88	VAL

Continued on next page...

Continued from previous page...

Mol	Chain	Res	Type
32	39	104	LYS
32	39	106	ARG
32	39	120	GLU
32	39	125	LEU
32	39	127	GLU
32	39	133	ASN
32	39	135	LYS
32	39	153	SER
32	39	158	THR
32	39	160	ASN
32	39	165	ARG
32	39	168	ARG
32	39	174	VAL
32	39	175	THR
32	39	181	LEU
32	39	183	VAL
32	39	189	THR
32	39	194	MET
32	39	197	ASP
32	39	200	GLU
32	39	203	GLN
32	39	205	ARG
32	39	206	ILE
33	49	3	LEU
33	49	4	ASP
33	49	18	GLU
33	49	26	GLN
33	49	28	VAL
33	49	39	ILE
33	49	43	LEU
33	49	47	LYS
33	49	48	GLU
33	49	51	ARG
33	49	52	ILE
33	49	53	LEU
33	49	58	GLN
33	49	60	LEU
33	49	64	THR
33	49	67	LYS
33	49	76	SER
33	49	77	ILE
33	49	80	PHE

Continued on next page...

Continued from previous page...

Mol	Chain	Res	Type
33	49	81	LYS
33	49	82	LEU
33	49	84	LYS
33	49	86	MET
33	49	88	ILE
33	49	91	ARG
33	49	94	LEU
33	49	99	MET
33	49	101	ILE
33	49	104	GLU
33	49	111	LEU
33	49	114	ILE
33	49	115	ARG
33	49	133	LEU
33	49	135	LEU
33	49	144	ILE
33	49	153	ARG
33	49	157	ILE
33	49	159	VAL
33	49	167	GLU
34	59	2	SER
34	59	4	ILE
34	59	7	LEU
34	59	15	VAL
34	59	19	VAL
34	59	23	ARG
34	59	25	LYS
34	59	32	GLU
34	59	44	VAL
34	59	49	VAL
34	59	50	VAL
34	59	64	LEU
34	59	70	THR
34	59	71	LEU
34	59	72	ILE
34	59	83	TYR
34	59	86	GLU
34	59	87	LEU
34	59	88	LEU
34	59	95	ARG
34	59	97	ARG
34	59	98	LEU

Continued on next page...

Continued from previous page...

Mol	Chain	Res	Type
34	59	103	LEU
34	59	119	GLU
34	59	123	PHE
34	59	133	VAL
34	59	136	ILE
34	59	148	ILE
34	59	153	LYS
34	59	162	ILE
34	59	167	GLU
34	59	169	VAL
35	69	1	MET
35	69	2	LYS
35	69	7	GLU
35	69	9	LEU
35	69	20	ASP
35	69	31	LEU
35	69	47	LEU
35	69	48	GLU
35	69	51	ILE
35	69	52	ARG
35	69	56	LYS
35	69	58	LEU
35	69	62	LYS
35	69	74	ASN
35	69	76	THR
35	69	78	THR
35	69	79	ILE
35	69	81	VAL
35	69	85	GLU
35	69	86	THR
35	69	93	THR
35	69	99	GLU
35	69	104	GLN
35	69	107	VAL
35	69	108	THR
35	69	109	ILE
35	69	114	LEU
35	69	118	LYS
35	69	122	GLU
35	69	128	LEU
35	69	136	VAL
35	69	139	GLN

Continued on next page...

Continued from previous page...

Mol	Chain	Res	Type
35	69	140	LEU
37	15	1	MET
37	15	5	VAL
37	15	7	LYS
37	15	8	GLN
37	15	14	VAL
37	15	15	LEU
37	15	23	LEU
37	15	28	THR
37	15	29	LYS
37	15	32	THR
37	15	35	ARG
37	15	41	ASP
37	15	43	THR
37	15	46	VAL
37	15	48	MET
37	15	58	ASP
37	15	61	ARG
37	15	65	LYS
37	15	67	LEU
37	15	70	LYS
37	15	76	SER
37	15	85	ILE
37	15	87	LEU
37	15	89	LYS
37	15	90	MET
37	15	91	LEU
37	15	99	LEU
37	15	112	LEU
37	15	130	HIS
37	15	131	GLN
37	15	137	LYS
38	25	1	MET
38	25	8	LEU
38	25	9	GLU
38	25	13	ASN
38	25	17	ARG
38	25	22	ILE
38	25	23	ARG
38	25	24	VAL
38	25	32	TYR
38	25	42	SER

Continued on next page...

Continued from previous page...

Mol	Chain	Res	Type
38	25	59	LYS
38	25	66	LYS
38	25	69	ILE
38	25	71	ARG
38	25	78	ARG
38	25	82	ASN
38	25	85	VAL
38	25	91	LEU
38	25	96	THR
38	25	109	LYS
38	25	111	PHE
38	25	113	LYS
38	25	114	ILE
38	25	117	LEU
39	35	2	LYS
39	35	15	ARG
39	35	18	ARG
39	35	19	VAL
39	35	21	ARG
39	35	30	THR
39	35	41	ARG
39	35	45	LEU
39	35	50	ARG
39	35	55	ARG
39	35	57	THR
39	35	59	LEU
39	35	61	ARG
39	35	64	LYS
39	35	67	MET
39	35	70	GLN
39	35	71	VAL
39	35	75	ILE
39	35	85	LEU
39	35	86	LYS
39	35	87	ASP
39	35	91	PHE
39	35	92	GLU
39	35	100	LEU
39	35	101	VAL
39	35	105	LEU
39	35	112	LEU
39	35	114	ILE

Continued on next page...

Continued from previous page...

Mol	Chain	Res	Type
39	35	115	LEU
39	35	117	GLU
39	35	123	LEU
39	35	124	LYS
39	35	125	VAL
39	35	132	LYS
39	35	135	LEU
39	35	136	GLU
39	35	138	LEU
39	35	144	GLU
39	35	146	VAL
39	35	147	LEU
39	35	149	GLU
40	45	1	MET
40	45	2	LEU
40	45	3	MET
40	45	7	MET
40	45	10	ARG
40	45	11	LYS
40	45	22	LYS
40	45	25	ASP
40	45	29	PHE
40	45	35	VAL
40	45	38	GLU
40	45	45	GLN
40	45	55	VAL
40	45	58	PHE
40	45	75	THR
40	45	79	LEU
40	45	81	VAL
40	45	82	ARG
40	45	87	LYS
40	45	102	VAL
40	45	103	MET
40	45	106	VAL
40	45	109	VAL
40	45	110	THR
40	45	112	GLU
40	45	113	GLN
40	45	120	ILE
40	45	133	ARG
41	55	1	MET

Continued on next page...

Continued from previous page...

Mol	Chain	Res	Type
41	55	18	LEU
41	55	27	SER
41	55	29	LEU
41	55	30	THR
41	55	34	ILE
41	55	37	THR
41	55	43	GLU
41	55	44	LEU
41	55	45	ARG
41	55	54	LEU
41	55	65	LEU
41	55	67	LEU
41	55	68	ARG
41	55	71	GLN
41	55	74	LYS
41	55	75	LEU
41	55	76	VAL
41	55	79	LEU
41	55	82	GLU
41	55	91	GLN
41	55	104	ARG
41	55	113	LEU
42	65	10	ARG
42	65	15	ARG
42	65	20	ARG
42	65	21	THR
42	65	23	ARG
42	65	25	ARG
42	65	29	PHE
42	65	34	HIS
42	65	42	ASP
42	65	54	LEU
42	65	56	LEU
42	65	59	LYS
42	65	69	VAL
42	65	78	LEU
42	65	84	GLN
42	65	89	ARG
42	65	101	LEU
42	65	103	GLU
42	65	110	LEU
43	75	1	MET

Continued on next page...

Continued from previous page...

Mol	Chain	Res	Type
43	75	2	ASN
43	75	8	LYS
43	75	9	LEU
43	75	13	ARG
43	75	17	THR
43	75	19	LEU
43	75	21	GLU
43	75	29	ARG
43	75	30	VAL
43	75	31	SER
43	75	34	VAL
43	75	38	ASN
43	75	41	ARG
43	75	50	ILE
43	75	51	ARG
43	75	53	ARG
43	75	58	ASN
43	75	62	THR
43	75	63	VAL
43	75	74	ARG
43	75	78	LEU
43	75	85	LYS
43	75	86	ILE
43	75	87	ASP
43	75	88	ILE
43	75	89	VAL
43	75	99	LEU
43	75	108	ARG
43	75	109	GLU
43	75	110	ILE
43	75	111	ARG
43	75	112	ARG
43	75	124	ASP
43	75	125	ARG
43	75	128	GLU
43	75	134	GLU
44	85	5	LYS
44	85	15	LYS
44	85	19	LYS
44	85	20	LEU
44	85	25	TRP
44	85	27	LEU

Continued on next page...

Continued from previous page...

Mol	Chain	Res	Type
44	85	31	SER
44	85	52	ARG
44	85	59	ARG
44	85	60	LEU
44	85	62	ILE
44	85	63	VAL
44	85	64	ARG
44	85	69	CYS
44	85	74	LEU
44	85	83	LEU
44	85	98	LEU
44	85	105	VAL
44	85	108	GLU
45	95	4	ILE
45	95	7	THR
45	95	13	ARG
45	95	14	VAL
45	95	15	GLU
45	95	18	LEU
45	95	32	THR
45	95	35	LEU
45	95	40	LEU
45	95	44	LYS
45	95	46	VAL
45	95	47	VAL
45	95	51	VAL
45	95	66	ARG
45	95	68	LYS
45	95	69	LYS
45	95	72	VAL
45	95	74	LYS
45	95	75	PHE
45	95	76	LYS
45	95	80	GLN
45	95	81	TYR
45	95	82	ARG
45	95	87	HIS
45	95	91	TYR
45	95	95	LEU
45	95	98	GLU
46	A5	1	MET
46	A5	4	LYS

Continued on next page...

Continued from previous page...

Mol	Chain	Res	Type
46	A5	11	ARG
46	A5	19	LEU
46	A5	23	LEU
46	A5	30	GLU
46	A5	33	ARG
46	A5	35	ILE
46	A5	37	ARG
46	A5	39	THR
46	A5	50	VAL
46	A5	51	LEU
46	A5	52	GLU
46	A5	59	VAL
46	A5	63	ASP
46	A5	65	LEU
46	A5	67	ASP
46	A5	76	VAL
46	A5	78	GLU
46	A5	86	LEU
46	A5	96	ILE
46	A5	100	THR
46	A5	107	LEU
46	A5	110	LYS
46	A5	111	HIS
47	B5	6	ASP
47	B5	12	VAL
47	B5	14	SER
47	B5	27	THR
47	B5	30	VAL
47	B5	36	LYS
47	B5	43	VAL
47	B5	45	THR
47	B5	50	LYS
47	B5	52	VAL
47	B5	53	LYS
47	B5	54	VAL
47	B5	64	LYS
47	B5	70	LEU
47	B5	76	ARG
47	B5	80	ILE
47	B5	81	VAL
47	B5	90	GLU
47	B5	92	LEU

Continued on next page...

Continued from previous page...

Mol	Chain	Res	Type
47	B5	93	GLU
48	C5	5	MET
48	C5	7	VAL
48	C5	21	LYS
48	C5	27	VAL
48	C5	38	ILE
48	C5	40	GLU
48	C5	42	VAL
48	C5	44	ILE
48	C5	57	GLN
48	C5	61	ILE
48	C5	67	LEU
48	C5	70	SER
48	C5	71	LYS
48	C5	75	ILE
48	C5	81	LYS
48	C5	84	ARG
48	C5	86	ARG
48	C5	98	VAL
48	C5	102	CYS
48	C5	107	ASP
49	D5	4	ARG
49	D5	5	LEU
49	D5	14	LYS
49	D5	16	SER
49	D5	18	LEU
49	D5	19	ARG
49	D5	24	LEU
49	D5	28	MET
49	D5	31	ARG
49	D5	32	HIS
49	D5	39	VAL
49	D5	41	LEU
49	D5	49	ARG
49	D5	53	ILE
49	D5	54	HIS
49	D5	61	LEU
49	D5	63	ASP
49	D5	71	VAL
49	D5	82	ARG
49	D5	94	GLU
49	D5	96	VAL

Continued on next page...

Continued from previous page...

Mol	Chain	Res	Type
49	D5	117	LEU
49	D5	119	GLU
49	D5	120	ILE
49	D5	121	HIS
49	D5	131	ARG
49	D5	137	ILE
49	D5	146	ILE
49	D5	148	ASP
49	D5	155	LEU
49	D5	157	LEU
49	D5	161	VAL
49	D5	169	GLU
49	D5	174	VAL
49	D5	175	VAL
50	E5	7	LEU
50	E5	10	THR
50	E5	12	ASN
50	E5	20	ARG
50	E5	31	VAL
50	E5	36	ILE
50	E5	37	LEU
50	E5	38	VAL
50	E5	41	ARG
50	E5	43	THR
50	E5	50	ASN
50	E5	55	ARG
50	E5	64	ASP
50	E5	70	GLN
50	E5	75	LEU
50	E5	80	HIS
51	F5	4	VAL
51	F5	7	ILE
51	F5	17	SER
51	F5	21	ARG
51	F5	23	LYS
51	F5	25	LYS
51	F5	27	GLU
51	F5	30	VAL
51	F5	35	THR
51	F5	41	ARG
51	F5	51	VAL
51	F5	56	GLN

Continued on next page...

Continued from previous page...

Mol	Chain	Res	Type
51	F5	59	THR
51	F5	78	LYS
51	F5	80	LEU
51	F5	81	LYS
51	F5	82	LEU
51	F5	88	LYS
51	F5	90	ILE
51	F5	91	LYS
51	F5	93	GLU
51	F5	95	LEU
51	F5	97	LEU
52	G5	3	LEU
52	G5	6	VAL
52	G5	32	LEU
52	G5	35	LEU
52	G5	43	GLN
52	G5	53	LEU
52	G5	55	ARG
52	G5	59	ARG
52	G5	62	THR
52	G5	64	LEU
52	G5	65	ASN
52	G5	69	ARG
53	H5	8	LEU
53	H5	18	ASP
53	H5	24	LYS
53	H5	28	LEU
53	H5	30	ARG
53	H5	32	GLN
53	H5	44	ARG
53	H5	48	GLU
53	H5	53	LEU
53	H5	58	VAL
54	I5	6	HIS
54	I5	31	ILE
54	I5	47	GLN
54	I5	52	THR
54	I5	53	GLU
54	I5	56	VAL
54	I5	58	ARG
54	I5	60	GLN
54	I5	69	LYS

Continued on next page...

Continued from previous page...

Mol	Chain	Res	Type
55	J5	6	VAL
55	J5	11	THR
55	J5	13	LYS
55	J5	16	ARG
55	J5	25	LEU
55	J5	29	THR
55	J5	31	VAL
55	J5	36	CYS
55	J5	37	LYS
55	J5	40	LYS
55	J5	52	TYR
55	J5	55	ARG
55	J5	57	VAL
56	K5	9	LEU
56	K5	12	GLU
56	K5	16	CYS
56	K5	17	LYS
56	K5	18	ARG
56	K5	19	ARG
56	K5	27	LYS
56	K5	30	THR
56	K5	37	ARG
56	K5	44	ARG
56	K5	46	HIS
56	K5	47	THR
56	K5	49	HIS
56	K5	51	GLU
56	K5	53	LYS
57	L5	1	MET
57	L5	2	LYS
57	L5	4	THR
57	L5	9	ARG
57	L5	14	LYS
57	L5	32	LYS
57	L5	36	GLN
57	L5	42	LEU
57	L5	43	THR
57	L5	46	VAL
57	L5	47	ARG
57	L5	49	ARG
58	M5	11	LYS
58	M5	15	LYS

Continued on next page...

Continued from previous page...

Mol	Chain	Res	Type
58	M5	19	SER
58	M5	21	LYS
58	M5	29	LYS
58	M5	34	TRP
58	M5	37	SER
58	M5	39	LYS
58	M5	40	GLU
58	M5	50	LEU
58	M5	52	LYS

Sometimes sidechains can be flipped to improve hydrogen bonding and reduce clashes. All (87) such sidechains are listed below:

Mol	Chain	Res	Type
3	2E	123	GLN
3	2E	136	GLN
5	4E	127	ASN
6	5E	64	GLN
7	6E	37	ASN
7	6E	56	GLN
7	6E	97	GLN
10	1I	78	ASN
11	2I	26	ASN
12	3I	77	HIS
15	6I	62	GLN
16	7I	13	HIS
20	BI	26	ASN
29	71	199	HIS
29	71	227	HIS
32	31	40	GLN
32	31	75	HIS
32	31	169	ASN
33	41	40	ASN
33	41	58	GLN
34	51	147	ASN
35	61	11	ASN
35	61	105	HIS
36	38	21	GLN
37	58	8	GLN
37	58	131	GLN
39	78	13	ASN
39	78	35	HIS
40	88	12	GLN

Continued on next page...

Continued from previous page...

Mol	Chain	Res	Type
40	88	123	HIS
43	B8	38	ASN
43	B8	55	ASN
44	C8	81	HIS
48	G8	6	HIS
49	H8	34	ASN
50	I8	35	ASN
52	K8	43	GLN
54	M8	60	GLN
55	N8	22	HIS
58	Q8	43	GLN
3	22	123	GLN
3	22	136	GLN
3	22	139	GLN
3	22	170	GLN
4	32	45	GLN
4	32	123	HIS
4	32	154	ASN
6	52	27	GLN
6	52	84	ASN
7	62	97	GLN
9	82	31	GLN
9	82	117	HIS
10	1A	13	HIS
13	4A	106	ASN
15	6A	62	GLN
17	8A	45	HIS
18	9A	63	GLN
19	AA	23	ASN
29	79	57	ASN
30	19	96	HIS
30	19	164	GLN
30	19	253	GLN
32	39	29	ASN
32	39	169	ASN
34	59	111	HIS
35	69	74	ASN
35	69	104	GLN
40	45	45	GLN
40	45	89	ASN
41	55	24	GLN
41	55	61	HIS

Continued on next page...

Continued from previous page...

Mol	Chain	Res	Type
43	75	58	ASN
44	85	81	HIS
45	95	80	GLN
46	A5	34	ASN
46	A5	61	ASN
48	C5	43	ASN
48	C5	57	GLN
49	D5	34	ASN
49	D5	118	GLN
50	E5	35	ASN
50	E5	70	GLN
52	G5	46	GLN
53	H5	19	GLN
53	H5	46	ASN
56	K5	26	ASN
56	K5	29	ASN

5.3.3 RNA ⓘ

Mol	Chain	Analysed	Backbone Outliers	Pucker Outliers
1	13	1514/1522 (99%)	370 (24%)	51 (3%)
1	1G	1512/1522 (99%)	388 (25%)	48 (3%)
22	1K	75/76 (98%)	39 (52%)	0
23	2K	75/76 (98%)	22 (29%)	2 (2%)
24	3K	75/76 (98%)	39 (52%)	3 (4%)
24	3L	75/76 (98%)	37 (49%)	1 (1%)
25	4K	29/60 (48%)	8 (27%)	2 (6%)
25	4L	29/60 (48%)	12 (41%)	2 (6%)
26	5K	75/76 (98%)	36 (48%)	5 (6%)
27	14	2872/2917 (98%)	785 (27%)	65 (2%)
27	1H	2885/2917 (98%)	729 (25%)	77 (2%)
28	16	121/122 (99%)	27 (22%)	1 (0%)
28	1J	120/122 (98%)	39 (32%)	4 (3%)
59	1L	75/76 (98%)	35 (46%)	1 (1%)
60	2L	75/76 (98%)	24 (32%)	0
All	All	9607/9774 (98%)	2590 (26%)	262 (2%)

All (2590) RNA backbone outliers are listed below:

Mol	Chain	Res	Type
1	13	5	U

Continued on next page...

Continued from previous page...

Mol	Chain	Res	Type
1	13	6	G
1	13	8	A
1	13	9	G
1	13	28	G
1	13	32	A
1	13	39	G
1	13	44	G
1	13	47	C
1	13	48	C
1	13	50	A
1	13	51	A
1	13	53	A
1	13	54	C
1	13	61	G
1	13	65	U
1	13	66	G
1	13	76	G
1	13	80	G
1	13	81	G
1	13	82	U
1	13	84	U
1	13	85	U
1	13	86	U
1	13	90	C
1	13	91	C
1	13	101	A
1	13	108	G
1	13	113	G
1	13	119	A
1	13	120	A
1	13	121	C
1	13	133	U
1	13	137	C
1	13	144	G
1	13	162	A
1	13	169	C
1	13	170	U
1	13	172	A
1	13	173	U
1	13	181	G
1	13	186(F)	C
1	13	189	U

Continued on next page...

Continued from previous page...

Mol	Chain	Res	Type
1	13	190	G
1	13	191(A)	G
1	13	195	A
1	13	196	A
1	13	197	A
1	13	198	G
1	13	208	U
1	13	209	U
1	13	210	U
1	13	216	G
1	13	220	G
1	13	247	G
1	13	251	G
1	13	258	G
1	13	262	A
1	13	266	G
1	13	267	C
1	13	281	G
1	13	289	G
1	13	299	G
1	13	314	C
1	13	321	A
1	13	328	C
1	13	329	A
1	13	332	G
1	13	335	C
1	13	344	A
1	13	345	C
1	13	346	G
1	13	347	G
1	13	349	A
1	13	352	C
1	13	353	A
1	13	354	G
1	13	356	A
1	13	366	C
1	13	367	U
1	13	373	A
1	13	381	C
1	13	382	A
1	13	384	G
1	13	388	G

Continued on next page...

Continued from previous page...

Mol	Chain	Res	Type
1	13	390	C
1	13	397	A
1	13	398	C
1	13	406	G
1	13	412	A
1	13	413	G
1	13	414	A
1	13	421	U
1	13	422	C
1	13	423	G
1	13	424	G
1	13	429	U
1	13	430	A
1	13	439	A
1	13	440	A
1	13	451	A
1	13	466	C
1	13	467	G
1	13	482	A
1	13	483	C
1	13	484	G
1	13	485	G
1	13	486	U
1	13	496	A
1	13	497	U
1	13	505	G
1	13	509	A
1	13	510	A
1	13	511	C
1	13	518	C
1	13	520	A
1	13	524	G
1	13	527	7MG
1	13	530	G
1	13	531	U
1	13	532	A
1	13	533	A
1	13	534	U
1	13	536	C
1	13	545	C
1	13	547	A
1	13	549	C

Continued on next page...

Continued from previous page...

Mol	Chain	Res	Type
1	13	559	A
1	13	561	U
1	13	562	C
1	13	563	A
1	13	564	C
1	13	566	G
1	13	568	G
1	13	569	C
1	13	572	A
1	13	573	A
1	13	574	A
1	13	576	G
1	13	590	C
1	13	596	C
1	13	614	A
1	13	616	G
1	13	622	A
1	13	630	G
1	13	631	G
1	13	650	G
1	13	653	A
1	13	661	G
1	13	662	G
1	13	665	A
1	13	666	G
1	13	671	G
1	13	687	A
1	13	701	C
1	13	702	A
1	13	703	G
1	13	704	A
1	13	707	C
1	13	711	G
1	13	721	G
1	13	723	U
1	13	724	G
1	13	731	G
1	13	734	G
1	13	747	C
1	13	748	C
1	13	749	C
1	13	752	G

Continued on next page...

Continued from previous page...

Mol	Chain	Res	Type
1	13	753	A
1	13	755	G
1	13	766	A
1	13	777	A
1	13	786	G
1	13	792	A
1	13	793	U
1	13	794	A
1	13	803	G
1	13	809	G
1	13	813	U
1	13	815	A
1	13	817	C
1	13	818	G
1	13	820	U
1	13	825	G
1	13	828	A
1	13	841	U
1	13	843	U
1	13	848	C
1	13	853	G
1	13	858	G
1	13	859	A
1	13	863	U
1	13	870	U
1	13	874	G
1	13	876	G
1	13	902	G
1	13	910	C
1	13	913	A
1	13	914	A
1	13	919	A
1	13	926	G
1	13	927	G
1	13	934	C
1	13	936	C
1	13	957	U
1	13	960	U
1	13	968	A
1	13	969	A
1	13	971	G
1	13	972	C

Continued on next page...

Continued from previous page...

Mol	Chain	Res	Type
1	13	974	A
1	13	975	A
1	13	976	G
1	13	977	A
1	13	980	C
1	13	982	U
1	13	991	U
1	13	992	U
1	13	993	G
1	13	994	A
1	13	998	G
1	13	1001	G
1	13	1004	A
1	13	1005	A
1	13	1006	C
1	13	1008	C
1	13	1009	G
1	13	1011	G
1	13	1017	G
1	13	1021	G
1	13	1022	G
1	13	1024	G
1	13	1025	U
1	13	1026	G
1	13	1028	C
1	13	1028(A)	C
1	13	1029	G
1	13	1031	G
1	13	1032(A)	G
1	13	1033	G
1	13	1034	G
1	13	1037	C
1	13	1038	C
1	13	1040	U
1	13	1042	G
1	13	1053	G
1	13	1054	C
1	13	1055	A
1	13	1064	G
1	13	1066	C
1	13	1077	G
1	13	1082	G

Continued on next page...

Continued from previous page...

Mol	Chain	Res	Type
1	13	1094	G
1	13	1095	U
1	13	1100	C
1	13	1101	A
1	13	1109	C
1	13	1116	C
1	13	1122	U
1	13	1124	G
1	13	1125	U
1	13	1126	U
1	13	1127	G
1	13	1128	C
1	13	1129	C
1	13	1130	A
1	13	1131	G
1	13	1132	C
1	13	1133	G
1	13	1136	U
1	13	1137	C
1	13	1138	G
1	13	1139	G
1	13	1140	C
1	13	1141	C
1	13	1146	A
1	13	1157	A
1	13	1158	C
1	13	1159	U
1	13	1171	G
1	13	1178	G
1	13	1181	G
1	13	1182	G
1	13	1183	A
1	13	1184	G
1	13	1185	G
1	13	1188	A
1	13	1196	U
1	13	1200	C
1	13	1201	A
1	13	1212	U
1	13	1214	C
1	13	1218	C
1	13	1225	A

Continued on next page...

Continued from previous page...

Mol	Chain	Res	Type
1	13	1238	A
1	13	1240	U
1	13	1241	G
1	13	1250	A
1	13	1256	A
1	13	1257	U
1	13	1258	G
1	13	1262	C
1	13	1263	C
1	13	1269	A
1	13	1270	C
1	13	1272	G
1	13	1273	G
1	13	1275	A
1	13	1278	U
1	13	1280	A
1	13	1281	U
1	13	1285	A
1	13	1286	A
1	13	1287	A
1	13	1288	A
1	13	1292	U
1	13	1299	A
1	13	1300	G
1	13	1301	U
1	13	1302	U
1	13	1303	C
1	13	1305	G
1	13	1317	C
1	13	1318	A
1	13	1319	A
1	13	1321	C
1	13	1322	C
1	13	1336	C
1	13	1338	G
1	13	1353	G
1	13	1362(A)	C
1	13	1364	U
1	13	1368	G
1	13	1370	G
1	13	1379	G
1	13	1398	A

Continued on next page...

Continued from previous page...

Mol	Chain	Res	Type
1	13	1402	4OC
1	13	1419	G
1	13	1439	C
1	13	1442	G
1	13	1443	G
1	13	1446	A
1	13	1447	G
1	13	1450	U
1	13	1451	A
1	13	1452	C
1	13	1453	G
1	13	1454	G
1	13	1469	G
1	13	1471	G
1	13	1483	A
1	13	1487	G
1	13	1492	A
1	13	1493	A
1	13	1497	G
1	13	1499	A
1	13	1502	A
1	13	1503	A
1	13	1504	G
1	13	1505	G
1	13	1506	U
1	13	1517	G
1	13	1519	MA6
1	13	1520	G
1	13	1525	G
1	13	1529	G
1	13	1530	G
1	13	1531	A
1	13	1534	A
22	1K	2	C
22	1K	3	C
22	1K	5	G
22	1K	8	4SU
22	1K	9	A
22	1K	10	G
22	1K	11	C
22	1K	15	G
22	1K	16	U

Continued on next page...

Continued from previous page...

Mol	Chain	Res	Type
22	1K	17	C
22	1K	18	G
22	1K	19	G
22	1K	20	U
22	1K	21	A
22	1K	22	G
22	1K	24	G
22	1K	25	C
22	1K	27	G
22	1K	34	G
22	1K	36	A
22	1K	37	MIA
22	1K	44	G
22	1K	45	U
22	1K	46	7MG
22	1K	47	U
22	1K	48	C
22	1K	49	C
22	1K	52	G
22	1K	53	G
22	1K	55	PSU
22	1K	58	A
22	1K	59	U
22	1K	60	U
22	1K	61	C
22	1K	64	A
22	1K	70	G
22	1K	74	C
22	1K	75	C
22	1K	76	A
23	2K	2	C
23	2K	13	C
23	2K	17	C
23	2K	18	G
23	2K	20	H2U
23	2K	21	A
23	2K	22	G
23	2K	30	G
23	2K	36	A
23	2K	37	MIA
23	2K	38	A
23	2K	44	G

Continued on next page...

Continued from previous page...

Mol	Chain	Res	Type
23	2K	45	U
23	2K	46	7MG
23	2K	47	3AU
23	2K	48	C
23	2K	55	PSU
23	2K	58	A
23	2K	69	G
23	2K	72	C
23	2K	74	C
23	2K	76	A
24	3K	2	C
24	3K	3	C
24	3K	5	G
24	3K	6	G
24	3K	8	U
24	3K	9	A
24	3K	10	G
24	3K	13	C
24	3K	17	C
24	3K	18	G
24	3K	19	G
24	3K	20	U
24	3K	21	A
24	3K	23	A
24	3K	24	G
24	3K	26	A
24	3K	27	G
24	3K	31	A
24	3K	32	PSU
24	3K	40	C
24	3K	43	C
24	3K	45	U
24	3K	46	G
24	3K	47	U
24	3K	48	C
24	3K	49	C
24	3K	51	U
24	3K	52	G
24	3K	55	U
24	3K	56	C
24	3K	59	U
24	3K	61	C

Continued on next page...

Continued from previous page...

Mol	Chain	Res	Type
24	3K	62	C
24	3K	64	A
24	3K	66	U
24	3K	68	C
24	3K	72	C
24	3K	73	A
24	3K	75	C
25	4K	31	A
25	4K	42	U
25	4K	45	U
25	4K	46	U
25	4K	49	U
25	4K	54	U
25	4K	56	U
25	4K	57	U
26	5K	2	C
26	5K	3	C
26	5K	8	4SU
26	5K	10	G
26	5K	13	C
26	5K	16	H2U
26	5K	17	C
26	5K	19	G
26	5K	20	H2U
26	5K	21	A
26	5K	22	G
26	5K	23	A
26	5K	27	G
26	5K	34	G
26	5K	35	A
26	5K	37	MIA
26	5K	38	A
26	5K	40	C
26	5K	44	G
26	5K	45	U
26	5K	46	G
26	5K	47	U
26	5K	48	C
26	5K	49	C
26	5K	50	U
26	5K	52	G
26	5K	53	G

Continued on next page...

Continued from previous page...

Mol	Chain	Res	Type
26	5K	54	5MU
26	5K	56	C
26	5K	58	A
26	5K	63	G
26	5K	66	U
26	5K	71	G
26	5K	73	A
26	5K	74	C
26	5K	75	C
27	1H	3	U
27	1H	5	A
27	1H	10	G
27	1H	15	G
27	1H	34	C
27	1H	35	G
27	1H	45	C
27	1H	46	C
27	1H	60	G
27	1H	62	U
27	1H	70	A
27	1H	73	A
27	1H	74	G
27	1H	83	A
27	1H	89	U
27	1H	94	G
27	1H	100	G
27	1H	116	A
27	1H	117	A
27	1H	118	U
27	1H	121	G
27	1H	134	G
27	1H	155	C
27	1H	158	U
27	1H	160	U
27	1H	169	G
27	1H	171	A
27	1H	178	G
27	1H	185	A
27	1H	186	A
27	1H	187	A
27	1H	189	A
27	1H	190	U

Continued on next page...

Continued from previous page...

Mol	Chain	Res	Type
27	1H	204	G
27	1H	205	G
27	1H	206	A
27	1H	207	G
27	1H	211	A
27	1H	212	A
27	1H	213	A
27	1H	217	A
27	1H	218	A
27	1H	219	A
27	1H	220	U
27	1H	222	G
27	1H	223	A
27	1H	238	G
27	1H	239	C
27	1H	242	G
27	1H	254	C
27	1H	255	A
27	1H	256	G
27	1H	259	U
27	1H	262	A
27	1H	266	U
27	1H	267	C
27	1H	272	U
27	1H	273	U
27	1H	274	G
27	1H	275	U
27	1H	276	C
27	1H	283	G
27	1H	289	U
27	1H	290	G
27	1H	298	C
27	1H	304	C
27	1H	319	A
27	1H	324	A
27	1H	336	A
27	1H	340	G
27	1H	341	C
27	1H	352	G
27	1H	354	G
27	1H	355	A
27	1H	358	G

Continued on next page...

Continued from previous page...

Mol	Chain	Res	Type
27	1H	359	C
27	1H	363	G
27	1H	367	G
27	1H	368	C
27	1H	377	G
27	1H	382	A
27	1H	395	C
27	1H	398	G
27	1H	400	G
27	1H	401	U
27	1H	414	G
27	1H	432	C
27	1H	433	U
27	1H	435	G
27	1H	439	G
27	1H	440	A
27	1H	456	A
27	1H	469	G
27	1H	471	C
27	1H	475	U
27	1H	481	A
27	1H	482	C
27	1H	484	A
27	1H	497	A
27	1H	506	A
27	1H	508	G
27	1H	520	G
27	1H	529	A
27	1H	530	U
27	1H	531	A
27	1H	534	G
27	1H	535	C
27	1H	536	C
27	1H	538	G
27	1H	539	A
27	1H	547	G
27	1H	554	A
27	1H	555	A
27	1H	556	G
27	1H	557	C
27	1H	558	A
27	1H	559	G

Continued on next page...

Continued from previous page...

Mol	Chain	Res	Type
27	1H	563	C
27	1H	564	G
27	1H	569	C
27	1H	571	C
27	1H	574	G
27	1H	579	U
27	1H	580	G
27	1H	582	G
27	1H	587	G
27	1H	588	C
27	1H	594	G
27	1H	597	G
27	1H	599	A
27	1H	610	A
27	1H	611	C
27	1H	612	U
27	1H	616	G
27	1H	618	U
27	1H	627	A
27	1H	631	U
27	1H	633	A
27	1H	639	U
27	1H	640	G
27	1H	642	G
27	1H	647	A
27	1H	653	A
27	1H	657	A
27	1H	660	C
27	1H	663	A
27	1H	669	A
27	1H	671	C
27	1H	672	A
27	1H	680	A
27	1H	681	A
27	1H	683	G
27	1H	698	C
27	1H	699	G
27	1H	700	A
27	1H	706	C
27	1H	718	A
27	1H	725	A
27	1H	733	A

Continued on next page...

Continued from previous page...

Mol	Chain	Res	Type
27	1H	734	G
27	1H	749	G
27	1H	750	G
27	1H	757	U
27	1H	763	G
27	1H	765	G
27	1H	770	A
27	1H	778	C
27	1H	788	U
27	1H	793	G
27	1H	797	C
27	1H	799	A
27	1H	824	G
27	1H	827	U
27	1H	830	A
27	1H	832	A
27	1H	833	G
27	1H	838	C
27	1H	840	G
27	1H	841	A
27	1H	848	A
27	1H	850	A
27	1H	853	G
27	1H	860	C
27	1H	867	A
27	1H	875	U
27	1H	876	U
27	1H	893	G
27	1H	894	C
27	1H	895	U
27	1H	902	G
27	1H	907	G
27	1H	909	A
27	1H	917	G
27	1H	925	U
27	1H	926	A
27	1H	928	G
27	1H	929	G
27	1H	930	G
27	1H	931	G
27	1H	932	C
27	1H	933	C

Continued on next page...

Continued from previous page...

Mol	Chain	Res	Type
27	1H	934	C
27	1H	935	A
27	1H	936	C
27	1H	937	C
27	1H	938	A
27	1H	939	G
27	1H	940	C
27	1H	943	A
27	1H	944	C
27	1H	945	C
27	1H	946	A
27	1H	947	A
27	1H	951	C
27	1H	953	G
27	1H	957	A
27	1H	961	C
27	1H	964	A
27	1H	966	G
27	1H	978	G
27	1H	987	A
27	1H	991	A
27	1H	992	G
27	1H	999	A
27	1H	1005	A
27	1H	1007	C
27	1H	1020	G
27	1H	1030	A
27	1H	1036	G
27	1H	1037	A
27	1H	1038	C
27	1H	1043	A
27	1H	1052	C
27	1H	1057	A
27	1H	1058	G
27	1H	1059	U
27	1H	1060	C
27	1H	1069	G
27	1H	1070	U
27	1H	1072	G
27	1H	1073	U
27	1H	1074	A
27	1H	1077	G

Continued on next page...

Continued from previous page...

Mol	Chain	Res	Type
27	1H	1080	U
27	1H	1084	G
27	1H	1085	C
27	1H	1092	A
27	1H	1094	G
27	1H	1095	A
27	1H	1097	A
27	1H	1105	U
27	1H	1107	U
27	1H	1109	G
27	1H	1118	G
27	1H	1121	G
27	1H	1123	C
27	1H	1124	A
27	1H	1125	U
27	1H	1126	C
27	1H	1129	U
27	1H	1130	U
27	1H	1131	A
27	1H	1132	A
27	1H	1133	A
27	1H	1134	G
27	1H	1135	A
27	1H	1136	G
27	1H	1137	U
27	1H	1138	G
27	1H	1145	A
27	1H	1152	U
27	1H	1157	G
27	1H	1158	A
27	1H	1169	G
27	1H	1175	A
27	1H	1176	A
27	1H	1177	U
27	1H	1178	G
27	1H	1181	C
27	1H	1182	G
27	1H	1185	G
27	1H	1188	U
27	1H	1189	A
27	1H	1196	G
27	1H	1199	C

Continued on next page...

Continued from previous page...

Mol	Chain	Res	Type
27	1H	1203	A
27	1H	1204	G
27	1H	1209	G
27	1H	1215	G
27	1H	1216	G
27	1H	1219	G
27	1H	1221	U
27	1H	1222	G
27	1H	1223	A
27	1H	1225	C
27	1H	1226	C
27	1H	1229	G
27	1H	1230	G
27	1H	1238	G
27	1H	1241	G
27	1H	1250	A
27	1H	1251	U
27	1H	1257	U
27	1H	1266	A
27	1H	1267	C
27	1H	1274	G
27	1H	1284	A
27	1H	1288	A
27	1H	1296	U
27	1H	1297	G
27	1H	1300	A
27	1H	1303	G
27	1H	1312	A
27	1H	1314	U
27	1H	1316	A
27	1H	1318	G
27	1H	1319	A
27	1H	1320	U
27	1H	1322	A
27	1H	1323	A
27	1H	1335	U
27	1H	1347	U
27	1H	1348	A
27	1H	1350	G
27	1H	1356	G
27	1H	1361	C
27	1H	1368	A

Continued on next page...

Continued from previous page...

Mol	Chain	Res	Type
27	1H	1374	C
27	1H	1376	U
27	1H	1381	G
27	1H	1384	G
27	1H	1392	C
27	1H	1396	A
27	1H	1399	U
27	1H	1406	A
27	1H	1407	A
27	1H	1411	G
27	1H	1412	A
27	1H	1417	C
27	1H	1431	A
27	1H	1432	G
27	1H	1433	C
27	1H	1436	G
27	1H	1458	C
27	1H	1462	U
27	1H	1463	G
27	1H	1464	C
27	1H	1466	A
27	1H	1467	U
27	1H	1468	G
27	1H	1475	C
27	1H	1492	A
27	1H	1497	A
27	1H	1498	G
27	1H	1500	C
27	1H	1503	G
27	1H	1506	C
27	1H	1507	G
27	1H	1509	G
27	1H	1515	C
27	1H	1519	A
27	1H	1522	C
27	1H	1523	G
27	1H	1524	C
27	1H	1529	U
27	1H	1530	G
27	1H	1532	G
27	1H	1533	A
27	1H	1534	G

Continued on next page...

Continued from previous page...

Mol	Chain	Res	Type
27	1H	1540	C
27	1H	1544	U
27	1H	1552	C
27	1H	1553	C
27	1H	1555	A
27	1H	1556	C
27	1H	1557	A
27	1H	1560	C
27	1H	1561	U
27	1H	1572	G
27	1H	1580	C
27	1H	1581	G
27	1H	1582	U
27	1H	1584	C
27	1H	1585	G
27	1H	1586	G
27	1H	1590	A
27	1H	1591	C
27	1H	1592	A
27	1H	1602	A
27	1H	1606	A
27	1H	1607	G
27	1H	1608	G
27	1H	1617	A
27	1H	1626	U
27	1H	1627	A
27	1H	1633	A
27	1H	1639	C
27	1H	1640	G
27	1H	1644	A
27	1H	1645	C
27	1H	1650	A
27	1H	1653	G
27	1H	1655	A
27	1H	1656	A
27	1H	1657	A
27	1H	1658	C
27	1H	1663	A
27	1H	1664	C
27	1H	1665	A
27	1H	1694	C
27	1H	1695	G

Continued on next page...

Continued from previous page...

Mol	Chain	Res	Type
27	1H	1696	C
27	1H	1700	A
27	1H	1701	G
27	1H	1702	A
27	1H	1706	C
27	1H	1712	A
27	1H	1722	G
27	1H	1729	G
27	1H	1742	C
27	1H	1743	G
27	1H	1751	G
27	1H	1764	G
27	1H	1767	G
27	1H	1768	A
27	1H	1769	U
27	1H	1770	G
27	1H	1772	G
27	1H	1782	G
27	1H	1787	A
27	1H	1792	A
27	1H	1794	A
27	1H	1795	G
27	1H	1796	G
27	1H	1805	A
27	1H	1811	U
27	1H	1812	A
27	1H	1823	A
27	1H	1830	U
27	1H	1831	G
27	1H	1832	C
27	1H	1833	G
27	1H	1834	A
27	1H	1848	G
27	1H	1849	G
27	1H	1851	A
27	1H	1852	U
27	1H	1864	C
27	1H	1865	U
27	1H	1871	G
27	1H	1874	G
27	1H	1878	G
27	1H	1879	A

Continued on next page...

Continued from previous page...

Mol	Chain	Res	Type
27	1H	1880	A
27	1H	1882	G
27	1H	1888	G
27	1H	1890	G
27	1H	1893	G
27	1H	1895	G
27	1H	1897	G
27	1H	1898	C
27	1H	1901	G
27	1H	1905	C
27	1H	1906	G
27	1H	1908	A
27	1H	1911	G
27	1H	1912	A
27	1H	1922	G
27	1H	1923	A
27	1H	1929	G
27	1H	1930	G
27	1H	1937	C
27	1H	1952	G
27	1H	1953	G
27	1H	1959	A
27	1H	1960	A
27	1H	1961	A
27	1H	1962	5MU
27	1H	1963	U
27	1H	1978	U
27	1H	1979	U
27	1H	1983	A
27	1H	1986	U
27	1H	1987	G
27	1H	1990	C
27	1H	1991	G
27	1H	1992	A
27	1H	1993	A
27	1H	1994	A
27	1H	1995	A
27	1H	2003	G
27	1H	2005	C
27	1H	2014	U
27	1H	2015	G
27	1H	2016	U

Continued on next page...

Continued from previous page...

Mol	Chain	Res	Type
27	1H	2028	A
27	1H	2042	A
27	1H	2043	A
27	1H	2046	G
27	1H	2054	A
27	1H	2055	G
27	1H	2056	A
27	1H	2058	G
27	1H	2064	U
27	1H	2066	C
27	1H	2072	G
27	1H	2074	A
27	1H	2077	A
27	1H	2078	C
27	1H	2079	G
27	1H	2082	A
27	1H	2083	A
27	1H	2084	G
27	1H	2085	A
27	1H	2091	U
27	1H	2092	G
27	1H	2094	A
27	1H	2099	U
27	1H	2116	G
27	1H	2122	U
27	1H	2123	G
27	1H	2124	G
27	1H	2134	C
27	1H	2135	G
27	1H	2136	U
27	1H	2137	A
27	1H	2138	G
27	1H	2140	A
27	1H	2141	U
27	1H	2143	G
27	1H	2148	G
27	1H	2149	A
27	1H	2150	G
27	1H	2151	C
27	1H	2152	C
27	1H	2155	U
27	1H	2156	G

Continued on next page...

Continued from previous page...

Mol	Chain	Res	Type
27	1H	2157	A
27	1H	2159	C
27	1H	2161	C
27	1H	2168	C
27	1H	2169	C
27	1H	2170	G
27	1H	2171	G
27	1H	2177	G
27	1H	2180	G
27	1H	2181	A
27	1H	2185	G
27	1H	2186	C
27	1H	2189	G
27	1H	2190	U
27	1H	2191	G
27	1H	2193	A
27	1H	2194	A
27	1H	2196	A
27	1H	2197	C
27	1H	2199	A
27	1H	2204	G
27	1H	2212	U
27	1H	2213	G
27	1H	2215	G
27	1H	2221	A
27	1H	2228	G
27	1H	2229	G
27	1H	2230	A
27	1H	2231	U
27	1H	2232	G
27	1H	2238	A
27	1H	2239	C
27	1H	2251	G
27	1H	2252	G
27	1H	2269	G
27	1H	2288	C
27	1H	2291	A
27	1H	2293	G
27	1H	2294	C
27	1H	2296	C
27	1H	2298	C
27	1H	2299	A

Continued on next page...

Continued from previous page...

Mol	Chain	Res	Type
27	1H	2300	A
27	1H	2301	A
27	1H	2316	G
27	1H	2317	G
27	1H	2318	A
27	1H	2320	G
27	1H	2321	G
27	1H	2324	A
27	1H	2325	U
27	1H	2327	C
27	1H	2332	G
27	1H	2333	A
27	1H	2338	G
27	1H	2339	C
27	1H	2347	G
27	1H	2349	A
27	1H	2354	G
27	1H	2359	A
27	1H	2360	C
27	1H	2361	U
27	1H	2363	C
27	1H	2385	G
27	1H	2392	G
27	1H	2396	G
27	1H	2397	G
27	1H	2398	C
27	1H	2403	U
27	1H	2405	A
27	1H	2419	U
27	1H	2420	G
27	1H	2427	G
27	1H	2435	A
27	1H	2437	C
27	1H	2438	A
27	1H	2440	C
27	1H	2441	G
27	1H	2442	G
27	1H	2443	A
27	1H	2444	U
27	1H	2446	A
27	1H	2447	A
27	1H	2448	A

Continued on next page...

Continued from previous page...

Mol	Chain	Res	Type
27	1H	2452	A
27	1H	2453	C
27	1H	2454	C
27	1H	2461	A
27	1H	2464	A
27	1H	2469	C
27	1H	2472	A
27	1H	2473	U
27	1H	2482	A
27	1H	2483	G
27	1H	2486	U
27	1H	2487	C
27	1H	2488	C
27	1H	2489	A
27	1H	2491	A
27	1H	2493	C
27	1H	2495	G
27	1H	2515	G
27	1H	2516	2MA
27	1H	2517	U
27	1H	2518	G
27	1H	2520	C
27	1H	2530	C
27	1H	2531	A
27	1H	2532	U
27	1H	2538	G
27	1H	2542	G
27	1H	2567	U
27	1H	2569	C
27	1H	2572	C
27	1H	2579	A
27	1H	2580	G
27	1H	2586	C
27	1H	2587	G
27	1H	2588	C
27	1H	2595	G
27	1H	2598	U
27	1H	2612	G
27	1H	2615	A
27	1H	2622	U
27	1H	2624	U
27	1H	2625	C

Continued on next page...

Continued from previous page...

Mol	Chain	Res	Type
27	1H	2642	A
27	1H	2643	G
27	1H	2645	A
27	1H	2647	G
27	1H	2654	G
27	1H	2658	G
27	1H	2668	G
27	1H	2678	A
27	1H	2679	C
27	1H	2686	G
27	1H	2691	C
27	1H	2692	A
27	1H	2694	C
27	1H	2695	U
27	1H	2696	C
27	1H	2699	G
27	1H	2702	U
27	1H	2715	U
27	1H	2716	C
27	1H	2725	U
27	1H	2726	A
27	1H	2727	A
27	1H	2728	G
27	1H	2732	G
27	1H	2740	U
27	1H	2747	A
27	1H	2748	A
27	1H	2756	C
27	1H	2765	G
27	1H	2766	C
27	1H	2771	A
27	1H	2772	A
27	1H	2775	G
27	1H	2776	G
27	1H	2778	A
27	1H	2779	A
27	1H	2780	G
27	1H	2781	C
27	1H	2784	G
27	1H	2792	A
27	1H	2793	U
27	1H	2804	A

Continued on next page...

Continued from previous page...

Mol	Chain	Res	Type
27	1H	2805	C
27	1H	2807	G
27	1H	2810	U
27	1H	2813	A
27	1H	2819	U
27	1H	2829	G
27	1H	2831	A
27	1H	2832	A
27	1H	2841	G
27	1H	2843	U
27	1H	2844	G
27	1H	2845	G
27	1H	2846	A
27	1H	2859	G
27	1H	2877	U
27	1H	2883	G
27	1H	2887	G
27	1H	2890	C
27	1H	2891	C
27	1H	2896	C
27	1H	2897	G
27	1H	2901	G
27	1H	2902	A
27	1H	2904	G
28	16	7	G
28	16	10	C
28	16	11	C
28	16	13	A
28	16	15	A
28	16	16	G
28	16	19	G
28	16	23	G
28	16	25	A
28	16	27	C
28	16	33	G
28	16	40	U
28	16	41	U
28	16	42	C
28	16	43	C
28	16	44	G
28	16	52	A
28	16	53	A

Continued on next page...

Continued from previous page...

Mol	Chain	Res	Type
28	16	56	G
28	16	66	A
28	16	67	G
28	16	73	A
28	16	77	U
28	16	82	G
28	16	89	G
28	16	109	G
28	16	116	G
1	1G	5	U
1	1G	6	G
1	1G	7	G
1	1G	9	G
1	1G	16	A
1	1G	22	G
1	1G	32	A
1	1G	39	G
1	1G	41	G
1	1G	47	C
1	1G	48	C
1	1G	50	A
1	1G	51	A
1	1G	54	C
1	1G	64	G
1	1G	65	U
1	1G	79	G
1	1G	80	G
1	1G	87	A
1	1G	88	C
1	1G	90	C
1	1G	91	C
1	1G	93	U
1	1G	101	A
1	1G	105	G
1	1G	108	G
1	1G	115	G
1	1G	116	A
1	1G	119	A
1	1G	120	A
1	1G	121	C
1	1G	131	C
1	1G	137	C

Continued on next page...

Continued from previous page...

Mol	Chain	Res	Type
1	1G	143	A
1	1G	144	G
1	1G	163	C
1	1G	169	C
1	1G	174	C
1	1G	182	U
1	1G	186	C
1	1G	186(A)	C
1	1G	187	C
1	1G	188	U
1	1G	189	U
1	1G	190	G
1	1G	191(A)	G
1	1G	191(D)	U
1	1G	191(E)	G
1	1G	195	A
1	1G	196	A
1	1G	197	A
1	1G	208	U
1	1G	209	U
1	1G	210	U
1	1G	216	G
1	1G	244	U
1	1G	247	G
1	1G	250	A
1	1G	251	G
1	1G	252	U
1	1G	262	A
1	1G	266	G
1	1G	279	A
1	1G	280	C
1	1G	281	G
1	1G	287	U
1	1G	289	G
1	1G	304	U
1	1G	306	G
1	1G	321	A
1	1G	324	G
1	1G	328	C
1	1G	329	A
1	1G	332	G
1	1G	343	U

Continued on next page...

Continued from previous page...

Mol	Chain	Res	Type
1	1G	345	C
1	1G	346	G
1	1G	347	G
1	1G	350	G
1	1G	351	G
1	1G	352	C
1	1G	353	A
1	1G	354	G
1	1G	367	U
1	1G	372	C
1	1G	373	A
1	1G	388	G
1	1G	397	A
1	1G	398	C
1	1G	406	G
1	1G	409	G
1	1G	410	G
1	1G	412	A
1	1G	413	G
1	1G	414	A
1	1G	419	C
1	1G	421	U
1	1G	422	C
1	1G	423	G
1	1G	424	G
1	1G	429	U
1	1G	434	U
1	1G	439	A
1	1G	442	C
1	1G	452	A
1	1G	465	A
1	1G	466	C
1	1G	467	G
1	1G	475	G
1	1G	478	A
1	1G	482	A
1	1G	484	G
1	1G	485	G
1	1G	486	U
1	1G	496	A
1	1G	497	U
1	1G	505	G

Continued on next page...

Continued from previous page...

Mol	Chain	Res	Type
1	1G	508	C
1	1G	509	A
1	1G	510	A
1	1G	511	C
1	1G	517	G
1	1G	518	C
1	1G	519	C
1	1G	527	7MG
1	1G	530	G
1	1G	532	A
1	1G	533	A
1	1G	536	C
1	1G	545	C
1	1G	546	G
1	1G	547	A
1	1G	559	A
1	1G	561	U
1	1G	562	C
1	1G	563	A
1	1G	564	C
1	1G	568	G
1	1G	572	A
1	1G	573	A
1	1G	576	G
1	1G	596	C
1	1G	607	A
1	1G	614	A
1	1G	615	C
1	1G	623	C
1	1G	626	U
1	1G	628	G
1	1G	631	G
1	1G	641	U
1	1G	650	G
1	1G	653	A
1	1G	661	G
1	1G	665	A
1	1G	687	A
1	1G	688	G
1	1G	693	G
1	1G	702	A
1	1G	703	G

Continued on next page...

Continued from previous page...

Mol	Chain	Res	Type
1	1G	704	A
1	1G	705	U
1	1G	707	C
1	1G	722	A
1	1G	723	U
1	1G	724	G
1	1G	731	G
1	1G	734	G
1	1G	748	C
1	1G	749	C
1	1G	753	A
1	1G	754	C
1	1G	755	G
1	1G	760	G
1	1G	766	A
1	1G	774	G
1	1G	777	A
1	1G	778	G
1	1G	782	A
1	1G	785	G
1	1G	792	A
1	1G	793	U
1	1G	794	A
1	1G	816	A
1	1G	817	C
1	1G	819	A
1	1G	821	G
1	1G	825	G
1	1G	827	U
1	1G	828	A
1	1G	841	U
1	1G	843	U
1	1G	848	C
1	1G	855	G
1	1G	859	A
1	1G	872	A
1	1G	873	A
1	1G	874	G
1	1G	887	G
1	1G	902	G
1	1G	914	A
1	1G	921	U

Continued on next page...

Continued from previous page...

Mol	Chain	Res	Type
1	1G	922	G
1	1G	926	G
1	1G	927	G
1	1G	934	C
1	1G	935	A
1	1G	936	C
1	1G	942	G
1	1G	960	U
1	1G	961	U
1	1G	963	G
1	1G	968	A
1	1G	969	A
1	1G	972	C
1	1G	974	A
1	1G	975	A
1	1G	976	G
1	1G	977	A
1	1G	978	A
1	1G	979	C
1	1G	980	C
1	1G	981	U
1	1G	984	C
1	1G	986	A
1	1G	991	U
1	1G	992	U
1	1G	993	G
1	1G	1006	C
1	1G	1008	C
1	1G	1009	G
1	1G	1016	A
1	1G	1017	G
1	1G	1024	G
1	1G	1025	U
1	1G	1026	G
1	1G	1028	C
1	1G	1028(A)	C
1	1G	1029	G
1	1G	1032(A)	G
1	1G	1033	G
1	1G	1035	A
1	1G	1036	G
1	1G	1040	U

Continued on next page...

Continued from previous page...

Mol	Chain	Res	Type
1	1G	1046	A
1	1G	1047	G
1	1G	1048	G
1	1G	1049	U
1	1G	1050	G
1	1G	1053	G
1	1G	1054	C
1	1G	1055	A
1	1G	1060	C
1	1G	1066	C
1	1G	1094	G
1	1G	1095	U
1	1G	1099	G
1	1G	1101	A
1	1G	1113	C
1	1G	1117	G
1	1G	1118	C
1	1G	1122	U
1	1G	1124	G
1	1G	1125	U
1	1G	1127	G
1	1G	1128	C
1	1G	1129	C
1	1G	1130	A
1	1G	1131	G
1	1G	1132	C
1	1G	1136	U
1	1G	1137	C
1	1G	1138	G
1	1G	1139	G
1	1G	1146	A
1	1G	1149	C
1	1G	1151	A
1	1G	1154	G
1	1G	1157	A
1	1G	1158	C
1	1G	1159	U
1	1G	1160	G
1	1G	1171	G
1	1G	1177	G
1	1G	1181	G
1	1G	1182	G

Continued on next page...

Continued from previous page...

Mol	Chain	Res	Type
1	1G	1183	A
1	1G	1184	G
1	1G	1186	G
1	1G	1187	G
1	1G	1193	G
1	1G	1196	U
1	1G	1197	G
1	1G	1198	G
1	1G	1199	U
1	1G	1201	A
1	1G	1202	G
1	1G	1206	G
1	1G	1207	2MG
1	1G	1211	U
1	1G	1212	U
1	1G	1213	A
1	1G	1214	C
1	1G	1227	A
1	1G	1229	A
1	1G	1231	G
1	1G	1236	A
1	1G	1238	A
1	1G	1241	G
1	1G	1255	G
1	1G	1256	A
1	1G	1257	U
1	1G	1258	G
1	1G	1261	A
1	1G	1267	C
1	1G	1270	C
1	1G	1272	G
1	1G	1273	G
1	1G	1278	U
1	1G	1280	A
1	1G	1281	U
1	1G	1285	A
1	1G	1286	A
1	1G	1287	A
1	1G	1288	A
1	1G	1289	A
1	1G	1297	C
1	1G	1298	C

Continued on next page...

Continued from previous page...

Mol	Chain	Res	Type
1	1G	1299	A
1	1G	1300	G
1	1G	1301	U
1	1G	1305	G
1	1G	1306	A
1	1G	1314	C
1	1G	1318	A
1	1G	1320	C
1	1G	1321	C
1	1G	1322	C
1	1G	1323	G
1	1G	1327	C
1	1G	1331	G
1	1G	1332	A
1	1G	1335	C
1	1G	1336	C
1	1G	1337	G
1	1G	1338	G
1	1G	1346	A
1	1G	1347	G
1	1G	1348	U
1	1G	1350	A
1	1G	1353	G
1	1G	1360	A
1	1G	1362(A)	C
1	1G	1363	A
1	1G	1364	U
1	1G	1365	G
1	1G	1368	G
1	1G	1370	G
1	1G	1380	U
1	1G	1397	C
1	1G	1399	C
1	1G	1400	5MC
1	1G	1402	4OC
1	1G	1419	G
1	1G	1441	G
1	1G	1442	G
1	1G	1443	G
1	1G	1446	A
1	1G	1449	C
1	1G	1450	U

Continued on next page...

Continued from previous page...

Mol	Chain	Res	Type
1	1G	1451	A
1	1G	1452	C
1	1G	1453	G
1	1G	1469	G
1	1G	1490	C
1	1G	1492	A
1	1G	1498	UR3
1	1G	1499	A
1	1G	1502	A
1	1G	1506	U
1	1G	1507	A
1	1G	1517	G
1	1G	1519	MA6
1	1G	1520	G
1	1G	1529	G
1	1G	1530	G
1	1G	1537	U
1	1G	1538	C
1	1G	1541	U
59	1L	9	A
59	1L	10	G
59	1L	11	C
59	1L	12	U
59	1L	13	C
59	1L	16	U
59	1L	17	C
59	1L	18	G
59	1L	19	G
59	1L	21	A
59	1L	22	G
59	1L	24	G
59	1L	38	A
59	1L	41	C
59	1L	44	G
59	1L	46	G
59	1L	47	U
59	1L	48	C
59	1L	49	C
59	1L	56	C
59	1L	57	G
59	1L	58	A
59	1L	59	U

Continued on next page...

Continued from previous page...

Mol	Chain	Res	Type
59	1L	60	U
59	1L	61	C
59	1L	64	A
59	1L	66	U
59	1L	69	G
59	1L	70	G
59	1L	71	G
59	1L	72	C
59	1L	73	A
59	1L	74	C
59	1L	75	C
59	1L	76	A
60	2L	2	C
60	2L	3	C
60	2L	8	4SU
60	2L	16	H2U
60	2L	17	C
60	2L	18	G
60	2L	19	G
60	2L	20	U
60	2L	21	A
60	2L	22	G
60	2L	29	G
60	2L	42	C
60	2L	43	C
60	2L	44	G
60	2L	45	U
60	2L	46	7MG
60	2L	47	3AU
60	2L	54	5MU
60	2L	55	PSU
60	2L	58	A
60	2L	61	C
60	2L	67	C
60	2L	74	C
60	2L	76	A
24	3L	9	A
24	3L	10	G
24	3L	12	U
24	3L	13	C
24	3L	15	G
24	3L	16	U

Continued on next page...

Continued from previous page...

Mol	Chain	Res	Type
24	3L	17	C
24	3L	19	G
24	3L	20	U
24	3L	21	A
24	3L	22	G
24	3L	24	G
24	3L	26	A
24	3L	28	G
24	3L	31	A
24	3L	32	PSU
24	3L	34	G
24	3L	44	G
24	3L	45	U
24	3L	46	G
24	3L	47	U
24	3L	48	C
24	3L	49	C
24	3L	51	U
24	3L	52	G
24	3L	55	U
24	3L	58	A
24	3L	59	U
24	3L	61	C
24	3L	63	G
24	3L	64	A
24	3L	66	U
24	3L	67	C
24	3L	69	G
24	3L	70	G
24	3L	72	C
24	3L	73	A
25	4L	29	G
25	4L	37	G
25	4L	42	U
25	4L	43	U
25	4L	46	U
25	4L	49	U
25	4L	51	U
25	4L	52	U
25	4L	54	U
25	4L	55	U
25	4L	56	U

Continued on next page...

Continued from previous page...

Mol	Chain	Res	Type
25	4L	57	U
27	14	3	U
27	14	4	C
27	14	9	U
27	14	13	A
27	14	30	G
27	14	34	C
27	14	35	G
27	14	40	C
27	14	46	C
27	14	49	A
27	14	50	U
27	14	51	G
27	14	58	G
27	14	60	G
27	14	61	G
27	14	67	U
27	14	68	G
27	14	69	C
27	14	71	A
27	14	72	U
27	14	74	A
27	14	75	G
27	14	78	A
27	14	83	G
27	14	84	A
27	14	85	G
27	14	95	G
27	14	101	G
27	14	102	G
27	14	106	C
27	14	118	A
27	14	119	A
27	14	120	U
27	14	121	G
27	14	125	G
27	14	129	C
27	14	138	G
27	14	140	A
27	14	141	A
27	14	147	U
27	14	154	G

Continued on next page...

Continued from previous page...

Mol	Chain	Res	Type
27	14	155	C
27	14	161	U
27	14	162	U
27	14	171	G
27	14	173	G
27	14	175	G
27	14	176	G
27	14	181	A
27	14	182	A
27	14	195	A
27	14	196	A
27	14	199	A
27	14	201	C
27	14	204	A
27	14	205	G
27	14	206	U
27	14	214	G
27	14	216	A
27	14	221	A
27	14	222	A
27	14	225	A
27	14	229	A
27	14	233	A
27	14	235	U
27	14	248	G
27	14	249	C
27	14	250	G
27	14	252	G
27	14	265	A
27	14	266	G
27	14	270(J)	G
27	14	270(K)	C
27	14	270(L)	U
27	14	270(M)	U
27	14	270(N)	G
27	14	270(O)	U
27	14	270(P)	C
27	14	270(U)	C
27	14	270(V)	G
27	14	270(Z)	U
27	14	271(C)	U
27	14	271	G

Continued on next page...

Continued from previous page...

Mol	Chain	Res	Type
27	14	273(C)	C
27	14	273(D)	C
27	14	273(F)	C
27	14	276	A
27	14	277	C
27	14	278	A
27	14	279	C
27	14	283	A
27	14	288	C
27	14	289	A
27	14	290	G
27	14	295	G
27	14	308	G
27	14	311	A
27	14	312	G
27	14	315	G
27	14	317	G
27	14	329	G
27	14	330	A
27	14	345	A
27	14	347	A
27	14	352	G
27	14	356	G
27	14	362	U
27	14	363(A)	A
27	14	363(B)	G
27	14	363(E)	U
27	14	363(F)	A
27	14	364	C
27	14	365	C
27	14	372	G
27	14	386	G
27	14	395	U
27	14	396	G
27	14	404	C
27	14	405	U
27	14	406	G
27	14	407	G
27	14	411	G
27	14	412	A
27	14	426	C
27	14	428	A

Continued on next page...

Continued from previous page...

Mol	Chain	Res	Type
27	14	434	U
27	14	443	A
27	14	444	C
27	14	448	U
27	14	449	A
27	14	451	C
27	14	454	A
27	14	455	C
27	14	457	A
27	14	458	G
27	14	464	U
27	14	470	A
27	14	471	A
27	14	475	U
27	14	480	A
27	14	481	G
27	14	494	G
27	14	496	G
27	14	504	U
27	14	505	A
27	14	508	G
27	14	509	C
27	14	512	G
27	14	524	U
27	14	526	A
27	14	527	C
27	14	529	A
27	14	530	G
27	14	531	C
27	14	532	A
27	14	533	G
27	14	534	U
27	14	537	C
27	14	549	G
27	14	553	U
27	14	556	G
27	14	563	G
27	14	573	G
27	14	575	A
27	14	587	C
27	14	588	U
27	14	592	G

Continued on next page...

Continued from previous page...

Mol	Chain	Res	Type
27	14	593	G
27	14	601	C
27	14	603	A
27	14	604	G
27	14	607	U
27	14	609(A)	G
27	14	612	G
27	14	613	U
27	14	614	U
27	14	615	G
27	14	617	G
27	14	621	A
27	14	622	G
27	14	626	U
27	14	627	A
27	14	637	A
27	14	645	C
27	14	646	A
27	14	652	C
27	14	653	A
27	14	654	A
27	14	654(A)	A
27	14	654(R)	C
27	14	654(S)	G
27	14	654(T)	A
27	14	657	U
27	14	659	C
27	14	668	G
27	14	670	A
27	14	677	A
27	14	686	G
27	14	704	G
27	14	709	U
27	14	712	G
27	14	717	G
27	14	722	A
27	14	730	C
27	14	762	U
27	14	765	G
27	14	776	G
27	14	779	U
27	14	782	A

Continued on next page...

Continued from previous page...

Mol	Chain	Res	Type
27	14	783	A
27	14	784	A
27	14	785	G
27	14	789	A
27	14	792	G
27	14	793	A
27	14	796	C
27	14	805	G
27	14	812	C
27	14	819	A
27	14	827	U
27	14	828	U
27	14	829	A
27	14	830	G
27	14	832	G
27	14	842	G
27	14	846	C
27	14	847	U
27	14	848	G
27	14	859	G
27	14	865	C
27	14	866	A
27	14	870	A
27	14	871	U
27	14	878	A
27	14	883	G
27	14	885	C
27	14	886	C
27	14	887	A
27	14	888	C
27	14	889	C
27	14	890	A
27	14	894	C
27	14	896	A
27	14	897	C
27	14	899	A
27	14	900	A
27	14	901	A
27	14	904	C
27	14	905	U
27	14	907	U
27	14	910	A

Continued on next page...

Continued from previous page...

Mol	Chain	Res	Type
27	14	911	A
27	14	914	C
27	14	915	C
27	14	917	A
27	14	919	G
27	14	931	G
27	14	932	G
27	14	938	G
27	14	941	A
27	14	945	A
27	14	946	G
27	14	958	U
27	14	959	A
27	14	961	C
27	14	971	C
27	14	974	G
27	14	982	C
27	14	983	A
27	14	986	C
27	14	990	A
27	14	991	C
27	14	996	A
27	14	1010	A
27	14	1011	G
27	14	1012	U
27	14	1013	C
27	14	1020	A
27	14	1022	G
27	14	1025	G
27	14	1026	U
27	14	1027	A
27	14	1030	G
27	14	1032	A
27	14	1033	U
27	14	1037	G
27	14	1045	A
27	14	1047	G
27	14	1048	A
27	14	1050	A
27	14	1054	A
27	14	1056	G
27	14	1057	A

Continued on next page...

Continued from previous page...

Mol	Chain	Res	Type
27	14	1059	G
27	14	1060	U
27	14	1061	U
27	14	1062	G
27	14	1080	A
27	14	1083	U
27	14	1086	A
27	14	1088	A
27	14	1089	G
27	14	1090	U
27	14	1105	U
27	14	1111	A
27	14	1112	G
27	14	1122	G
27	14	1129	A
27	14	1130	U
27	14	1131	G
27	14	1133	U
27	14	1135	C
27	14	1136	G
27	14	1139	G
27	14	1142	U
27	14	1142(A)	A
27	14	1143	A
27	14	1155	A
27	14	1159	U
27	14	1160	G
27	14	1173	G
27	14	1174	A
27	14	1175	U
27	14	1176	G
27	14	1177	A
27	14	1178	C
27	14	1179	C
27	14	1180	C
27	14	1195	G
27	14	1198	U
27	14	1205	U
27	14	1206	G
27	14	1210	A
27	14	1211	U
27	14	1212	G

Continued on next page...

Continued from previous page...

Mol	Chain	Res	Type
27	14	1220	A
27	14	1221	C
27	14	1225	C
27	14	1228	G
27	14	1236	G
27	14	1244	G
27	14	1247	A
27	14	1248	G
27	14	1250	G
27	14	1253	A
27	14	1255	U
27	14	1256	G
27	14	1257	C
27	14	1265	A
27	14	1269	A
27	14	1271	G
27	14	1272	A
27	14	1273	U
27	14	1280	G
27	14	1284	A
27	14	1287	A
27	14	1300	U
27	14	1301	A
27	14	1302	A
27	14	1308	A
27	14	1309	G
27	14	1314	C
27	14	1317	A
27	14	1319	G
27	14	1321	A
27	14	1329	U
27	14	1332	G
27	14	1341	U
27	14	1345	C
27	14	1352	U
27	14	1358	G
27	14	1359	A
27	14	1360	A
27	14	1365	A
27	14	1368	G
27	14	1370	C
27	14	1371	G

Continued on next page...

Continued from previous page...

Mol	Chain	Res	Type
27	14	1379	A
27	14	1384	A
27	14	1385	G
27	14	1386	C
27	14	1388	G
27	14	1395	A
27	14	1407	C
27	14	1408	C
27	14	1416	G
27	14	1417	C
27	14	1421	G
27	14	1427	A
27	14	1428	C
27	14	1435	G
27	14	1437	C
27	14	1439	A
27	14	1444(A)	A
27	14	1445	C
27	14	1449	A
27	14	1449(A)	G
27	14	1451	C
27	14	1453	A
27	14	1458	C
27	14	1459	G
27	14	1460	A
27	14	1461	G
27	14	1467	C
27	14	1471	A
27	14	1475	G
27	14	1476	C
27	14	1478	G
27	14	1482	U
27	14	1483	G
27	14	1485	G
27	14	1486	A
27	14	1488	G
27	14	1490	A
27	14	1493	C
27	14	1494	A
27	14	1495	A
27	14	1498	C
27	14	1499	C

Continued on next page...

Continued from previous page...

Mol	Chain	Res	Type
27	14	1502	C
27	14	1503	U
27	14	1505	C
27	14	1506	C
27	14	1508	A
27	14	1509	C
27	14	1510	A
27	14	1513	C
27	14	1515	C
27	14	1522	G
27	14	1526	G
27	14	1528	A
27	14	1534	G
27	14	1535	U
27	14	1537	C
27	14	1538	G
27	14	1543	A
27	14	1544	C
27	14	1545	A
27	14	1554	A
27	14	1555	G
27	14	1558	A
27	14	1559	G
27	14	1569	A
27	14	1574	C
27	14	1578	U
27	14	1579	A
27	14	1581	G
27	14	1582	C
27	14	1585	C
27	14	1586	A
27	14	1587	A
27	14	1588	C
27	14	1595	G
27	14	1598	C
27	14	1608	A
27	14	1609	A
27	14	1610	A
27	14	1616	A
27	14	1618	A
27	14	1628	G
27	14	1630(A)	C

Continued on next page...

Continued from previous page...

Mol	Chain	Res	Type
27	14	1632	A
27	14	1639	U
27	14	1640	C
27	14	1647	G
27	14	1648	C
27	14	1653	G
27	14	1654	A
27	14	1663	C
27	14	1664	A
27	14	1671	U
27	14	1674	G
27	14	1675	C
27	14	1676	A
27	14	1679	U
27	14	1681	G
27	14	1686	C
27	14	1694	C
27	14	1696	G
27	14	1700	A
27	14	1701	A
27	14	1725	G
27	14	1726	G
27	14	1728	G
27	14	1729	A
27	14	1731	G
27	14	1735	C
27	14	1742	C
27	14	1756	G
27	14	1758	G
27	14	1762	A
27	14	1763	G
27	14	1764	G
27	14	1767	C
27	14	1773	A
27	14	1780	A
27	14	1782	C
27	14	1783	A
27	14	1786	A
27	14	1788	C
27	14	1791	A
27	14	1800	C
27	14	1801	G

Continued on next page...

Continued from previous page...

Mol	Chain	Res	Type
27	14	1816	G
27	14	1820	U
27	14	1826	G
27	14	1828	G
27	14	1829	A
27	14	1836	C
27	14	1839	G
27	14	1846	G
27	14	1847	A
27	14	1849	G
27	14	1858	G
27	14	1871	A
27	14	1872	A
27	14	1878	G
27	14	1882	C
27	14	1888	G
27	14	1889	A
27	14	1899	G
27	14	1900	A
27	14	1906	G
27	14	1913	A
27	14	1914	C
27	14	1916	A
27	14	1922	G
27	14	1929	G
27	14	1930	G
27	14	1931	U
27	14	1935	G
27	14	1936	A
27	14	1937	A
27	14	1938	A
27	14	1943	U
27	14	1948	G
27	14	1955	U
27	14	1956	U
27	14	1962	5MC
27	14	1963	U
27	14	1967	C
27	14	1970	A
27	14	1971	A
27	14	1972	A
27	14	1982	C

Continued on next page...

Continued from previous page...

Mol	Chain	Res	Type
27	14	1986	A
27	14	1993	U
27	14	1996	C
27	14	2016	U
27	14	2023	G
27	14	2027	G
27	14	2031	A
27	14	2032	G
27	14	2033	A
27	14	2043	C
27	14	2049	G
27	14	2053	G
27	14	2054	A
27	14	2055	C
27	14	2056	G
27	14	2059	A
27	14	2060	A
27	14	2061	G
27	14	2062	A
27	14	2063	C
27	14	2069	G
27	14	2071	A
27	14	2072	G
27	14	2074	U
27	14	2093	G
27	14	2096	U
27	14	2099	U
27	14	2108	C
27	14	2110	G
27	14	2111	C
27	14	2113	U
27	14	2114	A
27	14	2115	G
27	14	2116	G
27	14	2117	A
27	14	2118	U
27	14	2119	A
27	14	2123	G
27	14	2125	G
27	14	2126	A
27	14	2127	G
27	14	2128	C

Continued on next page...

Continued from previous page...

Mol	Chain	Res	Type
27	14	2131	G
27	14	2132	U
27	14	2133	G
27	14	2135	A
27	14	2136	C
27	14	2147	G
27	14	2149	G
27	14	2158	A
27	14	2159	G
27	14	2168	G
27	14	2169	A
27	14	2171	A
27	14	2172	U
27	14	2173	A
27	14	2174	C
27	14	2177	C
27	14	2188	C
27	14	2189	U
27	14	2190	G
27	14	2192	G
27	14	2198	A
27	14	2210	G
27	14	2211	G
27	14	2212	A
27	14	2215	G
27	14	2225	A
27	14	2226	C
27	14	2238	G
27	14	2239	G
27	14	2240	C
27	14	2245	U
27	14	2246	G
27	14	2252	G
27	14	2275	C
27	14	2280	G
27	14	2283	C
27	14	2286	A
27	14	2287	A
27	14	2288	A
27	14	2289	G
27	14	2297	C
27	14	2304	G

Continued on next page...

Continued from previous page...

Mol	Chain	Res	Type
27	14	2307	G
27	14	2308	G
27	14	2311	A
27	14	2312	U
27	14	2319	G
27	14	2320	A
27	14	2321	G
27	14	2324	C
27	14	2325	G
27	14	2326	C
27	14	2334	G
27	14	2343	C
27	14	2345	G
27	14	2346	A
27	14	2347	C
27	14	2349	G
27	14	2350	C
27	14	2354	G
27	14	2372	G
27	14	2377	A
27	14	2383	G
27	14	2385	C
27	14	2392	A
27	14	2400	G
27	14	2402	C
27	14	2403	C
27	14	2406	U
27	14	2411	A
27	14	2418	A
27	14	2422	A
27	14	2423	U
27	14	2425	A
27	14	2426	A
27	14	2428	G
27	14	2429	G
27	14	2430	A
27	14	2431	U
27	14	2434	A
27	14	2435	A
27	14	2439	A
27	14	2440	C
27	14	2441	C

Continued on next page...

Continued from previous page...

Mol	Chain	Res	Type
27	14	2444	G
27	14	2445	G
27	14	2447	G
27	14	2448	A
27	14	2450	A
27	14	2460	U
27	14	2469	A
27	14	2470	G
27	14	2474	C
27	14	2475	C
27	14	2476	A
27	14	2478	A
27	14	2482	G
27	14	2489	G
27	14	2497	A
27	14	2501	C
27	14	2502	G
27	14	2505	G
27	14	2506	U
27	14	2507	C
27	14	2513	G
27	14	2518	A
27	14	2519	U
27	14	2520	C
27	14	2524	G
27	14	2530	A
27	14	2535	G
27	14	2542	A
27	14	2543	G
27	14	2552	OMU
27	14	2554	U
27	14	2555	U
27	14	2556	C
27	14	2566	A
27	14	2567	G
27	14	2568	C
27	14	2569	G
27	14	2570	G
27	14	2572	A
27	14	2582	G
27	14	2585	U
27	14	2586	C

Continued on next page...

Continued from previous page...

Mol	Chain	Res	Type
27	14	2602	A
27	14	2603	G
27	14	2609	U
27	14	2610	C
27	14	2611	U
27	14	2612	C
27	14	2615	U
27	14	2629	A
27	14	2630	G
27	14	2635	C
27	14	2645	G
27	14	2646	C
27	14	2654	A
27	14	2655	G
27	14	2659	G
27	14	2665	A
27	14	2673	G
27	14	2689	U
27	14	2690	C
27	14	2691	C
27	14	2702	U
27	14	2703	C
27	14	2707	G
27	14	2712	U
27	14	2712(A)	A
27	14	2713	A
27	14	2714	G
27	14	2718	G
27	14	2726	U
27	14	2733	A
27	14	2736	G
27	14	2741	A
27	14	2744	G
27	14	2748	A
27	14	2750	A
27	14	2751	G
27	14	2752	C
27	14	2754	U
27	14	2757	A
27	14	2761	G
27	14	2762	G
27	14	2763	G

Continued on next page...

Continued from previous page...

Mol	Chain	Res	Type
27	14	2765	A
27	14	2766	G
27	14	2770	G
27	14	2777	G
27	14	2778	A
27	14	2779	U
27	14	2790	A
27	14	2791	C
27	14	2794	C
27	14	2797	U
27	14	2808	U
27	14	2810	A
27	14	2818	G
27	14	2820	A
27	14	2821	A
27	14	2827	C
27	14	2833	G
27	14	2834	G
27	14	2835	A
27	14	2836	U
27	14	2860	A
27	14	2867	G
27	14	2872	G
27	14	2879	C
27	14	2880	C
27	14	2883	A
27	14	2895	U
27	14	2896	C
27	14	2897	U
27	14	2902	C
28	1J	2	C
28	1J	3	C
28	1J	5	C
28	1J	7	G
28	1J	8	U
28	1J	12	C
28	1J	13	A
28	1J	15	A
28	1J	16	G
28	1J	22	U
28	1J	24	G
28	1J	25	A

Continued on next page...

Continued from previous page...

Mol	Chain	Res	Type
28	1J	30	C
28	1J	35	U
28	1J	40	U
28	1J	41	U
28	1J	42	C
28	1J	44	G
28	1J	45	A
28	1J	47	C
28	1J	53	A
28	1J	58	A
28	1J	65	C
28	1J	67	G
28	1J	73	A
28	1J	75	G
28	1J	81	G
28	1J	86	G
28	1J	88	C
28	1J	89	G
28	1J	89(A)	A
28	1J	90	C
28	1J	99	A
28	1J	101	A
28	1J	102	G
28	1J	107	U
28	1J	109	G
28	1J	112	G
28	1J	117	G

All (262) RNA pucker outliers are listed below:

Mol	Chain	Res	Type
1	13	5	U
1	13	31	G
1	13	50	A
1	13	60	A
1	13	89	U
1	13	119	A
1	13	189	U
1	13	190	G
1	13	197	A
1	13	250	A
1	13	266	G

Continued on next page...

Continued from previous page...

Mol	Chain	Res	Type
1	13	328	C
1	13	366	C
1	13	372	C
1	13	412	A
1	13	428	G
1	13	429	U
1	13	481	G
1	13	484	G
1	13	485	G
1	13	496	A
1	13	509	A
1	13	530	G
1	13	532	A
1	13	533	A
1	13	560	U
1	13	701	C
1	13	703	G
1	13	748	C
1	13	792	A
1	13	812	C
1	13	913	A
1	13	991	U
1	13	992	U
1	13	1025	U
1	13	1027	C
1	13	1054	C
1	13	1094	G
1	13	1125	U
1	13	1127	G
1	13	1139	G
1	13	1145	C
1	13	1183	A
1	13	1200	C
1	13	1211	U
1	13	1285	A
1	13	1300	G
1	13	1301	U
1	13	1302	U
1	13	1452	C
1	13	1503	A
23	2K	20	H2U
23	2K	45	U

Continued on next page...

Continued from previous page...

Mol	Chain	Res	Type
24	3K	2	C
24	3K	18	G
24	3K	60	U
25	4K	44	U
25	4K	56	U
26	5K	20	H2U
26	5K	34	G
26	5K	44	G
26	5K	65	G
26	5K	73	A
27	1H	34	C
27	1H	69	G
27	1H	186	A
27	1H	189	A
27	1H	206	A
27	1H	218	A
27	1H	219	A
27	1H	400	G
27	1H	432	C
27	1H	529	A
27	1H	534	G
27	1H	538	G
27	1H	554	A
27	1H	579	U
27	1H	611	C
27	1H	671	C
27	1H	679	A
27	1H	699	G
27	1H	733	A
27	1H	812	A
27	1H	894	C
27	1H	906	U
27	1H	928	G
27	1H	991	A
27	1H	1007	C
27	1H	1020	G
27	1H	1069	G
27	1H	1073	U
27	1H	1104	A
27	1H	1132	A
27	1H	1136	G
27	1H	1156	C

Continued on next page...

Continued from previous page...

Mol	Chain	Res	Type
27	1H	1224	C
27	1H	1250	A
27	1H	1256	A
27	1H	1287	U
27	1H	1322	A
27	1H	1463	G
27	1H	1467	U
27	1H	1474	A
27	1H	1508	A
27	1H	1606	A
27	1H	1655	A
27	1H	1693	G
27	1H	1700	A
27	1H	1701	G
27	1H	1729	G
27	1H	1742	C
27	1H	1831	G
27	1H	1851	A
27	1H	1878	G
27	1H	1922	G
27	1H	1962	5MU
27	1H	2007	G
27	1H	2015	G
27	1H	2042	A
27	1H	2083	A
27	1H	2115	U
27	1H	2147	G
27	1H	2190	U
27	1H	2229	G
27	1H	2359	A
27	1H	2418	G
27	1H	2419	U
27	1H	2439	A
27	1H	2452	A
27	1H	2460	G
27	1H	2481	G
27	1H	2494	G
27	1H	2531	A
27	1H	2579	A
27	1H	2694	C
27	1H	2725	U
27	1H	2765	G

Continued on next page...

Continued from previous page...

Mol	Chain	Res	Type
27	1H	2770	U
27	1H	2804	A
27	1H	2843	U
28	16	66	A
1	1G	5	U
1	1G	64	G
1	1G	86	U
1	1G	115	G
1	1G	119	A
1	1G	130	A
1	1G	181	G
1	1G	201	C
1	1G	209	U
1	1G	250	A
1	1G	251	G
1	1G	279	A
1	1G	327	A
1	1G	328	C
1	1G	353	A
1	1G	412	A
1	1G	485	G
1	1G	509	A
1	1G	532	A
1	1G	560	U
1	1G	575	G
1	1G	687	A
1	1G	701	C
1	1G	703	G
1	1G	748	C
1	1G	872	A
1	1G	913	A
1	1G	960	U
1	1G	974	A
1	1G	992	U
1	1G	1027	C
1	1G	1049	U
1	1G	1123	A
1	1G	1126	U
1	1G	1157	A
1	1G	1196	U
1	1G	1200	C
1	1G	1240	U

Continued on next page...

Continued from previous page...

Mol	Chain	Res	Type
1	1G	1256	A
1	1G	1285	A
1	1G	1297	C
1	1G	1300	G
1	1G	1322	C
1	1G	1331	G
1	1G	1336	C
1	1G	1346	A
1	1G	1347	G
1	1G	1452	C
59	1L	10	G
24	3L	58	A
25	4L	53	U
25	4L	56	U
27	14	34	C
27	14	49	A
27	14	74	A
27	14	128	C
27	14	195	A
27	14	205	G
27	14	276	A
27	14	278	A
27	14	294	A
27	14	403	U
27	14	479	A
27	14	554	U
27	14	587	C
27	14	603	A
27	14	653	A
27	14	654(S)	G
27	14	764	A
27	14	846	C
27	14	865	C
27	14	877	U
27	14	886	C
27	14	888	C
27	14	893	C
27	14	1085	A
27	14	1126	A
27	14	1142(A)	A
27	14	1171	G
27	14	1204	A

Continued on next page...

Continued from previous page...

Mol	Chain	Res	Type
27	14	1210	A
27	14	1300	U
27	14	1301	A
27	14	1378	A
27	14	1427	A
27	14	1558	A
27	14	1608	A
27	14	1652	A
27	14	1653	G
27	14	1695	G
27	14	1762	A
27	14	1819	A
27	14	1915	5MU
27	14	1929	G
27	14	1930	G
27	14	1955	U
27	14	1992	G
27	14	2032	G
27	14	2110	G
27	14	2157	G
27	14	2191	G
27	14	2210	G
27	14	2211	G
27	14	2238	G
27	14	2402	C
27	14	2422	A
27	14	2439	A
27	14	2447	G
27	14	2481	G
27	14	2602	A
27	14	2689	U
27	14	2725	A
27	14	2756	U
27	14	2776	A
27	14	2790	A
27	14	2859	G
27	14	2867	G
28	1J	11	C
28	1J	24	G
28	1J	66	A
28	1J	89	G

5.4 Non-standard residues in protein, DNA, RNA chains ⓘ

92 non-standard protein/DNA/RNA residues are modelled in this entry.

In the following table, the Counts columns list the number of bonds (or angles) for which Mogul statistics could be retrieved, the number of bonds (or angles) that are observed in the model and the number of bonds (or angles) that are defined in the Chemical Component Dictionary. The Link column lists molecule types, if any, to which the group is linked. The Z score for a bond length (or angle) is the number of standard deviations the observed value is removed from the expected value. A bond length (or angle) with $|Z| > 2$ is considered an outlier worth inspection. RMSZ is the root-mean-square of all Z scores of the bond lengths (or angles).

Mol	Type	Chain	Res	Link	Bond lengths			Bond angles		
					Counts	RMSZ	# Z > 2	Counts	RMSZ	# Z > 2
27	5MC	1H	1985	61,27	19,22,23	3.73	7 (36%)	26,32,35	1.45	3 (11%)
1	M2G	1G	966	1	24,27,28	2.86	8 (33%)	33,40,43	1.64	7 (21%)
27	PSU	1H	1934	27	18,21,22	1.13	2 (11%)	21,30,33	1.91	6 (28%)
27	5MU	14	1915	27	19,22,23	4.01	5 (26%)	27,32,35	3.45	9 (33%)
27	5MU	1H	1938	27	19,22,23	4.29	5 (26%)	27,32,35	3.91	10 (37%)
1	4OC	13	1402	62,1	20,23,24	2.87	8 (40%)	25,32,35	1.49	4 (16%)
1	2MG	13	1207	61,1	23,26,27	2.80	9 (39%)	33,38,41	2.49	13 (39%)
59	PSU	1L	39	59	18,21,22	1.16	3 (16%)	21,30,33	2.18	7 (33%)
22	PSU	1K	32	61,22	18,21,22	1.12	1 (5%)	21,30,33	1.32	2 (9%)
26	PSU	5K	32	26	18,21,22	1.16	1 (5%)	21,30,33	1.81	4 (19%)
27	2MA	1H	2516	61,27	22,25,26	3.21	8 (36%)	32,37,40	2.15	9 (28%)
23	5MU	2K	54	23	19,22,23	3.80	5 (26%)	27,32,35	3.28	7 (25%)
60	5MU	2L	54	60	19,22,23	3.86	5 (26%)	27,32,35	3.13	10 (37%)
60	PSU	2L	55	60	18,21,22	1.37	2 (11%)	21,30,33	1.82	4 (19%)
1	M2G	13	966	1	24,27,28	2.69	9 (37%)	33,40,43	1.67	9 (27%)
22	4SU	1K	8	22	18,21,22	1.84	5 (27%)	25,30,33	2.38	6 (24%)
22	5MU	1K	54	22	19,22,23	3.92	5 (26%)	27,32,35	3.22	10 (37%)
23	PSU	2K	39	23	18,21,22	1.37	2 (11%)	21,30,33	2.02	5 (23%)
24	PSU	3L	39	24	18,21,22	1.20	1 (5%)	21,30,33	1.73	4 (19%)
1	5MC	13	1404	1	19,22,23	3.24	8 (42%)	26,32,35	1.20	1 (3%)
27	OMU	1H	2565	27,62	19,22,23	2.13	6 (31%)	25,31,34	2.51	10 (40%)
1	5MC	13	967	1	19,22,23	3.90	8 (42%)	26,32,35	1.09	1 (3%)
60	7MG	2L	46	60	23,26,27	3.21	6 (26%)	27,39,42	2.77	10 (37%)
60	3AU	2L	47	60	24,28,29	2.83	8 (33%)	30,40,43	2.02	8 (26%)
24	PSU	3K	39	24	18,21,22	1.20	1 (5%)	21,30,33	1.74	4 (19%)
27	OMC	14	1920	27	19,22,23	1.73	3 (15%)	25,31,34	1.11	1 (4%)

Mol	Type	Chain	Res	Link	Bond lengths			Bond angles		
					Counts	RMSZ	# Z > 2	Counts	RMSZ	# Z > 2
12	0TD	3I	89	12	8,9,10	2.12	1 (12%)	6,11,13	3.49	3 (50%)
23	3AU	2K	47	23	24,28,29	2.97	6 (25%)	30,40,43	1.81	7 (23%)
23	4SU	2K	8	23	18,21,22	1.81	4 (22%)	25,30,33	2.52	6 (24%)
23	PSU	2K	32	23	18,21,22	1.11	2 (11%)	21,30,33	1.98	5 (23%)
24	PSU	3L	32	24	18,21,22	1.18	2 (11%)	21,30,33	1.86	4 (19%)
26	5MU	5K	54	26	19,22,23	4.04	5 (26%)	27,32,35	3.15	9 (33%)
59	MIA	1L	37	59	28,31,32	2.21	4 (14%)	38,44,47	3.07	13 (34%)
60	PSU	2L	39	60	18,21,22	1.21	1 (5%)	21,30,33	1.79	4 (19%)
1	UR3	13	1498	1	19,22,23	2.75	5 (26%)	26,32,35	2.23	7 (26%)
27	5MC	14	1942	27	19,22,23	3.95	8 (42%)	26,32,35	1.34	5 (19%)
1	5MC	13	1400	1	19,22,23	3.86	8 (42%)	26,32,35	1.09	2 (7%)
12	0TD	3A	89	12	8,9,10	1.38	1 (12%)	6,11,13	1.75	2 (33%)
27	5MC	14	1962	61,27	19,22,23	3.62	8 (42%)	26,32,35	1.29	3 (11%)
26	4SU	5K	8	26	18,21,22	1.80	3 (16%)	25,30,33	2.51	5 (20%)
23	PSU	2K	55	23	18,21,22	1.27	1 (5%)	21,30,33	1.76	3 (14%)
27	5MU	1H	1962	61,27	19,22,23	3.41	5 (26%)	27,32,35	4.32	10 (37%)
24	PSU	3K	32	24	18,21,22	1.07	1 (5%)	21,30,33	1.73	4 (19%)
27	PSU	1H	2618	27	18,21,22	1.30	3 (16%)	21,30,33	2.02	7 (33%)
27	2MA	14	2503	61,27,62	22,25,26	3.20	7 (31%)	32,37,40	2.37	10 (31%)
23	7MG	2K	46	23	23,26,27	3.02	7 (30%)	27,39,42	2.78	9 (33%)
1	5MC	13	1407	1	19,22,23	3.46	8 (42%)	26,32,35	1.09	2 (7%)
1	MA6	1G	1519	1	23,26,27	1.46	6 (26%)	33,38,41	2.69	11 (33%)
22	MIA	1K	37	22	28,31,32	2.14	4 (14%)	38,44,47	2.95	13 (34%)
22	7MG	1K	46	22	23,26,27	3.08	7 (30%)	27,39,42	2.83	9 (33%)
1	MA6	13	1518	1	23,26,27	1.31	5 (21%)	33,38,41	2.63	11 (33%)
1	5MC	1G	1400	1	19,22,23	4.03	8 (42%)	26,32,35	1.46	5 (19%)
27	PSU	14	1917	27	18,21,22	1.14	2 (11%)	21,30,33	1.76	5 (23%)
59	PSU	1L	32	59	18,21,22	1.03	1 (5%)	21,30,33	1.54	3 (14%)
26	MIA	5K	37	26	28,31,32	2.49	5 (17%)	38,44,47	3.38	16 (42%)
27	OMU	14	2552	27,62	19,22,23	2.46	6 (31%)	25,31,34	2.03	6 (24%)
60	4SU	2L	8	60	18,21,22	1.85	3 (16%)	25,30,33	2.26	6 (24%)
23	H2U	2K	16	23	18,21,22	1.93	4 (22%)	19,30,33	1.57	4 (21%)
1	PSU	13	516	62,1	18,21,22	0.92	1 (5%)	21,30,33	1.68	4 (19%)
27	5MU	14	1939	61,27	19,22,23	3.85	5 (26%)	27,32,35	3.43	9 (33%)
26	PSU	5K	55	26	18,21,22	1.18	1 (5%)	21,30,33	1.73	4 (19%)

Mol	Type	Chain	Res	Link	Bond lengths			Bond angles		
					Counts	RMSZ	# Z > 2	Counts	RMSZ	# Z > 2
27	PSU	14	1911	27	18,21,22	1.14	1 (5%)	21,30,33	1.61	4 (19%)
1	5MC	1G	1404	1	19,22,23	3.72	8 (42%)	26,32,35	1.50	3 (11%)
59	5MU	1L	54	59	19,22,23	3.92	5 (26%)	27,32,35	3.23	8 (29%)
27	5MC	1H	1965	27	19,22,23	3.41	8 (42%)	26,32,35	1.45	5 (19%)
1	4OC	1G	1402	62,1	20,23,24	2.63	7 (35%)	25,32,35	1.63	5 (20%)
26	H2U	5K	16	26	18,21,22	2.21	4 (22%)	19,30,33	1.64	4 (21%)
1	UR3	1G	1498	1	19,22,23	2.67	6 (31%)	26,32,35	2.06	5 (19%)
1	MA6	1G	1518	1	23,26,27	1.46	5 (21%)	33,38,41	2.57	12 (36%)
60	PSU	2L	32	60	18,21,22	1.05	1 (5%)	21,30,33	2.16	5 (23%)
23	H2U	2K	20	23	18,21,22	2.16	4 (22%)	19,30,33	1.55	3 (15%)
60	H2U	2L	16	60	18,21,22	2.15	4 (22%)	19,30,33	1.68	4 (21%)
27	PSU	14	2605	27	18,21,22	1.36	3 (16%)	21,30,33	2.20	7 (33%)
23	MIA	2K	37	23	28,31,32	2.30	4 (14%)	38,44,47	2.53	13 (34%)
1	5MC	1G	1407	1	19,22,23	3.54	8 (42%)	26,32,35	1.20	3 (11%)
60	MIA	2L	37	60	28,31,32	2.21	3 (10%)	38,44,47	2.90	12 (31%)
27	OMG	14	2251	60,61,27	23,26,27	4.97	10 (43%)	32,38,41	4.60	17 (53%)
26	H2U	5K	20	26,28	18,21,22	2.38	4 (22%)	19,30,33	1.68	4 (21%)
1	MA6	13	1519	1	23,26,27	1.48	4 (17%)	33,38,41	3.02	13 (39%)
27	PSU	1H	1940	27	18,21,22	0.95	1 (5%)	21,30,33	1.70	4 (19%)
22	PSU	1K	39	22	18,21,22	1.08	1 (5%)	21,30,33	2.15	4 (19%)
1	7MG	1G	527	61,1	23,26,27	3.06	7 (30%)	27,39,42	2.86	9 (33%)
22	PSU	1K	55	22	18,21,22	1.18	1 (5%)	21,30,33	1.99	6 (28%)
24	MIA	3L	37	24	28,31,32	2.43	3 (10%)	38,44,47	3.29	14 (36%)
1	2MG	1G	1207	1	23,26,27	2.93	8 (34%)	33,38,41	2.30	12 (36%)
27	OMG	1H	2264	23,61,27	23,26,27	4.69	10 (43%)	32,38,41	4.45	17 (53%)
1	7MG	13	527	61,1	23,26,27	3.00	9 (39%)	27,39,42	2.79	8 (29%)
24	MIA	3K	37	25,24	28,31,32	2.42	4 (14%)	38,44,47	3.16	15 (39%)
26	PSU	5K	39	26	18,21,22	1.25	1 (5%)	21,30,33	1.89	5 (23%)
27	OMC	1H	1943	61,27	19,22,23	1.72	3 (15%)	25,31,34	1.33	4 (16%)
1	PSU	1G	516	62,1	18,21,22	1.20	1 (5%)	21,30,33	1.55	2 (9%)
1	5MC	1G	967	1	19,22,23	3.80	8 (42%)	26,32,35	1.14	2 (7%)

In the following table, the Chirals column lists the number of chiral outliers, the number of chiral centers analysed, the number of these observed in the model and the number defined in the Chemical Component Dictionary. Similar counts are reported in the Torsion and Rings columns. '-' means no outliers of that kind were identified.

Mol	Type	Chain	Res	Link	Chirals	Torsions	Rings
27	5MC	1H	1985	61,27	-	0/7/25/26	0/2/2/2
1	M2G	1G	966	1	-	0/11/29/30	0/3/3/3
27	PSU	1H	1934	27	-	0/7/25/26	0/2/2/2
27	5MU	14	1915	27	-	0/7/25/26	0/2/2/2
27	5MU	1H	1938	27	-	3/7/25/26	0/2/2/2
1	4OC	13	1402	62,1	-	2/9/29/30	0/2/2/2
1	2MG	13	1207	61,1	-	0/9/27/28	0/3/3/3
59	PSU	1L	39	59	-	0/7/25/26	0/2/2/2
22	PSU	1K	32	61,22	-	0/7/25/26	0/2/2/2
26	PSU	5K	32	26	-	0/7/25/26	0/2/2/2
27	2MA	1H	2516	61,27	-	2/7/25/26	0/3/3/3
23	5MU	2K	54	23	-	0/7/25/26	0/2/2/2
60	5MU	2L	54	60	-	2/7/25/26	0/2/2/2
60	PSU	2L	55	60	-	0/7/25/26	0/2/2/2
1	M2G	13	966	1	-	0/11/29/30	0/3/3/3
22	4SU	1K	8	22	-	1/7/25/26	0/2/2/2
22	5MU	1K	54	22	-	0/7/25/26	0/2/2/2
23	PSU	2K	39	23	-	0/7/25/26	0/2/2/2
24	PSU	3L	39	24	-	0/7/25/26	0/2/2/2
1	5MC	13	1404	1	-	0/7/25/26	0/2/2/2
27	OMU	1H	2565	27,62	-	0/9/27/28	0/2/2/2
1	5MC	13	967	1	-	0/7/25/26	0/2/2/2
60	7MG	2L	46	60	-	2/7/37/38	0/3/3/3
60	3AU	2L	47	60	-	7/16/34/35	0/2/2/2
24	PSU	3K	39	24	-	0/7/25/26	0/2/2/2
27	OMC	14	1920	27	-	2/9/27/28	0/2/2/2
12	0TD	3I	89	12	-	3/7/12/14	-
23	3AU	2K	47	23	-	7/16/34/35	0/2/2/2
23	4SU	2K	8	23	-	0/7/25/26	0/2/2/2
23	PSU	2K	32	23	-	0/7/25/26	0/2/2/2
24	PSU	3L	32	24	-	5/7/25/26	0/2/2/2
26	5MU	5K	54	26	-	2/7/25/26	0/2/2/2
59	MIA	1L	37	59	-	2/15/33/34	0/3/3/3
60	PSU	2L	39	60	-	0/7/25/26	0/2/2/2
1	UR3	13	1498	1	-	2/7/25/26	0/2/2/2
27	5MC	14	1942	27	-	0/7/25/26	0/2/2/2
1	5MC	13	1400	1	-	0/7/25/26	0/2/2/2
12	0TD	3A	89	12	-	4/7/12/14	-
27	5MC	14	1962	61,27	-	2/7/25/26	0/2/2/2

Continued on next page...

Continued from previous page...

Mol	Type	Chain	Res	Link	Chirals	Torsions	Rings
26	4SU	5K	8	26	-	2/7/25/26	0/2/2/2
23	PSU	2K	55	23	-	2/7/25/26	0/2/2/2
27	5MU	1H	1962	61,27	-	2/7/25/26	0/2/2/2
24	PSU	3K	32	24	-	2/7/25/26	0/2/2/2
27	PSU	1H	2618	27	-	0/7/25/26	0/2/2/2
27	2MA	14	2503	61,27,62	-	0/7/25/26	0/3/3/3
23	7MG	2K	46	23	-	0/7/37/38	0/3/3/3
1	5MC	13	1407	1	-	0/7/25/26	0/2/2/2
1	MA6	1G	1519	1	-	2/11/29/30	0/3/3/3
22	MIA	1K	37	22	-	4/15/33/34	0/3/3/3
22	7MG	1K	46	22	-	2/7/37/38	0/3/3/3
1	MA6	13	1518	1	-	0/11/29/30	0/3/3/3
1	5MC	1G	1400	1	-	2/7/25/26	0/2/2/2
27	PSU	14	1917	27	-	0/7/25/26	0/2/2/2
59	PSU	1L	32	59	-	0/7/25/26	0/2/2/2
26	MIA	5K	37	26	-	6/15/33/34	0/3/3/3
27	OMU	14	2552	27,62	-	4/9/27/28	0/2/2/2
60	4SU	2L	8	60	-	2/7/25/26	0/2/2/2
23	H2U	2K	16	23	-	0/7/38/39	0/2/2/2
1	PSU	13	516	62,1	-	0/7/25/26	0/2/2/2
27	5MU	14	1939	61,27	-	0/7/25/26	0/2/2/2
26	PSU	5K	55	26	-	2/7/25/26	0/2/2/2
27	PSU	14	1911	27	-	0/7/25/26	0/2/2/2
1	5MC	1G	1404	1	-	0/7/25/26	0/2/2/2
59	5MU	1L	54	59	-	0/7/25/26	0/2/2/2
27	5MC	1H	1965	27	-	0/7/25/26	0/2/2/2
1	4OC	1G	1402	62,1	-	2/9/29/30	0/2/2/2
26	H2U	5K	16	26	-	3/7/38/39	0/2/2/2
1	UR3	1G	1498	1	-	0/7/25/26	0/2/2/2
1	MA6	1G	1518	1	-	4/11/29/30	0/3/3/3
60	PSU	2L	32	60	-	0/7/25/26	0/2/2/2
23	H2U	2K	20	23	-	4/7/38/39	0/2/2/2
60	H2U	2L	16	60	-	0/7/38/39	0/2/2/2
27	PSU	14	2605	27	-	0/7/25/26	0/2/2/2
23	MIA	2K	37	23	-	3/15/33/34	0/3/3/3
1	5MC	1G	1407	1	-	0/7/25/26	0/2/2/2
60	MIA	2L	37	60	-	4/15/33/34	0/3/3/3
27	OMG	14	2251	60,61,27	-	0/9/27/28	0/3/3/3

Continued on next page...

Continued from previous page...

Mol	Type	Chain	Res	Link	Chirals	Torsions	Rings
26	H2U	5K	20	26,28	-	5/7/38/39	0/2/2/2
1	MA6	13	1519	1	-	3/11/29/30	0/3/3/3
27	PSU	1H	1940	27	-	0/7/25/26	0/2/2/2
22	PSU	1K	39	22	-	0/7/25/26	0/2/2/2
1	7MG	1G	527	61,1	-	2/7/37/38	0/3/3/3
22	PSU	1K	55	22	-	2/7/25/26	0/2/2/2
24	MIA	3L	37	24	-	4/15/33/34	0/3/3/3
1	2MG	1G	1207	1	-	2/9/27/28	0/3/3/3
27	OMG	1H	2264	23,61,27	-	0/9/27/28	0/3/3/3
1	7MG	13	527	61,1	-	2/7/37/38	0/3/3/3
24	MIA	3K	37	25,24	-	8/15/33/34	0/3/3/3
26	PSU	5K	39	26	-	1/7/25/26	0/2/2/2
27	OMC	1H	1943	61,27	-	0/9/27/28	0/2/2/2
1	PSU	1G	516	62,1	-	0/7/25/26	0/2/2/2
1	5MC	1G	967	1	-	0/7/25/26	0/2/2/2

All (425) bond length outliers are listed below:

Mol	Chain	Res	Type	Atoms	Z	Observed(Å)	Ideal(Å)
27	1H	1938	5MU	C2-N1	14.65	1.61	1.38
26	5K	54	5MU	C2-N1	13.23	1.59	1.38
27	14	1915	5MU	C2-N1	13.02	1.58	1.38
60	2L	54	5MU	C2-N1	12.79	1.58	1.38
59	1L	54	5MU	C2-N1	12.63	1.58	1.38
22	1K	54	5MU	C2-N1	12.51	1.58	1.38
27	14	1939	5MU	C2-N1	12.50	1.58	1.38
23	2K	54	5MU	C2-N1	12.49	1.58	1.38
27	14	2251	OMG	C5-N7	-11.74	1.15	1.39
27	14	2251	OMG	C4-N3	10.82	1.59	1.34
27	1H	1962	5MU	C2-N1	10.74	1.55	1.38
27	1H	2264	OMG	C4-N3	10.66	1.58	1.34
27	1H	2264	OMG	C5-N7	-10.08	1.18	1.39
27	14	2503	2MA	C4-N3	9.86	1.47	1.34
1	13	1400	5MC	C6-C5	9.42	1.49	1.34
27	14	1942	5MC	C6-C5	9.29	1.49	1.34
27	1H	2516	2MA	C4-N3	9.09	1.46	1.34
1	13	967	5MC	C6-C5	9.06	1.49	1.34
1	1G	1400	5MC	C6-C5	8.91	1.49	1.34
1	1G	967	5MC	C6-C5	8.70	1.48	1.34
23	2K	47	3AU	C2-N1	8.68	1.50	1.38

Continued on next page...

Continued from previous page...

Mol	Chain	Res	Type	Atoms	Z	Observed(Å)	Ideal(Å)
1	13	1407	5MC	C6-C5	8.63	1.48	1.34
60	2L	47	3AU	C2-N1	8.63	1.50	1.38
1	1G	1404	5MC	C6-C5	8.60	1.48	1.34
23	2K	37	MIA	C13-C14	8.52	1.57	1.32
60	2L	46	7MG	C4-N9	-8.45	1.27	1.37
24	3L	37	MIA	C13-C14	8.44	1.57	1.32
27	1H	1985	5MC	C6-C5	8.42	1.48	1.34
27	1H	2264	OMG	C5-C4	8.38	1.62	1.38
26	5K	37	MIA	C13-C14	8.37	1.57	1.32
24	3K	37	MIA	C13-C14	8.35	1.57	1.32
27	14	2251	OMG	C6-N1	-8.30	1.23	1.38
1	1G	1407	5MC	C6-C5	8.28	1.48	1.34
60	2L	46	7MG	C5-N7	8.25	1.46	1.35
60	2L	37	MIA	C13-C14	8.18	1.56	1.32
22	1K	37	MIA	C13-C14	8.18	1.56	1.32
59	1L	37	MIA	C13-C14	8.18	1.56	1.32
1	1G	1400	5MC	C4-N3	8.17	1.47	1.34
27	14	2251	OMG	C8-N7	-8.13	1.09	1.32
27	14	1962	5MC	C6-C5	8.10	1.47	1.34
1	13	1404	5MC	C6-C5	8.09	1.47	1.34
27	14	2251	OMG	C4-N9	8.08	1.58	1.38
22	1K	46	7MG	C5-N7	8.08	1.45	1.35
27	1H	1965	5MC	C6-C5	7.97	1.47	1.34
1	13	967	5MC	C4-N3	7.79	1.46	1.34
27	1H	2264	OMG	C6-N1	-7.76	1.24	1.38
27	14	2251	OMG	C5-C4	7.70	1.60	1.38
27	1H	1985	5MC	C4-N3	7.68	1.46	1.34
26	5K	20	H2U	C2-N1	7.62	1.46	1.35
1	13	1498	UR3	C2-N1	7.59	1.49	1.38
1	13	1400	5MC	C4-N3	7.53	1.46	1.34
27	1H	2264	OMG	C8-N7	-7.53	1.11	1.32
27	1H	2264	OMG	C4-N9	7.53	1.57	1.38
1	1G	966	M2G	C2-N2	7.47	1.48	1.35
23	2K	46	7MG	C4-N9	-7.46	1.28	1.37
1	1G	967	5MC	C4-N3	7.46	1.46	1.34
1	1G	527	7MG	C5-N7	7.45	1.45	1.35
23	2K	46	7MG	C5-N7	7.38	1.45	1.35
1	1G	527	7MG	C4-N9	-7.36	1.28	1.37
27	14	1942	5MC	C4-N3	7.31	1.45	1.34
1	1G	1207	2MG	C2-N3	7.30	1.45	1.32
22	1K	46	7MG	C4-N9	-7.26	1.28	1.37
27	1H	1985	5MC	C2-N3	7.23	1.50	1.36

Continued on next page...

Continued from previous page...

Mol	Chain	Res	Type	Atoms	Z	Observed(Å)	Ideal(Å)
26	5K	37	MIA	C6-N6	7.14	1.45	1.34
1	13	1207	2MG	C2-N3	7.09	1.45	1.32
1	1G	966	M2G	C4-N3	7.08	1.50	1.34
27	1H	1965	5MC	C4-N3	6.98	1.45	1.34
1	13	527	7MG	C4-N9	-6.95	1.29	1.37
23	2K	47	3AU	C2-N3	6.93	1.50	1.38
24	3K	37	MIA	C6-N6	6.91	1.45	1.34
24	3L	37	MIA	C6-N6	6.88	1.45	1.34
27	14	1939	5MU	C4-N3	-6.86	1.26	1.38
27	14	1942	5MC	C2-N3	6.83	1.49	1.36
27	14	1915	5MU	C4-N3	-6.81	1.26	1.38
1	1G	1400	5MC	C2-N3	6.78	1.49	1.36
59	1L	37	MIA	C6-N6	6.77	1.45	1.34
60	2L	37	MIA	C6-N6	6.77	1.45	1.34
1	1G	1498	UR3	C2-N1	6.74	1.47	1.38
27	14	1962	5MC	C4-N3	6.73	1.44	1.34
1	1G	1407	5MC	C4-N3	6.73	1.44	1.34
1	13	527	7MG	C5-N7	6.69	1.44	1.35
1	13	967	5MC	C2-N3	6.68	1.49	1.36
23	2K	20	H2U	C2-N1	6.67	1.44	1.35
1	1G	1404	5MC	C4-N3	6.65	1.44	1.34
1	13	1407	5MC	C2-N3	6.64	1.49	1.36
27	1H	1938	5MU	C4-N3	-6.64	1.26	1.38
1	1G	1207	2MG	C2-N2	6.58	1.47	1.33
26	5K	16	H2U	C2-N1	6.55	1.44	1.35
1	13	966	M2G	C2-N2	6.49	1.47	1.35
23	2K	47	3AU	C6-C5	6.48	1.50	1.35
1	1G	1404	5MC	C5-C4	6.43	1.49	1.44
60	2L	54	5MU	C4-N3	-6.43	1.26	1.38
27	1H	1962	5MU	C4-N3	-6.42	1.26	1.38
1	13	966	M2G	C4-N3	6.40	1.48	1.34
1	1G	1400	5MC	C5-C4	6.35	1.48	1.44
1	1G	967	5MC	C2-N3	6.30	1.48	1.36
1	1G	1207	2MG	C4-N3	6.30	1.48	1.34
1	13	1207	2MG	C4-N3	6.26	1.48	1.34
22	1K	54	5MU	C4-N3	-6.25	1.27	1.38
27	1H	1938	5MU	C6-N1	6.24	1.48	1.38
23	2K	46	7MG	C4-N3	6.23	1.48	1.34
59	1L	54	5MU	C4-N3	-6.23	1.27	1.38
1	13	1498	UR3	C6-C5	6.21	1.49	1.35
1	13	1400	5MC	C5-C4	6.16	1.48	1.44
23	2K	37	MIA	C6-N6	6.16	1.44	1.34

Continued on next page...

Continued from previous page...

Mol	Chain	Res	Type	Atoms	Z	Observed(Å)	Ideal(Å)
60	2L	47	3AU	C6-C5	6.14	1.49	1.35
26	5K	54	5MU	C4-N3	-6.12	1.27	1.38
26	5K	54	5MU	C2-N3	6.08	1.48	1.38
1	1G	1498	UR3	C6-C5	6.07	1.49	1.35
1	13	527	7MG	C4-N3	6.07	1.48	1.34
1	13	1402	4OC	C4-N3	6.03	1.42	1.32
1	1G	1404	5MC	C2-N3	6.02	1.48	1.36
22	1K	46	7MG	C4-N3	6.01	1.48	1.34
60	2L	47	3AU	C2-N3	6.00	1.49	1.38
1	13	1407	5MC	C4-N3	6.00	1.43	1.34
1	1G	1407	5MC	C2-N3	5.97	1.48	1.36
1	1G	527	7MG	C4-N3	5.96	1.47	1.34
1	13	1402	4OC	C6-C5	5.95	1.48	1.35
1	13	1400	5MC	C2-N3	5.93	1.48	1.36
27	1H	2516	2MA	C6-N1	5.92	1.42	1.35
1	1G	967	5MC	C5-C4	5.92	1.48	1.44
23	2K	54	5MU	C4-N3	-5.91	1.27	1.38
27	1H	2516	2MA	C2-N1	5.91	1.44	1.34
1	13	1207	2MG	C2-N2	5.89	1.45	1.33
26	5K	54	5MU	C6-N1	5.85	1.48	1.38
27	1H	1965	5MC	C2-N3	5.85	1.48	1.36
22	1K	54	5MU	C6-N1	5.85	1.48	1.38
59	1L	54	5MU	C2-N3	5.80	1.48	1.38
27	14	2552	OMU	C2-N1	5.79	1.47	1.38
22	1K	37	MIA	C6-N6	5.78	1.43	1.34
22	1K	54	5MU	C2-N3	5.77	1.48	1.38
60	2L	46	7MG	C4-N3	5.75	1.47	1.34
59	1L	54	5MU	C6-N1	5.74	1.47	1.38
60	2L	16	H2U	C2-N1	5.70	1.43	1.35
1	1G	966	M2G	C2-N3	5.70	1.46	1.32
1	1G	1402	4OC	C4-N3	5.67	1.42	1.32
23	2K	54	5MU	C2-N3	5.64	1.47	1.38
1	13	1404	5MC	C4-N3	5.63	1.43	1.34
60	2L	54	5MU	C2-N3	5.61	1.47	1.38
60	2L	8	4SU	C5-C4	5.59	1.49	1.42
1	13	967	5MC	C5-C4	5.59	1.48	1.44
27	14	1942	5MC	C5-C4	5.57	1.48	1.44
27	14	1962	5MC	C5-C4	5.55	1.48	1.44
27	14	1962	5MC	C2-N3	5.54	1.47	1.36
27	14	1915	5MU	C6-N1	5.53	1.47	1.38
27	14	2503	2MA	C2-N1	5.49	1.43	1.34
22	1K	8	4SU	C5-C4	5.49	1.49	1.42

Continued on next page...

Continued from previous page...

Mol	Chain	Res	Type	Atoms	Z	Observed(Å)	Ideal(Å)
1	13	1404	5MC	C2-N3	5.47	1.47	1.36
1	1G	1402	4OC	C6-C5	5.43	1.47	1.35
24	3L	37	MIA	C2-S10	5.42	1.80	1.75
23	2K	54	5MU	C6-N1	5.42	1.47	1.38
27	14	1915	5MU	C2-N3	5.41	1.47	1.38
27	1H	1938	5MU	C2-N3	5.41	1.47	1.38
23	2K	16	H2U	C2-N1	5.40	1.43	1.35
27	14	1942	5MC	C2-N1	5.40	1.51	1.40
24	3K	37	MIA	C2-S10	5.35	1.80	1.75
26	5K	8	4SU	C5-C4	5.27	1.48	1.42
1	13	1402	4OC	C2-N3	5.27	1.46	1.36
26	5K	37	MIA	C2-S10	5.25	1.80	1.75
27	14	2552	OMU	C2-N3	5.23	1.47	1.38
1	13	1400	5MC	C4-N4	5.20	1.47	1.34
27	14	1939	5MU	C6-N1	5.19	1.46	1.38
27	14	1939	5MU	C2-N3	5.18	1.47	1.38
1	1G	1402	4OC	C2-N3	5.18	1.46	1.36
1	13	967	5MC	C4-N4	5.18	1.47	1.34
27	14	2503	2MA	C2-N3	5.17	1.42	1.34
23	2K	8	4SU	C5-C4	5.14	1.48	1.42
27	1H	1985	5MC	C2-N1	5.13	1.50	1.40
27	14	2503	2MA	C6-N1	5.10	1.41	1.35
27	1H	2516	2MA	C5-N7	-5.07	1.29	1.39
60	2L	54	5MU	C6-N1	5.06	1.46	1.38
1	1G	1400	5MC	C4-N4	4.96	1.46	1.34
1	1G	1407	5MC	C4-N4	4.95	1.46	1.34
1	1G	527	7MG	C5-C4	-4.94	1.22	1.37
1	1G	967	5MC	C4-N4	4.91	1.46	1.34
27	1H	1962	5MU	C6-N1	4.91	1.46	1.38
22	1K	54	5MU	C4-C5	4.85	1.52	1.44
1	13	1404	5MC	C4-N4	4.83	1.46	1.34
27	1H	1962	5MU	C2-N3	4.83	1.46	1.38
27	14	1962	5MC	C4-N4	4.83	1.46	1.34
1	13	966	M2G	C2-N3	4.80	1.43	1.32
12	3I	89	0TD	CB-CA	-4.79	1.53	1.54
27	14	1942	5MC	C4-N4	4.75	1.46	1.34
26	5K	54	5MU	C4-C5	4.74	1.52	1.44
27	14	1915	5MU	C4-C5	4.74	1.52	1.44
60	2L	46	7MG	C8-N7	4.71	1.65	1.42
60	2L	46	7MG	C5-C4	-4.70	1.23	1.37
1	1G	1207	2MG	C2-N1	4.70	1.44	1.36
27	1H	1965	5MC	C4-N4	4.69	1.46	1.34

Continued on next page...

Continued from previous page...

Mol	Chain	Res	Type	Atoms	Z	Observed(Å)	Ideal(Å)
1	1G	1404	5MC	C4-N4	4.69	1.46	1.34
59	1L	54	5MU	C4-C5	4.66	1.52	1.44
22	1K	46	7MG	C5-C4	-4.65	1.23	1.37
1	1G	1400	5MC	C2-N1	4.64	1.49	1.40
27	1H	2565	OMU	C2-N1	4.64	1.45	1.38
22	1K	46	7MG	C8-N7	4.61	1.64	1.42
23	2K	46	7MG	C5-C4	-4.59	1.23	1.37
60	2L	16	H2U	C2-N3	4.56	1.45	1.38
1	1G	966	M2G	C2-N1	4.54	1.47	1.36
1	1G	1498	UR3	C2-N3	4.52	1.47	1.39
1	1G	1407	5MC	C5-C4	4.50	1.47	1.44
27	1H	1985	5MC	C6-N1	4.50	1.45	1.38
1	13	527	7MG	C5-C4	-4.50	1.24	1.37
1	1G	527	7MG	C8-N7	4.49	1.64	1.42
60	2L	55	PSU	C6-C5	4.48	1.40	1.35
23	2K	54	5MU	C4-C5	4.46	1.52	1.44
26	5K	39	PSU	C6-C5	4.46	1.40	1.35
27	14	2251	OMG	C8-N9	-4.45	1.27	1.37
23	2K	46	7MG	C8-N7	4.44	1.63	1.42
1	13	527	7MG	C8-N7	4.44	1.63	1.42
1	13	1407	5MC	C5-C4	4.38	1.47	1.44
1	1G	1400	5MC	C6-N1	4.37	1.45	1.38
27	1H	1985	5MC	C4-N4	4.34	1.45	1.34
1	1G	1402	4OC	C2-N1	4.34	1.49	1.40
1	1G	967	5MC	C6-N1	4.34	1.45	1.38
26	5K	20	H2U	C2-N3	4.33	1.45	1.38
27	14	1942	5MC	C6-N1	4.31	1.45	1.38
1	13	1402	4OC	O2-C2	-4.30	1.15	1.23
27	14	1939	5MU	C4-C5	4.28	1.51	1.44
60	2L	16	H2U	C4-N3	4.27	1.44	1.37
24	3K	39	PSU	C6-C5	4.26	1.40	1.35
1	13	967	5MC	C6-N1	4.26	1.45	1.38
27	14	2552	OMU	C6-C5	4.26	1.44	1.35
60	2L	39	PSU	C6-C5	4.24	1.40	1.35
1	13	1498	UR3	C2-N3	4.24	1.47	1.39
24	3L	39	PSU	C6-C5	4.23	1.40	1.35
27	1H	1943	OMC	C2-N3	4.23	1.44	1.36
1	13	966	M2G	C2-N1	4.22	1.46	1.36
1	13	1407	5MC	C4-N4	4.22	1.44	1.34
27	14	1920	OMC	C2-N3	4.19	1.44	1.36
26	5K	16	H2U	C2-N3	4.19	1.45	1.38
27	14	1962	5MC	C2-N1	4.15	1.48	1.40

Continued on next page...

Continued from previous page...

Mol	Chain	Res	Type	Atoms	Z	Observed(Å)	Ideal(Å)
27	14	1962	5MC	O2-C2	-4.14	1.16	1.23
22	1K	55	PSU	C6-C5	4.14	1.39	1.35
1	13	1400	5MC	C6-N1	4.13	1.45	1.38
23	2K	39	PSU	C6-C5	4.13	1.39	1.35
1	1G	516	PSU	C6-C5	4.12	1.39	1.35
26	5K	55	PSU	C6-C5	4.12	1.39	1.35
27	1H	1965	5MC	C2-N1	4.11	1.48	1.40
1	13	1207	2MG	C2-N1	4.10	1.43	1.36
60	2L	8	4SU	C2-N1	4.10	1.44	1.38
27	14	1911	PSU	C6-C5	4.06	1.39	1.35
23	2K	8	4SU	C2-N1	4.06	1.44	1.38
27	1H	2264	OMG	C2-N2	4.04	1.43	1.34
1	1G	1404	5MC	C2-N1	4.03	1.48	1.40
23	2K	55	PSU	C6-C5	4.01	1.39	1.35
27	1H	1943	OMC	C4-N4	4.01	1.43	1.33
27	14	1920	OMC	C4-N4	4.01	1.43	1.33
26	5K	16	H2U	C4-N3	3.99	1.44	1.37
60	2L	54	5MU	C4-C5	3.99	1.51	1.44
23	2K	20	H2U	C2-N3	3.98	1.44	1.38
23	2K	47	3AU	C4-N3	3.98	1.47	1.40
1	13	966	M2G	C5-N7	-3.97	1.31	1.39
1	1G	1407	5MC	C6-N1	3.95	1.44	1.38
26	5K	8	4SU	C2-N1	3.94	1.44	1.38
26	5K	32	PSU	C6-C5	3.92	1.39	1.35
23	2K	16	H2U	C2-N3	3.91	1.44	1.38
27	14	1962	5MC	C6-N1	3.87	1.44	1.38
27	1H	2565	OMU	O2-C2	-3.85	1.16	1.23
1	1G	1407	5MC	O2-C2	-3.83	1.16	1.23
1	13	1404	5MC	C6-N1	3.83	1.44	1.38
27	14	1920	OMC	C5-C4	3.80	1.51	1.42
27	14	2251	OMG	O6-C6	-3.78	1.16	1.23
27	1H	2565	OMU	C2-N3	3.75	1.44	1.38
1	13	1402	4OC	C5-C4	3.74	1.49	1.41
1	13	967	5MC	C2-N1	3.74	1.47	1.40
1	1G	1404	5MC	C6-N1	3.73	1.44	1.38
24	3L	32	PSU	C6-C5	3.71	1.39	1.35
22	1K	8	4SU	C2-N1	3.71	1.44	1.38
27	1H	1965	5MC	C5-C4	3.70	1.46	1.44
1	1G	967	5MC	C2-N1	3.69	1.47	1.40
27	1H	1938	5MU	C4-C5	3.67	1.50	1.44
27	1H	2565	OMU	C6-C5	3.60	1.43	1.35
1	13	966	M2G	C4-N9	-3.59	1.28	1.38

Continued on next page...

Continued from previous page...

Mol	Chain	Res	Type	Atoms	Z	Observed(Å)	Ideal(Å)
24	3K	32	PSU	C6-C5	3.59	1.39	1.35
1	1G	1404	5MC	O2-C2	-3.54	1.17	1.23
60	2L	47	3AU	C4-N3	3.54	1.46	1.40
59	1L	32	PSU	C6-C5	3.54	1.39	1.35
27	1H	2264	OMG	C8-N9	-3.50	1.29	1.37
1	13	1404	5MC	C2-N1	3.49	1.47	1.40
22	1K	32	PSU	C6-C5	3.48	1.39	1.35
1	13	1407	5MC	C2-N1	3.47	1.47	1.40
1	1G	966	M2G	C5-N7	-3.46	1.32	1.39
1	13	1407	5MC	C6-N1	3.45	1.43	1.38
1	1G	1518	MA6	C6-N6	3.44	1.46	1.36
23	2K	16	H2U	C4-N3	3.44	1.43	1.37
27	14	1917	PSU	C6-C5	3.43	1.39	1.35
26	5K	20	H2U	C4-N3	3.41	1.43	1.37
27	1H	1965	5MC	C6-N1	3.38	1.43	1.38
23	2K	37	MIA	C2-S10	3.37	1.78	1.75
1	13	1519	MA6	C8-N9	-3.36	1.31	1.37
27	1H	2516	2MA	C8-N7	3.35	1.38	1.31
23	2K	37	MIA	C5-N7	-3.32	1.33	1.39
1	13	527	7MG	C2-N2	3.30	1.41	1.34
27	14	2605	PSU	C6-C5	3.30	1.38	1.35
23	2K	20	H2U	C4-N3	3.29	1.43	1.37
1	13	1402	4OC	C2-N1	3.28	1.47	1.40
1	1G	1207	2MG	C5-N7	-3.28	1.32	1.39
1	1G	1407	5MC	C2-N1	3.27	1.46	1.40
1	13	1404	5MC	C5-C4	3.26	1.46	1.44
1	1G	1519	MA6	C5-N7	-3.25	1.33	1.39
1	13	1519	MA6	C6-N6	3.23	1.45	1.36
22	1K	39	PSU	C6-C5	3.22	1.38	1.35
27	1H	1985	5MC	C5-C4	3.22	1.46	1.44
60	2L	32	PSU	C6-C5	3.22	1.38	1.35
1	13	1519	MA6	C5-N7	-3.21	1.33	1.39
59	1L	39	PSU	C6-C5	3.19	1.38	1.35
27	1H	1934	PSU	C6-C5	3.15	1.38	1.35
27	14	2503	2MA	C5-C6	3.15	1.49	1.41
27	1H	2565	OMU	O4-C4	-3.14	1.18	1.24
60	2L	46	7MG	C2-N2	3.14	1.41	1.34
23	2K	32	PSU	C6-C5	3.14	1.38	1.35
1	1G	1498	UR3	O4-C4	-3.12	1.16	1.23
1	13	1402	4OC	C4-N4	3.10	1.42	1.36
27	1H	2516	2MA	C2-N3	3.10	1.39	1.34
1	1G	967	5MC	O2-C2	-3.07	1.18	1.23

Continued on next page...

Continued from previous page...

Mol	Chain	Res	Type	Atoms	Z	Observed(Å)	Ideal(Å)
23	2K	47	3AU	C6-N1	3.07	1.45	1.38
27	14	2552	OMU	O4-C4	-3.07	1.18	1.24
1	13	1207	2MG	O6-C6	-3.05	1.17	1.23
1	13	967	5MC	O2-C2	-3.02	1.18	1.23
1	1G	1207	2MG	O6-C6	-3.02	1.17	1.23
27	14	2503	2MA	C5-N7	-3.01	1.33	1.39
1	1G	1518	MA6	C8-N9	-3.01	1.32	1.37
27	1H	1943	OMC	C5-C4	2.99	1.49	1.42
27	14	2605	PSU	C2-N1	2.99	1.40	1.36
22	1K	46	7MG	C2-N2	2.99	1.41	1.34
1	13	1207	2MG	C5-N7	-2.96	1.33	1.39
1	1G	527	7MG	C6-N1	-2.96	1.33	1.38
1	1G	1400	5MC	O2-C2	-2.95	1.18	1.23
1	1G	527	7MG	C2-N2	2.95	1.41	1.34
27	1H	1965	5MC	O2-C2	-2.94	1.18	1.23
1	13	1400	5MC	O2-C2	-2.93	1.18	1.23
1	1G	1402	4OC	C5-C4	2.92	1.47	1.41
27	1H	1962	5MU	C4-C5	2.92	1.49	1.44
23	2K	46	7MG	C2-N2	2.89	1.40	1.34
60	2L	47	3AU	C6-N1	2.89	1.45	1.38
1	1G	1402	4OC	C4-N4	2.83	1.42	1.36
22	1K	37	MIA	C5-N7	-2.83	1.33	1.39
1	1G	966	M2G	C5-C6	2.82	1.54	1.44
1	13	1402	4OC	C6-N1	2.80	1.44	1.38
1	13	1407	5MC	O2-C2	-2.78	1.18	1.23
1	13	1498	UR3	O4-C4	-2.77	1.17	1.23
1	1G	1519	MA6	C8-N9	-2.77	1.32	1.37
27	1H	2618	PSU	C4-C5	-2.76	1.36	1.44
23	2K	20	H2U	C6-N1	-2.76	1.42	1.47
27	14	2552	OMU	O2-C2	-2.75	1.18	1.23
27	14	2552	OMU	C4-N3	2.74	1.43	1.38
60	2L	55	PSU	C2-N1	2.73	1.40	1.36
1	13	1518	MA6	C8-N7	2.71	1.36	1.31
60	2L	16	H2U	C6-N1	-2.70	1.42	1.47
1	1G	1519	MA6	C6-N6	2.70	1.44	1.36
1	13	1518	MA6	C6-N6	2.70	1.44	1.36
1	1G	1498	UR3	C6-N1	2.69	1.44	1.38
1	13	527	7MG	C6-N1	-2.68	1.33	1.38
22	1K	8	4SU	C6-N1	2.66	1.44	1.38
27	14	2605	PSU	C4-C5	-2.64	1.37	1.44
60	2L	8	4SU	C6-N1	2.62	1.44	1.38
1	1G	966	M2G	C4-N9	-2.61	1.31	1.38

Continued on next page...

Continued from previous page...

Mol	Chain	Res	Type	Atoms	Z	Observed(Å)	Ideal(Å)
23	2K	39	PSU	C2-N1	2.61	1.40	1.36
1	13	527	7MG	C8-N9	2.61	1.47	1.45
27	1H	2516	2MA	C4-N9	-2.60	1.32	1.37
1	13	1400	5MC	C2-N1	2.58	1.45	1.40
1	13	1498	UR3	C6-N1	2.58	1.44	1.38
1	13	1519	MA6	C8-N7	2.57	1.36	1.31
1	13	516	PSU	C6-C5	2.56	1.38	1.35
23	2K	16	H2U	C6-N1	-2.56	1.42	1.47
1	13	1207	2MG	C5-C6	2.55	1.53	1.44
26	5K	8	4SU	C6-N1	2.55	1.44	1.38
1	1G	1518	MA6	C5-N7	-2.55	1.34	1.39
1	1G	1402	4OC	C6-N1	2.55	1.44	1.38
27	14	2251	OMG	C2-N1	-2.55	1.31	1.37
1	1G	1207	2MG	C5-C6	2.54	1.53	1.44
23	2K	46	7MG	C5-C6	2.54	1.49	1.43
23	2K	47	3AU	C5-C4	2.52	1.50	1.43
1	1G	1519	MA6	C5-C4	-2.52	1.34	1.39
1	13	1518	MA6	C8-N9	-2.51	1.33	1.37
27	1H	2264	OMG	O6-C6	-2.50	1.18	1.23
26	5K	37	MIA	C5-N7	-2.50	1.34	1.39
1	13	966	M2G	C5-C6	2.49	1.53	1.44
26	5K	16	H2U	C6-N1	-2.48	1.42	1.47
23	2K	8	4SU	C6-N1	2.46	1.44	1.38
1	1G	1498	UR3	O2-C2	-2.46	1.18	1.22
27	14	2503	2MA	C8-N7	2.40	1.36	1.31
27	1H	2516	2MA	C5-C6	2.40	1.47	1.41
59	1L	39	PSU	C4-C5	-2.39	1.37	1.44
60	2L	47	3AU	C5-C4	2.38	1.49	1.43
1	13	1404	5MC	O2-C2	-2.37	1.19	1.23
22	1K	37	MIA	C2-S10	2.36	1.77	1.75
23	2K	32	PSU	C4-C5	-2.35	1.37	1.44
26	5K	37	MIA	C5-C4	2.34	1.43	1.39
27	1H	1934	PSU	C4-C5	-2.34	1.37	1.44
27	14	1942	5MC	O2-C2	-2.34	1.19	1.23
27	14	2251	OMG	C2-N2	2.34	1.39	1.34
12	3A	89	0TD	CB-CG	2.33	1.56	1.52
26	5K	20	H2U	C6-N1	-2.33	1.43	1.47
1	1G	1519	MA6	C8-N7	2.32	1.36	1.31
1	1G	1518	MA6	C5-C4	-2.32	1.35	1.39
22	1K	46	7MG	C6-N1	-2.32	1.34	1.38
60	2L	47	3AU	O4-C4	-2.26	1.18	1.23
27	1H	1940	PSU	C6-C5	2.25	1.37	1.35

Continued on next page...

Continued from previous page...

Mol	Chain	Res	Type	Atoms	Z	Observed(Å)	Ideal(Å)
1	13	1518	MA6	C5-N7	-2.25	1.35	1.39
59	1L	37	MIA	C2-S10	2.24	1.77	1.75
59	1L	37	MIA	C5-N7	-2.21	1.35	1.39
1	13	527	7MG	C5-C6	2.21	1.49	1.43
27	1H	2264	OMG	C2-N3	2.20	1.38	1.33
27	14	1917	PSU	C4-C5	-2.19	1.38	1.44
1	1G	1519	MA6	C5-C6	-2.18	1.36	1.41
27	1H	2565	OMU	C4-N3	2.18	1.42	1.38
1	1G	966	M2G	C6-N1	2.17	1.42	1.38
60	2L	37	MIA	C5-N7	-2.15	1.35	1.39
59	1L	39	PSU	O4'-C1'	-2.15	1.40	1.43
23	2K	8	4SU	C4-N3	2.15	1.39	1.37
1	1G	1207	2MG	C6-N1	2.13	1.42	1.38
1	13	1207	2MG	C4-N9	-2.12	1.32	1.38
1	13	966	M2G	C8-N9	-2.11	1.32	1.37
60	2L	47	3AU	O2-C2	-2.10	1.18	1.22
1	13	1207	2MG	C6-N1	2.10	1.42	1.38
1	13	966	M2G	C6-N1	2.10	1.42	1.38
1	13	1518	MA6	C5-C6	-2.09	1.36	1.41
1	1G	1518	MA6	C8-N7	2.08	1.35	1.31
27	1H	2618	PSU	O4'-C1'	-2.05	1.41	1.43
22	1K	8	4SU	C4-N3	2.04	1.39	1.37
27	1H	2618	PSU	C6-C5	2.04	1.37	1.35
24	3L	32	PSU	C4-C5	-2.04	1.38	1.44
22	1K	8	4SU	C2-N3	2.04	1.41	1.38
24	3K	37	MIA	C5-N7	-2.00	1.35	1.39

All (619) bond angle outliers are listed below:

Mol	Chain	Res	Type	Atoms	Z	Observed(°)	Ideal(°)
27	1H	1962	5MU	C5-C4-N3	13.70	127.23	115.32
27	1H	2264	OMG	C6-C5-N7	13.24	154.38	130.29
27	1H	1938	5MU	C5-C4-N3	12.21	125.94	115.32
27	14	2251	OMG	C6-C5-N7	12.16	152.42	130.29
24	3L	37	MIA	C11-S10-C2	11.80	111.11	102.25
22	1K	37	MIA	C12-C13-C14	-11.79	105.85	127.01
26	5K	37	MIA	C11-S10-C2	11.43	110.83	102.25
23	2K	54	5MU	C5-C4-N3	11.06	124.93	115.32
60	2L	37	MIA	C12-C13-C14	-10.78	107.66	127.01
1	13	1519	MA6	N1-C6-N6	-10.64	103.89	116.86
22	1K	54	5MU	C5-C4-N3	10.54	124.48	115.32
59	1L	54	5MU	C5-C4-N3	10.50	124.45	115.32

Continued on next page...

Continued from previous page...

Mol	Chain	Res	Type	Atoms	Z	Observed(°)	Ideal(°)
27	14	1939	5MU	C5-C4-N3	10.45	124.41	115.32
27	14	1915	5MU	C5-C4-N3	10.25	124.23	115.32
26	5K	54	5MU	C5-C4-N3	10.23	124.21	115.32
27	14	2251	OMG	C8-N7-C5	10.14	122.33	104.26
24	3K	37	MIA	C11-S10-C2	10.08	109.81	102.25
60	2L	54	5MU	C5-C4-N3	10.08	124.08	115.32
27	1H	2264	OMG	C6-C5-C4	-9.60	104.39	118.83
27	1H	1962	5MU	C5-C6-N1	-9.56	112.93	123.31
27	1H	2264	OMG	C8-N7-C5	9.49	121.16	104.26
59	1L	37	MIA	C11-S10-C2	9.46	109.35	102.25
1	1G	1519	MA6	N1-C6-N6	-9.11	105.76	116.86
27	1H	1962	5MU	O4-C4-C5	-9.11	114.50	124.92
59	1L	37	MIA	C12-C13-C14	-8.75	111.30	127.01
24	3K	37	MIA	C12-C13-C14	-8.71	111.37	127.01
27	14	2251	OMG	C6-C5-C4	-8.63	105.85	118.83
24	3L	37	MIA	C12-C13-C14	-8.56	111.66	127.01
1	13	1518	MA6	N1-C6-N6	-8.43	106.59	116.86
27	14	2251	OMG	N9-C4-N3	8.36	142.66	125.95
26	5K	37	MIA	C5-C4-N3	-8.29	118.45	127.18
23	2K	8	4SU	C4-N3-C2	-8.11	119.54	127.31
1	1G	1518	MA6	N1-C6-N6	-8.03	107.07	116.86
22	1K	46	7MG	C4-C5-N7	7.93	114.75	105.38
26	5K	8	4SU	C4-N3-C2	-7.87	119.77	127.31
60	2L	46	7MG	C4-C5-N7	7.81	114.60	105.38
26	5K	37	MIA	C12-C13-C14	-7.77	113.07	127.01
23	2K	37	MIA	C12-C13-C14	-7.73	113.13	127.01
27	1H	1962	5MU	C4-N3-C2	-7.60	117.38	127.34
22	1K	8	4SU	C4-N3-C2	-7.59	120.03	127.31
60	2L	8	4SU	C4-N3-C2	-7.48	120.14	127.31
27	1H	1938	5MU	O4-C4-C5	-7.45	116.40	124.92
27	1H	2565	OMU	C4-N3-C2	-7.42	117.40	126.61
1	1G	527	7MG	C4-C5-N7	7.36	114.07	105.38
23	2K	46	7MG	C4-C5-N7	7.28	113.98	105.38
27	1H	1938	5MU	C4-N3-C2	-7.25	117.84	127.34
59	1L	37	MIA	C5-C4-N3	-7.16	119.64	127.18
1	13	527	7MG	C4-C5-N7	7.15	113.82	105.38
1	13	1519	MA6	C5-C6-N6	7.12	136.59	125.33
27	14	1939	5MU	C5-C6-N1	-7.05	115.65	123.31
27	14	1939	5MU	C6-C5-C4	7.03	123.81	118.02
27	14	2503	2MA	C5-C4-N3	-6.99	119.82	127.18
24	3L	37	MIA	C5-C4-N3	-6.94	119.87	127.18
1	13	527	7MG	C5-C4-N9	6.92	115.20	106.33

Continued on next page...

Continued from previous page...

Mol	Chain	Res	Type	Atoms	Z	Observed(°)	Ideal(°)
27	14	2251	OMG	C5-C6-N1	6.87	130.75	113.25
26	5K	37	MIA	N3-C4-N9	6.81	135.64	126.99
22	1K	37	MIA	C5-C4-N3	-6.74	120.08	127.18
60	2L	37	MIA	C5-C4-N3	-6.64	120.19	127.18
27	14	1939	5MU	C4-N3-C2	-6.61	118.67	127.34
27	14	1915	5MU	C4-N3-C2	-6.57	118.73	127.34
24	3K	37	MIA	C5-C4-N3	-6.57	120.26	127.18
27	14	1915	5MU	C6-C5-C4	6.50	123.38	118.02
60	2L	47	3AU	C1'-N1-C2	6.40	127.51	117.04
1	1G	527	7MG	C5-C4-N9	6.33	114.44	106.33
1	1G	1498	UR3	C4-N3-C2	-6.32	119.50	124.58
27	14	2552	OMU	C4-N3-C2	-6.31	118.78	126.61
1	1G	1207	2MG	C2-N3-C4	6.29	119.87	112.00
23	2K	37	MIA	C5-C4-N3	-6.27	120.58	127.18
22	1K	54	5MU	C4-N3-C2	-6.25	119.14	127.34
27	14	2251	OMG	C1'-N9-C4	6.23	144.89	126.49
59	1L	54	5MU	C4-N3-C2	-6.20	119.21	127.34
27	1H	1962	5MU	C6-C5-C4	6.14	123.08	118.02
60	2L	46	7MG	C5-C4-N9	6.12	114.17	106.33
27	1H	1938	5MU	C6-C5-C4	6.08	123.03	118.02
23	2K	46	7MG	C5-C4-N9	6.07	114.11	106.33
27	1H	2264	OMG	N9-C4-N3	6.03	138.02	125.95
26	5K	8	4SU	C5-C4-N3	6.00	120.33	114.75
27	1H	2264	OMG	C4-C5-N7	-5.98	101.19	110.67
27	14	1915	5MU	C5-C6-N1	-5.98	116.82	123.31
1	13	1498	UR3	C4-N3-C2	-5.91	119.82	124.58
23	2K	8	4SU	C5-C4-N3	5.87	120.21	114.75
23	2K	54	5MU	C4-N3-C2	-5.87	119.64	127.34
23	2K	54	5MU	C5-C6-N1	-5.83	116.97	123.31
12	3I	89	0TD	CSB-SB-CB	5.83	112.85	102.36
23	2K	54	5MU	O4-C4-C5	-5.82	118.26	124.92
26	5K	54	5MU	C4-N3-C2	-5.80	119.74	127.34
22	1K	8	4SU	C5-C4-N3	5.80	120.14	114.75
1	1G	1207	2MG	C5-C4-N3	-5.72	119.29	128.39
27	1H	2264	OMG	C5-C6-N1	5.71	127.79	113.25
1	13	1207	2MG	C2-N3-C4	5.71	119.15	112.00
27	14	2251	OMG	C4-C5-N7	-5.64	101.73	110.67
22	1K	46	7MG	C5-C4-N9	5.64	113.56	106.33
1	13	1518	MA6	N1-C2-N3	-5.64	120.05	128.58
22	1K	39	PSU	C4-N3-C2	-5.58	118.68	126.37
60	2L	54	5MU	C4-N3-C2	-5.55	120.07	127.34
1	1G	527	7MG	C5-C6-N1	5.46	120.54	110.94

Continued on next page...

Continued from previous page...

Mol	Chain	Res	Type	Atoms	Z	Observed(°)	Ideal(°)
23	2K	32	PSU	C4-N3-C2	-5.42	118.90	126.37
59	1L	37	MIA	N3-C4-N9	5.42	133.87	126.99
60	2L	54	5MU	O4-C4-C5	-5.41	118.73	124.92
60	2L	8	4SU	C5-C4-N3	5.36	119.73	114.75
27	1H	2618	PSU	C4-N3-C2	-5.33	119.03	126.37
27	14	2605	PSU	C4-N3-C2	-5.31	119.06	126.37
26	5K	54	5MU	C6-C5-C4	5.31	122.39	118.02
27	1H	2516	2MA	C5-C4-N3	-5.30	121.59	127.18
24	3L	37	MIA	N3-C4-N9	5.27	133.67	126.99
27	1H	1938	5MU	C5-C6-N1	-5.26	117.60	123.31
22	1K	54	5MU	C5-C6-N1	-5.25	117.61	123.31
1	1G	1519	MA6	C5-C4-N3	-5.24	119.51	126.72
27	1H	1934	PSU	C4-N3-C2	-5.23	119.17	126.37
59	1L	54	5MU	C6-C5-C4	5.23	122.33	118.02
27	1H	1938	5MU	C6-N1-C2	-5.22	116.10	121.30
1	13	1207	2MG	C2-N1-C6	-5.21	118.25	124.55
59	1L	54	5MU	O4-C4-C5	-5.21	118.96	124.92
26	5K	8	4SU	C5-C4-S4	-5.19	118.37	124.31
23	2K	39	PSU	N1-C2-N3	5.18	120.63	115.17
60	2L	32	PSU	C4-N3-C2	-5.16	119.26	126.37
22	1K	54	5MU	C6-C5-C4	5.16	122.27	118.02
22	1K	46	7MG	C5-C6-N1	5.15	120.01	110.94
1	1G	1519	MA6	N1-C2-N3	-5.14	120.81	128.58
22	1K	55	PSU	N1-C2-N3	5.13	120.58	115.17
27	14	2503	2MA	N3-C4-N9	5.12	133.49	126.99
60	2L	32	PSU	N1-C2-N3	5.11	120.56	115.17
1	13	1498	UR3	C6-N1-C2	-5.10	117.63	121.80
59	1L	39	PSU	N1-C2-N3	5.08	120.53	115.17
26	5K	54	5MU	O4-C4-C5	-5.07	119.12	124.92
1	13	1404	5MC	C5-C6-N1	-5.07	117.81	123.31
59	1L	39	PSU	C4-N3-C2	-5.07	119.39	126.37
27	14	2503	2MA	N9-C8-N7	-5.04	106.78	113.94
60	2L	37	MIA	C4-C5-N7	-5.04	104.82	110.58
1	13	1207	2MG	C5-C4-N3	-5.04	120.37	128.39
22	1K	54	5MU	O4-C4-C5	-5.02	119.18	124.92
59	1L	54	5MU	C5-C6-N1	-4.99	117.89	123.31
27	14	2251	OMG	C5-C4-N9	-4.99	96.72	105.66
23	2K	54	5MU	C6-C5-C4	4.97	122.12	118.02
1	1G	966	M2G	C5-C4-N3	-4.93	120.54	128.39
23	2K	39	PSU	C4-N3-C2	-4.93	119.58	126.37
1	13	1519	MA6	N1-C2-N3	-4.90	121.16	128.58
27	14	1915	5MU	O4-C4-C5	-4.90	119.32	124.92

Continued on next page...

Continued from previous page...

Mol	Chain	Res	Type	Atoms	Z	Observed(°)	Ideal(°)
27	14	2251	OMG	C5-C4-N3	-4.88	120.62	128.39
60	2L	55	PSU	C4-N3-C2	-4.87	119.66	126.37
23	2K	46	7MG	C5-C6-N1	4.85	119.48	110.94
12	3I	89	0TD	OD2-CG-CB	4.84	123.60	113.15
27	1H	2565	OMU	C5-C4-N3	4.83	121.56	114.80
24	3L	32	PSU	C4-N3-C2	-4.82	119.74	126.37
60	2L	39	PSU	N1-C2-N3	4.79	120.22	115.17
27	1H	2264	OMG	N2-C2-N1	4.79	126.87	116.76
24	3K	37	MIA	N3-C4-N9	4.79	133.06	126.99
26	5K	54	5MU	C5-C6-N1	-4.78	118.12	123.31
23	2K	8	4SU	C5-C4-S4	-4.77	118.86	124.31
60	2L	54	5MU	C6-N1-C2	-4.76	116.56	121.30
1	1G	1518	MA6	N1-C2-N3	-4.73	121.42	128.58
60	2L	47	3AU	O2-C2-N3	-4.73	115.61	121.98
1	1G	1519	MA6	C5-C6-N6	4.72	132.80	125.33
23	2K	37	MIA	C11-S10-C2	4.72	105.79	102.25
22	1K	39	PSU	N1-C2-N3	4.70	120.12	115.17
1	1G	1518	MA6	C5-C6-N6	4.70	132.76	125.33
1	1G	527	7MG	C2-N3-C4	4.69	120.38	112.30
22	1K	8	4SU	C5-C4-S4	-4.68	118.96	124.31
1	13	1207	2MG	N1-C2-N2	4.68	121.33	116.56
60	2L	46	7MG	C5-C6-N1	4.67	119.17	110.94
1	13	1518	MA6	C5-C6-N6	4.67	132.72	125.33
23	2K	32	PSU	N1-C2-N3	4.64	120.06	115.17
23	2K	47	3AU	C6-N1-C2	-4.62	118.02	121.80
1	13	1519	MA6	C5-C4-N3	-4.61	120.37	126.72
27	14	1939	5MU	O4-C4-C5	-4.60	119.65	124.92
23	2K	47	3AU	C1'-N1-C2	4.60	124.56	117.04
60	2L	54	5MU	C5M-C5-C6	-4.59	116.64	122.85
26	5K	39	PSU	N1-C2-N3	4.58	120.00	115.17
1	1G	527	7MG	C5-C4-N3	-4.57	119.54	128.13
1	1G	1498	UR3	C5-C4-N3	4.57	121.06	115.04
1	13	527	7MG	C5-C6-N1	4.56	118.97	110.94
27	1H	1938	5MU	C1'-N1-C2	4.56	125.78	117.59
60	2L	37	MIA	C6-C5-N7	4.56	137.40	132.43
23	2K	46	7MG	C2-N3-C4	4.55	120.14	112.30
27	1H	1985	5MC	C5-C6-N1	-4.54	118.39	123.31
26	5K	16	H2U	C5-C4-N3	4.53	121.51	116.69
27	1H	1934	PSU	N1-C2-N3	4.53	119.94	115.17
23	2K	54	5MU	C5M-C5-C6	-4.53	116.72	122.85
1	13	527	7MG	C6-C5-N7	-4.52	124.92	131.93
27	1H	2264	OMG	C2-N1-C6	4.51	133.30	125.11

Continued on next page...

Continued from previous page...

Mol	Chain	Res	Type	Atoms	Z	Observed(°)	Ideal(°)
60	2L	32	PSU	O2-C2-N1	-4.50	118.15	122.79
1	13	527	7MG	C5-C4-N3	-4.49	119.71	128.13
23	2K	46	7MG	C5-C4-N3	-4.49	119.71	128.13
1	13	966	M2G	N9-C8-N7	-4.48	105.08	113.40
23	2K	55	PSU	N1-C2-N3	4.48	119.89	115.17
1	1G	1518	MA6	C5-C4-N3	-4.47	120.56	126.72
27	14	2251	OMG	C8-N9-C4	-4.47	97.65	106.03
27	1H	2264	OMG	N9-C8-N7	4.45	121.64	113.40
26	5K	32	PSU	C4-N3-C2	-4.44	120.25	126.37
60	2L	37	MIA	C5-N7-C8	4.42	110.39	103.45
27	14	2251	OMG	N9-C8-N7	4.40	121.56	113.40
1	1G	1207	2MG	C2-N1-C6	-4.39	119.24	124.55
22	1K	46	7MG	C2-N3-C4	4.39	119.86	112.30
24	3L	39	PSU	C4-N3-C2	-4.38	120.33	126.37
27	1H	2516	2MA	C1'-N9-C8	4.38	136.81	127.09
24	3K	39	PSU	C4-N3-C2	-4.37	120.34	126.37
24	3L	39	PSU	N1-C2-N3	4.37	119.78	115.17
26	5K	55	PSU	C4-N3-C2	-4.37	120.35	126.37
24	3K	39	PSU	N1-C2-N3	4.37	119.78	115.17
24	3K	37	MIA	C15-C14-C13	-4.35	109.59	122.66
60	2L	54	5MU	C6-C5-C4	4.34	121.60	118.02
23	2K	37	MIA	N3-C4-N9	4.34	132.50	126.99
1	1G	516	PSU	C4-N3-C2	-4.34	120.39	126.37
27	1H	2264	OMG	C5-C4-N9	-4.33	97.89	105.66
1	1G	1404	5MC	C5-C6-N1	-4.33	118.61	123.31
1	13	1518	MA6	N9-C8-N7	-4.32	107.80	113.94
27	14	2552	OMU	C5-C4-N3	4.32	120.85	114.80
27	1H	1940	PSU	C4-N3-C2	-4.31	120.43	126.37
26	5K	54	5MU	C5M-C5-C6	-4.31	117.02	122.85
27	1H	2565	OMU	N3-C2-N1	4.31	120.50	114.89
22	1K	39	PSU	O2-C2-N1	-4.31	118.35	122.79
24	3K	32	PSU	C4-N3-C2	-4.31	120.44	126.37
22	1K	37	MIA	C16-C14-C13	-4.30	109.75	122.66
60	2L	16	H2U	C5-C4-N3	4.30	121.26	116.69
26	5K	55	PSU	N1-C2-N3	4.29	119.69	115.17
26	5K	39	PSU	C4-N3-C2	-4.29	120.47	126.37
22	1K	46	7MG	C6-C5-N7	-4.28	125.30	131.93
60	2L	46	7MG	C2-N3-C4	4.26	119.64	112.30
27	1H	2264	OMG	C8-N9-C4	-4.24	98.08	106.03
1	13	1207	2MG	CM2-N2-C2	-4.22	114.57	123.65
1	13	527	7MG	C2-N3-C4	4.21	119.55	112.30
59	1L	37	MIA	C15-C14-C13	-4.21	110.02	122.66

Continued on next page...

Continued from previous page...

Mol	Chain	Res	Type	Atoms	Z	Observed(°)	Ideal(°)
26	5K	32	PSU	N1-C2-N3	4.21	119.61	115.17
22	1K	55	PSU	C4-N3-C2	-4.20	120.59	126.37
60	2L	39	PSU	C4-N3-C2	-4.19	120.60	126.37
1	13	1402	4OC	C6-C5-C4	4.19	122.05	117.00
60	2L	8	4SU	N3-C2-N1	4.18	120.33	114.89
27	1H	2264	OMG	C1'-N9-C4	4.16	138.79	126.49
1	1G	1518	MA6	N9-C8-N7	-4.16	108.03	113.94
22	1K	46	7MG	C5-C4-N3	-4.16	120.32	128.13
27	14	2605	PSU	N1-C2-N3	4.14	119.54	115.17
23	2K	46	7MG	C6-C5-N7	-4.14	125.52	131.93
27	14	1917	PSU	N1-C2-N3	4.12	119.52	115.17
59	1L	54	5MU	C5M-C5-C6	-4.12	117.28	122.85
24	3K	32	PSU	N1-C2-N3	4.11	119.50	115.17
23	2K	37	MIA	C15-C14-C13	-4.11	110.33	122.66
24	3K	37	MIA	C5-N7-C8	4.11	109.91	103.45
23	2K	55	PSU	C4-N3-C2	-4.11	120.72	126.37
26	5K	37	MIA	C15-C14-C13	-4.10	110.34	122.66
27	14	1915	5MU	C6-N1-C2	-4.09	117.23	121.30
27	1H	2565	OMU	O4-C4-C5	-4.09	118.11	125.16
1	13	516	PSU	N1-C2-N3	4.08	119.47	115.17
24	3L	32	PSU	N1-C2-N3	4.06	119.45	115.17
1	1G	1207	2MG	N1-C2-N2	4.05	120.70	116.56
59	1L	37	MIA	C5-N7-C8	4.05	109.82	103.45
23	2K	8	4SU	N3-C2-N1	4.05	120.16	114.89
1	13	1519	MA6	N9-C8-N7	-4.04	108.21	113.94
1	1G	967	5MC	C5-C6-N1	-4.04	118.93	123.31
1	1G	1402	4OC	C2'-C1'-N1	-4.03	106.58	114.24
1	13	516	PSU	C4-N3-C2	-4.03	120.83	126.37
60	2L	37	MIA	C16-C14-C13	-4.02	110.59	122.66
27	14	2251	OMG	O6-C6-C5	-4.01	115.95	126.53
1	1G	1518	MA6	C4-C5-C6	4.01	120.05	115.91
27	14	1911	PSU	C4-N3-C2	-3.99	120.87	126.37
60	2L	55	PSU	N1-C2-N3	3.99	119.37	115.17
23	2K	37	MIA	C5-N7-C8	3.99	109.71	103.45
1	13	1518	MA6	C5-C4-N3	-3.97	121.25	126.72
60	2L	46	7MG	C6-C5-N7	-3.97	125.79	131.93
59	1L	32	PSU	C4-N3-C2	-3.96	120.92	126.37
24	3L	37	MIA	C5-N7-C8	3.96	109.67	103.45
1	13	1498	UR3	C5-C4-N3	3.95	120.25	115.04
27	1H	2618	PSU	N1-C2-N3	3.95	119.33	115.17
27	1H	2516	2MA	CM2-C2-N1	3.95	123.04	117.13
22	1K	37	MIA	N3-C4-N9	3.95	132.00	126.99

Continued on next page...

Continued from previous page...

Mol	Chain	Res	Type	Atoms	Z	Observed(°)	Ideal(°)
60	2L	37	MIA	C15-C14-C13	-3.94	110.82	122.66
1	1G	527	7MG	C6-C5-N7	-3.94	125.83	131.93
22	1K	37	MIA	C5-N7-C8	3.91	109.60	103.45
27	14	1911	PSU	N1-C2-N3	3.91	119.29	115.17
1	1G	1402	4OC	CM4-N4-C4	-3.91	114.81	122.45
22	1K	37	MIA	C4-C5-N7	-3.90	106.13	110.58
1	13	1400	5MC	C5-C6-N1	-3.89	119.08	123.31
27	14	1939	5MU	C5M-C5-C6	-3.89	117.59	122.85
27	1H	2516	2MA	C5-C4-N9	3.88	110.04	105.81
24	3K	37	MIA	C4-C5-N7	-3.88	106.15	110.58
23	2K	20	H2U	C5-C4-N3	3.87	120.80	116.69
27	1H	2516	2MA	C4-N9-C1'	-3.86	117.61	126.63
27	14	1915	5MU	C5M-C5-C6	-3.85	117.63	122.85
1	13	1519	MA6	C4-C5-C6	3.84	119.88	115.91
26	5K	20	H2U	C5-C6-N1	3.84	123.13	111.52
24	3L	37	MIA	C15-C14-C13	-3.84	111.14	122.66
26	5K	8	4SU	N3-C2-N1	3.81	119.85	114.89
27	14	2503	2MA	C4-N9-C8	3.80	109.73	105.74
27	14	2503	2MA	C4-N9-C1'	-3.80	117.75	126.63
24	3L	37	MIA	C16-C14-C13	-3.78	111.32	122.66
26	5K	37	MIA	C5-N7-C8	3.76	109.35	103.45
1	13	1518	MA6	C2-N1-C6	3.75	120.99	111.83
24	3K	37	MIA	C6-C5-N7	3.74	136.50	132.43
27	1H	1938	5MU	C5M-C5-C6	-3.73	117.80	122.85
22	1K	37	MIA	C15-C14-C13	-3.72	111.48	122.66
26	5K	54	5MU	C6-N1-C2	-3.71	117.60	121.30
59	1L	54	5MU	C6-N1-C2	-3.69	117.63	121.30
26	5K	20	H2U	N3-C2-N1	3.68	120.35	116.65
27	1H	1965	5MC	C5-C6-N1	-3.67	119.32	123.31
23	2K	37	MIA	C4-C5-N7	-3.66	106.39	110.58
60	2L	47	3AU	C6-N1-C2	-3.64	118.82	121.80
22	1K	8	4SU	N3-C2-N1	3.64	119.64	114.89
27	1H	1940	PSU	N1-C2-N3	3.64	119.01	115.17
1	13	966	M2G	C5-C4-N3	-3.63	122.61	128.39
1	1G	1400	5MC	C1'-N1-C6	-3.63	115.18	121.15
27	14	2251	OMG	O6-C6-N1	-3.62	113.31	120.11
59	1L	32	PSU	N1-C2-N3	3.62	118.98	115.17
27	14	1917	PSU	C4-N3-C2	-3.61	121.40	126.37
22	1K	32	PSU	C4-N3-C2	-3.61	121.40	126.37
22	1K	54	5MU	C6-N1-C2	-3.60	117.72	121.30
27	14	1915	5MU	N3-C2-N1	3.60	119.58	114.89
24	3L	37	MIA	C4-C5-N7	-3.59	106.48	110.58

Continued on next page...

Continued from previous page...

Mol	Chain	Res	Type	Atoms	Z	Observed(°)	Ideal(°)
27	14	2552	OMU	N3-C2-N1	3.59	119.56	114.89
24	3K	37	MIA	C16-C14-C13	-3.58	111.91	122.66
22	1K	37	MIA	C6-C5-N7	3.58	136.33	132.43
60	2L	16	H2U	C5-C6-N1	3.57	122.32	111.52
59	1L	37	MIA	C4-C5-N7	-3.56	106.51	110.58
1	13	1498	UR3	O2-C2-N3	-3.56	116.41	121.33
22	1K	55	PSU	C6-N1-C2	-3.54	119.40	122.69
27	1H	2264	OMG	O6-C6-N1	-3.54	113.46	120.11
27	1H	1938	5MU	N3-C2-N1	3.53	119.49	114.89
24	3L	37	MIA	C6-C5-N7	3.53	136.28	132.43
60	2L	46	7MG	C5-C4-N3	-3.53	121.50	128.13
1	1G	1519	MA6	C4-C5-C6	3.51	119.54	115.91
1	13	1518	MA6	C4-N9-C8	3.50	109.42	105.74
26	5K	16	H2U	C5-C6-N1	3.49	122.09	111.52
1	1G	1519	MA6	N9-C8-N7	-3.49	108.99	113.94
1	13	1519	MA6	C2-N1-C6	3.48	120.34	111.83
1	1G	966	M2G	C2-N3-C4	3.47	118.92	112.51
1	13	967	5MC	C5-C6-N1	-3.46	119.56	123.31
23	2K	16	H2U	C5-C4-N3	3.44	120.35	116.69
22	1K	54	5MU	C5M-C5-C6	-3.44	118.19	122.85
59	1L	37	MIA	C16-C14-C13	-3.44	112.34	122.66
1	13	1407	5MC	C5-C6-N1	-3.43	119.59	123.31
1	13	1207	2MG	C1'-N9-C4	-3.42	116.38	126.49
60	2L	37	MIA	N9-C8-N7	-3.42	109.08	113.94
1	13	1207	2MG	N9-C8-N7	-3.37	107.15	113.40
1	1G	1404	5MC	CM5-C5-C6	-3.37	118.29	122.85
24	3L	37	MIA	C2-N3-C4	3.36	121.10	112.29
1	13	1402	4OC	C5-C6-N1	-3.35	116.39	121.84
23	2K	16	H2U	O2-C2-N1	-3.35	119.08	123.10
26	5K	37	MIA	C16-C14-C13	-3.34	112.65	122.66
27	14	2605	PSU	O2-C2-N3	-3.33	115.94	121.86
23	2K	16	H2U	N3-C2-N1	3.33	119.99	116.65
60	2L	47	3AU	C1'-N1-C6	-3.33	113.67	120.78
22	1K	55	PSU	O2-C2-N1	-3.31	119.37	122.79
26	5K	39	PSU	O2-C2-N1	-3.31	119.37	122.79
27	1H	2516	2MA	N9-C8-N7	-3.31	109.24	113.94
26	5K	20	H2U	C5-C4-N3	3.30	120.20	116.69
1	13	1498	UR3	O4-C4-N3	-3.30	115.65	119.66
60	2L	37	MIA	N3-C4-N9	3.29	131.17	126.99
26	5K	37	MIA	C1'-N9-C8	-3.29	119.80	127.09
23	2K	47	3AU	O2-C2-N3	-3.28	117.56	121.98
23	2K	55	PSU	C6-N1-C2	-3.28	119.65	122.69

Continued on next page...

Continued from previous page...

Mol	Chain	Res	Type	Atoms	Z	Observed(°)	Ideal(°)
1	1G	516	PSU	N1-C2-N3	3.28	118.62	115.17
23	2K	47	3AU	C4-N3-C2	-3.27	120.81	124.66
1	1G	527	7MG	N9-C8-N7	-3.27	98.75	103.37
27	14	2251	OMG	C1'-N9-C8	-3.27	117.45	126.73
59	1L	39	PSU	O2-C2-N1	-3.26	119.42	122.79
23	2K	20	H2U	N3-C2-N1	3.25	119.92	116.65
60	2L	46	7MG	N9-C8-N7	-3.25	98.78	103.37
23	2K	39	PSU	C6-C5-C4	3.25	120.36	118.17
27	14	1917	PSU	C6-N1-C2	-3.24	119.68	122.69
1	1G	1400	5MC	C5-C6-N1	-3.24	119.79	123.31
24	3K	37	MIA	N9-C8-N7	-3.23	109.35	113.94
59	1L	37	MIA	N9-C8-N7	-3.23	109.35	113.94
1	1G	1519	MA6	C2-N3-C4	3.23	119.72	111.83
60	2L	54	5MU	C5-C6-N1	-3.23	119.81	123.31
60	2L	16	H2U	O2-C2-N1	-3.23	119.22	123.10
26	5K	37	MIA	C2-N3-C4	3.22	120.73	112.29
27	14	2251	OMG	N2-C2-N1	3.21	123.55	116.76
1	1G	1207	2MG	N9-C4-N3	3.21	132.37	125.95
27	1H	1985	5MC	C5-C4-N4	-3.20	116.88	121.39
22	1K	46	7MG	N9-C8-N7	-3.20	98.84	103.37
1	13	1519	MA6	C4-C5-N7	-3.17	106.95	110.58
1	1G	527	7MG	C2-N1-C6	-3.16	119.37	125.11
1	13	1518	MA6	N3-C4-N9	3.16	132.55	127.17
60	2L	47	3AU	C4-N3-C2	-3.16	120.95	124.66
24	3K	37	MIA	C2-N3-C4	3.15	120.55	112.29
59	1L	39	PSU	C6-C5-C4	3.15	120.30	118.17
60	2L	8	4SU	C5-C4-S4	-3.15	120.71	124.31
24	3L	37	MIA	N3-C2-N1	-3.14	121.27	127.00
1	13	1519	MA6	C5-N7-C8	3.13	108.37	103.45
27	1H	1962	5MU	O2-C2-N1	-3.13	118.72	122.80
24	3K	37	MIA	N3-C2-N1	-3.12	121.31	127.00
59	1L	37	MIA	C6-C5-N7	3.10	135.81	132.43
1	1G	1519	MA6	N3-C4-N9	3.09	132.42	127.17
23	2K	37	MIA	C6-C5-N7	3.08	135.78	132.43
26	5K	32	PSU	O2-C2-N1	-3.07	119.62	122.79
27	1H	1940	PSU	C6-C5-C4	3.07	120.25	118.17
24	3L	37	MIA	N9-C8-N7	-3.06	109.59	113.94
23	2K	46	7MG	N9-C8-N7	-3.06	99.04	103.37
1	1G	1518	MA6	C4-N9-C8	3.06	108.95	105.74
23	2K	46	7MG	C2-N1-C6	-3.05	119.57	125.11
60	2L	39	PSU	C6-N1-C2	-3.05	119.86	122.69
27	1H	2516	2MA	N3-C2-N1	-3.04	120.41	125.77

Continued on next page...

Continued from previous page...

Mol	Chain	Res	Type	Atoms	Z	Observed(°)	Ideal(°)
22	1K	46	7MG	O6-C6-C5	-3.04	120.17	127.62
27	1H	2264	OMG	N1-C2-N3	-3.03	117.78	123.32
59	1L	37	MIA	C2-N3-C4	3.01	120.19	112.29
26	5K	37	MIA	C4-C5-C6	3.01	119.28	116.78
23	2K	16	H2U	C5-C6-N1	3.01	120.61	111.52
59	1L	32	PSU	O2-C2-N1	-3.00	119.69	122.79
1	1G	1402	4OC	C5-C6-N1	-3.00	116.97	121.84
1	1G	1518	MA6	C2-N1-C6	3.00	119.15	111.83
27	1H	2565	OMU	C1'-N1-C2	3.00	122.97	117.59
24	3K	37	MIA	C16-C14-C15	-2.99	107.69	114.59
27	14	1939	5MU	N3-C2-N1	2.99	118.79	114.89
23	2K	20	H2U	C5-C6-N1	2.99	120.57	111.52
27	14	1962	5MC	CM5-C5-C6	-2.99	118.81	122.85
1	1G	1498	UR3	C6-N1-C2	-2.98	119.36	121.80
59	1L	39	PSU	C6-N1-C2	-2.98	119.92	122.69
22	1K	54	5MU	N3-C2-N1	2.98	118.77	114.89
26	5K	37	MIA	C4-C5-N7	-2.98	107.18	110.58
22	1K	46	7MG	C2-N1-C6	-2.97	119.72	125.11
1	1G	1407	5MC	C5-C6-N1	-2.95	120.11	123.31
27	1H	2264	OMG	O6-C6-C5	-2.95	118.75	126.53
1	1G	1519	MA6	C2-N1-C6	2.95	119.03	111.83
26	5K	55	PSU	O2-C2-N1	-2.95	119.75	122.79
1	13	1207	2MG	N2-C2-N3	-2.94	116.76	120.51
27	14	1942	5MC	O2-C2-N3	-2.94	117.69	122.33
1	1G	966	M2G	N9-C8-N7	-2.94	107.95	113.40
27	1H	2618	PSU	O2-C2-N3	-2.93	116.65	121.86
12	3A	89	0TD	OD2-CG-CB	2.93	119.48	113.15
22	1K	37	MIA	N6-C6-N1	-2.92	114.42	118.33
60	2L	37	MIA	C2-N3-C4	2.92	119.94	112.29
27	1H	1965	5MC	C1'-N1-C6	-2.92	116.34	121.15
1	1G	1518	MA6	N3-C4-N9	2.90	132.10	127.17
1	13	1207	2MG	C1'-N9-C8	2.90	134.97	126.73
60	2L	46	7MG	O6-C6-C5	-2.90	120.50	127.62
27	14	2605	PSU	C6-C5-C4	2.90	120.13	118.17
1	1G	966	M2G	N9-C4-N3	2.89	131.73	125.95
1	13	1498	UR3	C3U-N3-C2	2.89	122.37	117.33
27	14	1917	PSU	C6-C5-C4	2.87	120.11	118.17
1	13	1519	MA6	C2-N3-C4	2.87	118.84	111.83
27	1H	1943	OMC	C1'-N1-C2	2.87	124.78	118.44
27	14	2552	OMU	O4-C4-C5	-2.87	120.21	125.16
24	3K	32	PSU	O2-C2-N1	-2.85	119.85	122.79
26	5K	37	MIA	C4-N9-C1'	2.85	133.29	126.63

Continued on next page...

Continued from previous page...

Mol	Chain	Res	Type	Atoms	Z	Observed(°)	Ideal(°)
27	14	1920	OMC	O2-C2-N3	-2.84	117.85	122.33
27	1H	2565	OMU	C2'-C1'-N1	-2.83	108.86	114.24
1	1G	1518	MA6	C2-N3-C4	2.83	118.74	111.83
27	1H	2565	OMU	CM2-O2'-C2'	-2.82	107.23	114.47
1	1G	1498	UR3	C1'-N1-C2	2.82	121.66	117.04
1	13	1518	MA6	C2-N3-C4	2.82	118.72	111.83
27	14	1917	PSU	O2-C2-N1	-2.82	119.88	122.79
27	14	2503	2MA	N6-C6-N1	2.82	120.83	117.03
27	14	1962	5MC	O2-C2-N3	-2.81	117.89	122.33
1	13	966	M2G	C8-N7-C5	2.81	109.27	104.26
27	14	2552	OMU	C2'-C1'-N1	-2.81	108.91	114.24
27	14	2503	2MA	C5-N7-C8	2.80	107.85	103.45
1	1G	1400	5MC	C5-C4-N4	-2.78	117.47	121.39
60	2L	54	5MU	C5M-C5-C4	2.78	121.75	118.78
1	1G	1207	2MG	N9-C8-N7	-2.78	108.25	113.40
23	2K	39	PSU	C6-N1-C2	-2.78	120.11	122.69
1	13	516	PSU	O2-C2-N1	-2.77	119.93	122.79
1	13	527	7MG	N9-C8-N7	-2.77	99.45	103.37
59	1L	54	5MU	N3-C2-N1	2.76	118.49	114.89
22	1K	37	MIA	C2-N3-C4	2.76	119.52	112.29
1	13	966	M2G	C2-N3-C4	2.76	117.61	112.51
24	3K	39	PSU	O2-C2-N1	-2.76	119.94	122.79
22	1K	32	PSU	N1-C2-N3	2.75	118.07	115.17
27	1H	2516	2MA	N6-C6-N1	2.75	120.74	117.03
23	2K	37	MIA	C2-N3-C4	2.75	119.50	112.29
12	3I	89	0TD	OD2-CG-OD1	-2.75	117.84	124.08
23	2K	37	MIA	C16-C14-C13	-2.74	114.42	122.66
27	14	2605	PSU	C5-C6-N1	-2.74	118.34	122.14
1	13	1207	2MG	N9-C4-N3	2.74	131.43	125.95
23	2K	8	4SU	C1'-N1-C2	2.73	122.50	117.59
27	1H	1943	OMC	N4-C4-N3	2.73	122.79	117.91
1	13	1207	2MG	C5-C6-N1	2.71	120.14	113.25
27	1H	2264	OMG	C5-C4-N3	-2.70	124.08	128.39
1	13	527	7MG	C2-N1-C6	-2.70	120.21	125.11
22	1K	37	MIA	N9-C8-N7	-2.69	110.12	113.94
27	1H	1962	5MU	C1'-N1-C2	-2.68	112.78	117.59
60	2L	54	5MU	C1'-N1-C2	2.68	122.41	117.59
26	5K	37	MIA	N3-C2-N1	-2.68	122.11	127.00
27	14	1911	PSU	O2-C2-N1	-2.67	120.04	122.79
27	14	1939	5MU	C6-N1-C2	-2.67	118.65	121.30
26	5K	39	PSU	C6-N1-C2	-2.66	120.22	122.69
24	3K	37	MIA	C2-N1-C6	2.66	122.58	117.54

Continued on next page...

Continued from previous page...

Mol	Chain	Res	Type	Atoms	Z	Observed(°)	Ideal(°)
24	3L	32	PSU	O2-C2-N1	-2.65	120.05	122.79
26	5K	20	H2U	O2-C2-N3	-2.64	116.63	121.49
23	2K	37	MIA	N3-C2-N1	-2.63	122.20	127.00
22	1K	37	MIA	C11-S10-C2	2.62	104.22	102.25
1	1G	1407	5MC	CM5-C5-C6	-2.62	119.30	122.85
27	1H	1938	5MU	O2-C2-N3	-2.62	116.66	121.49
60	2L	47	3AU	C5-C4-N3	2.61	119.25	115.64
60	2L	37	MIA	C5-C4-N9	2.60	108.65	105.81
1	1G	1518	MA6	C5-N7-C8	2.60	107.53	103.45
23	2K	37	MIA	N9-C8-N7	-2.59	110.26	113.94
1	13	1518	MA6	C5-N7-C8	2.59	107.52	103.45
26	5K	8	4SU	C1'-N1-C2	2.57	122.22	117.59
1	13	516	PSU	C6-N1-C2	-2.57	120.31	122.69
24	3L	37	MIA	C16-C14-C15	-2.57	108.68	114.59
1	13	1402	4OC	N1-C2-N3	2.56	123.25	118.80
60	2L	46	7MG	C2-N1-C6	-2.55	120.49	125.11
1	1G	1207	2MG	CM2-N2-C2	-2.54	118.19	123.65
27	14	1942	5MC	C1'-N1-C6	-2.54	116.97	121.15
1	1G	527	7MG	O6-C6-C5	-2.54	121.39	127.62
1	1G	1407	5MC	C5-C4-N3	-2.53	119.16	121.75
1	13	1519	MA6	C5-C4-N9	2.53	108.56	105.81
27	14	2503	2MA	N3-C2-N1	-2.52	121.33	125.77
26	5K	16	H2U	N3-C2-N1	2.51	119.17	116.65
22	1K	54	5MU	O2-C2-N1	-2.51	119.53	122.80
1	1G	966	M2G	C5-C6-N1	2.51	119.64	113.25
60	2L	32	PSU	C6-N1-C2	-2.51	120.36	122.69
22	1K	37	MIA	C5-C6-N6	2.50	126.85	122.03
27	1H	1943	OMC	C5-C4-N4	-2.50	116.26	120.63
1	13	966	M2G	C8-N9-C4	2.50	110.71	106.03
27	14	1962	5MC	C5-C6-N1	-2.50	120.60	123.31
27	14	2503	2MA	C6-C5-C4	2.50	120.58	117.18
23	2K	46	7MG	O6-C6-C5	-2.49	121.51	127.62
1	1G	1404	5MC	C1'-N1-C6	-2.48	117.06	121.15
27	1H	1965	5MC	CM5-C5-C6	-2.48	119.49	122.85
27	1H	2565	OMU	C1'-N1-C6	-2.47	115.50	120.78
27	1H	2618	PSU	O2'-C2'-C1'	-2.45	105.38	111.21
27	1H	1943	OMC	C1'-N1-C6	-2.45	115.55	120.78
27	14	2503	2MA	C1'-N9-C8	2.44	132.51	127.09
27	14	1942	5MC	C5-C6-N1	-2.44	120.67	123.31
26	5K	55	PSU	C6-N1-C2	-2.44	120.43	122.69
1	1G	966	M2G	O6-C6-C5	-2.43	120.11	126.53
60	2L	39	PSU	O2-C2-N1	-2.43	120.28	122.79

Continued on next page...

Continued from previous page...

Mol	Chain	Res	Type	Atoms	Z	Observed(°)	Ideal(°)
24	3K	39	PSU	C6-N1-C2	-2.43	120.44	122.69
22	1K	39	PSU	C6-C5-C4	2.43	119.81	118.17
27	1H	1934	PSU	C6-N1-C2	-2.43	120.44	122.69
27	14	1915	5MU	O3'-C3'-C2'	2.42	119.59	111.82
60	2L	37	MIA	S10-C2-N1	2.42	124.40	116.04
23	2K	37	MIA	C2-N1-C6	2.42	122.13	117.54
59	1L	39	PSU	O4'-C1'-C2'	2.41	108.48	105.15
1	13	966	M2G	C5-C6-N1	2.40	119.37	113.25
1	13	966	M2G	CM2-N2-CM1	2.40	123.55	115.87
24	3K	32	PSU	C6-N1-C2	-2.40	120.46	122.69
12	3A	89	0TD	CSB-SB-CB	2.38	106.64	102.36
27	1H	1965	5MC	C5-C4-N4	-2.37	118.05	121.39
1	1G	1519	MA6	C5-N7-C8	2.37	107.17	103.45
27	14	2251	OMG	C2'-C1'-N9	-2.36	109.76	114.24
1	13	1207	2MG	C8-N7-C5	2.36	108.46	104.26
1	1G	1498	UR3	C3U-N3-C2	2.35	121.43	117.33
1	13	966	M2G	O6-C6-C5	-2.35	120.32	126.53
24	3L	39	PSU	O2-C2-N1	-2.34	120.37	122.79
59	1L	37	MIA	N3-C2-N1	-2.34	122.73	127.00
26	5K	54	5MU	N3-C2-N1	2.33	117.93	114.89
1	13	1518	MA6	C4-C5-C6	2.33	118.31	115.91
23	2K	32	PSU	O4-C4-C5	-2.31	118.26	124.01
1	13	1402	4OC	C4-N3-C2	-2.31	117.06	120.11
60	2L	55	PSU	O2-C2-N3	-2.30	117.77	121.86
27	14	1942	5MC	C1'-N1-C2	2.30	123.51	118.44
27	14	2605	PSU	C5-C4-N3	2.30	121.61	116.55
23	2K	47	3AU	O31-C13-O30	-2.29	118.88	124.08
1	13	1519	MA6	N3-C4-N9	2.29	131.06	127.17
1	13	1207	2MG	O6-C6-C5	-2.29	120.50	126.53
1	1G	1207	2MG	C5-C6-N1	2.28	119.06	113.25
1	1G	1400	5MC	CM5-C5-C6	-2.28	119.76	122.85
27	1H	1962	5MU	C6-N1-C2	2.28	123.57	121.30
27	14	1911	PSU	C6-N1-C2	-2.28	120.58	122.69
1	1G	967	5MC	C5-C4-N4	-2.28	118.19	121.39
27	1H	2516	2MA	C6-C5-C4	2.27	120.28	117.18
60	2L	16	H2U	O4-C4-C5	-2.27	117.55	122.20
1	1G	1207	2MG	C1'-N9-C4	-2.27	119.77	126.49
1	13	1498	UR3	O3'-C3'-C2'	2.27	119.10	111.82
1	1G	1400	5MC	C1'-N1-C2	2.27	123.45	118.44
60	2L	54	5MU	N3-C2-N1	2.27	117.84	114.89
1	1G	1402	4OC	C6-C5-C4	2.27	119.73	117.00
60	2L	32	PSU	C6-C5-C4	2.26	119.70	118.17

Continued on next page...

Continued from previous page...

Mol	Chain	Res	Type	Atoms	Z	Observed(°)	Ideal(°)
27	1H	2618	PSU	C5-C4-N3	2.26	121.53	116.55
22	1K	55	PSU	C6-C5-C4	2.26	119.70	118.17
27	1H	1934	PSU	O2-C2-N1	-2.26	120.45	122.79
26	5K	39	PSU	C6-C5-C4	2.25	119.69	118.17
23	2K	47	3AU	C5-C4-N3	2.25	118.75	115.64
24	3L	37	MIA	C2-N1-C6	2.23	121.77	117.54
23	2K	54	5MU	C5M-C5-C4	2.22	121.16	118.78
27	1H	2618	PSU	C5-C6-N1	-2.22	119.06	122.14
27	14	1939	5MU	O4-C4-N3	-2.22	115.94	120.11
60	2L	55	PSU	C5-C6-N1	-2.22	119.06	122.14
23	2K	32	PSU	O4'-C1'-C2'	2.22	108.22	105.15
27	1H	2264	OMG	N2-C2-N3	-2.21	115.35	119.67
1	13	966	M2G	C4-C5-N7	-2.21	107.16	110.67
27	1H	1934	PSU	C5-C4-N3	2.21	121.42	116.55
1	1G	1207	2MG	C8-N7-C5	2.21	108.20	104.26
26	5K	37	MIA	N6-C6-N1	2.21	121.29	118.33
23	2K	39	PSU	O2-C2-N3	-2.20	117.95	121.86
26	5K	32	PSU	C6-N1-C2	-2.20	120.65	122.69
26	5K	37	MIA	N9-C8-N7	-2.20	110.81	113.94
27	1H	1940	PSU	O2-C2-N1	-2.20	120.52	122.79
27	14	1942	5MC	C5-C4-N4	-2.19	118.31	121.39
60	2L	8	4SU	O2-C2-N3	-2.19	117.46	121.49
27	1H	1962	5MU	O2-C2-N3	2.18	125.50	121.49
26	5K	37	MIA	C2-N1-C6	2.17	121.67	117.54
27	14	2552	OMU	CM2-O2'-C2'	-2.17	108.91	114.47
23	2K	47	3AU	O3'-C3'-C2'	2.16	118.73	111.82
59	1L	39	PSU	O4-C4-C5	-2.16	118.65	124.01
27	14	2251	OMG	C2-N1-C6	2.15	129.02	125.11
27	1H	1985	5MC	C1'-N1-C6	-2.15	117.61	121.15
22	1K	8	4SU	O2-C2-N1	-2.15	120.00	122.80
60	2L	8	4SU	C1'-N1-C2	2.15	121.45	117.59
27	1H	1934	PSU	O4-C4-C5	-2.14	118.69	124.01
60	2L	47	3AU	C10-N3-C4	2.14	121.24	117.10
1	1G	1207	2MG	O6-C6-C5	-2.13	120.90	126.53
23	2K	8	4SU	O2-C2-N3	-2.13	117.56	121.49
27	1H	1965	5MC	O2-C2-N3	-2.13	118.98	122.33
1	1G	1518	MA6	C4-C5-N7	-2.12	108.16	110.58
24	3L	32	PSU	O4-C4-C5	-2.12	118.73	124.01
24	3L	39	PSU	C6-N1-C2	-2.12	120.72	122.69
1	13	1400	5MC	C1'-N1-C2	-2.12	113.76	118.44
26	5K	16	H2U	O4-C4-C5	-2.11	117.88	122.20
1	13	1407	5MC	CM5-C5-C6	-2.11	120.00	122.85

Continued on next page...

Continued from previous page...

Mol	Chain	Res	Type	Atoms	Z	Observed(°)	Ideal(°)
27	14	2605	PSU	C3'-C2'-C1'	-2.11	99.20	101.69
22	1K	55	PSU	O4'-C1'-C2'	2.10	108.06	105.15
27	1H	2618	PSU	C6-C5-C4	2.08	119.58	118.17
1	1G	1207	2MG	C1'-N9-C8	2.08	132.64	126.73
60	2L	47	3AU	O31-C13-O30	-2.08	119.36	124.08
24	3K	37	MIA	C4-N9-C8	2.08	107.92	105.74
26	5K	54	5MU	C1'-N1-C2	2.08	121.32	117.59
1	1G	1519	MA6	C5-C4-N9	2.08	108.07	105.81
1	1G	1402	4OC	O2-C2-N1	2.07	122.96	118.90
23	2K	32	PSU	C5-C4-N3	2.07	121.10	116.55
27	1H	2565	OMU	C5-C6-N1	-2.07	118.48	121.84
1	13	1519	MA6	C4-N9-C8	2.06	107.91	105.74
27	1H	1962	5MU	C5M-C5-C4	-2.05	116.59	118.78
59	1L	37	MIA	C2-N1-C6	2.05	121.43	117.54
60	2L	46	7MG	N1-C2-N3	-2.04	119.58	123.32
1	1G	966	M2G	C1'-N9-C8	-2.04	120.94	126.73
27	1H	2565	OMU	O2-C2-N3	-2.03	117.75	121.49
22	1K	8	4SU	C1'-N1-C2	2.01	121.20	117.59
22	1K	54	5MU	O4-C4-N3	-2.01	116.34	120.11

There are no chirality outliers.

All (129) torsion outliers are listed below:

Mol	Chain	Res	Type	Atoms
1	13	527	7MG	O4'-C4'-C5'-O5'
1	1G	1207	2MG	O4'-C4'-C5'-O5'
1	13	1402	4OC	O4'-C4'-C5'-O5'
1	1G	1402	4OC	O4'-C4'-C5'-O5'
1	1G	1518	MA6	C5-C6-N6-C9
1	13	1519	MA6	O4'-C4'-C5'-O5'
1	1G	1519	MA6	O4'-C4'-C5'-O5'
22	1K	37	MIA	O4'-C4'-C5'-O5'
22	1K	37	MIA	C12-C13-C14-C15
22	1K	37	MIA	C12-C13-C14-C16
23	2K	20	H2U	O4'-C1'-N1-C6
23	2K	37	MIA	C3'-C4'-C5'-O5'
23	2K	37	MIA	C12-C13-C14-C15
23	2K	47	3AU	N3-C10-C11-C12
23	2K	47	3AU	C10-C11-C12-C13
23	2K	47	3AU	C10-C11-C12-N40
23	2K	47	3AU	C3'-C4'-C5'-O5'
23	2K	47	3AU	O4'-C4'-C5'-O5'

Continued on next page...

Continued from previous page...

Mol	Chain	Res	Type	Atoms
24	3L	32	PSU	C2'-C1'-C5-C4
24	3K	37	MIA	C5-C6-N6-C12
24	3K	37	MIA	N1-C6-N6-C12
24	3K	37	MIA	N1-C2-S10-C11
24	3K	37	MIA	N3-C2-S10-C11
24	3K	37	MIA	C12-C13-C14-C15
24	3K	37	MIA	C12-C13-C14-C16
24	3L	37	MIA	N1-C2-S10-C11
24	3L	37	MIA	N3-C2-S10-C11
24	3L	37	MIA	C12-C13-C14-C15
24	3L	37	MIA	C12-C13-C14-C16
26	5K	8	4SU	O4'-C4'-C5'-O5'
26	5K	16	H2U	O4'-C4'-C5'-O5'
26	5K	20	H2U	O4'-C4'-C5'-O5'
26	5K	20	H2U	C3'-C4'-C5'-O5'
26	5K	37	MIA	C5-C6-N6-C12
26	5K	37	MIA	N1-C2-S10-C11
26	5K	37	MIA	N3-C2-S10-C11
26	5K	37	MIA	C12-C13-C14-C15
26	5K	54	5MU	C3'-C4'-C5'-O5'
26	5K	54	5MU	O4'-C4'-C5'-O5'
59	1L	37	MIA	C12-C13-C14-C15
60	2L	37	MIA	C5-C6-N6-C12
60	2L	37	MIA	C12-C13-C14-C15
60	2L	37	MIA	C12-C13-C14-C16
60	2L	54	5MU	O4'-C4'-C5'-O5'
60	2L	47	3AU	C2'-C1'-N1-C6
26	5K	20	H2U	C2'-C1'-N1-C2
60	2L	47	3AU	C2'-C1'-N1-C2
1	13	527	7MG	C3'-C4'-C5'-O5'
1	1G	1207	2MG	C3'-C4'-C5'-O5'
22	1K	37	MIA	C3'-C4'-C5'-O5'
22	1K	46	7MG	C3'-C4'-C5'-O5'
22	1K	55	PSU	C3'-C4'-C5'-O5'
23	2K	20	H2U	C3'-C4'-C5'-O5'
26	5K	8	4SU	C3'-C4'-C5'-O5'
26	5K	16	H2U	C3'-C4'-C5'-O5'
26	5K	55	PSU	O4'-C4'-C5'-O5'
27	1H	1938	5MU	C3'-C4'-C5'-O5'
27	1H	1938	5MU	O4'-C4'-C5'-O5'
27	14	1962	5MC	O4'-C4'-C5'-O5'
60	2L	54	5MU	C3'-C4'-C5'-O5'

Continued on next page...

Continued from previous page...

Mol	Chain	Res	Type	Atoms
26	5K	37	MIA	C4'-C5'-O5'-P
1	1G	1400	5MC	O4'-C4'-C5'-O5'
1	1G	1400	5MC	C3'-C4'-C5'-O5'
22	1K	55	PSU	O4'-C4'-C5'-O5'
23	2K	37	MIA	O4'-C4'-C5'-O5'
24	3K	32	PSU	C3'-C4'-C5'-O5'
60	2L	47	3AU	O4'-C4'-C5'-O5'
26	5K	20	H2U	C2'-C1'-N1-C6
1	1G	1402	4OC	C3'-C4'-C5'-O5'
1	13	1519	MA6	C3'-C4'-C5'-O5'
60	2L	47	3AU	C3'-C4'-C5'-O5'
1	13	1402	4OC	C3'-C4'-C5'-O5'
1	1G	1519	MA6	C3'-C4'-C5'-O5'
24	3K	32	PSU	O4'-C4'-C5'-O5'
26	5K	55	PSU	C3'-C4'-C5'-O5'
60	2L	8	4SU	O4'-C4'-C5'-O5'
1	1G	527	7MG	C3'-C4'-C5'-O5'
27	14	1962	5MC	C3'-C4'-C5'-O5'
26	5K	37	MIA	N1-C6-N6-C12
60	2L	37	MIA	N1-C6-N6-C12
23	2K	20	H2U	O4'-C4'-C5'-O5'
27	14	2552	OMU	C3'-C4'-C5'-O5'
60	2L	46	7MG	O4'-C4'-C5'-O5'
22	1K	46	7MG	O4'-C4'-C5'-O5'
24	3K	37	MIA	O4'-C4'-C5'-O5'
26	5K	16	H2U	C4'-C5'-O5'-P
23	2K	47	3AU	C2'-C1'-N1-C2
1	1G	527	7MG	O4'-C4'-C5'-O5'
1	1G	1518	MA6	C3'-C4'-C5'-O5'
24	3L	32	PSU	C3'-C4'-C5'-O5'
12	3A	89	0TD	CA-CB-CG-OD2
12	3A	89	0TD	CA-CB-CG-OD1
60	2L	47	3AU	C11-C12-C13-O31
60	2L	8	4SU	C3'-C4'-C5'-O5'
1	1G	1518	MA6	N1-C6-N6-C9
26	5K	20	H2U	C4'-C5'-O5'-P
1	1G	1518	MA6	O4'-C4'-C5'-O5'
24	3L	32	PSU	O4'-C4'-C5'-O5'
23	2K	47	3AU	C2'-C1'-N1-C6
12	3I	89	0TD	SB-CB-CG-OD1
27	14	2552	OMU	C4'-C5'-O5'-P
60	2L	47	3AU	C4'-C5'-O5'-P

Continued on next page...

Continued from previous page...

Mol	Chain	Res	Type	Atoms
60	2L	47	3AU	C11-C12-C13-O30
1	13	1519	MA6	C4'-C5'-O5'-P
23	2K	55	PSU	C4'-C5'-O5'-P
24	3L	32	PSU	O4'-C1'-C5-C4
1	13	1498	UR3	O4'-C4'-C5'-O5'
23	2K	55	PSU	C3'-C4'-C5'-O5'
59	1L	37	MIA	N6-C12-C13-C14
60	2L	46	7MG	C3'-C4'-C5'-O5'
27	14	1920	OMC	C2'-C1'-N1-C6
27	1H	1962	5MU	C3'-C4'-C5'-O5'
27	14	2552	OMU	O4'-C4'-C5'-O5'
22	1K	8	4SU	C4'-C5'-O5'-P
24	3L	32	PSU	C4'-C5'-O5'-P
27	1H	2516	2MA	C4'-C5'-O5'-P
23	2K	20	H2U	O4'-C1'-N1-C2
12	3I	89	0TD	SB-CB-CG-OD2
12	3A	89	0TD	CA-CB-SB-CSB
1	13	1498	UR3	C3'-C4'-C5'-O5'
26	5K	39	PSU	O4'-C1'-C5-C6
12	3I	89	0TD	CG-CB-SB-CSB
12	3A	89	0TD	CG-CB-SB-CSB
27	1H	2516	2MA	O4'-C1'-N9-C8
27	1H	1962	5MU	O4'-C4'-C5'-O5'
27	1H	1938	5MU	C2'-C1'-N1-C2
27	14	2552	OMU	C2'-C1'-N1-C2
27	14	1920	OMC	C2'-C1'-N1-C2
24	3K	37	MIA	C3'-C4'-C5'-O5'

There are no ring outliers.

57 monomers are involved in 102 short contacts:

Mol	Chain	Res	Type	Clashes	Symm-Clashes
27	1H	1985	5MC	1	0
27	14	1915	5MU	1	0
1	13	1402	4OC	1	0
1	13	1207	2MG	1	0
59	1L	39	PSU	1	0
27	1H	2516	2MA	3	0
23	2K	54	5MU	2	0
60	2L	54	5MU	4	0
1	13	966	M2G	1	0
22	1K	54	5MU	1	0

Continued on next page...

Continued from previous page...

Mol	Chain	Res	Type	Clashes	Symm-Clashes
1	13	1404	5MC	1	0
27	1H	2565	OMU	3	0
1	13	967	5MC	1	0
24	3K	39	PSU	1	0
12	3I	89	0TD	1	0
24	3L	32	PSU	1	0
26	5K	54	5MU	1	0
59	1L	37	MIA	2	0
1	13	1498	UR3	4	0
27	14	1942	5MC	1	0
1	13	1400	5MC	1	0
12	3A	89	0TD	3	0
27	14	1962	5MC	2	0
23	2K	55	PSU	1	0
27	1H	1962	5MU	1	0
27	14	2503	2MA	2	0
23	2K	46	7MG	1	0
1	1G	1519	MA6	4	0
22	1K	37	MIA	2	0
22	1K	46	7MG	4	0
1	13	1518	MA6	2	0
1	1G	1400	5MC	1	0
26	5K	37	MIA	1	0
27	14	2552	OMU	4	0
60	2L	8	4SU	2	0
27	14	1939	5MU	2	0
26	5K	55	PSU	1	0
27	14	1911	PSU	1	0
1	1G	1404	5MC	1	0
1	1G	1402	4OC	2	0
26	5K	16	H2U	4	0
1	1G	1498	UR3	3	0
1	1G	1518	MA6	2	0
60	2L	32	PSU	1	0
23	2K	20	H2U	1	0
27	14	2251	OMG	2	0
26	5K	20	H2U	1	0
1	13	1519	MA6	2	0
27	1H	1940	PSU	1	0
22	1K	55	PSU	4	0
24	3L	37	MIA	3	0
1	1G	1207	2MG	3	0

Continued on next page...

Continued from previous page...

Mol	Chain	Res	Type	Clashes	Symm-Clashes
27	1H	2264	OMG	1	0
24	3K	37	MIA	3	0
27	1H	1943	OMC	2	0
1	1G	516	PSU	1	0
1	1G	967	5MC	2	0

5.5 Carbohydrates [i](#)

There are no oligosaccharides in this entry.

5.6 Ligand geometry [i](#)

Of 1376 ligands modelled in this entry, 1374 are monoatomic - leaving 2 for Mogul analysis.

In the following table, the Counts columns list the number of bonds (or angles) for which Mogul statistics could be retrieved, the number of bonds (or angles) that are observed in the model and the number of bonds (or angles) that are defined in the Chemical Component Dictionary. The Link column lists molecule types, if any, to which the group is linked. The Z score for a bond length (or angle) is the number of standard deviations the observed value is removed from the expected value. A bond length (or angle) with $|Z| > 2$ is considered an outlier worth inspection. RMSZ is the root-mean-square of all Z scores of the bond lengths (or angles).

Mol	Type	Chain	Res	Link	Bond lengths			Bond angles		
					Counts	RMSZ	$\# Z > 2$	Counts	RMSZ	$\# Z > 2$
63	SF4	3E	302	4	0,12,12	-	-	-		
63	SF4	32	303	4	0,12,12	-	-	-		

In the following table, the Chirals column lists the number of chiral outliers, the number of chiral centers analysed, the number of these observed in the model and the number defined in the Chemical Component Dictionary. Similar counts are reported in the Torsion and Rings columns. '-' means no outliers of that kind were identified.

Mol	Type	Chain	Res	Link	Chirals	Torsions	Rings
63	SF4	3E	302	4	-	-	0/6/5/5
63	SF4	32	303	4	-	-	0/6/5/5

There are no bond length outliers.

There are no bond angle outliers.

There are no chirality outliers.

There are no torsion outliers.

There are no ring outliers.

2 monomers are involved in 4 short contacts:

Mol	Chain	Res	Type	Clashes	Symm-Clashes
63	3E	302	SF4	3	0
63	32	303	SF4	1	0

5.7 Other polymers [i](#)

There are no such residues in this entry.

5.8 Polymer linkage issues [i](#)

There are no chain breaks in this entry.

6 Fit of model and data ⓘ

6.1 Protein, DNA and RNA chains ⓘ

In the following table, the column labelled ‘#RSRZ> 2’ contains the number (and percentage) of RSRZ outliers, followed by percent RSRZ outliers for the chain as percentile scores relative to all X-ray entries and entries of similar resolution. The OWAB column contains the minimum, median, 95th percentile and maximum values of the occupancy-weighted average B-factor per residue. The column labelled ‘Q< 0.9’ lists the number of (and percentage) of residues with an average occupancy less than 0.9.

Mol	Chain	Analysed	<RSRZ>	#RSRZ>2	OWAB(Å ²)	Q<0.9
1	13	1504/1522 (98%)	-0.35	6 (0%) 88 76	28, 69, 150, 240	0
1	1G	1501/1522 (98%)	-0.29	9 (0%) 85 70	38, 81, 144, 248	0
2	12	237/256 (92%)	1.18	45 (18%) 3 1	85, 134, 165, 184	0
2	1E	237/256 (92%)	0.65	15 (6%) 26 14	67, 105, 146, 160	0
3	22	206/239 (86%)	0.49	5 (2%) 59 38	81, 109, 137, 144	0
3	2E	205/239 (85%)	0.39	4 (1%) 65 44	62, 81, 122, 145	0
4	32	208/209 (99%)	0.27	7 (3%) 48 28	58, 74, 95, 120	0
4	3E	208/209 (99%)	0.39	0 100 100	58, 77, 99, 108	0
5	42	151/162 (93%)	0.29	0 100 100	67, 84, 102, 133	0
5	4E	151/162 (93%)	0.15	1 (0%) 84 68	50, 67, 90, 113	0
6	52	101/101 (100%)	0.30	2 (1%) 65 44	53, 74, 90, 111	0
6	5E	101/101 (100%)	0.16	0 100 100	50, 73, 89, 106	0
7	62	155/156 (99%)	0.30	6 (3%) 43 24	78, 93, 131, 152	0
7	6E	155/156 (99%)	0.20	4 (2%) 57 36	66, 85, 109, 117	0
8	72	138/138 (100%)	0.06	0 100 100	64, 85, 96, 105	0
8	7E	138/138 (100%)	0.03	0 100 100	55, 72, 85, 97	0
9	82	127/128 (99%)	0.32	1 (0%) 82 65	78, 115, 132, 137	0
9	8E	127/128 (99%)	0.30	2 (1%) 70 49	57, 102, 119, 123	0
10	1A	99/105 (94%)	0.68	3 (3%) 52 31	86, 123, 142, 144	0
10	1I	99/105 (94%)	0.78	6 (6%) 27 15	52, 105, 131, 135	0
11	2A	117/129 (90%)	0.12	1 (0%) 81 63	50, 77, 104, 140	0
11	2I	116/129 (89%)	-0.06	0 100 100	42, 69, 94, 119	0
12	3A	124/132 (93%)	0.07	2 (1%) 70 49	49, 69, 95, 149	0
12	3I	124/132 (93%)	-0.10	2 (1%) 70 49	37, 47, 77, 139	0

Continued on next page...

Continued from previous page...

Mol	Chain	Analysed	<RSRZ>	#RSRZ>2	OWAB(Å ²)	Q<0.9
13	4A	121/126 (96%)	0.43	6 (4%) 34 18	81, 118, 131, 141	0
13	4I	119/126 (94%)	0.50	5 (4%) 40 22	57, 92, 109, 118	0
14	5A	60/61 (98%)	0.16	0 100 100	83, 97, 121, 126	0
14	5I	60/61 (98%)	-0.05	0 100 100	61, 71, 85, 99	0
15	6A	88/89 (98%)	-0.11	0 100 100	53, 75, 94, 100	0
15	6I	88/89 (98%)	0.00	1 (1%) 78 59	44, 66, 90, 98	0
16	7A	84/88 (95%)	0.16	1 (1%) 76 58	59, 68, 86, 124	0
16	7I	83/88 (94%)	0.23	1 (1%) 76 58	63, 76, 99, 127	0
17	8A	100/105 (95%)	0.01	1 (1%) 79 61	57, 77, 94, 110	0
17	8I	100/105 (95%)	-0.09	1 (1%) 79 61	53, 69, 81, 87	0
18	9A	70/88 (79%)	0.22	1 (1%) 73 53	60, 75, 104, 126	0
18	9I	71/88 (80%)	0.14	2 (2%) 55 34	54, 69, 110, 127	0
19	AA	86/93 (92%)	0.73	8 (9%) 14 8	105, 131, 158, 170	0
19	AI	84/93 (90%)	0.70	6 (7%) 22 12	72, 96, 114, 119	0
20	BA	103/106 (97%)	0.16	2 (1%) 66 45	65, 84, 109, 116	0
20	BI	101/106 (95%)	-0.03	0 100 100	65, 83, 111, 123	0
21	1B	25/27 (92%)	0.10	0 100 100	94, 109, 123, 127	0
21	1F	24/27 (88%)	0.06	0 100 100	74, 85, 99, 110	0
22	1K	69/76 (90%)	0.60	6 (8%) 16 9	51, 163, 204, 219	0
23	2K	66/76 (86%)	-0.49	0 100 100	33, 59, 81, 131	0
24	3K	73/76 (96%)	0.81	4 (5%) 30 16	35, 200, 222, 230	0
24	3L	73/76 (96%)	0.79	6 (8%) 17 10	49, 197, 229, 238	0
25	4K	30/60 (50%)	0.36	0 100 100	43, 130, 219, 232	0
25	4L	30/60 (50%)	0.30	1 (3%) 49 29	61, 148, 218, 223	0
26	5K	68/76 (89%)	1.03	8 (11%) 9 5	80, 154, 180, 197	0
27	14	2865/2917 (98%)	-0.33	32 (1%) 78 59	27, 59, 194, 252	0
27	1H	2879/2917 (98%)	-0.60	32 (1%) 78 59	13, 37, 171, 243	0
28	16	122/122 (100%)	-0.75	1 (0%) 82 65	37, 55, 74, 146	0
28	1J	121/122 (99%)	-0.22	1 (0%) 82 65	65, 90, 118, 175	0
29	71	135/229 (58%)	1.22	19 (14%) 6 3	113, 202, 228, 236	0
29	79	135/229 (58%)	1.14	15 (11%) 10 5	131, 194, 215, 220	0

Continued on next page...

Continued from previous page...

Mol	Chain	Analysed	<RSRZ>	#RSRZ>2	OWAB(Å ²)	Q<0.9
30	11	272/276 (98%)	-0.36	0 100 100	14, 32, 47, 68	0
30	19	272/276 (98%)	-0.14	3 (1%) 78 59	25, 45, 61, 73	0
31	21	204/206 (99%)	-0.29	0 100 100	16, 46, 74, 97	0
31	29	204/206 (99%)	0.07	0 100 100	38, 72, 98, 111	0
32	31	202/210 (96%)	-0.25	1 (0%) 87 73	13, 42, 72, 99	0
32	39	202/210 (96%)	0.47	11 (5%) 31 17	30, 64, 95, 109	0
33	41	181/182 (99%)	0.23	4 (2%) 62 41	50, 66, 95, 111	0
33	49	181/182 (99%)	0.34	2 (1%) 78 59	82, 99, 124, 132	0
34	51	174/180 (96%)	0.47	7 (4%) 42 23	53, 76, 96, 117	0
34	59	173/180 (96%)	0.96	17 (9%) 13 7	135, 183, 220, 240	0
35	61	145/148 (97%)	0.65	9 (6%) 26 14	43, 96, 112, 126	0
35	69	146/148 (98%)	0.72	13 (8%) 15 8	52, 93, 116, 129	0
36	38	84/173 (48%)	1.60	22 (26%) 1 1	116, 159, 172, 180	0
37	15	138/140 (98%)	0.36	2 (1%) 73 53	51, 84, 109, 119	0
37	58	138/140 (98%)	0.07	5 (3%) 46 26	29, 46, 80, 92	0
38	25	122/122 (100%)	0.11	1 (0%) 82 65	43, 65, 83, 95	0
38	68	122/122 (100%)	-0.42	0 100 100	21, 40, 54, 64	0
39	35	150/150 (100%)	0.44	7 (4%) 36 19	35, 77, 106, 122	0
39	78	150/150 (100%)	-0.05	2 (1%) 75 56	19, 46, 81, 121	0
40	45	141/141 (100%)	0.18	2 (1%) 73 53	47, 85, 114, 163	0
40	88	141/141 (100%)	-0.02	5 (3%) 47 27	25, 44, 67, 91	5 (3%)
41	55	118/118 (100%)	-0.23	0 100 100	38, 57, 78, 93	0
41	98	118/118 (100%)	-0.31	0 100 100	24, 42, 61, 73	0
42	65	111/112 (99%)	0.53	3 (2%) 56 35	63, 89, 122, 132	0
42	A8	112/112 (100%)	0.13	3 (2%) 56 35	41, 55, 75, 94	0
43	75	137/146 (93%)	0.40	7 (5%) 33 18	57, 73, 145, 164	0
43	B8	137/146 (93%)	-0.12	0 100 100	32, 53, 104, 138	0
44	85	117/118 (99%)	0.46	6 (5%) 33 18	41, 78, 120, 134	0
44	C8	117/118 (99%)	-0.21	3 (2%) 57 36	20, 36, 63, 93	0
45	95	101/101 (100%)	1.07	10 (9%) 13 7	41, 94, 109, 125	0
45	D8	101/101 (100%)	0.13	2 (1%) 65 44	23, 57, 73, 89	0

Continued on next page...

Continued from previous page...

Mol	Chain	Analysed	<RSRZ>	#RSRZ>2			OWAB(Å ²)	Q<0.9
46	A5	113/113 (100%)	0.24	4 (3%)	47	27	37, 50, 93, 124	0
46	E8	113/113 (100%)	-0.17	3 (2%)	56	35	25, 35, 63, 104	0
47	B5	94/96 (97%)	0.11	3 (3%)	50	30	40, 58, 79, 106	0
47	F8	95/96 (98%)	-0.22	0	100	100	23, 36, 54, 74	0
48	C5	107/110 (97%)	1.41	27 (25%)	1	1	61, 81, 130, 140	0
48	G8	109/110 (99%)	0.60	11 (10%)	12	6	44, 71, 118, 137	0
49	D5	176/206 (85%)	0.62	4 (2%)	61	39	89, 130, 206, 210	0
49	H8	179/206 (86%)	0.72	13 (7%)	21	11	47, 85, 160, 171	0
50	E5	84/85 (98%)	0.06	3 (3%)	46	26	44, 65, 88, 110	0
50	I8	84/85 (98%)	-0.18	0	100	100	21, 38, 63, 81	0
51	F5	97/98 (98%)	0.50	11 (11%)	10	5	37, 57, 98, 111	0
51	J8	97/98 (98%)	0.02	5 (5%)	33	17	20, 41, 88, 114	0
52	G5	71/72 (98%)	0.43	3 (4%)	40	22	49, 69, 96, 122	0
52	K8	72/72 (100%)	0.14	6 (8%)	17	9	30, 47, 64, 82	0
53	H5	59/60 (98%)	0.35	2 (3%)	48	28	57, 76, 119, 122	0
53	L8	59/60 (98%)	-0.29	0	100	100	30, 44, 74, 93	0
54	I5	71/71 (100%)	0.88	5 (7%)	22	12	104, 142, 169, 174	0
54	M8	71/71 (100%)	1.32	14 (19%)	3	1	72, 115, 152, 158	0
55	J5	56/60 (93%)	0.44	4 (7%)	22	12	35, 63, 121, 129	0
55	N8	56/60 (93%)	0.11	3 (5%)	31	17	18, 47, 108, 114	0
56	K5	45/54 (83%)	1.46	9 (20%)	3	1	103, 136, 163, 169	0
56	O8	45/54 (83%)	1.48	14 (31%)	1	1	73, 103, 134, 144	0
57	L5	49/49 (100%)	-0.17	1 (2%)	65	44	28, 35, 77, 88	0
57	P8	49/49 (100%)	-0.51	0	100	100	15, 20, 50, 71	0
58	M5	64/65 (98%)	-0.03	1 (1%)	70	49	41, 51, 76, 94	0
58	Q8	64/65 (98%)	-0.48	0	100	100	21, 31, 41, 62	0
59	1L	72/76 (94%)	0.14	2 (2%)	55	34	80, 196, 235, 239	0
60	2L	67/76 (88%)	-0.43	0	100	100	52, 82, 113, 145	0
All	All	21491/22459 (95%)	-0.01	576 (2%)	56	35	13, 69, 169, 252	5 (0%)

All (576) RSRZ outliers are listed below:

Mol	Chain	Res	Type	RSRZ
27	14	2797	U	6.8
32	39	133	ASN	6.5
45	95	36	PRO	6.4
27	14	2900	A	5.4
48	C5	61	ILE	5.1
36	38	33	PRO	4.9
2	12	32	ILE	4.9
27	14	2901	C	4.9
40	88	22[A]	LYS	4.9
4	32	24	GLU	4.9
27	14	2798	C	4.8
37	58	127	ASP	4.7
48	C5	108	THR	4.7
27	1H	158	U	4.6
40	88	21[A]	THR	4.6
13	4A	6	GLY	4.6
48	C5	59	GLY	4.6
1	13	345	C	4.6
37	58	138	LEU	4.6
37	58	134	ARG	4.5
52	G5	71	ASN	4.5
22	1K	76	A	4.5
48	C5	48	ALA	4.4
2	12	15	VAL	4.3
30	19	237	GLU	4.3
51	F5	98	LEU	4.3
48	C5	49	VAL	4.3
54	M8	70	GLY	4.3
54	M8	66	SER	4.3
51	J8	98	LEU	4.1
27	1H	1110	G	4.1
29	79	176	GLY	4.1
13	4A	7	VAL	4.0
48	C5	54	LYS	4.0
48	C5	47	LYS	4.0
33	41	80	PHE	4.0
49	H8	173	ALA	4.0
27	14	2899	G	4.0
54	M8	22	ILE	3.9
56	K5	26	ASN	3.9
15	6I	89	GLY	3.9
36	38	75	GLN	3.9
49	H8	172	ALA	3.9

Continued on next page...

Continued from previous page...

Mol	Chain	Res	Type	RSRZ
56	K5	36	LEU	3.9
48	G8	104	GLY	3.8
10	1I	98	ILE	3.8
35	61	116	LEU	3.8
59	1L	75	C	3.8
2	1E	15	VAL	3.8
13	4A	8	GLU	3.8
29	71	49	ILE	3.8
45	95	35	LEU	3.8
51	J8	97	LEU	3.8
44	C8	117	GLN	3.8
55	J5	53	ALA	3.8
56	O8	34	LEU	3.8
27	1H	1117	A	3.8
45	95	45	THR	3.8
29	71	68	LEU	3.7
55	N8	57	VAL	3.7
36	38	63	LEU	3.7
48	C5	106	LEU	3.7
19	AA	87	ALA	3.7
34	59	131	VAL	3.7
51	F5	96	LYS	3.7
48	C5	62	GLU	3.6
32	39	131	GLY	3.6
36	38	76	GLY	3.6
27	14	2799	A	3.6
44	85	91	ASP	3.6
34	59	26	VAL	3.6
27	1H	680	A	3.6
46	A5	94	ASP	3.6
34	59	24	VAL	3.6
29	79	209	LEU	3.6
29	71	189	ILE	3.6
19	AI	82	GLY	3.5
2	12	44	LEU	3.5
2	12	214	ILE	3.5
54	M8	63	TYR	3.5
36	38	74	LEU	3.5
27	1H	1	G	3.5
27	1H	2911	C	3.5
28	1J	88	C	3.5
2	12	37	ASN	3.5

Continued on next page...

Continued from previous page...

Mol	Chain	Res	Type	RSRZ
35	61	139	GLN	3.5
19	AA	42	PRO	3.5
26	5K	76	A	3.5
54	M8	31	ILE	3.5
48	C5	55	TYR	3.4
2	12	71	VAL	3.4
46	E8	112	GLY	3.4
34	59	105	LEU	3.4
56	K5	52	VAL	3.4
44	C8	118	GLY	3.4
45	95	71	LEU	3.4
48	C5	50	ARG	3.4
56	O8	22	ALA	3.4
2	12	163	PHE	3.3
46	E8	113	LYS	3.3
3	22	15	THR	3.3
34	59	148	ILE	3.3
35	69	146	ALA	3.3
56	O8	9	LEU	3.3
48	C5	51	VAL	3.3
20	BA	55	ILE	3.3
12	3I	126	ALA	3.3
2	1E	232	PRO	3.3
27	14	1062	G	3.3
49	H8	117	LEU	3.3
39	35	46	LYS	3.3
51	F5	77	ALA	3.3
36	38	66	LEU	3.2
46	A5	111	HIS	3.2
36	38	59	ILE	3.2
2	12	9	GLU	3.2
54	M8	59	PHE	3.2
48	C5	91	GLU	3.2
22	1K	1	G	3.2
48	C5	60	PHE	3.2
56	O8	23	THR	3.2
13	4I	2	ALA	3.2
29	79	14	VAL	3.2
34	59	107	VAL	3.2
2	12	231	GLU	3.2
2	1E	237	ALA	3.2
10	1I	100	THR	3.2

Continued on next page...

Continued from previous page...

Mol	Chain	Res	Type	RSRZ
4	32	86	LYS	3.1
29	71	191	ALA	3.1
2	12	38	GLY	3.1
36	38	32	LEU	3.1
29	71	58	VAL	3.1
7	62	153	HIS	3.1
36	38	9	LEU	3.1
36	38	71	LEU	3.1
48	C5	22	GLY	3.1
46	A5	92	ARG	3.1
4	32	37	PRO	3.1
48	C5	53	PRO	3.1
2	12	102	LEU	3.0
51	F5	97	LEU	3.0
32	31	131	GLY	3.0
55	J5	57	VAL	3.0
48	G8	110	GLU	3.0
51	F5	2	SER	3.0
33	49	152	LEU	3.0
2	12	14	GLY	3.0
2	12	47	THR	3.0
26	5K	43	C	3.0
36	38	104	ILE	3.0
2	1E	11	LEU	2.9
56	O8	44	ARG	2.9
1	1G	1476	G	2.9
48	C5	81	LYS	2.9
19	AI	61	TYR	2.9
7	62	80	VAL	2.9
49	H8	175	VAL	2.9
27	1H	160	U	2.9
19	AI	42	PRO	2.9
29	71	175	VAL	2.9
27	1H	681	A	2.9
51	F5	85	LEU	2.9
13	4I	8	GLU	2.9
10	1A	10	GLY	2.9
11	2A	11	LYS	2.9
48	G8	107	ASP	2.9
49	H8	107	THR	2.9
27	14	2553	G	2.9
29	71	47	LEU	2.9

Continued on next page...

Continued from previous page...

Mol	Chain	Res	Type	RSRZ
29	79	19	ILE	2.9
35	69	79	ILE	2.9
43	75	137	LYS	2.9
37	15	129	PRO	2.9
42	65	2	ALA	2.9
34	51	119	GLU	2.9
34	59	45	VAL	2.9
42	65	108	GLY	2.9
47	B5	68	ARG	2.9
54	I5	63	TYR	2.9
27	1H	2844	G	2.9
27	1H	2909	G	2.9
59	1L	76	A	2.9
36	38	10	LEU	2.9
48	G8	106	LEU	2.9
48	C5	75	ILE	2.9
54	I5	9	LEU	2.9
34	59	106	THR	2.8
56	O8	42	TRP	2.8
2	12	228	GLY	2.8
3	2E	193	TYR	2.8
29	79	68	LEU	2.8
1	13	344	A	2.8
26	5K	73	A	2.8
43	75	40	THR	2.8
48	G8	91	GLU	2.8
36	38	100	ASN	2.8
36	38	126	ALA	2.8
49	H8	113	ALA	2.8
48	C5	56	PRO	2.8
34	51	32	GLU	2.8
39	35	148	LEU	2.8
17	8A	101	ARG	2.8
3	2E	75	VAL	2.8
36	38	111	LEU	2.8
54	M8	42	PHE	2.8
7	6E	79	ARG	2.8
46	A5	113	LYS	2.8
7	6E	139	GLU	2.8
52	G5	34	GLU	2.8
51	F5	21	ARG	2.7
2	12	17	PHE	2.7

Continued on next page...

Continued from previous page...

Mol	Chain	Res	Type	RSRZ
29	71	12	GLU	2.7
3	2E	74	GLY	2.7
48	C5	58	GLY	2.7
27	14	1	G	2.7
48	C5	92	ASN	2.7
29	71	9	ALA	2.7
36	38	107	VAL	2.7
1	13	85	U	2.7
39	78	142	GLY	2.7
45	95	32	THR	2.7
1	13	784	C	2.7
54	M8	10	VAL	2.7
1	1G	81	G	2.7
2	1E	234	PRO	2.7
10	1I	22	LYS	2.7
12	3I	58	THR	2.7
56	K5	53	LYS	2.7
27	1H	1120	A	2.7
39	78	150	ALA	2.7
17	8I	98	LEU	2.7
42	A8	110	LEU	2.7
51	F5	80	LEU	2.7
2	12	42	ILE	2.7
29	71	202	GLU	2.7
48	C5	63	LYS	2.7
43	75	135	ALA	2.7
2	1E	229	VAL	2.7
2	12	239	VAL	2.7
27	1H	1141	U	2.7
29	71	64	LEU	2.7
35	61	140	LEU	2.7
35	69	72	LEU	2.7
2	12	167	PRO	2.6
27	1H	936	C	2.6
35	61	115	ALA	2.6
1	1G	887	G	2.6
1	1G	1482	G	2.6
24	3K	6	G	2.6
34	51	101	ARG	2.6
19	AI	8	GLY	2.6
2	12	4	GLU	2.6
29	79	12	GLU	2.6

Continued on next page...

Continued from previous page...

Mol	Chain	Res	Type	RSRZ
7	62	156	TRP	2.6
48	G8	55	TYR	2.6
48	G8	54	LYS	2.6
1	1G	413	G	2.6
44	C8	90	VAL	2.6
39	35	18	ARG	2.6
2	12	5	ILE	2.6
51	J8	96	LYS	2.6
52	K8	15	LYS	2.6
32	39	8	GLN	2.6
40	45	105	GLU	2.6
48	G8	40	GLU	2.6
4	32	88	VAL	2.6
32	39	6	VAL	2.6
34	59	115	VAL	2.6
29	71	19	ILE	2.6
33	41	52	ILE	2.6
24	3L	70	G	2.6
29	71	174	PRO	2.6
22	1K	73	A	2.6
4	32	87	GLY	2.6
56	K5	9	LEU	2.6
27	1H	697	C	2.6
2	1E	13	ALA	2.6
29	79	13	LYS	2.6
29	79	171	ILE	2.5
49	H8	144	LEU	2.5
5	4E	9	LYS	2.5
24	3K	34	G	2.5
24	3L	1	G	2.5
49	H8	60	GLU	2.5
2	1E	10	LEU	2.5
2	1E	238	LEU	2.5
27	14	2584	U	2.5
18	9I	20	ALA	2.5
19	AA	89	ALA	2.5
33	41	35	GLU	2.5
43	75	36	GLU	2.5
27	1H	5	A	2.5
2	12	236	TYR	2.5
29	71	209	LEU	2.5
48	C5	23	ARG	2.5

Continued on next page...

Continued from previous page...

Mol	Chain	Res	Type	RSRZ
43	75	106	SER	2.5
55	N8	53	ALA	2.5
2	12	6	THR	2.5
53	H5	2	PRO	2.5
33	41	3	LEU	2.5
56	K5	11	LEU	2.5
36	38	114	GLY	2.5
53	H5	58	VAL	2.5
24	3L	6	G	2.5
26	5K	53	G	2.5
36	38	11	ALA	2.5
34	59	34	GLU	2.5
45	95	99	ILE	2.5
40	45	104	PHE	2.5
45	D8	45	THR	2.5
18	9A	19	LYS	2.5
54	M8	69	LYS	2.5
34	59	117	PRO	2.5
54	M8	67	TYR	2.5
55	N8	52	TYR	2.5
54	I5	22	ILE	2.4
27	1H	701	A	2.4
35	61	117	GLU	2.4
35	69	11	ASN	2.4
56	K5	33	LYS	2.4
9	82	56	LEU	2.4
27	1H	2616	G	2.4
27	14	654(Q)	C	2.4
29	79	28	LEU	2.4
56	O8	36	LEU	2.4
32	39	14	PRO	2.4
19	AI	83	HIS	2.4
49	D5	56	VAL	2.4
29	71	173	ALA	2.4
10	1A	82	ILE	2.4
13	4A	84	ILE	2.4
2	12	170	GLU	2.4
19	AA	88	LYS	2.4
56	O8	20	ASN	2.4
1	1G	412	A	2.4
29	79	9	ALA	2.4
2	12	51	LEU	2.4

Continued on next page...

Continued from previous page...

Mol	Chain	Res	Type	RSRZ
52	K8	71	ASN	2.4
32	39	132	VAL	2.4
13	4I	92	HIS	2.4
37	58	130	HIS	2.4
44	85	113	ALA	2.4
10	1I	90	LEU	2.4
34	51	98	LEU	2.4
34	59	103	LEU	2.4
45	D8	98	GLU	2.4
16	7I	48	TRP	2.4
19	AA	82	GLY	2.4
35	61	110	ASP	2.4
54	M8	40	HIS	2.4
39	35	110	TYR	2.4
34	51	175	LYS	2.4
27	1H	159	U	2.4
27	14	3	U	2.4
35	61	132	PRO	2.4
49	H8	116	VAL	2.4
27	14	4	C	2.3
3	2E	80	GLY	2.3
54	M8	54	GLY	2.3
29	71	192	PHE	2.3
37	58	131	GLN	2.3
7	6E	90	GLU	2.3
34	59	113	VAL	2.3
56	O8	17	LYS	2.3
7	62	152	ALA	2.3
13	4I	9	ILE	2.3
51	J8	77	ALA	2.3
22	1K	17	C	2.3
27	1H	2811	C	2.3
32	39	12	LEU	2.3
50	E5	7	LEU	2.3
35	69	122	GLU	2.3
24	3K	5	G	2.3
27	14	2795	G	2.3
36	38	108	LYS	2.3
48	G8	50	ARG	2.3
55	J5	54	GLY	2.3
2	12	190	THR	2.3
49	H8	170	THR	2.3

Continued on next page...

Continued from previous page...

Mol	Chain	Res	Type	RSRZ
56	O8	43	CYS	2.3
27	1H	2813	A	2.3
24	3L	45	U	2.3
27	1H	272	U	2.3
27	14	162	U	2.3
45	95	16	PRO	2.3
13	4I	85	GLY	2.3
30	19	236	GLY	2.3
2	12	237	ALA	2.3
39	35	31	ALA	2.3
2	12	238	LEU	2.3
35	69	140	LEU	2.3
26	5K	34	G	2.3
52	K8	70	GLN	2.3
45	95	93	GLU	2.3
35	69	83	ALA	2.3
27	1H	1862	C	2.3
27	14	1672	C	2.3
2	1E	138	LEU	2.3
49	H8	163	LEU	2.3
2	12	105	PHE	2.3
35	69	144	VAL	2.3
6	52	42	GLU	2.2
42	A8	43	GLU	2.2
20	BA	101	GLY	2.2
29	79	25	ALA	2.2
42	A8	2	ALA	2.2
54	I5	54	GLY	2.2
27	1H	943	A	2.2
27	14	2113	U	2.2
48	C5	34	LYS	2.2
56	O8	45	LYS	2.2
22	1K	3	C	2.2
27	1H	698	C	2.2
2	1E	95	GLN	2.2
2	12	11	LEU	2.2
2	12	215	LEU	2.2
40	88	24[A]	GLY	2.2
52	G5	72	ALA	2.2
9	8E	127	LYS	2.2
27	14	363	G	2.2
29	79	34	THR	2.2

Continued on next page...

Continued from previous page...

Mol	Chain	Res	Type	RSRZ
51	F5	3	LYS	2.2
56	O8	27	LYS	2.2
13	4A	4	ILE	2.2
34	51	34	GLU	2.2
44	85	88	ILE	2.2
2	12	48	MET	2.2
34	59	150	ALA	2.2
35	69	84	GLY	2.2
36	38	61	LEU	2.2
44	85	109	LEU	2.2
47	B5	91	ALA	2.2
52	K8	72	ALA	2.2
2	12	208	ILE	2.2
27	1H	2164	G	2.2
29	79	11	LEU	2.2
56	O8	24	GLU	2.2
2	12	34	ALA	2.2
2	12	202	PRO	2.2
3	22	80	GLY	2.2
50	E5	85	ALA	2.2
1	13	805	C	2.2
27	14	898	C	2.2
29	71	62	VAL	2.2
34	59	133	VAL	2.2
57	L5	46	VAL	2.2
27	1H	1144	U	2.2
36	38	101	PRO	2.2
51	F5	84	GLY	2.2
28	16	1(M)	A	2.2
26	5K	1	G	2.2
27	14	1091	G	2.2
2	1E	230	VAL	2.1
2	12	98	LEU	2.1
44	85	84	LYS	2.1
32	39	26	ALA	2.1
45	95	31	ALA	2.1
48	G8	52	SER	2.1
48	C5	65	ALA	2.1
54	M8	71	ARG	2.1
1	1G	1425	U	2.1
27	14	405	U	2.1
27	14	2897	U	2.1

Continued on next page...

Continued from previous page...

Mol	Chain	Res	Type	RSRZ
35	69	145	VAL	2.1
2	1E	148	TYR	2.1
27	14	1046	A	2.1
47	B5	92	LEU	2.1
56	K5	34	LEU	2.1
2	12	240	GLN	2.1
24	3L	71	G	2.1
27	1H	1952	G	2.1
6	52	101	ALA	2.1
29	71	194	ARG	2.1
32	39	128	ALA	2.1
37	15	134	ARG	2.1
2	12	150	SER	2.1
22	1K	75	C	2.1
49	H8	177	PRO	2.1
49	D5	106	GLY	2.1
56	O8	29	ASN	2.1
10	1A	73	ASP	2.1
19	AA	41	VAL	2.1
48	C5	45	VAL	2.1
24	3K	12	U	2.1
25	4L	57	U	2.1
55	J5	51	TYR	2.1
7	62	86	GLN	2.1
43	75	136	GLN	2.1
1	1G	1418	A	2.1
26	5K	23	A	2.1
35	69	10	GLU	2.1
38	25	45	GLU	2.1
51	F5	93	GLU	2.1
7	62	77	SER	2.1
9	8E	126	SER	2.1
29	79	228	SER	2.1
1	13	775	G	2.1
27	14	2896	C	2.1
18	9I	88	LYS	2.1
29	71	171	ILE	2.1
33	49	7	LEU	2.1
48	G8	90	LEU	2.1
35	69	129	THR	2.1
2	12	123	ALA	2.1
4	32	164	ALA	2.1

Continued on next page...

Continued from previous page...

Mol	Chain	Res	Type	RSRZ
12	3A	125	ALA	2.1
27	14	161	U	2.1
32	39	16	GLY	2.1
34	51	116	GLU	2.1
19	AA	45	VAL	2.1
13	4A	121	LYS	2.1
16	7A	59	TRP	2.1
46	E8	92	ARG	2.1
2	12	13	ALA	2.1
2	12	218	ALA	2.1
27	14	2902	C	2.1
26	5K	46	G	2.1
43	75	131	ALA	2.1
56	K5	22	ALA	2.1
30	19	23	GLU	2.1
34	59	21	PRO	2.1
39	35	149	GLU	2.1
40	88	139	GLU	2.1
27	14	1926	U	2.0
34	59	114	VAL	2.0
35	61	145	VAL	2.0
54	I5	33	VAL	2.0
10	1I	59	SER	2.0
48	C5	52	SER	2.0
49	H8	66	SER	2.0
3	22	39	ILE	2.0
10	1I	23	ILE	2.0
29	79	196	LEU	2.0
35	61	12	LEU	2.0
36	38	16	ASN	2.0
2	1E	107	THR	2.0
12	3A	126	ALA	2.0
27	1H	2910	A	2.0
27	14	278	A	2.0
27	14	2801	A	2.0
39	35	150	ALA	2.0
52	K8	38	GLN	2.0
2	12	234	PRO	2.0
1	1G	1477	C	2.0
4	32	85	LYS	2.0
51	J8	78	LYS	2.0
52	K8	5	GLU	2.0

Continued on next page...

Continued from previous page...

Mol	Chain	Res	Type	RSRZ
3	22	207	VAL	2.0
27	1H	934	C	2.0
19	AI	78	ARG	2.0
24	3L	19	G	2.0
27	1H	2	G	2.0
27	14	1176	G	2.0
42	65	20	ARG	2.0
49	D5	82	ARG	2.0
40	88	66	ILE	2.0
50	E5	9	SER	2.0
2	12	97	TRP	2.0
32	39	69	HIS	2.0
35	69	133	HIS	2.0
44	85	96	ALA	2.0
58	M5	64	TYR	2.0
2	12	18	GLY	2.0
3	22	51	GLY	2.0
7	6E	81	GLY	2.0
2	1E	125	PRO	2.0
45	95	50	PRO	2.0
54	M8	8	LYS	2.0
2	12	81	VAL	2.0
27	14	2587	A	2.0
19	AA	78	ARG	2.0
49	D5	79	ARG	2.0
2	12	41	ILE	2.0
27	1H	2808	C	2.0
27	1H	2912	C	2.0
27	14	270(P)	C	2.0

6.2 Non-standard residues in protein, DNA, RNA chains ⓘ

In the following table, the Atoms column lists the number of modelled atoms in the group and the number defined in the chemical component dictionary. The B-factors column lists the minimum, median, 95th percentile and maximum values of B factors of atoms in the group. The column labelled 'Q< 0.9' lists the number of atoms with occupancy less than 0.9.

Mol	Type	Chain	Res	Atoms	RSCC	RSR	B-factors(Å ²)	Q<0.9
22	4SU	1K	8	20/21	0.61	0.12	181,183,191,193	0
26	H2U	5K	20	20/21	0.66	0.14	119,139,156,163	0
26	H2U	5K	16	20/21	0.67	0.15	121,137,151,153	0
24	PSU	3L	32	20/21	0.71	0.14	116,119,126,129	0

Continued on next page...

Continued from previous page...

Mol	Type	Chain	Res	Atoms	RSCC	RSR	B-factors(\AA^2)	Q<0.9
26	PSU	5K	55	20/21	0.71	0.11	115,127,149,152	0
59	5MU	1L	54	21/22	0.71	0.10	139,160,167,169	0
60	H2U	2L	16	20/21	0.72	0.10	100,112,131,139	0
26	PSU	5K	39	20/21	0.73	0.14	116,146,158,158	0
22	7MG	1K	46	24/25	0.74	0.11	180,185,193,198	0
26	PSU	5K	32	20/21	0.75	0.14	152,165,171,173	0
60	3AU	2L	47	27/28	0.76	0.11	95,125,138,141	0
60	5MU	2L	54	21/22	0.76	0.12	75,85,99,108	0
26	4SU	5K	8	20/21	0.77	0.13	147,151,156,157	0
22	PSU	1K	55	20/21	0.77	0.10	123,134,149,150	0
60	7MG	2L	46	24/25	0.81	0.09	89,104,121,126	0
26	5MU	5K	54	21/22	0.81	0.12	129,137,141,145	0
24	PSU	3K	32	20/21	0.81	0.13	111,117,123,125	0
23	H2U	2K	16	20/21	0.82	0.10	67,90,114,126	0
23	H2U	2K	20	20/21	0.82	0.11	88,97,110,111	0
24	PSU	3K	39	20/21	0.82	0.15	100,112,118,119	0
60	PSU	2L	55	20/21	0.83	0.08	77,82,88,89	0
22	5MU	1K	54	21/22	0.84	0.11	94,115,123,126	0
24	MIA	3K	37	29/30	0.84	0.16	95,112,116,117	0
23	PSU	2K	55	20/21	0.85	0.11	60,67,80,86	0
1	2MG	1G	1207	24/25	0.85	0.09	91,101,104,108	0
59	PSU	1L	32	20/21	0.85	0.09	96,104,118,121	0
23	3AU	2K	47	27/28	0.86	0.12	62,95,113,114	0
24	PSU	3L	39	20/21	0.88	0.10	97,111,120,122	0
12	0TD	3I	89	10/11	0.89	0.11	44,46,56,71	0
24	MIA	3L	37	29/30	0.90	0.15	81,113,120,124	0
26	MIA	5K	37	29/30	0.90	0.14	89,114,142,145	0
23	7MG	2K	46	24/25	0.90	0.10	56,62,98,99	0
27	PSU	1H	1940	20/21	0.91	0.14	35,44,54,54	0
12	0TD	3A	89	10/11	0.91	0.09	65,69,72,77	0
59	PSU	1L	39	20/21	0.91	0.07	77,98,110,110	0
27	5MU	14	1915	21/22	0.91	0.10	63,72,80,88	0
60	4SU	2L	8	20/21	0.91	0.08	70,83,90,90	0
59	MIA	1L	37	29/30	0.92	0.08	68,80,95,96	0
22	PSU	1K	32	20/21	0.92	0.08	65,70,79,85	0
1	5MC	1G	1407	21/22	0.92	0.14	43,49,53,60	0
1	5MC	13	1400	21/22	0.93	0.14	38,45,51,56	0
23	5MU	2K	54	21/22	0.93	0.07	64,68,76,78	0
1	5MC	1G	1404	21/22	0.93	0.11	44,49,55,59	0
27	PSU	14	1911	20/21	0.93	0.08	51,59,64,64	0
60	PSU	2L	32	20/21	0.93	0.10	68,73,80,80	0
60	PSU	2L	39	20/21	0.93	0.07	59,68,72,72	0

Continued on next page...

Continued from previous page...

Mol	Type	Chain	Res	Atoms	RSCC	RSR	B-factors(\AA^2)	Q<0.9
1	7MG	13	527	24/25	0.93	0.10	42,50,56,63	0
1	7MG	1G	527	24/25	0.93	0.10	60,65,70,73	0
1	PSU	1G	516	20/21	0.93	0.07	71,76,78,79	0
22	PSU	1K	39	20/21	0.93	0.09	50,67,75,75	0
27	5MC	14	1942	21/22	0.94	0.11	47,57,61,71	0
27	5MC	14	1962	21/22	0.94	0.12	38,45,53,58	0
27	OMG	14	2251	24/25	0.94	0.09	35,40,44,46	0
60	MIA	2L	37	29/30	0.94	0.08	64,69,80,85	0
27	OMU	14	2552	21/22	0.94	0.12	37,42,47,58	0
1	5MC	13	1407	21/22	0.94	0.13	29,32,37,40	0
1	M2G	1G	966	25/26	0.94	0.09	59,67,76,77	0
27	PSU	1H	1934	20/21	0.94	0.10	36,42,47,51	0
27	PSU	14	1917	20/21	0.94	0.07	53,60,67,70	0
1	5MC	13	967	21/22	0.95	0.09	43,50,56,59	0
1	5MC	1G	967	21/22	0.95	0.07	61,68,76,86	0
27	OMU	1H	2565	21/22	0.95	0.10	19,22,26,36	0
1	M2G	13	966	25/26	0.95	0.11	40,46,57,61	0
27	PSU	14	2605	20/21	0.95	0.14	29,33,41,51	0
1	UR3	13	1498	21/22	0.95	0.13	29,33,42,43	0
1	UR3	1G	1498	21/22	0.95	0.10	40,49,53,55	0
23	PSU	2K	32	20/21	0.95	0.07	45,50,57,58	0
27	5MU	1H	1938	21/22	0.95	0.07	45,48,54,64	0
1	MA6	1G	1519	24/25	0.95	0.14	44,54,57,58	0
1	PSU	13	516	20/21	0.95	0.07	50,55,58,60	0
1	5MC	1G	1400	21/22	0.95	0.08	52,64,70,72	0
27	OMC	1H	1943	21/22	0.95	0.10	34,37,43,46	0
27	OMC	14	1920	21/22	0.95	0.07	54,60,62,64	0
27	5MU	1H	1962	21/22	0.95	0.10	20,23,30,41	0
27	5MC	1H	1965	21/22	0.95	0.11	27,33,36,42	0
1	4OC	1G	1402	22/23	0.95	0.07	46,57,61,71	0
27	5MC	1H	1985	21/22	0.95	0.09	24,30,34,37	0
1	MA6	1G	1518	24/25	0.96	0.10	52,57,60,62	0
1	MA6	13	1519	24/25	0.96	0.13	28,31,33,33	0
27	5MU	14	1939	21/22	0.96	0.10	34,40,44,51	0
23	PSU	2K	39	20/21	0.96	0.09	39,48,57,59	0
1	5MC	13	1404	21/22	0.96	0.12	26,29,41,43	0
1	4OC	13	1402	22/23	0.96	0.12	29,37,42,46	0
23	4SU	2K	8	20/21	0.96	0.07	42,48,57,62	0
1	2MG	13	1207	24/25	0.96	0.07	57,64,68,69	0
27	OMG	1H	2264	24/25	0.97	0.07	19,23,25,26	0
1	MA6	13	1518	24/25	0.97	0.13	27,32,35,38	0
27	2MA	1H	2516	23/24	0.97	0.08	13,17,24,26	0

Continued on next page...

Continued from previous page...

Mol	Type	Chain	Res	Atoms	RSCC	RSR	B-factors(\AA^2)	Q<0.9
27	2MA	14	2503	23/24	0.97	0.08	28,32,36,41	0
22	MIA	1K	37	29/30	0.97	0.09	43,49,58,62	0
23	MIA	2K	37	29/30	0.97	0.07	41,47,63,67	0
27	PSU	1H	2618	20/21	0.97	0.09	17,19,24,24	0

6.3 Carbohydrates [i](#)

There are no oligosaccharides in this entry.

6.4 Ligands [i](#)

In the following table, the Atoms column lists the number of modelled atoms in the group and the number defined in the chemical component dictionary. The B-factors column lists the minimum, median, 95th percentile and maximum values of B factors of atoms in the group. The column labelled 'Q< 0.9' lists the number of atoms with occupancy less than 0.9.

Mol	Type	Chain	Res	Atoms	RSCC	RSR	B-factors(\AA^2)	Q<0.9
62	MG	1H	3343[A]	1/1	0.11	0.62	55,55,55,55	1
62	MG	1H	3343[B]	1/1	0.11	0.62	68,68,68,68	1
62	MG	1G	1674	1/1	0.47	0.30	122,122,122,122	0
61	K	14	3053	1/1	0.55	0.19	102,102,102,102	0
62	MG	1G	1683[A]	1/1	0.55	0.42	51,51,51,51	1
62	MG	1G	1683[B]	1/1	0.55	0.42	45,45,45,45	1
62	MG	14	3175[A]	1/1	0.56	0.43	39,39,39,39	1
62	MG	14	3175[B]	1/1	0.56	0.43	36,36,36,36	1
62	MG	14	3260	1/1	0.60	0.31	84,84,84,84	0
62	MG	13	1709[A]	1/1	0.63	0.45	40,40,40,40	1
62	MG	13	1709[B]	1/1	0.63	0.45	45,45,45,45	1
61	K	49	201	1/1	0.67	0.12	108,108,108,108	0
61	K	13	1611	1/1	0.69	0.19	114,114,114,114	0
61	K	14	3012	1/1	0.70	0.18	117,117,117,117	0
62	MG	13	1674	1/1	0.70	0.21	75,75,75,75	0
61	K	32	301	1/1	0.70	0.15	104,104,104,104	0
61	K	1H	3040[A]	1/1	0.71	0.26	46,46,46,46	1
61	K	1H	3040[B]	1/1	0.71	0.26	43,43,43,43	1
61	K	1G	1601	1/1	0.71	0.22	115,115,115,115	0
61	K	1H	3142	1/1	0.72	0.16	78,78,78,78	0
61	K	14	3004	1/1	0.72	0.12	81,81,81,81	0
62	MG	14	3257	1/1	0.74	0.31	65,65,65,65	0
61	K	13	1620	1/1	0.74	0.12	87,87,87,87	0
61	K	14	3067	1/1	0.75	0.17	70,70,70,70	0

Continued on next page...

Continued from previous page...

Mol	Type	Chain	Res	Atoms	RSCC	RSR	B-factors(\AA^2)	Q<0.9
62	MG	14	3249	1/1	0.75	0.18	62,62,62,62	0
62	MG	16	210	1/1	0.76	0.22	62,62,62,62	0
61	K	13	1648	1/1	0.76	0.10	71,71,71,71	0
62	MG	13	1698	1/1	0.76	0.29	84,84,84,84	0
62	MG	14	3125	1/1	0.77	0.23	60,60,60,60	0
62	MG	13	1721	1/1	0.77	0.21	99,99,99,99	0
62	MG	14	3124	1/1	0.77	0.13	58,58,58,58	0
61	K	39	302	1/1	0.78	0.09	74,74,74,74	0
62	MG	1G	1689	1/1	0.78	0.16	57,57,57,57	0
61	K	14	3062	1/1	0.78	0.14	76,76,76,76	0
61	K	14	3088	1/1	0.78	0.14	98,98,98,98	0
62	MG	14	3136	1/1	0.78	0.23	59,59,59,59	0
61	K	1G	1631	1/1	0.79	0.16	86,86,86,86	0
62	MG	1G	1668	1/1	0.79	0.24	69,69,69,69	0
62	MG	13	1720	1/1	0.79	0.26	64,64,64,64	0
62	MG	13	1684	1/1	0.79	0.27	73,73,73,73	0
61	K	BI	201	1/1	0.79	0.13	108,108,108,108	0
61	K	14	3013	1/1	0.79	0.21	84,84,84,84	0
62	MG	16	208	1/1	0.79	0.13	44,44,44,44	0
61	K	1G	1632	1/1	0.80	0.09	78,78,78,78	0
61	K	5E	201	1/1	0.80	0.12	76,76,76,76	0
62	MG	1G	1661	1/1	0.80	0.31	79,79,79,79	0
62	MG	14	3195	1/1	0.80	0.25	53,53,53,53	0
62	MG	1G	1690	1/1	0.80	0.33	74,74,74,74	0
62	MG	13	1706	1/1	0.80	0.15	46,46,46,46	0
62	MG	1H	3359	1/1	0.80	0.26	62,62,62,62	0
61	K	13	1608	1/1	0.81	0.11	89,89,89,89	0
61	K	2K	103	1/1	0.81	0.09	79,79,79,79	0
62	MG	1G	1679	1/1	0.81	0.18	62,62,62,62	0
61	K	1H	3020	1/1	0.81	0.10	65,65,65,65	0
62	MG	14	3182	1/1	0.81	0.21	62,62,62,62	0
62	MG	1H	3381	1/1	0.81	0.17	39,39,39,39	0
62	MG	1H	3176[A]	1/1	0.81	0.26	21,21,21,21	1
62	MG	1H	3176[B]	1/1	0.81	0.26	20,20,20,20	1
62	MG	1H	3211	1/1	0.81	0.18	56,56,56,56	0
61	K	1H	3027	1/1	0.82	0.09	63,63,63,63	0
62	MG	14	3228	1/1	0.82	0.16	58,58,58,58	0
62	MG	14	3244	1/1	0.82	0.17	64,64,64,64	0
62	MG	1G	1650	1/1	0.82	0.24	68,68,68,68	0
61	K	1G	1622	1/1	0.82	0.08	74,74,74,74	0
61	K	14	3092	1/1	0.82	0.16	106,106,106,106	0
61	K	13	1625	1/1	0.83	0.09	77,77,77,77	0

Continued on next page...

Continued from previous page...

Mol	Type	Chain	Res	Atoms	RSCC	RSR	B-factors(\AA^2)	Q<0.9
61	K	13	1615	1/1	0.83	0.10	90,90,90,90	0
61	K	14	3097	1/1	0.83	0.11	91,91,91,91	0
62	MG	1H	3325	1/1	0.83	0.23	50,50,50,50	0
61	K	29	301	1/1	0.83	0.09	86,86,86,86	0
61	K	13	1610	1/1	0.83	0.09	103,103,103,103	0
61	K	1H	3131	1/1	0.83	0.10	63,63,63,63	0
62	MG	14	3199	1/1	0.83	0.25	66,66,66,66	0
62	MG	1H	3363	1/1	0.83	0.12	56,56,56,56	0
62	MG	1G	1688	1/1	0.83	0.16	65,65,65,65	0
61	K	14	3070	1/1	0.83	0.08	92,92,92,92	0
62	MG	7I	101	1/1	0.83	0.24	71,71,71,71	0
62	MG	4L	101	1/1	0.83	0.20	79,79,79,79	0
62	MG	14	3174	1/1	0.84	0.19	38,38,38,38	0
61	K	1G	1623	1/1	0.84	0.09	95,95,95,95	0
61	K	1G	1627	1/1	0.84	0.15	92,92,92,92	0
62	MG	14	3176	1/1	0.84	0.28	69,69,69,69	0
62	MG	13	1702	1/1	0.84	0.20	60,60,60,60	0
62	MG	14	3185	1/1	0.84	0.23	51,51,51,51	0
61	K	14	3006	1/1	0.84	0.11	106,106,106,106	0
61	K	1G	1604	1/1	0.84	0.08	91,91,91,91	0
61	K	14	3072	1/1	0.84	0.09	85,85,85,85	0
62	MG	13	1672	1/1	0.84	0.22	49,49,49,49	0
62	MG	1H	3351	1/1	0.84	0.25	79,79,79,79	0
61	K	1H	3038	1/1	0.84	0.14	56,56,56,56	0
62	MG	14	3171	1/1	0.84	0.20	55,55,55,55	0
62	MG	14	3276	1/1	0.84	0.19	52,52,52,52	0
62	MG	14	3336	1/1	0.84	0.11	78,78,78,78	0
62	MG	13	1703	1/1	0.85	0.16	49,49,49,49	0
61	K	1G	1607	1/1	0.85	0.14	87,87,87,87	0
61	K	1G	1616	1/1	0.85	0.10	86,86,86,86	0
61	K	1H	3022	1/1	0.85	0.08	66,66,66,66	0
62	MG	14	3164	1/1	0.85	0.14	48,48,48,48	0
62	MG	1H	3360	1/1	0.85	0.09	28,28,28,28	0
62	MG	14	3173	1/1	0.85	0.24	66,66,66,66	0
62	MG	13	1719	1/1	0.85	0.30	63,63,63,63	0
61	K	14	3014	1/1	0.85	0.17	80,80,80,80	0
61	K	1H	3026	1/1	0.85	0.14	88,88,88,88	0
61	K	1H	3140	1/1	0.85	0.08	62,62,62,62	0
62	MG	1H	3174	1/1	0.85	0.31	60,60,60,60	0
61	K	13	1646	1/1	0.85	0.14	63,63,63,63	0
62	MG	14	3187	1/1	0.85	0.22	51,51,51,51	0
61	K	1H	3005	1/1	0.85	0.12	100,100,100,100	0

Continued on next page...

Continued from previous page...

Mol	Type	Chain	Res	Atoms	RSCC	RSR	B-factors(\AA^2)	Q<0.9
61	K	1G	1602	1/1	0.85	0.20	104,104,104,104	0
62	MG	1H	3259	1/1	0.85	0.14	46,46,46,46	0
62	MG	1H	3269	1/1	0.85	0.11	33,33,33,33	0
62	MG	14	3245	1/1	0.85	0.19	36,36,36,36	0
62	MG	1H	3272	1/1	0.85	0.28	55,55,55,55	0
62	MG	1G	1684	1/1	0.85	0.14	79,79,79,79	0
62	MG	1H	3287	1/1	0.85	0.14	37,37,37,37	0
61	K	13	1606	1/1	0.85	0.20	57,57,57,57	0
62	MG	1H	3329	1/1	0.85	0.24	63,63,63,63	0
62	MG	O8	101	1/1	0.86	0.21	60,60,60,60	0
62	MG	1G	1641	1/1	0.86	0.27	64,64,64,64	0
62	MG	1G	1646	1/1	0.86	0.14	66,66,66,66	0
61	K	14	3003	1/1	0.86	0.13	100,100,100,100	0
62	MG	1H	3278	1/1	0.86	0.13	28,28,28,28	0
62	MG	1H	3279	1/1	0.86	0.13	32,32,32,32	0
61	K	14	3077	1/1	0.86	0.11	73,73,73,73	0
62	MG	1G	1678	1/1	0.86	0.26	54,54,54,54	0
61	K	14	3082	1/1	0.86	0.10	80,80,80,80	0
62	MG	13	1680	1/1	0.86	0.20	49,49,49,49	0
61	K	14	3034	1/1	0.86	0.12	86,86,86,86	0
62	MG	1H	3155[A]	1/1	0.86	0.42	19,19,19,19	1
62	MG	14	3214	1/1	0.86	0.24	66,66,66,66	0
62	MG	14	3221	1/1	0.86	0.10	52,52,52,52	0
62	MG	14	3224	1/1	0.86	0.08	36,36,36,36	0
62	MG	1H	3155[B]	1/1	0.86	0.42	22,22,22,22	1
62	MG	13	1694	1/1	0.86	0.24	57,57,57,57	0
61	K	1H	3036	1/1	0.86	0.12	60,60,60,60	0
61	K	1H	3126	1/1	0.86	0.11	86,86,86,86	0
61	K	14	3105	1/1	0.86	0.12	91,91,91,91	0
61	K	13	1649	1/1	0.86	0.08	81,81,81,81	0
61	K	13	1651	1/1	0.86	0.11	81,81,81,81	0
62	MG	14	3158	1/1	0.86	0.24	49,49,49,49	0
61	K	14	3083	1/1	0.87	0.13	70,70,70,70	0
62	MG	1G	1640	1/1	0.87	0.28	51,51,51,51	0
62	MG	1H	3286	1/1	0.87	0.28	48,48,48,48	0
61	K	1H	3044	1/1	0.87	0.12	92,92,92,92	0
62	MG	1G	1649	1/1	0.87	0.26	74,74,74,74	0
62	MG	1H	3316	1/1	0.87	0.14	60,60,60,60	0
61	K	14	3064	1/1	0.87	0.10	87,87,87,87	0
62	MG	1G	1663[A]	1/1	0.87	0.45	29,29,29,29	1
62	MG	1G	1663[B]	1/1	0.87	0.45	30,30,30,30	1
61	K	14	3065	1/1	0.87	0.14	55,55,55,55	0

Continued on next page...

Continued from previous page...

Mol	Type	Chain	Res	Atoms	RSCC	RSR	B-factors(\AA^2)	Q<0.9
62	MG	1G	1672	1/1	0.87	0.24	66,66,66,66	0
62	MG	14	3186	1/1	0.87	0.23	49,49,49,49	0
62	MG	1H	3339	1/1	0.87	0.18	55,55,55,55	0
61	K	14	3102	1/1	0.87	0.13	76,76,76,76	0
61	K	13	1650	1/1	0.87	0.13	97,97,97,97	0
62	MG	1G	1680	1/1	0.87	0.17	50,50,50,50	0
62	MG	14	3215	1/1	0.87	0.14	45,45,45,45	0
61	K	1H	3128	1/1	0.87	0.10	64,64,64,64	0
62	MG	1H	3355	1/1	0.87	0.08	57,57,57,57	0
61	K	13	1631	1/1	0.87	0.09	58,58,58,58	0
62	MG	1G	1686	1/1	0.87	0.28	75,75,75,75	0
62	MG	13	1707	1/1	0.87	0.20	58,58,58,58	0
62	MG	14	3248	1/1	0.87	0.37	60,60,60,60	0
61	K	14	3039	1/1	0.87	0.10	61,61,61,61	0
62	MG	14	3256	1/1	0.87	0.19	67,67,67,67	0
62	MG	1H	3369	1/1	0.87	0.18	46,46,46,46	0
62	MG	13	1662	1/1	0.87	0.21	54,54,54,54	0
62	MG	14	3268	1/1	0.87	0.13	36,36,36,36	0
62	MG	13	1718	1/1	0.87	0.24	55,55,55,55	0
61	K	14	3010	1/1	0.87	0.07	58,58,58,58	0
62	MG	13	1696	1/1	0.88	0.25	64,64,64,64	0
62	MG	14	3119	1/1	0.88	0.17	49,49,49,49	0
62	MG	14	3120	1/1	0.88	0.15	44,44,44,44	0
61	K	14	3038	1/1	0.88	0.08	92,92,92,92	0
62	MG	1H	3187	1/1	0.88	0.11	30,30,30,30	0
61	K	1H	3041	1/1	0.88	0.11	68,68,68,68	0
62	MG	1H	3245	1/1	0.88	0.17	50,50,50,50	0
61	K	14	3042	1/1	0.88	0.08	51,51,51,51	0
62	MG	31	303	1/1	0.88	0.17	37,37,37,37	0
61	K	14	3052	1/1	0.88	0.10	76,76,76,76	0
61	K	13	1607	1/1	0.88	0.06	65,65,65,65	0
62	MG	1H	3275	1/1	0.88	0.25	44,44,44,44	0
61	K	1H	3088	1/1	0.88	0.08	50,50,50,50	0
61	K	1H	3105	1/1	0.88	0.08	50,50,50,50	0
62	MG	14	3181	1/1	0.88	0.18	49,49,49,49	0
62	MG	1H	3281	1/1	0.88	0.21	49,49,49,49	0
62	MG	1G	1653	1/1	0.88	0.12	53,53,53,53	0
62	MG	1G	1654	1/1	0.88	0.25	50,50,50,50	0
62	MG	13	1710	1/1	0.88	0.20	52,52,52,52	0
61	K	1H	3125	1/1	0.88	0.12	64,64,64,64	0
62	MG	1H	3305	1/1	0.88	0.22	41,41,41,41	0
62	MG	13	1654	1/1	0.88	0.17	42,42,42,42	0

Continued on next page...

Continued from previous page...

Mol	Type	Chain	Res	Atoms	RSCC	RSR	B-factors(\AA^2)	Q<0.9
62	MG	1G	1670	1/1	0.88	0.20	57,57,57,57	0
61	K	13	1603	1/1	0.88	0.07	75,75,75,75	0
62	MG	1H	3326	1/1	0.88	0.22	60,60,60,60	0
62	MG	1H	3327	1/1	0.88	0.08	40,40,40,40	0
62	MG	14	3234	1/1	0.88	0.25	55,55,55,55	0
62	MG	14	3242	1/1	0.88	0.28	65,65,65,65	0
62	MG	1H	3328[A]	1/1	0.88	0.43	22,22,22,22	1
62	MG	1H	3328[B]	1/1	0.88	0.43	27,27,27,27	1
61	K	13	1635	1/1	0.88	0.12	95,95,95,95	0
62	MG	6E	201	1/1	0.88	0.23	62,62,62,62	0
62	MG	14	3251	1/1	0.88	0.15	45,45,45,45	0
61	K	1H	3023	1/1	0.88	0.08	63,63,63,63	0
62	MG	1H	3149	1/1	0.88	0.23	40,40,40,40	0
61	K	1H	3138	1/1	0.88	0.12	62,62,62,62	0
61	K	14	3017	1/1	0.88	0.16	52,52,52,52	0
62	MG	14	3270	1/1	0.88	0.19	66,66,66,66	0
61	K	13	1641	1/1	0.88	0.07	84,84,84,84	0
62	MG	42	201	1/1	0.88	0.20	70,70,70,70	0
62	MG	1J	202	1/1	0.88	0.10	83,83,83,83	0
62	MG	1H	3315	1/1	0.89	0.15	43,43,43,43	0
62	MG	13	1708	1/1	0.89	0.23	60,60,60,60	0
62	MG	14	3153	1/1	0.89	0.18	51,51,51,51	0
62	MG	14	3155	1/1	0.89	0.15	38,38,38,38	0
62	MG	1G	1643	1/1	0.89	0.20	62,62,62,62	0
62	MG	14	3161	1/1	0.89	0.12	47,47,47,47	0
62	MG	1H	3320[A]	1/1	0.89	0.22	8,8,8,8	1
62	MG	14	3170	1/1	0.89	0.20	54,54,54,54	0
62	MG	1G	1647	1/1	0.89	0.26	55,55,55,55	0
62	MG	1H	3320[B]	1/1	0.89	0.22	9,9,9,9	1
62	MG	13	1665	1/1	0.89	0.14	51,51,51,51	0
62	MG	1H	3182	1/1	0.89	0.17	49,49,49,49	0
62	MG	1H	3183	1/1	0.89	0.13	47,47,47,47	0
62	MG	1G	1655	1/1	0.89	0.13	58,58,58,58	0
61	K	14	3091	1/1	0.89	0.13	78,78,78,78	0
62	MG	1H	3199	1/1	0.89	0.17	34,34,34,34	0
61	K	14	3035	1/1	0.89	0.09	83,83,83,83	0
62	MG	1H	3213	1/1	0.89	0.09	25,25,25,25	0
62	MG	1H	3238	1/1	0.89	0.09	39,39,39,39	0
62	MG	14	3188	1/1	0.89	0.15	56,56,56,56	0
61	K	1H	3135	1/1	0.89	0.14	82,82,82,82	0
62	MG	14	3196	1/1	0.89	0.12	59,59,59,59	0
61	K	14	3101	1/1	0.89	0.07	76,76,76,76	0

Continued on next page...

Continued from previous page...

Mol	Type	Chain	Res	Atoms	RSCC	RSR	B-factors(\AA^2)	Q<0.9
62	MG	14	3207	1/1	0.89	0.29	62,62,62,62	0
62	MG	14	3213	1/1	0.89	0.17	40,40,40,40	0
62	MG	1G	1676	1/1	0.89	0.15	71,71,71,71	0
62	MG	1H	3264	1/1	0.89	0.26	55,55,55,55	0
61	K	1H	3021	1/1	0.89	0.16	78,78,78,78	0
61	K	1H	3028	1/1	0.89	0.09	87,87,87,87	0
62	MG	13	1697	1/1	0.89	0.19	45,45,45,45	0
62	MG	14	3231	1/1	0.89	0.10	39,39,39,39	0
62	MG	1H	3365	1/1	0.89	0.17	58,58,58,58	0
62	MG	14	3241	1/1	0.89	0.20	59,59,59,59	0
62	MG	1H	3367	1/1	0.89	0.10	35,35,35,35	0
61	K	1H	3045	1/1	0.89	0.11	59,59,59,59	0
62	MG	2K	104	1/1	0.89	0.25	48,48,48,48	0
62	MG	1H	3500	1/1	0.89	0.09	63,63,63,63	0
62	MG	16	205	1/1	0.89	0.22	46,46,46,46	0
62	MG	1G	1697	1/1	0.89	0.25	63,63,63,63	0
61	K	1H	3046	1/1	0.89	0.11	72,72,72,72	0
62	MG	2L	102	1/1	0.89	0.16	56,56,56,56	0
61	K	14	3020	1/1	0.89	0.07	64,64,64,64	0
62	MG	14	3109	1/1	0.89	0.17	41,41,41,41	0
61	K	14	3087	1/1	0.89	0.11	74,74,74,74	0
61	K	13	1616	1/1	0.89	0.08	75,75,75,75	0
62	MG	14	3121	1/1	0.89	0.25	47,47,47,47	0
62	MG	14	3351	1/1	0.89	0.11	55,55,55,55	0
62	MG	1G	1639	1/1	0.89	0.17	69,69,69,69	0
61	K	41	201	1/1	0.90	0.10	67,67,67,67	0
62	MG	1H	3370	1/1	0.90	0.27	61,61,61,61	0
62	MG	1H	3372	1/1	0.90	0.11	31,31,31,31	0
62	MG	1H	3254	1/1	0.90	0.10	29,29,29,29	0
62	MG	13	1714	1/1	0.90	0.32	83,83,83,83	0
62	MG	14	3133	1/1	0.90	0.17	39,39,39,39	0
62	MG	1H	3517	1/1	0.90	0.10	26,26,26,26	0
62	MG	14	3143	1/1	0.90	0.12	39,39,39,39	0
62	MG	1H	3263	1/1	0.90	0.09	36,36,36,36	0
61	K	1H	3122	1/1	0.90	0.07	65,65,65,65	0
62	MG	13	1664	1/1	0.90	0.20	57,57,57,57	0
61	K	13	1618	1/1	0.90	0.09	85,85,85,85	0
62	MG	41	202	1/1	0.90	0.12	55,55,55,55	0
62	MG	14	3165	1/1	0.90	0.13	45,45,45,45	0
61	K	14	3084	1/1	0.90	0.08	73,73,73,73	0
62	MG	P8	101	1/1	0.90	0.15	35,35,35,35	0
62	MG	13	1722	1/1	0.90	0.10	52,52,52,52	0

Continued on next page...

Continued from previous page...

Mol	Type	Chain	Res	Atoms	RSCC	RSR	B-factors(\AA^2)	Q<0.9
62	MG	13	1673	1/1	0.90	0.28	55,55,55,55	0
62	MG	1H	3280	1/1	0.90	0.16	86,86,86,86	0
61	K	14	3005	1/1	0.90	0.12	82,82,82,82	0
62	MG	13	1675	1/1	0.90	0.23	49,49,49,49	0
62	MG	1H	3147	1/1	0.90	0.17	54,54,54,54	0
62	MG	1G	1648	1/1	0.90	0.19	67,67,67,67	0
62	MG	1H	3303	1/1	0.90	0.21	46,46,46,46	0
61	K	1H	3008	1/1	0.90	0.08	65,65,65,65	0
61	K	1H	3010	1/1	0.90	0.10	66,66,66,66	0
61	K	14	3058	1/1	0.90	0.10	85,85,85,85	0
62	MG	1H	3318	1/1	0.90	0.16	56,56,56,56	0
62	MG	1H	3162	1/1	0.90	0.30	58,58,58,58	0
62	MG	1H	3163	1/1	0.90	0.26	55,55,55,55	0
62	MG	1H	3321	1/1	0.90	0.11	36,36,36,36	0
62	MG	14	3209	1/1	0.90	0.12	53,53,53,53	0
62	MG	1G	1667	1/1	0.90	0.22	42,42,42,42	0
62	MG	1H	3164	1/1	0.90	0.08	58,58,58,58	0
62	MG	1H	3165	1/1	0.90	0.11	40,40,40,40	0
61	K	14	3093	1/1	0.90	0.07	53,53,53,53	0
61	K	14	3094	1/1	0.90	0.09	86,86,86,86	0
61	K	1H	3072	1/1	0.90	0.11	53,53,53,53	0
61	K	1H	3132	1/1	0.90	0.10	87,87,87,87	0
62	MG	14	3233	1/1	0.90	0.22	52,52,52,52	0
62	MG	1H	3332	1/1	0.90	0.20	48,48,48,48	0
62	MG	14	3235	1/1	0.90	0.17	50,50,50,50	0
62	MG	14	3239	1/1	0.90	0.25	66,66,66,66	0
61	K	13	1613	1/1	0.90	0.08	76,76,76,76	0
61	K	1H	3091	1/1	0.90	0.06	64,64,64,64	0
61	K	1H	3002	1/1	0.90	0.07	73,73,73,73	0
62	MG	1H	3201	1/1	0.90	0.13	45,45,45,45	0
62	MG	1G	1685	1/1	0.90	0.15	51,51,51,51	0
61	K	1H	3108	1/1	0.90	0.09	76,76,76,76	0
62	MG	1H	3358	1/1	0.90	0.26	41,41,41,41	0
62	MG	14	3254	1/1	0.90	0.09	62,62,62,62	0
62	MG	1H	3212	1/1	0.90	0.09	44,44,44,44	0
61	K	14	3076	1/1	0.90	0.08	86,86,86,86	0
62	MG	1G	1692	1/1	0.90	0.30	72,72,72,72	0
62	MG	1H	3361	1/1	0.90	0.25	57,57,57,57	0
62	MG	1G	1699	1/1	0.90	0.20	62,62,62,62	0
62	MG	1H	3362	1/1	0.90	0.27	64,64,64,64	0
62	MG	1H	3221	1/1	0.90	0.15	34,34,34,34	0
62	MG	1H	3236	1/1	0.90	0.20	43,43,43,43	0

Continued on next page...

Continued from previous page...

Mol	Type	Chain	Res	Atoms	RSCC	RSR	B-factors(\AA^2)	Q<0.9
62	MG	13	1653	1/1	0.90	0.20	67,67,67,67	0
62	MG	29	302	1/1	0.90	0.15	38,38,38,38	0
62	MG	13	1701	1/1	0.91	0.27	69,69,69,69	0
62	MG	1H	3319	1/1	0.91	0.21	50,50,50,50	0
61	K	1H	3047	1/1	0.91	0.13	74,74,74,74	0
61	K	52	201	1/1	0.91	0.08	76,76,76,76	0
62	MG	13	1705	1/1	0.91	0.20	56,56,56,56	0
61	K	14	3098	1/1	0.91	0.08	67,67,67,67	0
61	K	13	1645	1/1	0.91	0.12	72,72,72,72	0
62	MG	1H	3195	1/1	0.91	0.18	37,37,37,37	0
61	K	14	3061	1/1	0.91	0.12	63,63,63,63	0
62	MG	1G	1662	1/1	0.91	0.22	51,51,51,51	0
61	K	13	1636	1/1	0.91	0.09	70,70,70,70	0
61	K	1G	1605	1/1	0.91	0.05	92,92,92,92	0
62	MG	14	3184	1/1	0.91	0.19	48,48,48,48	0
62	MG	1G	1664	1/1	0.91	0.19	40,40,40,40	0
62	MG	1H	3331	1/1	0.91	0.08	54,54,54,54	0
61	K	13	1639	1/1	0.91	0.06	66,66,66,66	0
62	MG	13	1711	1/1	0.91	0.25	55,55,55,55	0
62	MG	14	3194	1/1	0.91	0.17	54,54,54,54	0
62	MG	1H	3220	1/1	0.91	0.27	50,50,50,50	0
62	MG	13	1712	1/1	0.91	0.17	43,43,43,43	0
61	K	1G	1608	1/1	0.91	0.06	80,80,80,80	0
62	MG	14	3201	1/1	0.91	0.19	49,49,49,49	0
61	K	1H	3096	1/1	0.91	0.12	52,52,52,52	0
62	MG	1H	3242	1/1	0.91	0.09	37,37,37,37	0
61	K	14	3071	1/1	0.91	0.16	77,77,77,77	0
61	K	1G	1617	1/1	0.91	0.06	63,63,63,63	0
62	MG	1H	3258	1/1	0.91	0.31	52,52,52,52	0
61	K	1K	101	1/1	0.91	0.05	83,83,83,83	0
61	K	13	1605	1/1	0.91	0.06	81,81,81,81	0
62	MG	1H	3364	1/1	0.91	0.19	58,58,58,58	0
62	MG	14	3230	1/1	0.91	0.18	54,54,54,54	0
61	K	14	3078	1/1	0.91	0.09	81,81,81,81	0
61	K	14	3080	1/1	0.91	0.08	79,79,79,79	0
62	MG	1H	3270	1/1	0.91	0.07	42,42,42,42	0
61	K	1G	1625	1/1	0.91	0.08	108,108,108,108	0
61	K	1H	3114	1/1	0.91	0.11	55,55,55,55	0
62	MG	13	1678	1/1	0.91	0.15	38,38,38,38	0
62	MG	1H	3429	1/1	0.91	0.11	29,29,29,29	0
62	MG	1H	3153	1/1	0.91	0.10	45,45,45,45	0
61	K	1H	3115	1/1	0.91	0.09	52,52,52,52	0

Continued on next page...

Continued from previous page...

Mol	Type	Chain	Res	Atoms	RSCC	RSR	B-factors(\AA^2)	Q<0.9
61	K	13	1643	1/1	0.91	0.05	76,76,76,76	0
62	MG	1H	3282	1/1	0.91	0.11	49,49,49,49	0
62	MG	1H	3157	1/1	0.91	0.18	49,49,49,49	0
61	K	1G	1633	1/1	0.91	0.07	76,76,76,76	0
62	MG	14	3255	1/1	0.91	0.09	63,63,63,63	0
62	MG	1H	3290	1/1	0.91	0.11	38,38,38,38	0
62	MG	1H	3297	1/1	0.91	0.12	40,40,40,40	0
62	MG	1H	3298	1/1	0.91	0.07	28,28,28,28	0
62	MG	14	3264	1/1	0.91	0.15	45,45,45,45	0
62	MG	14	3267	1/1	0.91	0.07	44,44,44,44	0
62	MG	1G	1638	1/1	0.91	0.15	46,46,46,46	0
62	MG	14	3139	1/1	0.91	0.15	41,41,41,41	0
61	K	1G	1635	1/1	0.91	0.17	91,91,91,91	0
62	MG	14	3309	1/1	0.91	0.09	26,26,26,26	0
62	MG	14	3317	1/1	0.91	0.07	40,40,40,40	0
62	MG	14	3149	1/1	0.91	0.19	37,37,37,37	0
61	K	14	3045	1/1	0.91	0.10	83,83,83,83	0
61	K	14	3048	1/1	0.91	0.07	67,67,67,67	0
62	MG	1J	204	1/1	0.91	0.25	64,64,64,64	0
62	MG	1H	3171	1/1	0.91	0.17	30,30,30,30	0
61	K	1H	3011	1/1	0.92	0.06	59,59,59,59	0
61	K	14	3007	1/1	0.92	0.14	64,64,64,64	0
62	MG	14	3156	1/1	0.92	0.18	34,34,34,34	0
62	MG	1H	3323	1/1	0.92	0.22	52,52,52,52	0
62	MG	14	3159	1/1	0.92	0.27	56,56,56,56	0
62	MG	1G	1644	1/1	0.92	0.12	59,59,59,59	0
62	MG	1H	3202	1/1	0.92	0.18	45,45,45,45	0
62	MG	1H	3207	1/1	0.92	0.18	38,38,38,38	0
61	K	14	3009	1/1	0.92	0.12	64,64,64,64	0
61	K	1H	3050	1/1	0.92	0.14	53,53,53,53	0
61	K	45	201	1/1	0.92	0.14	90,90,90,90	0
62	MG	1G	1652	1/1	0.92	0.12	17,17,17,17	0
62	MG	13	1713	1/1	0.92	0.15	46,46,46,46	0
61	K	14	3011	1/1	0.92	0.17	80,80,80,80	0
61	K	1G	1614	1/1	0.92	0.07	86,86,86,86	0
62	MG	14	3178	1/1	0.92	0.24	53,53,53,53	0
62	MG	1G	1656	1/1	0.92	0.25	58,58,58,58	0
62	MG	1H	3338	1/1	0.92	0.09	43,43,43,43	0
61	K	1H	3051	1/1	0.92	0.10	49,49,49,49	0
61	K	1H	3029	1/1	0.92	0.09	85,85,85,85	0
61	K	1H	3080	1/1	0.92	0.07	45,45,45,45	0
62	MG	1H	3344	1/1	0.92	0.14	39,39,39,39	0

Continued on next page...

Continued from previous page...

Mol	Type	Chain	Res	Atoms	RSCC	RSR	B-factors(\AA^2)	Q<0.9
62	MG	1G	1666	1/1	0.92	0.30	46,46,46,46	0
62	MG	14	3189	1/1	0.92	0.07	50,50,50,50	0
62	MG	14	3190	1/1	0.92	0.17	77,77,77,77	0
62	MG	1H	3346	1/1	0.92	0.16	55,55,55,55	0
62	MG	1H	3349	1/1	0.92	0.17	48,48,48,48	0
62	MG	1H	3350	1/1	0.92	0.16	25,25,25,25	0
62	MG	14	3197	1/1	0.92	0.16	48,48,48,48	0
62	MG	1H	3246	1/1	0.92	0.18	35,35,35,35	0
62	MG	1H	3353	1/1	0.92	0.15	33,33,33,33	0
62	MG	14	3204	1/1	0.92	0.19	38,38,38,38	0
61	K	14	3018	1/1	0.92	0.07	65,65,65,65	0
62	MG	14	3208	1/1	0.92	0.20	58,58,58,58	0
62	MG	1G	1677	1/1	0.92	0.20	57,57,57,57	0
62	MG	14	3212	1/1	0.92	0.22	44,44,44,44	0
62	MG	13	1726	1/1	0.92	0.14	46,46,46,46	0
61	K	14	3079	1/1	0.92	0.13	81,81,81,81	0
61	K	1H	3013	1/1	0.92	0.15	81,81,81,81	0
62	MG	1G	1681	1/1	0.92	0.19	45,45,45,45	0
62	MG	14	3222	1/1	0.92	0.19	57,57,57,57	0
61	K	1H	3016	1/1	0.92	0.06	63,63,63,63	0
62	MG	14	3225	1/1	0.92	0.08	47,47,47,47	0
61	K	13	1647	1/1	0.92	0.05	50,50,50,50	0
61	K	1H	3141	1/1	0.92	0.10	41,41,41,41	0
61	K	1H	3003	1/1	0.92	0.05	56,56,56,56	0
62	MG	1H	3154	1/1	0.92	0.15	26,26,26,26	0
62	MG	1G	1687	1/1	0.92	0.16	67,67,67,67	0
62	MG	13	1690	1/1	0.92	0.06	51,51,51,51	0
62	MG	14	3236	1/1	0.92	0.23	50,50,50,50	0
62	MG	1H	3368	1/1	0.92	0.25	44,44,44,44	0
62	MG	13	1692	1/1	0.92	0.17	51,51,51,51	0
62	MG	1G	1691	1/1	0.92	0.23	64,64,64,64	0
62	MG	13	1693	1/1	0.92	0.26	61,61,61,61	0
62	MG	1G	1696	1/1	0.92	0.28	52,52,52,52	0
61	K	14	3041	1/1	0.92	0.09	66,66,66,66	0
62	MG	13	1695	1/1	0.92	0.13	66,66,66,66	0
61	K	1H	3144	1/1	0.92	0.17	56,56,56,56	0
62	MG	2L	101	1/1	0.92	0.10	58,58,58,58	0
61	K	14	3043	1/1	0.92	0.09	80,80,80,80	0
61	K	16	202	1/1	0.92	0.06	74,74,74,74	0
62	MG	14	3107	1/1	0.92	0.15	33,33,33,33	0
62	MG	14	3259	1/1	0.92	0.24	42,42,42,42	0
61	K	1H	3004	1/1	0.92	0.11	88,88,88,88	0

Continued on next page...

Continued from previous page...

Mol	Type	Chain	Res	Atoms	RSCC	RSR	B-factors(\AA^2)	Q<0.9
62	MG	14	3115	1/1	0.92	0.12	42,42,42,42	0
61	K	14	3096	1/1	0.92	0.06	70,70,70,70	0
62	MG	16	209	1/1	0.92	0.35	59,59,59,59	0
61	K	1H	3110	1/1	0.92	0.06	60,60,60,60	0
62	MG	14	3271	1/1	0.92	0.19	51,51,51,51	0
62	MG	14	3275	1/1	0.92	0.15	42,42,42,42	0
61	K	13	1642	1/1	0.92	0.10	93,93,93,93	0
61	K	2K	101	1/1	0.92	0.16	62,62,62,62	0
62	MG	14	3132	1/1	0.92	0.22	53,53,53,53	0
62	MG	78	201	1/1	0.92	0.11	38,38,38,38	0
62	MG	1H	3186	1/1	0.92	0.28	55,55,55,55	0
61	K	13	1614	1/1	0.92	0.16	71,71,71,71	0
61	K	14	3104	1/1	0.92	0.10	75,75,75,75	0
62	MG	1H	3196	1/1	0.92	0.15	40,40,40,40	0
62	MG	39	303	1/1	0.92	0.12	54,54,54,54	0
62	MG	13	1671	1/1	0.93	0.26	49,49,49,49	0
62	MG	1H	3244	1/1	0.93	0.24	34,34,34,34	0
61	K	1H	3025	1/1	0.93	0.08	53,53,53,53	0
62	MG	14	3191	1/1	0.93	0.07	34,34,34,34	0
61	K	13	1638	1/1	0.93	0.06	56,56,56,56	0
61	K	1G	1611	1/1	0.93	0.11	86,86,86,86	0
61	K	1H	3031	1/1	0.93	0.10	39,39,39,39	0
62	MG	13	1677	1/1	0.93	0.11	42,42,42,42	0
61	K	14	3103	1/1	0.93	0.10	70,70,70,70	0
62	MG	13	1679	1/1	0.93	0.21	45,45,45,45	0
62	MG	14	3202	1/1	0.93	0.17	42,42,42,42	0
62	MG	1G	1736	1/1	0.93	0.08	62,62,62,62	0
62	MG	1H	3334	1/1	0.93	0.07	43,43,43,43	0
62	MG	1H	3266	1/1	0.93	0.07	39,39,39,39	0
61	K	1H	3098	1/1	0.93	0.07	41,41,41,41	0
62	MG	1G	1642	1/1	0.93	0.14	45,45,45,45	0
62	MG	13	1681	1/1	0.93	0.23	44,44,44,44	0
61	K	14	3055	1/1	0.93	0.19	65,65,65,65	0
62	MG	1G	1645	1/1	0.93	0.12	62,62,62,62	0
62	MG	14	3118	1/1	0.93	0.26	58,58,58,58	0
62	MG	13	1685	1/1	0.93	0.20	45,45,45,45	0
62	MG	1H	3277	1/1	0.93	0.17	42,42,42,42	0
62	MG	13	1686	1/1	0.93	0.07	34,34,34,34	0
62	MG	14	3122	1/1	0.93	0.19	49,49,49,49	0
62	MG	13	1688	1/1	0.93	0.19	56,56,56,56	0
61	K	14	3106	1/1	0.93	0.20	68,68,68,68	0
62	MG	1G	1651	1/1	0.93	0.20	43,43,43,43	0

Continued on next page...

Continued from previous page...

Mol	Type	Chain	Res	Atoms	RSCC	RSR	B-factors(\AA^2)	Q<0.9
61	K	2A	201	1/1	0.93	0.06	70,70,70,70	0
61	K	1H	3032	1/1	0.93	0.06	54,54,54,54	0
62	MG	1H	3283	1/1	0.93	0.25	44,44,44,44	0
62	MG	14	3140	1/1	0.93	0.15	47,47,47,47	0
62	MG	1H	3197	1/1	0.93	0.07	30,30,30,30	0
62	MG	14	3146	1/1	0.93	0.14	49,49,49,49	0
62	MG	14	3147	1/1	0.93	0.17	40,40,40,40	0
62	MG	13	1724	1/1	0.93	0.15	43,43,43,43	0
61	K	1H	3035	1/1	0.93	0.10	52,52,52,52	0
62	MG	14	3154	1/1	0.93	0.12	50,50,50,50	0
62	MG	1H	3291	1/1	0.93	0.20	47,47,47,47	0
62	MG	1H	3294	1/1	0.93	0.19	59,59,59,59	0
62	MG	13	1749	1/1	0.93	0.08	52,52,52,52	0
61	K	13	1612	1/1	0.93	0.15	50,50,50,50	0
61	K	1H	3134	1/1	0.93	0.10	54,54,54,54	0
62	MG	14	3163	1/1	0.93	0.14	31,31,31,31	0
61	K	1H	3112	1/1	0.93	0.08	48,48,48,48	0
62	MG	1H	3313	1/1	0.93	0.07	44,44,44,44	0
62	MG	1H	3146	1/1	0.93	0.19	38,38,38,38	0
62	MG	1H	3371	1/1	0.93	0.07	31,31,31,31	0
61	K	14	3040	1/1	0.93	0.06	93,93,93,93	0
62	MG	1H	3373	1/1	0.93	0.21	43,43,43,43	0
62	MG	14	3274	1/1	0.93	0.18	54,54,54,54	0
62	MG	1H	3375	1/1	0.93	0.11	36,36,36,36	0
62	MG	1H	3376	1/1	0.93	0.16	54,54,54,54	0
62	MG	14	3278	1/1	0.93	0.17	49,49,49,49	0
62	MG	13	1699	1/1	0.93	0.10	43,43,43,43	0
62	MG	1H	3228	1/1	0.93	0.20	31,31,31,31	0
62	MG	14	3332	1/1	0.93	0.07	54,54,54,54	0
62	MG	1H	3457	1/1	0.93	0.10	25,25,25,25	0
62	MG	14	3341	1/1	0.93	0.07	35,35,35,35	0
62	MG	1H	3229	1/1	0.93	0.30	43,43,43,43	0
62	MG	14	3352	1/1	0.93	0.10	63,63,63,63	0
62	MG	14	3387	1/1	0.93	0.13	45,45,45,45	0
61	K	1G	1628	1/1	0.93	0.08	76,76,76,76	0
62	MG	1H	3539	1/1	0.93	0.07	66,66,66,66	0
62	MG	1H	3577	1/1	0.93	0.08	37,37,37,37	0
61	K	1H	3086	1/1	0.93	0.05	66,66,66,66	0
61	K	1H	3095	1/1	0.94	0.07	58,58,58,58	0
61	K	13	1604	1/1	0.94	0.06	82,82,82,82	0
61	K	1G	1620	1/1	0.94	0.06	83,83,83,83	0
62	MG	1H	3273	1/1	0.94	0.25	61,61,61,61	0

Continued on next page...

Continued from previous page...

Mol	Type	Chain	Res	Atoms	RSCC	RSR	B-factors(\AA^2)	Q<0.9
61	K	1H	3137	1/1	0.94	0.09	63,63,63,63	0
62	MG	1H	3276	1/1	0.94	0.15	44,44,44,44	0
62	MG	14	3177	1/1	0.94	0.08	45,45,45,45	0
61	K	1H	3034	1/1	0.94	0.09	66,66,66,66	0
62	MG	14	3180	1/1	0.94	0.15	59,59,59,59	0
61	K	1H	3139	1/1	0.94	0.06	64,64,64,64	0
62	MG	1G	1673	1/1	0.94	0.11	50,50,50,50	0
61	K	14	3069	1/1	0.94	0.09	56,56,56,56	0
61	K	1H	3099	1/1	0.94	0.12	59,59,59,59	0
62	MG	13	1652	1/1	0.94	0.13	43,43,43,43	0
61	K	13	1627	1/1	0.94	0.04	46,46,46,46	0
61	K	1H	3014	1/1	0.94	0.07	60,60,60,60	0
61	K	14	3024	1/1	0.94	0.08	52,52,52,52	0
61	K	14	3025	1/1	0.94	0.07	50,50,50,50	0
62	MG	1H	3188	1/1	0.94	0.18	20,20,20,20	0
62	MG	1H	3189	1/1	0.94	0.14	41,41,41,41	0
62	MG	1H	3292	1/1	0.94	0.04	32,32,32,32	0
62	MG	1H	3399	1/1	0.94	0.09	24,24,24,24	0
62	MG	1H	3192	1/1	0.94	0.10	37,37,37,37	0
62	MG	1H	3437	1/1	0.94	0.08	51,51,51,51	0
62	MG	1H	3453	1/1	0.94	0.07	20,20,20,20	0
61	K	1H	3037	1/1	0.94	0.15	70,70,70,70	0
62	MG	1H	3488	1/1	0.94	0.10	35,35,35,35	0
62	MG	13	1669	1/1	0.94	0.13	34,34,34,34	0
61	K	1H	3064	1/1	0.94	0.06	34,34,34,34	0
62	MG	1G	1695	1/1	0.94	0.15	72,72,72,72	0
61	K	13	1621	1/1	0.94	0.08	61,61,61,61	0
62	MG	1H	3564	1/1	0.94	0.07	25,25,25,25	0
62	MG	1G	1698	1/1	0.94	0.29	66,66,66,66	0
61	K	1G	1636	1/1	0.94	0.11	78,78,78,78	0
62	MG	14	3217	1/1	0.94	0.13	69,69,69,69	0
62	MG	1G	1718	1/1	0.94	0.08	39,39,39,39	0
62	MG	16	204	1/1	0.94	0.18	39,39,39,39	0
62	MG	14	3223	1/1	0.94	0.15	40,40,40,40	0
61	K	1H	3073	1/1	0.94	0.10	56,56,56,56	0
62	MG	16	207	1/1	0.94	0.15	43,43,43,43	0
62	MG	14	3226	1/1	0.94	0.26	55,55,55,55	0
62	MG	1H	3203	1/1	0.94	0.10	26,26,26,26	0
61	K	1H	3121	1/1	0.94	0.10	62,62,62,62	0
62	MG	13	1676	1/1	0.94	0.22	53,53,53,53	0
62	MG	14	3232	1/1	0.94	0.26	63,63,63,63	0
62	MG	14	3108	1/1	0.94	0.16	59,59,59,59	0

Continued on next page...

Continued from previous page...

Mol	Type	Chain	Res	Atoms	RSCC	RSR	B-factors(\AA^2)	Q<0.9
61	K	1H	3017	1/1	0.94	0.14	56,56,56,56	0
62	MG	14	3112	1/1	0.94	0.07	44,44,44,44	0
62	MG	14	3114	1/1	0.94	0.07	33,33,33,33	0
62	MG	14	3237	1/1	0.94	0.05	96,96,96,96	0
61	K	BA	201	1/1	0.94	0.07	72,72,72,72	0
62	MG	14	3117	1/1	0.94	0.07	49,49,49,49	0
62	MG	1H	3214	1/1	0.94	0.21	41,41,41,41	0
62	MG	14	3243	1/1	0.94	0.16	54,54,54,54	0
62	MG	C8	201	1/1	0.94	0.12	44,44,44,44	0
61	K	14	3044	1/1	0.94	0.11	69,69,69,69	0
62	MG	14	3247	1/1	0.94	0.10	47,47,47,47	0
62	MG	13	1723	1/1	0.94	0.26	60,60,60,60	0
62	MG	1H	3225	1/1	0.94	0.12	37,37,37,37	0
61	K	1H	3081	1/1	0.94	0.09	49,49,49,49	0
61	K	14	3047	1/1	0.94	0.08	74,74,74,74	0
62	MG	14	3131	1/1	0.94	0.14	43,43,43,43	0
62	MG	1H	3233	1/1	0.94	0.11	51,51,51,51	0
62	MG	1H	3234	1/1	0.94	0.21	39,39,39,39	0
62	MG	14	3135	1/1	0.94	0.16	47,47,47,47	0
62	MG	13	1682	1/1	0.94	0.16	33,33,33,33	0
61	K	1H	3082	1/1	0.94	0.05	46,46,46,46	0
61	K	14	3050	1/1	0.94	0.05	63,63,63,63	0
62	MG	1H	3336	1/1	0.94	0.25	45,45,45,45	0
61	K	14	3051	1/1	0.94	0.05	65,65,65,65	0
62	MG	13	1687	1/1	0.94	0.23	50,50,50,50	0
62	MG	14	3273	1/1	0.94	0.17	37,37,37,37	0
61	K	1H	3018	1/1	0.94	0.19	51,51,51,51	0
62	MG	1H	3248	1/1	0.94	0.19	34,34,34,34	0
62	MG	1H	3252	1/1	0.94	0.26	42,42,42,42	0
62	MG	14	3277	1/1	0.94	0.27	61,61,61,61	0
61	K	14	3099	1/1	0.94	0.05	67,67,67,67	0
62	MG	14	3289	1/1	0.94	0.09	51,51,51,51	0
62	MG	1H	3151	1/1	0.94	0.19	41,41,41,41	0
62	MG	14	3157	1/1	0.94	0.15	34,34,34,34	0
62	MG	13	1691	1/1	0.94	0.20	50,50,50,50	0
61	K	14	3100	1/1	0.94	0.06	71,71,71,71	0
61	K	1H	3009	1/1	0.94	0.08	64,64,64,64	0
62	MG	1G	1658	1/1	0.94	0.22	46,46,46,46	0
62	MG	1G	1659	1/1	0.94	0.29	64,64,64,64	0
62	MG	14	3360	1/1	0.94	0.10	37,37,37,37	0
61	K	13	1623	1/1	0.94	0.05	56,56,56,56	0
62	MG	14	3397	1/1	0.94	0.09	75,75,75,75	0

Continued on next page...

Continued from previous page...

Mol	Type	Chain	Res	Atoms	RSCC	RSR	B-factors(\AA^2)	Q<0.9
62	MG	14	3399	1/1	0.94	0.06	106,106,106,106	0
62	MG	14	3166	1/1	0.94	0.10	58,58,58,58	0
62	MG	14	3167	1/1	0.94	0.15	38,38,38,38	0
62	MG	14	3168	1/1	0.94	0.16	37,37,37,37	0
62	MG	1H	3356	1/1	0.94	0.14	43,43,43,43	0
61	K	13	1626	1/1	0.95	0.06	73,73,73,73	0
62	MG	1G	1637	1/1	0.95	0.13	55,55,55,55	0
62	MG	1H	3304	1/1	0.95	0.17	38,38,38,38	0
62	MG	14	3162	1/1	0.95	0.10	46,46,46,46	0
61	K	1H	3133	1/1	0.95	0.09	61,61,61,61	0
62	MG	1H	3311	1/1	0.95	0.11	47,47,47,47	0
62	MG	1H	3312	1/1	0.95	0.18	39,39,39,39	0
61	K	1H	3094	1/1	0.95	0.07	51,51,51,51	0
62	MG	1H	3314	1/1	0.95	0.13	41,41,41,41	0
62	MG	1H	3193	1/1	0.95	0.12	40,40,40,40	0
61	K	14	3066	1/1	0.95	0.04	64,64,64,64	0
61	K	1H	3048	1/1	0.95	0.06	72,72,72,72	0
62	MG	14	3172	1/1	0.95	0.17	26,26,26,26	0
62	MG	13	1657	1/1	0.95	0.20	38,38,38,38	0
62	MG	13	1659	1/1	0.95	0.10	56,56,56,56	0
61	K	14	3015	1/1	0.95	0.05	47,47,47,47	0
62	MG	13	1663	1/1	0.95	0.14	47,47,47,47	0
62	MG	1H	3322	1/1	0.95	0.08	23,23,23,23	0
61	K	1H	3049	1/1	0.95	0.11	55,55,55,55	0
62	MG	1H	3324	1/1	0.95	0.15	12,12,12,12	0
62	MG	1H	3204	1/1	0.95	0.11	29,29,29,29	0
61	K	13	1637	1/1	0.95	0.08	64,64,64,64	0
62	MG	1H	3210	1/1	0.95	0.17	38,38,38,38	0
62	MG	1G	1657	1/1	0.95	0.22	53,53,53,53	0
62	MG	13	1717	1/1	0.95	0.29	62,62,62,62	0
62	MG	13	1666	1/1	0.95	0.20	46,46,46,46	0
61	K	2K	102	1/1	0.95	0.15	58,58,58,58	0
61	K	14	3022	1/1	0.95	0.12	50,50,50,50	0
61	K	1G	1630	1/1	0.95	0.07	80,80,80,80	0
62	MG	1H	3333	1/1	0.95	0.09	50,50,50,50	0
61	K	1H	3058	1/1	0.95	0.09	43,43,43,43	0
62	MG	14	3192	1/1	0.95	0.13	41,41,41,41	0
62	MG	1G	1665	1/1	0.95	0.07	50,50,50,50	0
62	MG	1H	3222	1/1	0.95	0.14	32,32,32,32	0
62	MG	1H	3223	1/1	0.95	0.13	30,30,30,30	0
61	K	14	3027	1/1	0.95	0.11	54,54,54,54	0
62	MG	1H	3340	1/1	0.95	0.10	48,48,48,48	0

Continued on next page...

Continued from previous page...

Mol	Type	Chain	Res	Atoms	RSCC	RSR	B-factors(\AA^2)	Q<0.9
62	MG	14	3200	1/1	0.95	0.25	52,52,52,52	0
62	MG	1H	3226	1/1	0.95	0.21	40,40,40,40	0
62	MG	1H	3227	1/1	0.95	0.08	29,29,29,29	0
61	K	14	3029	1/1	0.95	0.07	81,81,81,81	0
62	MG	14	3206	1/1	0.95	0.16	55,55,55,55	0
62	MG	1G	1675	1/1	0.95	0.19	65,65,65,65	0
62	MG	1H	3345[A]	1/1	0.95	0.50	23,23,23,23	1
62	MG	1H	3345[B]	1/1	0.95	0.50	24,24,24,24	1
62	MG	14	3210	1/1	0.95	0.17	47,47,47,47	0
62	MG	14	3211	1/1	0.95	0.18	58,58,58,58	0
62	MG	13	1725	1/1	0.95	0.27	58,58,58,58	0
62	MG	1H	3232	1/1	0.95	0.16	43,43,43,43	0
61	K	14	3030	1/1	0.95	0.04	63,63,63,63	0
62	MG	13	1741	1/1	0.95	0.07	109,109,109,109	0
62	MG	14	3216	1/1	0.95	0.15	51,51,51,51	0
62	MG	1G	1682	1/1	0.95	0.25	41,41,41,41	0
62	MG	14	3218	1/1	0.95	0.12	60,60,60,60	0
62	MG	14	3220	1/1	0.95	0.07	46,46,46,46	0
61	K	14	3033	1/1	0.95	0.08	52,52,52,52	0
62	MG	13	1764	1/1	0.95	0.07	86,86,86,86	0
61	K	1H	3059	1/1	0.95	0.05	19,19,19,19	0
62	MG	1H	3357	1/1	0.95	0.17	28,28,28,28	0
61	K	14	3086	1/1	0.95	0.07	65,65,65,65	0
61	K	1H	3109	1/1	0.95	0.05	57,57,57,57	0
61	K	14	3037	1/1	0.95	0.05	60,60,60,60	0
61	K	14	3089	1/1	0.95	0.06	64,64,64,64	0
61	K	1G	1634	1/1	0.95	0.08	62,62,62,62	0
61	K	1H	3062	1/1	0.95	0.03	27,27,27,27	0
62	MG	1H	3255	1/1	0.95	0.17	47,47,47,47	0
62	MG	1H	3152	1/1	0.95	0.06	36,36,36,36	0
61	K	13	1644	1/1	0.95	0.06	74,74,74,74	0
62	MG	1H	3262	1/1	0.95	0.23	46,46,46,46	0
61	K	13	1632	1/1	0.95	0.11	79,79,79,79	0
61	K	14	3095	1/1	0.95	0.04	64,64,64,64	0
62	MG	1G	1700	1/1	0.95	0.20	52,52,52,52	0
62	MG	1G	1708	1/1	0.95	0.08	101,101,101,101	0
62	MG	1G	1714	1/1	0.95	0.06	88,88,88,88	0
62	MG	13	1689	1/1	0.95	0.20	53,53,53,53	0
61	K	13	1634	1/1	0.95	0.09	90,90,90,90	0
62	MG	1H	3159	1/1	0.95	0.14	44,44,44,44	0
62	MG	1H	3271	1/1	0.95	0.10	47,47,47,47	0
62	MG	1H	3160	1/1	0.95	0.11	29,29,29,29	0

Continued on next page...

Continued from previous page...

Mol	Type	Chain	Res	Atoms	RSCC	RSR	B-factors(\AA^2)	Q<0.9
62	MG	1H	3380	1/1	0.95	0.27	44,44,44,44	0
62	MG	1H	3161	1/1	0.95	0.18	55,55,55,55	0
61	K	1H	3118	1/1	0.95	0.06	56,56,56,56	0
62	MG	1H	3424	1/1	0.95	0.08	42,42,42,42	0
62	MG	14	3110	1/1	0.95	0.11	35,35,35,35	0
61	K	4A	201	1/1	0.95	0.07	96,96,96,96	0
62	MG	14	3113	1/1	0.95	0.13	36,36,36,36	0
62	MG	14	3261	1/1	0.95	0.20	43,43,43,43	0
62	MG	14	3263	1/1	0.95	0.26	60,60,60,60	0
61	K	5A	101	1/1	0.95	0.06	82,82,82,82	0
61	K	1H	3120	1/1	0.95	0.05	60,60,60,60	0
62	MG	1H	3168	1/1	0.95	0.16	15,15,15,15	0
62	MG	14	3269	1/1	0.95	0.16	68,68,68,68	0
62	MG	1H	3473	1/1	0.95	0.08	19,19,19,19	0
61	K	14	3001	1/1	0.95	0.08	76,76,76,76	0
62	MG	14	3272	1/1	0.95	0.18	61,61,61,61	0
62	MG	1H	3489	1/1	0.95	0.09	57,57,57,57	0
62	MG	1H	3172	1/1	0.95	0.17	31,31,31,31	0
62	MG	1H	3506	1/1	0.95	0.08	15,15,15,15	0
62	MG	1H	3515	1/1	0.95	0.07	40,40,40,40	0
61	K	4I	201	1/1	0.95	0.06	71,71,71,71	0
62	MG	1H	3530	1/1	0.95	0.06	21,21,21,21	0
62	MG	1H	3175	1/1	0.95	0.12	31,31,31,31	0
62	MG	14	3292	1/1	0.95	0.09	29,29,29,29	0
62	MG	14	3295	1/1	0.95	0.07	50,50,50,50	0
62	MG	14	3305	1/1	0.95	0.06	40,40,40,40	0
62	MG	1H	3284	1/1	0.95	0.06	36,36,36,36	0
62	MG	1H	3285	1/1	0.95	0.16	43,43,43,43	0
62	MG	14	3326	1/1	0.95	0.07	40,40,40,40	0
62	MG	14	3329	1/1	0.95	0.07	28,28,28,28	0
61	K	13	1630	1/1	0.95	0.05	66,66,66,66	0
61	K	1H	3030	1/1	0.95	0.05	73,73,73,73	0
62	MG	14	3340	1/1	0.95	0.06	26,26,26,26	0
62	MG	16	206	1/1	0.95	0.10	52,52,52,52	0
62	MG	1H	3179	1/1	0.95	0.17	30,30,30,30	0
62	MG	14	3145	1/1	0.95	0.11	49,49,49,49	0
62	MG	1H	3180	1/1	0.95	0.10	43,43,43,43	0
62	MG	14	3374	1/1	0.95	0.06	30,30,30,30	0
61	K	1H	3006	1/1	0.95	0.15	44,44,44,44	0
61	K	1G	1612	1/1	0.95	0.05	58,58,58,58	0
62	MG	1H	3295	1/1	0.95	0.06	29,29,29,29	0
61	K	1H	3007	1/1	0.95	0.05	55,55,55,55	0

Continued on next page...

Continued from previous page...

Mol	Type	Chain	Res	Atoms	RSCC	RSR	B-factors(\AA^2)	Q<0.9
61	K	1H	3090	1/1	0.95	0.11	55,55,55,55	0
62	MG	1H	3299	1/1	0.95	0.13	47,47,47,47	0
62	MG	1H	3301	1/1	0.95	0.17	41,41,41,41	0
62	MG	M5	101	1/1	0.95	0.07	84,84,84,84	0
61	K	1H	3015	1/1	0.96	0.05	44,44,44,44	0
62	MG	1H	3247	1/1	0.96	0.14	21,21,21,21	0
61	K	1H	3024	1/1	0.96	0.07	59,59,59,59	0
62	MG	1H	3250	1/1	0.96	0.11	38,38,38,38	0
62	MG	14	3169	1/1	0.96	0.16	33,33,33,33	0
62	MG	13	1704	1/1	0.96	0.21	56,56,56,56	0
61	K	1H	3063	1/1	0.96	0.05	47,47,47,47	0
61	K	31	302	1/1	0.96	0.08	45,45,45,45	0
62	MG	1H	3256	1/1	0.96	0.12	40,40,40,40	0
62	MG	1H	3257	1/1	0.96	0.14	40,40,40,40	0
61	K	14	3074	1/1	0.96	0.11	73,73,73,73	0
61	K	13	1622	1/1	0.96	0.05	61,61,61,61	0
62	MG	1H	3260	1/1	0.96	0.05	24,24,24,24	0
62	MG	1H	3261	1/1	0.96	0.04	44,44,44,44	0
61	K	14	3032	1/1	0.96	0.13	53,53,53,53	0
62	MG	14	3179	1/1	0.96	0.15	32,32,32,32	0
62	MG	1H	3347	1/1	0.96	0.05	38,38,38,38	0
62	MG	1H	3348	1/1	0.96	0.08	30,30,30,30	0
61	K	88	201	1/1	0.96	0.12	57,57,57,57	0
62	MG	14	3183	1/1	0.96	0.19	30,30,30,30	0
61	K	1H	3070	1/1	0.96	0.06	46,46,46,46	0
62	MG	1G	1660	1/1	0.96	0.25	46,46,46,46	0
61	K	13	1602	1/1	0.96	0.11	72,72,72,72	0
62	MG	1H	3267	1/1	0.96	0.18	53,53,53,53	0
61	K	14	3081	1/1	0.96	0.07	54,54,54,54	0
62	MG	1H	3181	1/1	0.96	0.19	36,36,36,36	0
61	K	1G	1603	1/1	0.96	0.10	62,62,62,62	0
61	K	1H	3123	1/1	0.96	0.08	50,50,50,50	0
62	MG	13	1715	1/1	0.96	0.17	60,60,60,60	0
62	MG	1H	3274	1/1	0.96	0.07	31,31,31,31	0
61	K	1H	3124	1/1	0.96	0.06	64,64,64,64	0
62	MG	1G	1669	1/1	0.96	0.30	60,60,60,60	0
61	K	14	3085	1/1	0.96	0.06	62,62,62,62	0
62	MG	14	3198	1/1	0.96	0.13	33,33,33,33	0
61	K	1H	3097	1/1	0.96	0.06	25,25,25,25	0
62	MG	1H	3190	1/1	0.96	0.13	32,32,32,32	0
61	K	13	1624	1/1	0.96	0.08	59,59,59,59	0
61	K	1H	3074	1/1	0.96	0.10	34,34,34,34	0

Continued on next page...

Continued from previous page...

Mol	Type	Chain	Res	Atoms	RSCC	RSR	B-factors(\AA^2)	Q<0.9
62	MG	14	3203	1/1	0.96	0.24	45,45,45,45	0
61	K	1H	3100	1/1	0.96	0.05	44,44,44,44	0
61	K	1G	1613	1/1	0.96	0.06	63,63,63,63	0
61	K	1H	3101	1/1	0.96	0.04	49,49,49,49	0
61	K	1G	1615	1/1	0.96	0.03	60,60,60,60	0
61	K	1H	3103	1/1	0.96	0.13	33,33,33,33	0
62	MG	13	1738	1/1	0.96	0.06	86,86,86,86	0
61	K	14	3008	1/1	0.96	0.12	47,47,47,47	0
62	MG	1H	3288	1/1	0.96	0.12	44,44,44,44	0
62	MG	1H	3379	1/1	0.96	0.25	47,47,47,47	0
62	MG	13	1747	1/1	0.96	0.06	32,32,32,32	0
62	MG	1H	3205	1/1	0.96	0.15	33,33,33,33	0
62	MG	1H	3391	1/1	0.96	0.07	20,20,20,20	0
62	MG	1H	3206	1/1	0.96	0.12	25,25,25,25	0
62	MG	1H	3422	1/1	0.96	0.06	29,29,29,29	0
62	MG	13	1683	1/1	0.96	0.11	39,39,39,39	0
62	MG	13	1750	1/1	0.96	0.06	52,52,52,52	0
62	MG	1H	3296	1/1	0.96	0.05	32,32,32,32	0
62	MG	13	1757	1/1	0.96	0.08	50,50,50,50	0
61	K	1H	3104	1/1	0.96	0.07	42,42,42,42	0
62	MG	13	1770	1/1	0.96	0.06	71,71,71,71	0
62	MG	1H	3474	1/1	0.96	0.06	24,24,24,24	0
62	MG	1H	3477	1/1	0.96	0.06	28,28,28,28	0
62	MG	14	3229	1/1	0.96	0.06	48,48,48,48	0
62	MG	1H	3300	1/1	0.96	0.29	59,59,59,59	0
61	K	1G	1618	1/1	0.96	0.14	79,79,79,79	0
62	MG	1G	1707	1/1	0.96	0.06	62,62,62,62	0
62	MG	1H	3496	1/1	0.96	0.08	48,48,48,48	0
62	MG	1G	1713	1/1	0.96	0.09	120,120,120,120	0
62	MG	1H	3302	1/1	0.96	0.12	29,29,29,29	0
61	K	1H	3077	1/1	0.96	0.09	47,47,47,47	0
62	MG	1G	1721	1/1	0.96	0.05	45,45,45,45	0
62	MG	1G	1731	1/1	0.96	0.05	81,81,81,81	0
62	MG	14	3240	1/1	0.96	0.22	57,57,57,57	0
62	MG	1H	3507	1/1	0.96	0.06	17,17,17,17	0
62	MG	1H	3512	1/1	0.96	0.07	39,39,39,39	0
62	MG	1H	3514	1/1	0.96	0.08	53,53,53,53	0
61	K	14	3054	1/1	0.96	0.05	58,58,58,58	0
62	MG	2L	103	1/1	0.96	0.18	45,45,45,45	0
62	MG	14	3246	1/1	0.96	0.06	35,35,35,35	0
61	K	1G	1621	1/1	0.96	0.04	76,76,76,76	0
62	MG	1H	3528	1/1	0.96	0.07	50,50,50,50	0

Continued on next page...

Continued from previous page...

Mol	Type	Chain	Res	Atoms	RSCC	RSR	B-factors(\AA^2)	Q<0.9
62	MG	1H	3529	1/1	0.96	0.14	54,54,54,54	0
62	MG	14	3250	1/1	0.96	0.05	38,38,38,38	0
62	MG	1H	3307	1/1	0.96	0.05	25,25,25,25	0
61	K	14	3056	1/1	0.96	0.06	56,56,56,56	0
62	MG	1H	3544	1/1	0.96	0.05	63,63,63,63	0
62	MG	1H	3549	1/1	0.96	0.10	60,60,60,60	0
62	MG	1H	3551	1/1	0.96	0.07	45,45,45,45	0
62	MG	1H	3555	1/1	0.96	0.12	56,56,56,56	0
62	MG	14	3116	1/1	0.96	0.15	32,32,32,32	0
62	MG	1H	3556	1/1	0.96	0.15	47,47,47,47	0
62	MG	14	3262	1/1	0.96	0.18	41,41,41,41	0
62	MG	1H	3224	1/1	0.96	0.14	35,35,35,35	0
62	MG	1H	3566	1/1	0.96	0.10	37,37,37,37	0
62	MG	14	3265	1/1	0.96	0.15	34,34,34,34	0
62	MG	1H	3569	1/1	0.96	0.06	62,62,62,62	0
62	MG	1H	3576	1/1	0.96	0.09	69,69,69,69	0
61	K	1H	3019	1/1	0.96	0.05	60,60,60,60	0
62	MG	1H	3150	1/1	0.96	0.19	25,25,25,25	0
61	K	13	1609	1/1	0.96	0.06	57,57,57,57	0
62	MG	14	3128	1/1	0.96	0.17	28,28,28,28	0
62	MG	14	3129	1/1	0.96	0.07	34,34,34,34	0
61	K	13	1601	1/1	0.96	0.05	67,67,67,67	0
61	K	1G	1626	1/1	0.96	0.04	67,67,67,67	0
62	MG	1H	3230	1/1	0.96	0.23	39,39,39,39	0
62	MG	1H	3231	1/1	0.96	0.24	43,43,43,43	0
61	K	1H	3111	1/1	0.96	0.06	51,51,51,51	0
62	MG	14	3280	1/1	0.96	0.08	45,45,45,45	0
62	MG	14	3137	1/1	0.96	0.14	49,49,49,49	0
62	MG	21	303	1/1	0.96	0.10	33,33,33,33	0
61	K	1J	201	1/1	0.96	0.05	81,81,81,81	0
62	MG	14	3301	1/1	0.96	0.06	38,38,38,38	0
62	MG	14	3142	1/1	0.96	0.18	51,51,51,51	0
62	MG	14	3306	1/1	0.96	0.07	32,32,32,32	0
61	K	19	301	1/1	0.96	0.13	52,52,52,52	0
62	MG	14	3313	1/1	0.96	0.06	33,33,33,33	0
62	MG	14	3314	1/1	0.96	0.07	28,28,28,28	0
62	MG	1H	3235	1/1	0.96	0.06	42,42,42,42	0
62	MG	14	3320	1/1	0.96	0.06	25,25,25,25	0
62	MG	14	3325	1/1	0.96	0.06	30,30,30,30	0
62	MG	78	202	1/1	0.96	0.13	30,30,30,30	0
61	K	13	1640	1/1	0.96	0.04	60,60,60,60	0
62	MG	14	3148	1/1	0.96	0.14	43,43,43,43	0

Continued on next page...

Continued from previous page...

Mol	Type	Chain	Res	Atoms	RSCC	RSR	B-factors(\AA^2)	Q<0.9
62	MG	I8	101	1/1	0.96	0.11	26,26,26,26	0
62	MG	14	3150	1/1	0.96	0.09	29,29,29,29	0
62	MG	14	3152	1/1	0.96	0.14	32,32,32,32	0
62	MG	J8	101	1/1	0.96	0.14	32,32,32,32	0
62	MG	L8	101	1/1	0.96	0.07	38,38,38,38	0
61	K	39	301	1/1	0.96	0.07	75,75,75,75	0
62	MG	14	3372	1/1	0.96	0.05	64,64,64,64	0
62	MG	14	3373	1/1	0.96	0.06	68,68,68,68	0
62	MG	1H	3239	1/1	0.96	0.06	26,26,26,26	0
62	MG	14	3380	1/1	0.96	0.06	76,76,76,76	0
62	MG	14	3381	1/1	0.96	0.07	56,56,56,56	0
62	MG	14	3386	1/1	0.96	0.12	61,61,61,61	0
62	MG	Q8	101[A]	1/1	0.96	0.49	13,13,13,13	1
62	MG	14	3394	1/1	0.96	0.12	61,61,61,61	0
62	MG	Q8	101[B]	1/1	0.96	0.49	11,11,11,11	1
61	K	1G	1629	1/1	0.96	0.06	88,88,88,88	0
62	MG	14	3160	1/1	0.96	0.04	38,38,38,38	0
62	MG	1H	3243	1/1	0.96	0.17	41,41,41,41	0
62	MG	13	1700	1/1	0.96	0.13	47,47,47,47	0
61	K	14	3068	1/1	0.96	0.05	61,61,61,61	0
62	MG	1H	3330	1/1	0.96	0.20	45,45,45,45	0
61	K	14	3073	1/1	0.97	0.06	60,60,60,60	0
62	MG	1H	3426	1/1	0.97	0.10	12,12,12,12	0
62	MG	1H	3428	1/1	0.97	0.04	23,23,23,23	0
61	K	14	3036	1/1	0.97	0.13	41,41,41,41	0
61	K	1H	3143	1/1	0.97	0.04	71,71,71,71	0
62	MG	1H	3450	1/1	0.97	0.09	52,52,52,52	0
61	K	1H	3042	1/1	0.97	0.04	54,54,54,54	0
62	MG	1H	3455	1/1	0.97	0.06	11,11,11,11	0
62	MG	14	3193	1/1	0.97	0.18	40,40,40,40	0
62	MG	13	1655	1/1	0.97	0.10	51,51,51,51	0
62	MG	1H	3306	1/1	0.97	0.07	34,34,34,34	0
62	MG	1H	3156	1/1	0.97	0.25	33,33,33,33	0
62	MG	1H	3475	1/1	0.97	0.06	40,40,40,40	0
62	MG	1H	3308	1/1	0.97	0.04	27,27,27,27	0
62	MG	1H	3479	1/1	0.97	0.05	18,18,18,18	0
62	MG	1H	3484	1/1	0.97	0.07	16,16,16,16	0
62	MG	13	1656	1/1	0.97	0.09	49,49,49,49	0
61	K	1H	3089	1/1	0.97	0.03	36,36,36,36	0
62	MG	13	1658	1/1	0.97	0.13	36,36,36,36	0
61	K	21	301	1/1	0.97	0.12	62,62,62,62	0
62	MG	14	3205	1/1	0.97	0.31	51,51,51,51	0

Continued on next page...

Continued from previous page...

Mol	Type	Chain	Res	Atoms	RSCC	RSR	B-factors(\AA^2)	Q<0.9
62	MG	1H	3501	1/1	0.97	0.11	57,57,57,57	0
62	MG	1H	3503	1/1	0.97	0.07	29,29,29,29	0
62	MG	1H	3504	1/1	0.97	0.10	20,20,20,20	0
62	MG	1G	1694	1/1	0.97	0.08	43,43,43,43	0
62	MG	13	1660	1/1	0.97	0.05	39,39,39,39	0
62	MG	13	1661	1/1	0.97	0.14	39,39,39,39	0
62	MG	1H	3508	1/1	0.97	0.06	22,22,22,22	0
62	MG	1H	3317	1/1	0.97	0.23	52,52,52,52	0
61	K	1H	3107	1/1	0.97	0.07	44,44,44,44	0
62	MG	1H	3237	1/1	0.97	0.10	38,38,38,38	0
62	MG	1G	1702	1/1	0.97	0.06	64,64,64,64	0
62	MG	1H	3516	1/1	0.97	0.06	21,21,21,21	0
61	K	1G	1624	1/1	0.97	0.05	60,60,60,60	0
62	MG	14	3219	1/1	0.97	0.12	33,33,33,33	0
62	MG	1G	1709	1/1	0.97	0.05	73,73,73,73	0
62	MG	1G	1711	1/1	0.97	0.07	97,97,97,97	0
62	MG	1H	3519	1/1	0.97	0.16	25,25,25,25	0
62	MG	1H	3522	1/1	0.97	0.10	49,49,49,49	0
62	MG	1H	3526	1/1	0.97	0.09	21,21,21,21	0
62	MG	1H	3166	1/1	0.97	0.09	41,41,41,41	0
62	MG	1G	1724	1/1	0.97	0.04	82,82,82,82	0
62	MG	14	3227	1/1	0.97	0.09	38,38,38,38	0
62	MG	1G	1726	1/1	0.97	0.06	49,49,49,49	0
62	MG	1H	3240	1/1	0.97	0.14	39,39,39,39	0
62	MG	1G	1733	1/1	0.97	0.04	81,81,81,81	0
62	MG	1G	1735	1/1	0.97	0.07	88,88,88,88	0
62	MG	1H	3167	1/1	0.97	0.10	20,20,20,20	0
61	K	1H	3071	1/1	0.97	0.04	42,42,42,42	0
62	MG	1H	3169	1/1	0.97	0.14	15,15,15,15	0
62	MG	1H	3548	1/1	0.97	0.06	32,32,32,32	0
62	MG	1H	3170	1/1	0.97	0.13	18,18,18,18	0
61	K	1H	3127	1/1	0.97	0.05	47,47,47,47	0
62	MG	14	3238	1/1	0.97	0.13	44,44,44,44	0
62	MG	1H	3552	1/1	0.97	0.11	85,85,85,85	0
62	MG	1H	3554	1/1	0.97	0.05	77,77,77,77	0
61	K	1H	3012	1/1	0.97	0.06	51,51,51,51	0
61	K	14	3046	1/1	0.97	0.11	54,54,54,54	0
62	MG	1H	3563	1/1	0.97	0.07	75,75,75,75	0
62	MG	1H	3249	1/1	0.97	0.12	31,31,31,31	0
62	MG	13	1670	1/1	0.97	0.08	42,42,42,42	0
62	MG	1H	3567	1/1	0.97	0.08	24,24,24,24	0
61	K	1H	3129	1/1	0.97	0.09	60,60,60,60	0

Continued on next page...

Continued from previous page...

Mol	Type	Chain	Res	Atoms	RSCC	RSR	B-factors(\AA^2)	Q<0.9
62	MG	13	1716	1/1	0.97	0.07	37,37,37,37	0
61	K	1H	3054	1/1	0.97	0.05	27,27,27,27	0
61	K	14	3049	1/1	0.97	0.03	49,49,49,49	0
61	K	1H	3033	1/1	0.97	0.06	36,36,36,36	0
62	MG	14	3252	1/1	0.97	0.20	42,42,42,42	0
62	MG	1H	3335	1/1	0.97	0.22	40,40,40,40	0
61	K	14	3090	1/1	0.97	0.04	64,64,64,64	0
62	MG	1H	3337	1/1	0.97	0.03	23,23,23,23	0
61	K	1H	3076	1/1	0.97	0.05	50,50,50,50	0
62	MG	14	3258	1/1	0.97	0.09	34,34,34,34	0
62	MG	14	3126	1/1	0.97	0.11	27,27,27,27	0
62	MG	1H	3184	1/1	0.97	0.18	40,40,40,40	0
62	MG	16	211	1/1	0.97	0.04	57,57,57,57	0
62	MG	16	215	1/1	0.97	0.05	52,52,52,52	0
62	MG	1H	3185	1/1	0.97	0.05	40,40,40,40	0
62	MG	1H	3341	1/1	0.97	0.09	24,24,24,24	0
62	MG	14	3134	1/1	0.97	0.16	34,34,34,34	0
62	MG	14	3266	1/1	0.97	0.04	38,38,38,38	0
61	K	1G	1606	1/1	0.97	0.18	61,61,61,61	0
61	K	1H	3039	1/1	0.97	0.05	54,54,54,54	0
61	K	14	3019	1/1	0.97	0.08	40,40,40,40	0
62	MG	1H	3265	1/1	0.97	0.10	48,48,48,48	0
61	K	1H	3061	1/1	0.97	0.03	43,43,43,43	0
61	K	1G	1609	1/1	0.97	0.04	91,91,91,91	0
62	MG	1H	3268	1/1	0.97	0.06	34,34,34,34	0
62	MG	14	3144	1/1	0.97	0.07	36,36,36,36	0
62	MG	N8	101	1/1	0.97	0.12	41,41,41,41	0
62	MG	1H	3191	1/1	0.97	0.12	24,24,24,24	0
61	K	14	3057	1/1	0.97	0.06	54,54,54,54	0
61	K	1G	1610	1/1	0.97	0.04	68,68,68,68	0
61	K	14	3059	1/1	0.97	0.08	48,48,48,48	0
62	MG	14	3282	1/1	0.97	0.06	48,48,48,48	0
62	MG	13	1748	1/1	0.97	0.06	38,38,38,38	0
62	MG	14	3290	1/1	0.97	0.06	36,36,36,36	0
62	MG	14	3291	1/1	0.97	0.06	58,58,58,58	0
62	MG	14	3151	1/1	0.97	0.10	26,26,26,26	0
62	MG	14	3293	1/1	0.97	0.07	60,60,60,60	0
62	MG	14	3294	1/1	0.97	0.05	51,51,51,51	0
62	MG	1H	3354	1/1	0.97	0.06	29,29,29,29	0
61	K	14	3060	1/1	0.97	0.08	45,45,45,45	0
61	K	1H	3136	1/1	0.97	0.08	54,54,54,54	0
62	MG	1H	3200	1/1	0.97	0.12	36,36,36,36	0

Continued on next page...

Continued from previous page...

Mol	Type	Chain	Res	Atoms	RSCC	RSR	B-factors(\AA^2)	Q<0.9
62	MG	13	1751	1/1	0.97	0.09	75,75,75,75	0
62	MG	13	1753	1/1	0.97	0.04	69,69,69,69	0
62	MG	13	1755	1/1	0.97	0.05	83,83,83,83	0
61	K	14	3026	1/1	0.97	0.03	35,35,35,35	0
61	K	14	3063	1/1	0.97	0.04	57,57,57,57	0
62	MG	13	1767	1/1	0.97	0.08	70,70,70,70	0
62	MG	13	1769	1/1	0.97	0.08	54,54,54,54	0
62	MG	1H	3208	1/1	0.97	0.07	37,37,37,37	0
62	MG	1H	3366	1/1	0.97	0.10	40,40,40,40	0
62	MG	1H	3209	1/1	0.97	0.20	52,52,52,52	0
61	K	1H	3116	1/1	0.97	0.05	61,61,61,61	0
61	K	14	3028	1/1	0.97	0.06	45,45,45,45	0
62	MG	14	3343	1/1	0.97	0.07	50,50,50,50	0
62	MG	14	3347	1/1	0.97	0.05	27,27,27,27	0
62	MG	14	3348	1/1	0.97	0.05	30,30,30,30	0
61	K	13	1628	1/1	0.97	0.03	51,51,51,51	0
62	MG	1H	3289	1/1	0.97	0.20	35,35,35,35	0
61	K	1H	3119	1/1	0.97	0.17	46,46,46,46	0
62	MG	14	3364	1/1	0.97	0.05	36,36,36,36	0
62	MG	14	3370	1/1	0.97	0.07	44,44,44,44	0
62	MG	14	3371	1/1	0.97	0.05	32,32,32,32	0
61	K	14	3031	1/1	0.97	0.03	29,29,29,29	0
62	MG	1H	3215	1/1	0.97	0.14	40,40,40,40	0
62	MG	1H	3216	1/1	0.97	0.15	34,34,34,34	0
62	MG	14	3375	1/1	0.97	0.06	84,84,84,84	0
62	MG	1H	3377	1/1	0.97	0.12	26,26,26,26	0
62	MG	1H	3217	1/1	0.97	0.22	31,31,31,31	0
62	MG	14	3383	1/1	0.97	0.09	51,51,51,51	0
62	MG	1H	3218	1/1	0.97	0.13	28,28,28,28	0
61	K	1H	3001	1/1	0.97	0.05	48,48,48,48	0
62	MG	14	3389	1/1	0.97	0.05	45,45,45,45	0
62	MG	14	3392	1/1	0.97	0.08	75,75,75,75	0
62	MG	1H	3382	1/1	0.97	0.07	13,13,13,13	0
62	MG	1H	3383	1/1	0.97	0.05	18,18,18,18	0
62	MG	1H	3390	1/1	0.97	0.05	26,26,26,26	0
61	K	1H	3085	1/1	0.97	0.10	39,39,39,39	0
62	MG	1J	203	1/1	0.97	0.16	48,48,48,48	0
61	K	13	1617	1/1	0.97	0.08	50,50,50,50	0
62	MG	1H	3419	1/1	0.97	0.08	27,27,27,27	0
61	K	14	3002	1/1	0.97	0.06	69,69,69,69	0
62	MG	1H	3423	1/1	0.97	0.06	35,35,35,35	0
62	MG	1H	3443	1/1	0.98	0.07	42,42,42,42	0

Continued on next page...

Continued from previous page...

Mol	Type	Chain	Res	Atoms	RSCC	RSR	B-factors(\AA^2)	Q<0.9
62	MG	1H	3444	1/1	0.98	0.04	23,23,23,23	0
61	K	1H	3057	1/1	0.98	0.03	23,23,23,23	0
62	MG	1H	3451	1/1	0.98	0.04	82,82,82,82	0
62	MG	1H	3452	1/1	0.98	0.04	68,68,68,68	0
62	MG	14	3111	1/1	0.98	0.07	32,32,32,32	0
61	K	13	1619	1/1	0.98	0.18	58,58,58,58	0
62	MG	1H	3454	1/1	0.98	0.06	23,23,23,23	0
62	MG	1H	3352	1/1	0.98	0.07	43,43,43,43	0
62	MG	13	1727	1/1	0.98	0.08	60,60,60,60	0
62	MG	1H	3461	1/1	0.98	0.05	20,20,20,20	0
62	MG	1H	3464	1/1	0.98	0.07	23,23,23,23	0
62	MG	1H	3466	1/1	0.98	0.05	22,22,22,22	0
62	MG	13	1728	1/1	0.98	0.05	60,60,60,60	0
61	K	13	1633	1/1	0.98	0.05	55,55,55,55	0
61	K	1H	3052	1/1	0.98	0.04	52,52,52,52	0
62	MG	13	1744	1/1	0.98	0.05	19,19,19,19	0
62	MG	14	3123	1/1	0.98	0.04	36,36,36,36	0
62	MG	1H	3478	1/1	0.98	0.12	44,44,44,44	0
62	MG	1H	3158	1/1	0.98	0.07	57,57,57,57	0
62	MG	1H	3481	1/1	0.98	0.05	21,21,21,21	0
62	MG	14	3127	1/1	0.98	0.10	30,30,30,30	0
62	MG	1H	3483	1/1	0.98	0.08	36,36,36,36	0
61	K	1H	3106	1/1	0.98	0.06	59,59,59,59	0
62	MG	14	3130	1/1	0.98	0.03	38,38,38,38	0
62	MG	1H	3485	1/1	0.98	0.07	29,29,29,29	0
61	K	1H	3053	1/1	0.98	0.04	25,25,25,25	0
61	K	1H	3043	1/1	0.98	0.03	58,58,58,58	0
62	MG	1H	3490	1/1	0.98	0.04	32,32,32,32	0
62	MG	1H	3493	1/1	0.98	0.08	27,27,27,27	0
62	MG	1H	3494	1/1	0.98	0.05	43,43,43,43	0
62	MG	1H	3495	1/1	0.98	0.07	48,48,48,48	0
62	MG	14	3138	1/1	0.98	0.08	31,31,31,31	0
61	K	1H	3093	1/1	0.98	0.07	42,42,42,42	0
62	MG	1H	3497	1/1	0.98	0.10	55,55,55,55	0
62	MG	14	3141	1/1	0.98	0.14	26,26,26,26	0
62	MG	1H	3498	1/1	0.98	0.08	24,24,24,24	0
61	K	1H	3056	1/1	0.98	0.04	37,37,37,37	0
62	MG	1H	3241	1/1	0.98	0.16	30,30,30,30	0
62	MG	1H	3502	1/1	0.98	0.04	25,25,25,25	0
62	MG	13	1752	1/1	0.98	0.06	47,47,47,47	0
61	K	16	203	1/1	0.98	0.03	44,44,44,44	0
61	K	1H	3078	1/1	0.98	0.02	45,45,45,45	0

Continued on next page...

Continued from previous page...

Mol	Type	Chain	Res	Atoms	RSCC	RSR	B-factors(\AA^2)	Q<0.9
62	MG	13	1756	1/1	0.98	0.09	63,63,63,63	0
61	K	1H	3079	1/1	0.98	0.05	37,37,37,37	0
62	MG	1H	3510	1/1	0.98	0.04	19,19,19,19	0
62	MG	13	1758	1/1	0.98	0.03	76,76,76,76	0
62	MG	13	1763	1/1	0.98	0.05	64,64,64,64	0
61	K	14	3016	1/1	0.98	0.03	44,44,44,44	0
62	MG	13	1766	1/1	0.98	0.07	64,64,64,64	0
62	MG	1H	3374	1/1	0.98	0.04	28,28,28,28	0
62	MG	1H	3173	1/1	0.98	0.13	28,28,28,28	0
62	MG	1H	3520	1/1	0.98	0.06	37,37,37,37	0
62	MG	1H	3293	1/1	0.98	0.23	40,40,40,40	0
62	MG	1H	3523	1/1	0.98	0.04	32,32,32,32	0
62	MG	1H	3524	1/1	0.98	0.04	16,16,16,16	0
62	MG	13	1667	1/1	0.98	0.10	29,29,29,29	0
62	MG	1H	3378	1/1	0.98	0.04	28,28,28,28	0
62	MG	13	1668	1/1	0.98	0.07	31,31,31,31	0
61	K	1H	3130	1/1	0.98	0.07	61,61,61,61	0
62	MG	1H	3532	1/1	0.98	0.06	56,56,56,56	0
62	MG	14	3281	1/1	0.98	0.05	25,25,25,25	0
62	MG	1H	3535	1/1	0.98	0.06	64,64,64,64	0
62	MG	14	3288	1/1	0.98	0.04	39,39,39,39	0
62	MG	1H	3536	1/1	0.98	0.04	23,23,23,23	0
62	MG	3E	301	1/1	0.98	0.03	82,82,82,82	0
62	MG	1H	3541	1/1	0.98	0.04	66,66,66,66	0
62	MG	1H	3542	1/1	0.98	0.13	33,33,33,33	0
62	MG	1H	3177	1/1	0.98	0.19	29,29,29,29	0
62	MG	1H	3547	1/1	0.98	0.06	52,52,52,52	0
61	K	1G	1619	1/1	0.98	0.06	74,74,74,74	0
62	MG	1H	3387	1/1	0.98	0.05	16,16,16,16	0
62	MG	14	3303	1/1	0.98	0.03	58,58,58,58	0
62	MG	1H	3550	1/1	0.98	0.07	64,64,64,64	0
62	MG	1H	3219	1/1	0.98	0.22	31,31,31,31	0
61	K	1H	3113	1/1	0.98	0.03	30,30,30,30	0
62	MG	14	3310	1/1	0.98	0.04	25,25,25,25	0
62	MG	14	3312	1/1	0.98	0.10	38,38,38,38	0
62	MG	1H	3553	1/1	0.98	0.06	60,60,60,60	0
62	MG	1G	1693	1/1	0.98	0.09	40,40,40,40	0
62	MG	14	3315	1/1	0.98	0.04	39,39,39,39	0
62	MG	1H	3393	1/1	0.98	0.04	17,17,17,17	0
62	MG	14	3318	1/1	0.98	0.06	35,35,35,35	0
61	K	1H	3065	1/1	0.98	0.14	30,30,30,30	0
62	MG	14	3321	1/1	0.98	0.06	26,26,26,26	0

Continued on next page...

Continued from previous page...

Mol	Type	Chain	Res	Atoms	RSCC	RSR	B-factors(\AA^2)	Q<0.9
62	MG	14	3322	1/1	0.98	0.04	41,41,41,41	0
62	MG	1H	3405	1/1	0.98	0.08	16,16,16,16	0
62	MG	1H	3558	1/1	0.98	0.09	56,56,56,56	0
62	MG	14	3327	1/1	0.98	0.05	36,36,36,36	0
62	MG	1H	3409	1/1	0.98	0.11	14,14,14,14	0
62	MG	14	3331	1/1	0.98	0.07	51,51,51,51	0
62	MG	1H	3411	1/1	0.98	0.04	20,20,20,20	0
62	MG	1H	3412	1/1	0.98	0.05	16,16,16,16	0
62	MG	14	3339	1/1	0.98	0.09	29,29,29,29	0
62	MG	1H	3413	1/1	0.98	0.04	49,49,49,49	0
62	MG	1G	1703	1/1	0.98	0.04	81,81,81,81	0
62	MG	14	3342	1/1	0.98	0.05	32,32,32,32	0
62	MG	1G	1705	1/1	0.98	0.07	73,73,73,73	0
62	MG	14	3345	1/1	0.98	0.06	48,48,48,48	0
62	MG	1H	3415	1/1	0.98	0.07	16,16,16,16	0
62	MG	1H	3570	1/1	0.98	0.05	50,50,50,50	0
62	MG	14	3349	1/1	0.98	0.07	48,48,48,48	0
62	MG	14	3350	1/1	0.98	0.06	39,39,39,39	0
62	MG	1H	3573	1/1	0.98	0.03	40,40,40,40	0
62	MG	1H	3417	1/1	0.98	0.05	61,61,61,61	0
62	MG	14	3354	1/1	0.98	0.06	30,30,30,30	0
62	MG	14	3356	1/1	0.98	0.05	36,36,36,36	0
62	MG	14	3357	1/1	0.98	0.04	48,48,48,48	0
62	MG	14	3358	1/1	0.98	0.12	51,51,51,51	0
62	MG	14	3359	1/1	0.98	0.05	33,33,33,33	0
61	K	14	3021	1/1	0.98	0.04	41,41,41,41	0
62	MG	14	3361	1/1	0.98	0.05	48,48,48,48	0
62	MG	14	3362	1/1	0.98	0.04	68,68,68,68	0
62	MG	1H	3420	1/1	0.98	0.06	20,20,20,20	0
62	MG	14	3365	1/1	0.98	0.06	28,28,28,28	0
62	MG	14	3369	1/1	0.98	0.05	76,76,76,76	0
62	MG	1G	1716	1/1	0.98	0.04	70,70,70,70	0
61	K	1H	3067	1/1	0.98	0.03	53,53,53,53	0
62	MG	1G	1720	1/1	0.98	0.11	73,73,73,73	0
62	MG	1H	3148	1/1	0.98	0.14	35,35,35,35	0
62	MG	1G	1723	1/1	0.98	0.07	59,59,59,59	0
61	K	1H	3069	1/1	0.98	0.03	16,16,16,16	0
62	MG	14	3376	1/1	0.98	0.05	54,54,54,54	0
62	MG	14	3379	1/1	0.98	0.04	43,43,43,43	0
62	MG	1G	1725	1/1	0.98	0.04	69,69,69,69	0
61	K	1H	3117	1/1	0.98	0.12	57,57,57,57	0
62	MG	14	3382	1/1	0.98	0.05	52,52,52,52	0

Continued on next page...

Continued from previous page...

Mol	Type	Chain	Res	Atoms	RSCC	RSR	B-factors(\AA^2)	Q<0.9
62	MG	1G	1727	1/1	0.98	0.05	59,59,59,59	0
62	MG	14	3384	1/1	0.98	0.08	47,47,47,47	0
62	MG	14	3385	1/1	0.98	0.05	58,58,58,58	0
62	MG	1G	1728	1/1	0.98	0.07	50,50,50,50	0
62	MG	1G	1729	1/1	0.98	0.06	67,67,67,67	0
62	MG	14	3388	1/1	0.98	0.07	91,91,91,91	0
62	MG	1G	1730	1/1	0.98	0.05	78,78,78,78	0
62	MG	14	3390	1/1	0.98	0.04	79,79,79,79	0
61	K	1H	3084	1/1	0.98	0.16	47,47,47,47	0
62	MG	14	3393	1/1	0.98	0.08	63,63,63,63	0
62	MG	1H	3309	1/1	0.98	0.04	52,52,52,52	0
62	MG	14	3395	1/1	0.98	0.05	25,25,25,25	0
62	MG	14	3396	1/1	0.98	0.05	66,66,66,66	0
62	MG	1G	1734	1/1	0.98	0.07	94,94,94,94	0
62	MG	1H	3430	1/1	0.98	0.04	54,54,54,54	0
62	MG	16	214	1/1	0.98	0.05	57,57,57,57	0
62	MG	32	302	1/1	0.98	0.05	79,79,79,79	0
62	MG	1H	3431	1/1	0.98	0.04	46,46,46,46	0
62	MG	1H	3436	1/1	0.98	0.05	57,57,57,57	0
62	MG	1H	3310	1/1	0.98	0.04	18,18,18,18	0
62	MG	1H	3438	1/1	0.98	0.07	74,74,74,74	0
62	MG	16	213	1/1	0.99	0.04	41,41,41,41	0
62	MG	1H	3468	1/1	0.99	0.04	24,24,24,24	0
62	MG	1H	3469	1/1	0.99	0.04	13,13,13,13	0
62	MG	1H	3470	1/1	0.99	0.05	24,24,24,24	0
62	MG	1H	3471	1/1	0.99	0.05	56,56,56,56	0
62	MG	1H	3472	1/1	0.99	0.03	17,17,17,17	0
62	MG	2K	105	1/1	0.99	0.06	45,45,45,45	0
62	MG	1H	3145	1/1	0.99	0.12	17,17,17,17	0
62	MG	13	1739	1/1	0.99	0.05	30,30,30,30	0
62	MG	F8	101	1/1	0.99	0.14	32,32,32,32	0
62	MG	1H	3476	1/1	0.99	0.05	15,15,15,15	0
62	MG	1H	3342	1/1	0.99	0.18	27,27,27,27	0
61	K	1H	3087	1/1	0.99	0.02	31,31,31,31	0
62	MG	1H	3384	1/1	0.99	0.04	11,11,11,11	0
62	MG	1H	3480	1/1	0.99	0.05	18,18,18,18	0
62	MG	14	3253	1/1	0.99	0.03	47,47,47,47	0
62	MG	1H	3386	1/1	0.99	0.03	31,31,31,31	0
62	MG	1H	3482	1/1	0.99	0.03	45,45,45,45	0
62	MG	13	1742	1/1	0.99	0.03	60,60,60,60	0
62	MG	1H	3389	1/1	0.99	0.03	13,13,13,13	0
62	MG	13	1743	1/1	0.99	0.04	54,54,54,54	0

Continued on next page...

Continued from previous page...

Mol	Type	Chain	Res	Atoms	RSCC	RSR	B-factors(\AA^2)	Q<0.9
62	MG	1H	3486	1/1	0.99	0.04	36,36,36,36	0
62	MG	1H	3487	1/1	0.99	0.07	41,41,41,41	0
61	K	11	301	1/1	0.99	0.06	31,31,31,31	0
62	MG	1H	3392	1/1	0.99	0.04	51,51,51,51	0
62	MG	13	1745	1/1	0.99	0.04	39,39,39,39	0
62	MG	1H	3491	1/1	0.99	0.12	42,42,42,42	0
62	MG	1H	3492	1/1	0.99	0.03	63,63,63,63	0
62	MG	1H	3394	1/1	0.99	0.03	11,11,11,11	0
62	MG	1H	3395	1/1	0.99	0.04	23,23,23,23	0
62	MG	1H	3397	1/1	0.99	0.04	17,17,17,17	0
62	MG	1H	3398	1/1	0.99	0.07	52,52,52,52	0
62	MG	13	1746	1/1	0.99	0.04	37,37,37,37	0
62	MG	1H	3400	1/1	0.99	0.07	20,20,20,20	0
62	MG	1H	3499	1/1	0.99	0.03	32,32,32,32	0
62	MG	1H	3403	1/1	0.99	0.03	27,27,27,27	0
62	MG	1H	3404	1/1	0.99	0.02	43,43,43,43	0
61	K	14	3075	1/1	0.99	0.03	36,36,36,36	0
62	MG	1H	3407	1/1	0.99	0.02	16,16,16,16	0
61	K	13	1629	1/1	0.99	0.03	50,50,50,50	0
62	MG	1H	3505	1/1	0.99	0.04	16,16,16,16	0
62	MG	14	3279	1/1	0.99	0.06	22,22,22,22	0
61	K	31	301	1/1	0.99	0.06	48,48,48,48	0
61	K	1H	3075	1/1	0.99	0.03	28,28,28,28	0
61	K	1H	3055	1/1	0.99	0.06	31,31,31,31	0
62	MG	14	3283	1/1	0.99	0.03	21,21,21,21	0
62	MG	14	3284	1/1	0.99	0.05	34,34,34,34	0
62	MG	14	3285	1/1	0.99	0.06	30,30,30,30	0
62	MG	14	3286	1/1	0.99	0.05	25,25,25,25	0
62	MG	1H	3509	1/1	0.99	0.03	27,27,27,27	0
62	MG	1H	3414	1/1	0.99	0.05	39,39,39,39	0
62	MG	1H	3511	1/1	0.99	0.02	26,26,26,26	0
61	K	14	3023	1/1	0.99	0.07	60,60,60,60	0
62	MG	1H	3513	1/1	0.99	0.11	30,30,30,30	0
62	MG	1H	3416	1/1	0.99	0.05	69,69,69,69	0
62	MG	1H	3194	1/1	0.99	0.04	14,14,14,14	0
61	K	1H	3083	1/1	0.99	0.03	54,54,54,54	0
62	MG	14	3296	1/1	0.99	0.03	35,35,35,35	0
62	MG	14	3298	1/1	0.99	0.04	32,32,32,32	0
62	MG	14	3299	1/1	0.99	0.03	48,48,48,48	0
62	MG	13	1754	1/1	0.99	0.05	35,35,35,35	0
62	MG	14	3302	1/1	0.99	0.06	29,29,29,29	0
62	MG	1H	3518	1/1	0.99	0.04	37,37,37,37	0

Continued on next page...

Continued from previous page...

Mol	Type	Chain	Res	Atoms	RSCC	RSR	B-factors(\AA^2)	Q<0.9
62	MG	14	3304	1/1	0.99	0.03	63,63,63,63	0
62	MG	1G	1671	1/1	0.99	0.29	46,46,46,46	0
62	MG	1H	3421	1/1	0.99	0.06	36,36,36,36	0
62	MG	14	3307	1/1	0.99	0.09	36,36,36,36	0
62	MG	14	3308	1/1	0.99	0.03	77,77,77,77	0
61	K	1H	3092	1/1	0.99	0.06	37,37,37,37	0
62	MG	1H	3521	1/1	0.99	0.06	14,14,14,14	0
62	MG	14	3311	1/1	0.99	0.03	31,31,31,31	0
62	MG	1H	3198	1/1	0.99	0.04	20,20,20,20	0
61	K	1H	3102	1/1	0.99	0.03	51,51,51,51	0
62	MG	1H	3425	1/1	0.99	0.04	16,16,16,16	0
62	MG	1H	3525	1/1	0.99	0.05	15,15,15,15	0
61	K	1H	3066	1/1	0.99	0.05	27,27,27,27	0
62	MG	1H	3527	1/1	0.99	0.07	26,26,26,26	0
62	MG	1H	3427	1/1	0.99	0.07	36,36,36,36	0
61	K	1H	3060	1/1	0.99	0.04	34,34,34,34	0
62	MG	13	1759	1/1	0.99	0.06	52,52,52,52	0
62	MG	14	3323	1/1	0.99	0.04	56,56,56,56	0
62	MG	14	3324	1/1	0.99	0.03	43,43,43,43	0
62	MG	1H	3531	1/1	0.99	0.07	21,21,21,21	0
62	MG	13	1761	1/1	0.99	0.05	86,86,86,86	0
62	MG	1H	3533	1/1	0.99	0.04	49,49,49,49	0
62	MG	1H	3534	1/1	0.99	0.03	27,27,27,27	0
62	MG	14	3330	1/1	0.99	0.05	39,39,39,39	0
62	MG	13	1762	1/1	0.99	0.03	52,52,52,52	0
62	MG	1H	3432	1/1	0.99	0.03	55,55,55,55	0
62	MG	14	3333	1/1	0.99	0.05	62,62,62,62	0
62	MG	14	3334	1/1	0.99	0.04	33,33,33,33	0
62	MG	14	3335	1/1	0.99	0.03	70,70,70,70	0
62	MG	1H	3537	1/1	0.99	0.04	54,54,54,54	0
62	MG	14	3337	1/1	0.99	0.03	83,83,83,83	0
62	MG	1H	3538	1/1	0.99	0.04	27,27,27,27	0
62	MG	1H	3433	1/1	0.99	0.06	51,51,51,51	0
62	MG	1H	3540	1/1	0.99	0.07	50,50,50,50	0
62	MG	1H	3434	1/1	0.99	0.06	46,46,46,46	0
62	MG	1H	3435	1/1	0.99	0.05	46,46,46,46	0
62	MG	1H	3543	1/1	0.99	0.06	48,48,48,48	0
62	MG	14	3346	1/1	0.99	0.07	52,52,52,52	0
61	K	16	201	1/1	0.99	0.02	55,55,55,55	0
62	MG	1H	3546	1/1	0.99	0.05	61,61,61,61	0
62	MG	13	1729	1/1	0.99	0.03	61,61,61,61	0
62	MG	13	1765	1/1	0.99	0.04	73,73,73,73	0

Continued on next page...

Continued from previous page...

Mol	Type	Chain	Res	Atoms	RSCC	RSR	B-factors(\AA^2)	Q<0.9
62	MG	1H	3440	1/1	0.99	0.04	62,62,62,62	0
62	MG	1G	1701	1/1	0.99	0.03	45,45,45,45	0
62	MG	14	3353	1/1	0.99	0.11	62,62,62,62	0
62	MG	1H	3441	1/1	0.99	0.06	61,61,61,61	0
62	MG	14	3355	1/1	0.99	0.07	39,39,39,39	0
62	MG	1H	3442	1/1	0.99	0.04	56,56,56,56	0
62	MG	13	1730	1/1	0.99	0.06	76,76,76,76	0
62	MG	13	1732	1/1	0.99	0.04	51,51,51,51	0
62	MG	1H	3445	1/1	0.99	0.03	50,50,50,50	0
62	MG	1H	3446	1/1	0.99	0.04	48,48,48,48	0
62	MG	1G	1710	1/1	0.99	0.03	59,59,59,59	0
62	MG	1H	3447	1/1	0.99	0.04	19,19,19,19	0
62	MG	14	3363	1/1	0.99	0.03	26,26,26,26	0
62	MG	1G	1712	1/1	0.99	0.03	81,81,81,81	0
62	MG	1H	3557	1/1	0.99	0.02	22,22,22,22	0
62	MG	14	3366	1/1	0.99	0.03	55,55,55,55	0
62	MG	14	3367	1/1	0.99	0.04	70,70,70,70	0
62	MG	1H	3448	1/1	0.99	0.07	57,57,57,57	0
62	MG	1G	1715	1/1	0.99	0.04	39,39,39,39	0
62	MG	1H	3559	1/1	0.99	0.07	15,15,15,15	0
62	MG	1G	1717	1/1	0.99	0.04	67,67,67,67	0
62	MG	1H	3560	1/1	0.99	0.08	13,13,13,13	0
62	MG	1G	1719	1/1	0.99	0.15	66,66,66,66	0
62	MG	1H	3561	1/1	0.99	0.03	38,38,38,38	0
62	MG	1H	3562	1/1	0.99	0.04	31,31,31,31	0
62	MG	14	3377	1/1	0.99	0.04	59,59,59,59	0
62	MG	14	3378	1/1	0.99	0.04	57,57,57,57	0
62	MG	1G	1722	1/1	0.99	0.07	46,46,46,46	0
62	MG	1H	3449	1/1	0.99	0.06	15,15,15,15	0
62	MG	13	1768	1/1	0.99	0.03	78,78,78,78	0
62	MG	1H	3565	1/1	0.99	0.05	25,25,25,25	0
62	MG	13	1733	1/1	0.99	0.03	62,62,62,62	0
62	MG	1H	3251	1/1	0.99	0.15	39,39,39,39	0
62	MG	1H	3568	1/1	0.99	0.09	34,34,34,34	0
62	MG	13	1734	1/1	0.99	0.07	41,41,41,41	0
62	MG	1H	3253	1/1	0.99	0.23	41,41,41,41	0
62	MG	1H	3571	1/1	0.99	0.05	26,26,26,26	0
62	MG	1G	1732	1/1	0.99	0.03	83,83,83,83	0
62	MG	1H	3572	1/1	0.99	0.04	25,25,25,25	0
62	MG	14	3391	1/1	0.99	0.03	81,81,81,81	0
62	MG	13	1735	1/1	0.99	0.03	35,35,35,35	0
62	MG	1H	3575	1/1	0.99	0.03	17,17,17,17	0

Continued on next page...

Continued from previous page...

Mol	Type	Chain	Res	Atoms	RSCC	RSR	B-factors(\AA^2)	Q<0.9
62	MG	1H	3456	1/1	0.99	0.12	14,14,14,14	0
62	MG	13	1736	1/1	0.99	0.04	44,44,44,44	0
62	MG	1H	3459	1/1	0.99	0.04	15,15,15,15	0
62	MG	13	1737	1/1	0.99	0.07	65,65,65,65	0
62	MG	14	3398	1/1	0.99	0.10	47,47,47,47	0
62	MG	1H	3462	1/1	0.99	0.05	27,27,27,27	0
62	MG	14	3400	1/1	0.99	0.03	63,63,63,63	0
62	MG	1H	3463	1/1	0.99	0.03	17,17,17,17	0
61	K	1H	3068	1/1	0.99	0.04	29,29,29,29	0
62	MG	1H	3465	1/1	0.99	0.04	21,21,21,21	0
62	MG	1J	205	1/1	0.99	0.05	68,68,68,68	0
62	MG	1H	3178	1/1	0.99	0.10	17,17,17,17	0
62	MG	29	303	1/1	0.99	0.05	28,28,28,28	0
62	MG	1H	3467	1/1	0.99	0.03	44,44,44,44	0
62	MG	16	212	1/1	0.99	0.04	36,36,36,36	0
62	MG	M5	102	1/1	0.99	0.08	58,58,58,58	0
63	SF4	3E	302	8/8	0.99	0.07	56,57,68,71	0
63	SF4	32	303	8/8	0.99	0.03	57,68,76,85	0
64	ZN	5I	101	1/1	0.99	0.02	70,70,70,70	0
62	MG	1H	3406	1/1	1.00	0.02	14,14,14,14	0
62	MG	1H	3418	1/1	1.00	0.03	29,29,29,29	0
62	MG	14	3300	1/1	1.00	0.03	61,61,61,61	0
62	MG	1G	1704	1/1	1.00	0.03	66,66,66,66	0
62	MG	14	3328	1/1	1.00	0.02	25,25,25,25	0
62	MG	13	1731	1/1	1.00	0.06	38,38,38,38	0
62	MG	1G	1706	1/1	1.00	0.03	43,43,43,43	0
62	MG	1H	3458	1/1	1.00	0.04	21,21,21,21	0
62	MG	1H	3408	1/1	1.00	0.01	29,29,29,29	0
62	MG	1H	3460	1/1	1.00	0.03	11,11,11,11	0
62	MG	1H	3388	1/1	1.00	0.02	15,15,15,15	0
62	MG	1H	3410	1/1	1.00	0.02	16,16,16,16	0
62	MG	13	1760	1/1	1.00	0.02	65,65,65,65	0
62	MG	1H	3401	1/1	1.00	0.03	16,16,16,16	0
62	MG	14	3338	1/1	1.00	0.03	34,34,34,34	0
62	MG	14	3368	1/1	1.00	0.06	29,29,29,29	0
62	MG	14	3287	1/1	1.00	0.02	39,39,39,39	0
62	MG	1H	3402	1/1	1.00	0.02	23,23,23,23	0
62	MG	11	302	1/1	1.00	0.04	14,14,14,14	0
62	MG	21	302	1/1	1.00	0.02	14,14,14,14	0
62	MG	1H	3385	1/1	1.00	0.02	20,20,20,20	0
62	MG	14	3344	1/1	1.00	0.03	31,31,31,31	0
62	MG	14	3316	1/1	1.00	0.02	34,34,34,34	0

Continued on next page...

Continued from previous page...

Mol	Type	Chain	Res	Atoms	RSCC	RSR	B-factors(\AA^2)	Q<0.9
62	MG	1H	3574	1/1	1.00	0.08	24,24,24,24	0
62	MG	1H	3439	1/1	1.00	0.04	53,53,53,53	0
62	MG	14	3319	1/1	1.00	0.03	27,27,27,27	0
62	MG	1H	3396	1/1	1.00	0.03	16,16,16,16	0
62	MG	13	1740	1/1	1.00	0.03	33,33,33,33	0
62	MG	1H	3545	1/1	1.00	0.04	45,45,45,45	0
62	MG	14	3297	1/1	1.00	0.02	28,28,28,28	0
64	ZN	5A	102	1/1	1.00	0.02	82,82,82,82	0

6.5 Other polymers [i](#)

There are no such residues in this entry.