



Full wwPDB EM Validation Report ⓘ

Apr 15, 2026 – 04:01 AM UTC

PDB ID : 9RCD / pdb_00009rcd
EMDB ID : EMD-53917
Title : Sheathed flagellar filament in *Vibrio alginolyticus*
Authors : Qin, K.; Eikenkel, R.; Erhardt, M.; Bergeron, J.R.C.
Deposited on : 2025-05-27
Resolution : 3.60 Å (reported)

This is a Full wwPDB EM Validation Report for a publicly released PDB entry.

We welcome your comments at validation@mail.wwpdb.org

A user guide is available at

<https://www.wwpdb.org/validation/2017/EMValidationReportHelp>

with specific help available everywhere you see the ⓘ symbol.

The types of validation reports are described at

<http://www.wwpdb.org/validation/2017/FAQs#types>.

The following versions of software and data (see [references ⓘ](#)) were used in the production of this report:

EMDB validation analysis : 0.0.1.dev132
MolProbity : 4-5-2 with Phenix2.0
Percentile statistics : 20250101.v01 (using entries in the PDB archive January 1st 2025)
EM percentile statistics : 202505.v01 (Using data in the EMDB archive up until May 2025)
MapQ : 1.9.13
Ideal geometry (proteins) : Engh & Huber (2001)
Ideal geometry (DNA, RNA) : Parkinson et al. (1996)
Validation Pipeline (wwPDB-VP) : 2.49

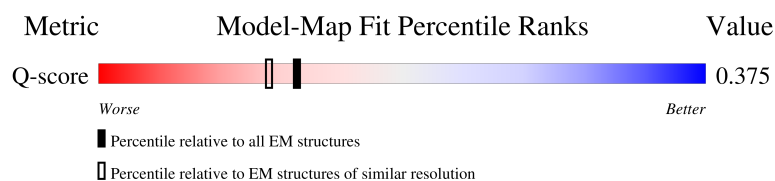
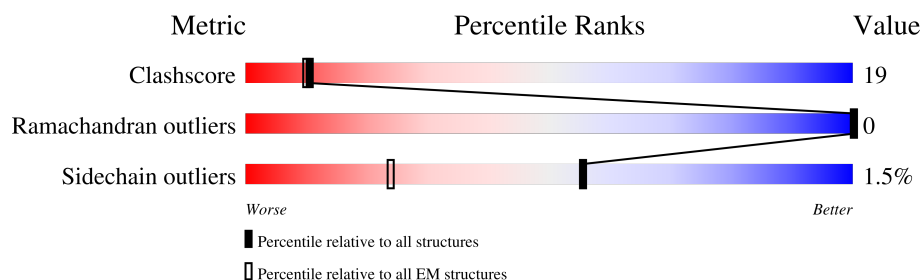
1 Overall quality at a glance

The following experimental techniques were used to determine the structure:

ELECTRON MICROSCOPY

The reported resolution of this entry is 3.60 Å.

Percentile scores (ranging between 0-100) for global validation metrics of the entry are shown in the following graphic. The table shows the number of entries on which the scores are based.




























Metric	Whole archive (#Entries)	EM structures (#Entries)	Similar EM resolution (#Entries, resolution range(Å))
Clashscore	229148	23984	-
Ramachandran outliers	224038	23583	-
Sidechain outliers	223484	23102	-
Q-score	-	25397	12797 (3.10 - 4.10)

The table below summarises the geometric issues observed across the polymeric chains and their fit to the map. The red, orange, yellow and green segments of the bar indicate the fraction of residues that contain outliers for ≥ 3 , 2, 1 and 0 types of geometric quality criteria respectively. A grey segment represents the fraction of residues that are not modelled. The numeric value for each fraction is indicated below the corresponding segment, with a dot representing fractions $\leq 5\%$. The upper red bar (where present) indicates the fraction of residues that have poor fit to the EM map (all-atom inclusion $< 40\%$). The numeric value is given above the bar.

Mol	Chain	Length	Quality of chain
1	1	377	
1	2	377	
1	3	377	
1	A	377	

Continued on next page...

Continued from previous page...

Mol	Chain	Length	Quality of chain
1	B	377	 66% 34%
1	C	377	 68% 31%
1	D	377	 67% 33%
1	E	377	 63% 36%
1	F	377	 66% 31%
1	G	377	 63% 36%
1	H	377	 64% 35%
1	I	377	 63% 36%
1	J	377	 67% 32%
1	K	377	 69% 29%
1	L	377	 63% 36%
1	M	377	 62% 37%
1	N	377	 62% 37%
1	O	377	 63% 37%
1	P	377	 64% 35%
1	Q	377	 67% 32%
1	R	377	 63% 35%
1	S	377	 62% 38%
1	T	377	 63% 37%
1	U	377	 66% 34%
1	V	377	 74% 25%
1	c	377	 62% 37%
1	h	377	 68% 31%
1	i	377	 63% 37%
1	j	377	 68% 31%

Continued on next page...

Continued from previous page...

Mol	Chain	Length	Quality of chain
1	k	377	
1	l	377	
1	m	377	
1	n	377	
1	o	377	
1	p	377	
1	q	377	
1	r	377	
1	s	377	
1	t	377	
1	u	377	
1	v	377	
1	w	377	
1	x	377	
1	z	377	

2 Entry composition [i](#)

There is only 1 type of molecule in this entry. The entry contains 123112 atoms, of which 0 are hydrogens and 0 are deuteriums.

In the tables below, the AltConf column contains the number of residues with at least one atom in alternate conformation and the Trace column contains the number of residues modelled with at most 2 atoms.

- Molecule 1 is a protein called Flagellin.

Mol	Chain	Residues	Atoms					AltConf	Trace
1	1	376	Total	C	N	O	S	0	0
			2798	1692	503	594	9		
1	2	376	Total	C	N	O	S	0	0
			2798	1692	503	594	9		
1	3	376	Total	C	N	O	S	0	0
			2798	1692	503	594	9		
1	A	376	Total	C	N	O	S	0	0
			2798	1692	503	594	9		
1	B	376	Total	C	N	O	S	0	0
			2798	1692	503	594	9		
1	C	376	Total	C	N	O	S	0	0
			2798	1692	503	594	9		
1	D	376	Total	C	N	O	S	0	0
			2798	1692	503	594	9		
1	E	376	Total	C	N	O	S	0	0
			2798	1692	503	594	9		
1	F	376	Total	C	N	O	S	0	0
			2798	1692	503	594	9		
1	G	376	Total	C	N	O	S	0	0
			2798	1692	503	594	9		
1	H	376	Total	C	N	O	S	0	0
			2798	1692	503	594	9		
1	I	376	Total	C	N	O	S	0	0
			2798	1692	503	594	9		
1	J	376	Total	C	N	O	S	0	0
			2798	1692	503	594	9		
1	K	376	Total	C	N	O	S	0	0
			2798	1692	503	594	9		
1	L	376	Total	C	N	O	S	0	0
			2798	1692	503	594	9		
1	M	376	Total	C	N	O	S	0	0
			2798	1692	503	594	9		
1	N	376	Total	C	N	O	S	0	0
			2798	1692	503	594	9		

Continued on next page...

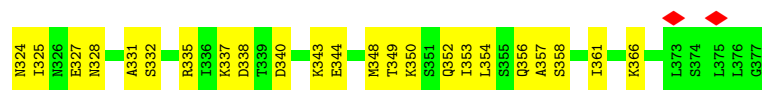
Continued from previous page...

Mol	Chain	Residues	Atoms					AltConf	Trace
1	O	376	Total 2798	C 1692	N 503	O 594	S 9	0	0
1	P	376	Total 2798	C 1692	N 503	O 594	S 9	0	0
1	Q	376	Total 2798	C 1692	N 503	O 594	S 9	0	0
1	R	376	Total 2798	C 1692	N 503	O 594	S 9	0	0
1	S	376	Total 2798	C 1692	N 503	O 594	S 9	0	0
1	T	376	Total 2798	C 1692	N 503	O 594	S 9	0	0
1	U	376	Total 2798	C 1692	N 503	O 594	S 9	0	0
1	V	376	Total 2798	C 1692	N 503	O 594	S 9	0	0
1	c	376	Total 2798	C 1692	N 503	O 594	S 9	0	0
1	h	376	Total 2798	C 1692	N 503	O 594	S 9	0	0
1	i	376	Total 2798	C 1692	N 503	O 594	S 9	0	0
1	j	376	Total 2798	C 1692	N 503	O 594	S 9	0	0
1	k	376	Total 2798	C 1692	N 503	O 594	S 9	0	0
1	l	376	Total 2798	C 1692	N 503	O 594	S 9	0	0
1	m	376	Total 2798	C 1692	N 503	O 594	S 9	0	0
1	n	376	Total 2798	C 1692	N 503	O 594	S 9	0	0
1	o	376	Total 2798	C 1692	N 503	O 594	S 9	0	0
1	p	376	Total 2798	C 1692	N 503	O 594	S 9	0	0
1	q	376	Total 2798	C 1692	N 503	O 594	S 9	0	0
1	r	376	Total 2798	C 1692	N 503	O 594	S 9	0	0
1	s	376	Total 2798	C 1692	N 503	O 594	S 9	0	0

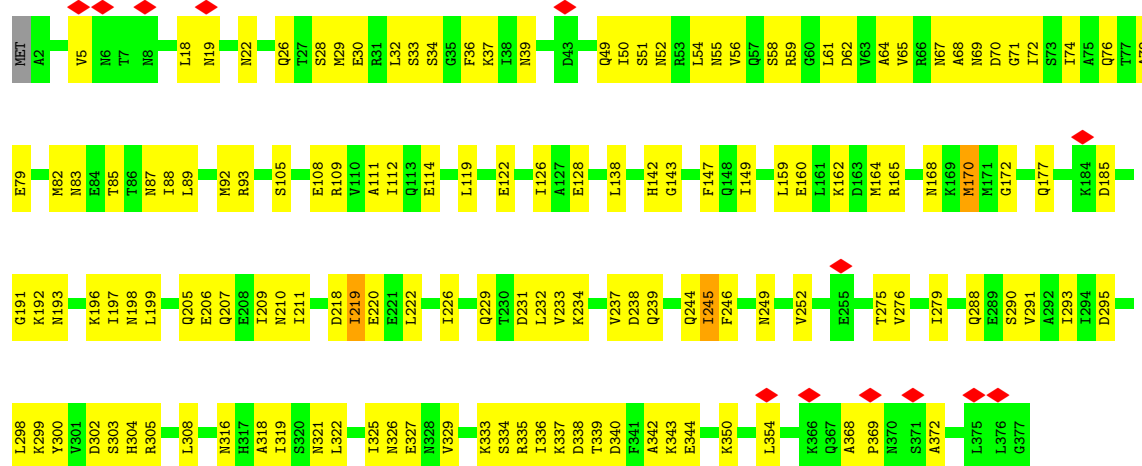
Continued on next page...

Continued from previous page...

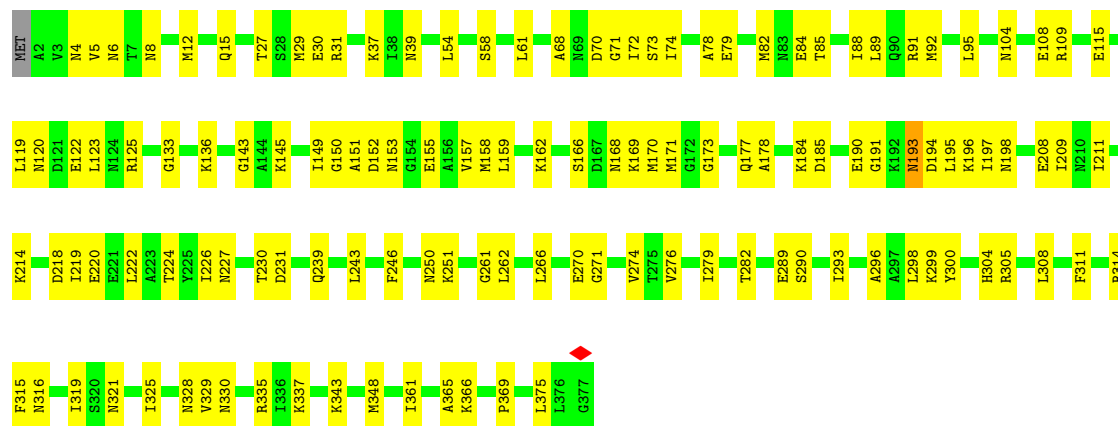
Mol	Chain	Residues	Atoms					AltConf	Trace
1	t	376	Total	C	N	O	S	0	0
			2798	1692	503	594	9		
1	u	376	Total	C	N	O	S	0	0
			2798	1692	503	594	9		
1	v	376	Total	C	N	O	S	0	0
			2798	1692	503	594	9		
1	w	376	Total	C	N	O	S	0	0
			2798	1692	503	594	9		
1	x	376	Total	C	N	O	S	0	0
			2798	1692	503	594	9		
1	z	376	Total	C	N	O	S	0	0
			2798	1692	503	594	9		



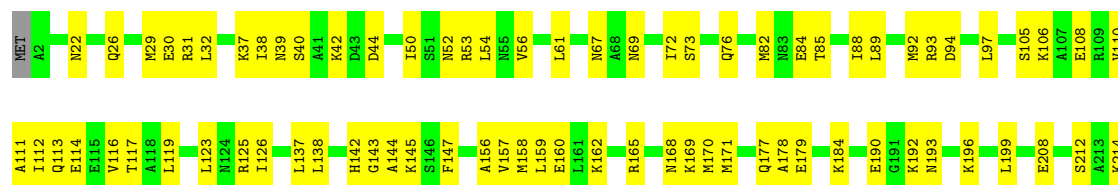
• Molecule 1: Flagellin

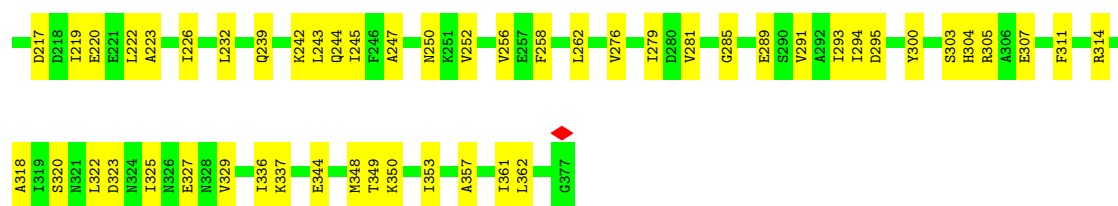


• Molecule 1: Flagellin



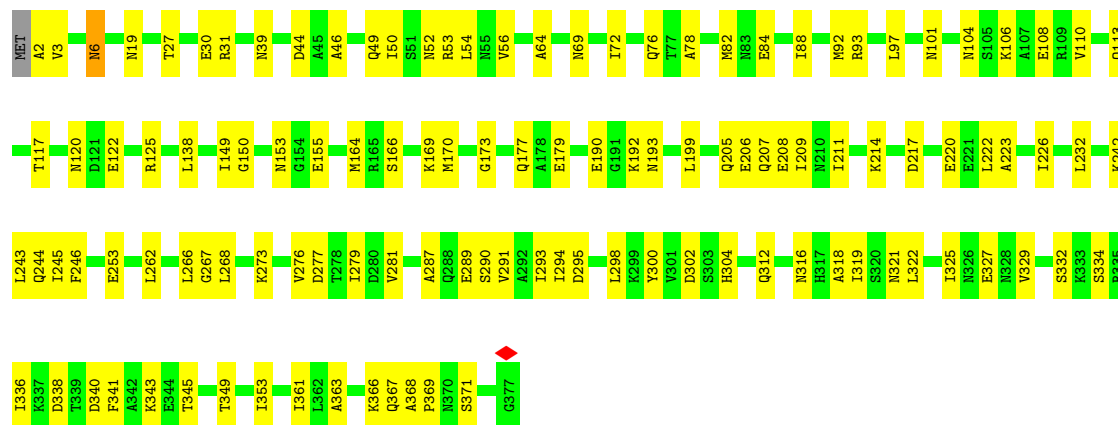
• Molecule 1: Flagellin





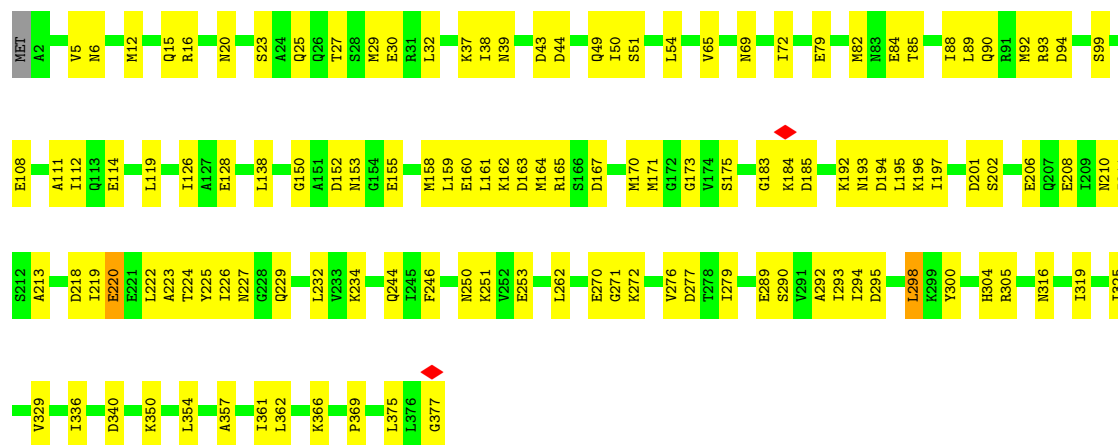
• Molecule 1: Flagellin

Chain C: 68% 31%



• Molecule 1: Flagellin

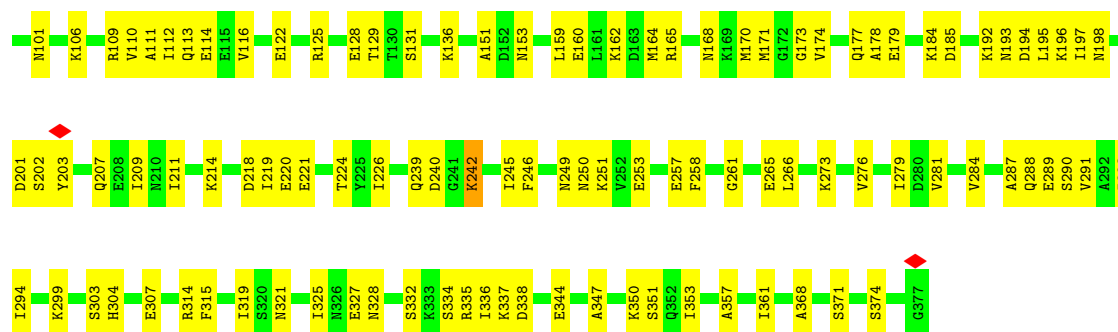
Chain D: 67% 33%



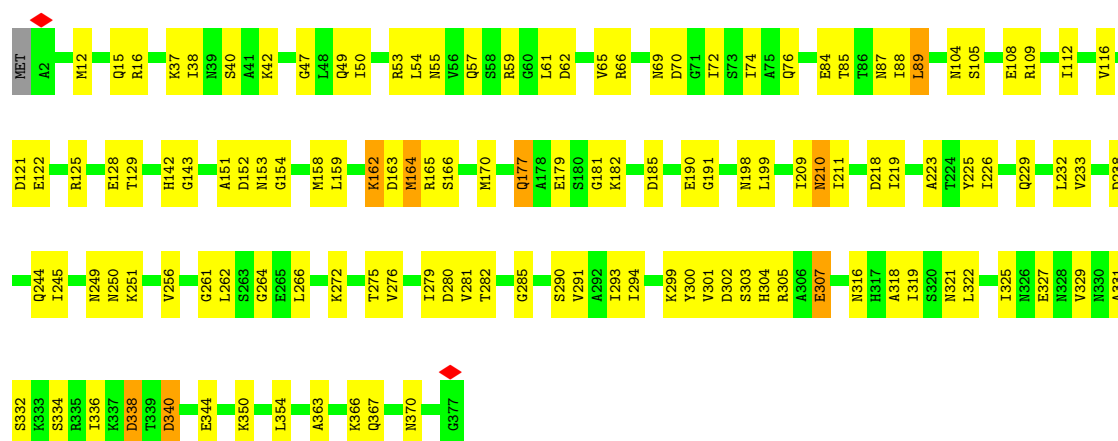
• Molecule 1: Flagellin

Chain E: 63% 36%

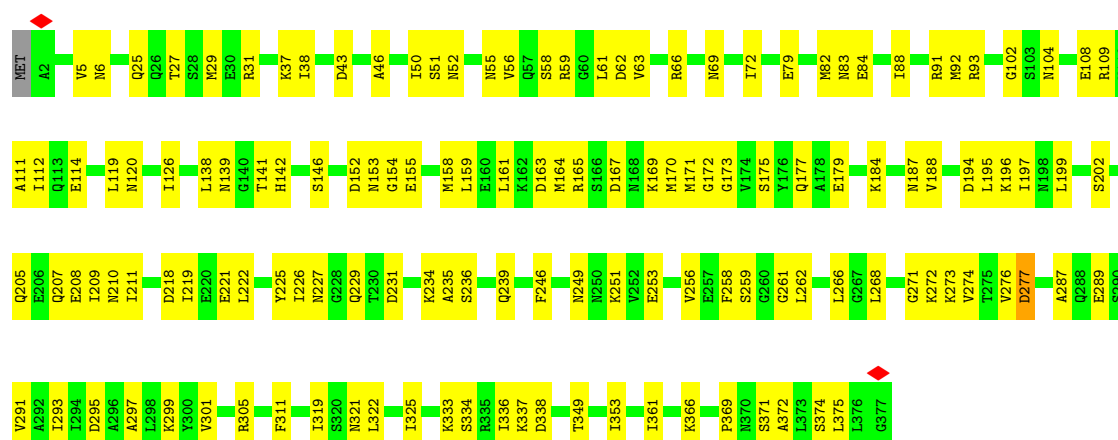




• Molecule 1: Flagellin

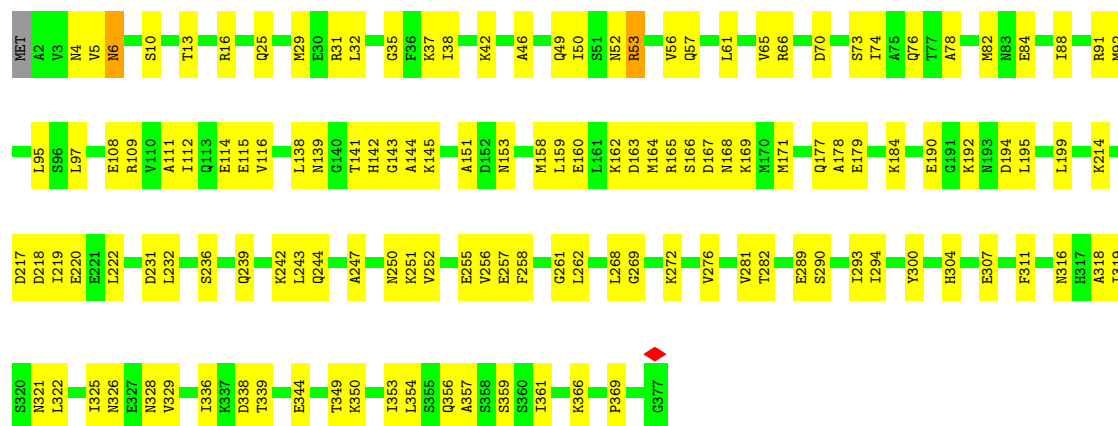


• Molecule 1: Flagellin



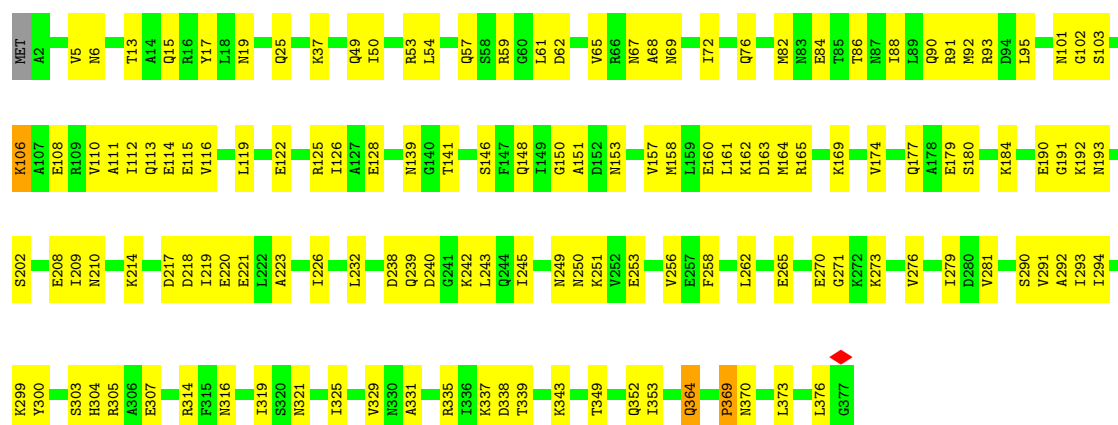
• Molecule 1: Flagellin





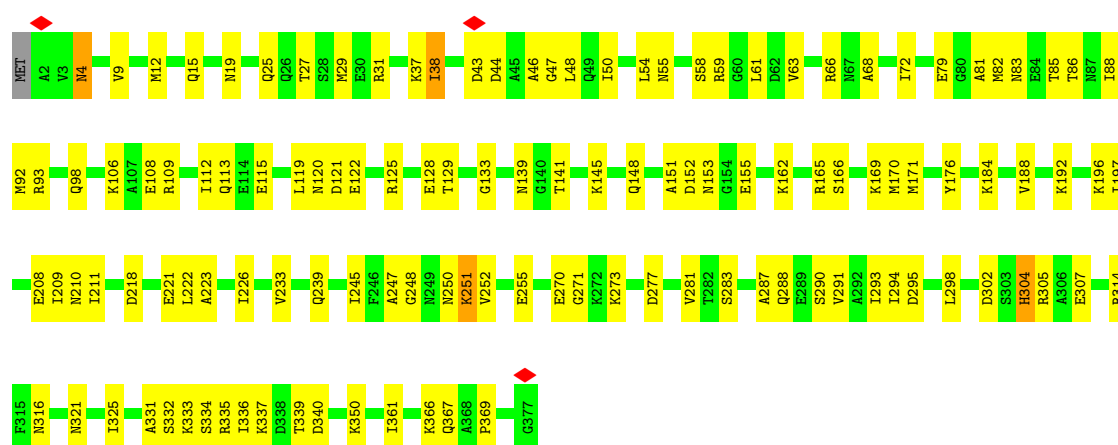
• Molecule 1: Flagellin

Chain I: 63% 36%

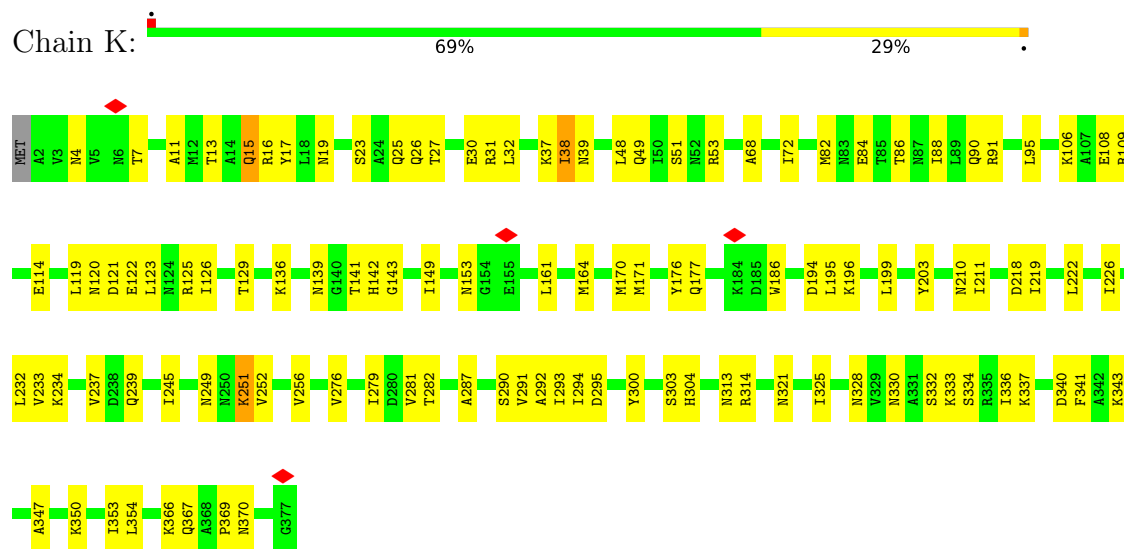


• Molecule 1: Flagellin

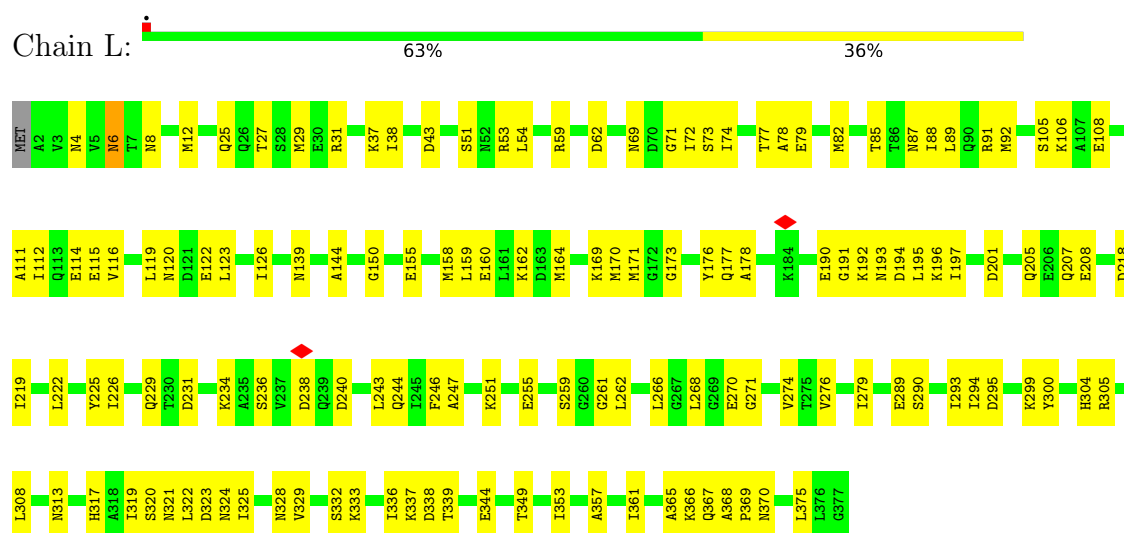
Chain J: 67% 32%



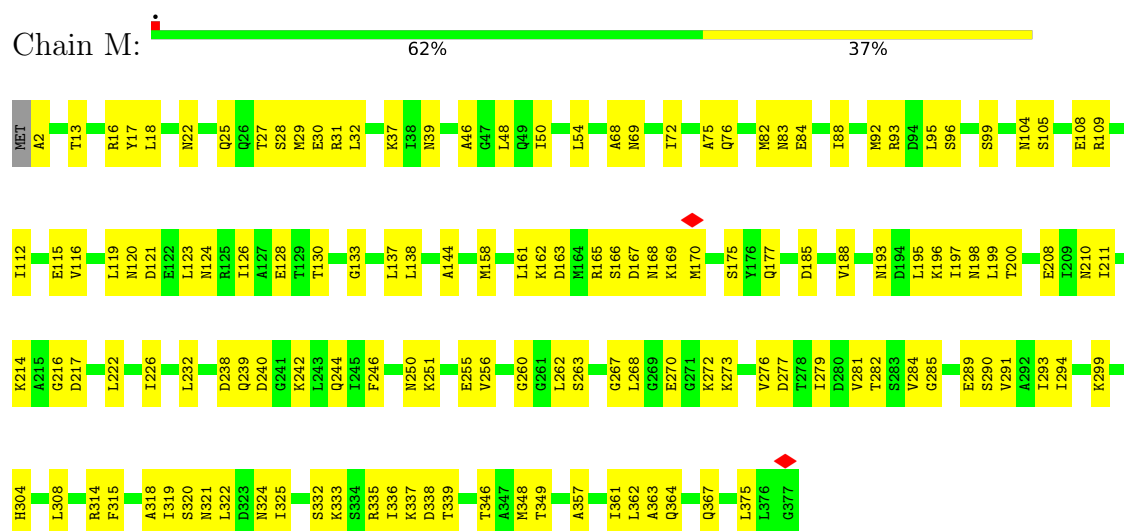
• Molecule 1: Flagellin



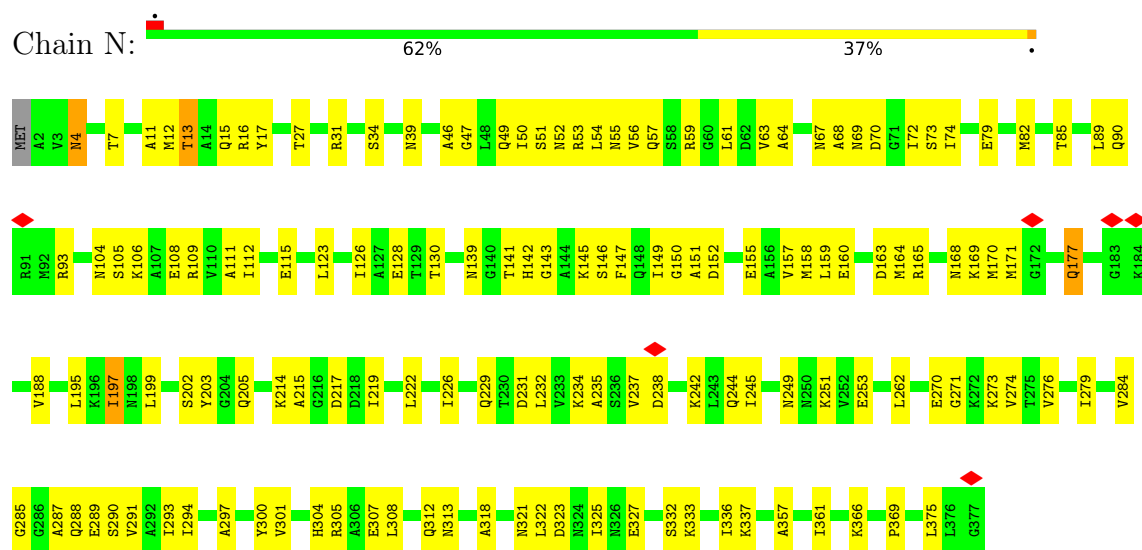
• Molecule 1: Flagellin



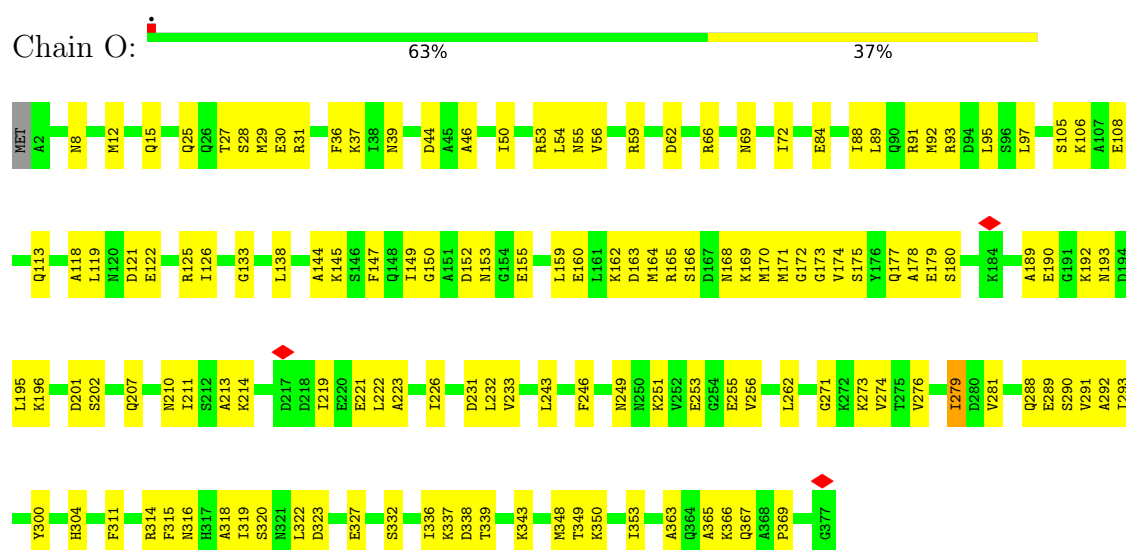
• Molecule 1: Flagellin



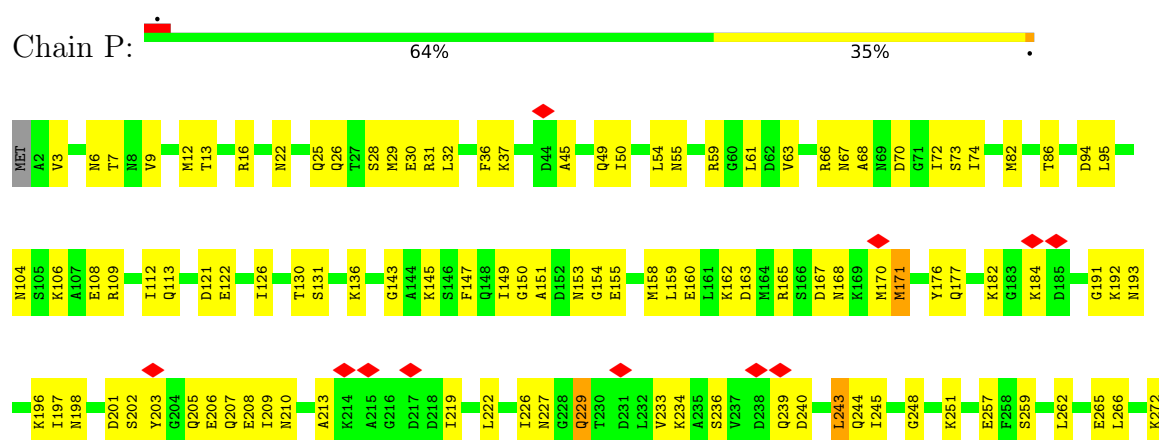
- Molecule 1: Flagellin

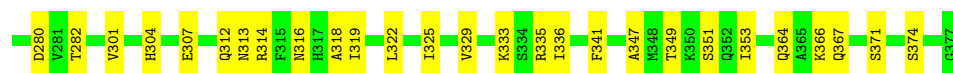


- Molecule 1: Flagellin



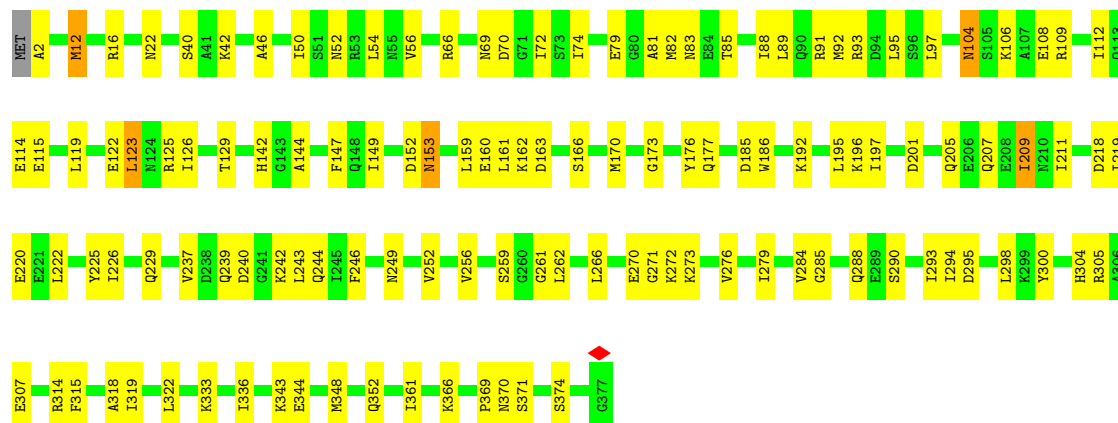
- Molecule 1: Flagellin





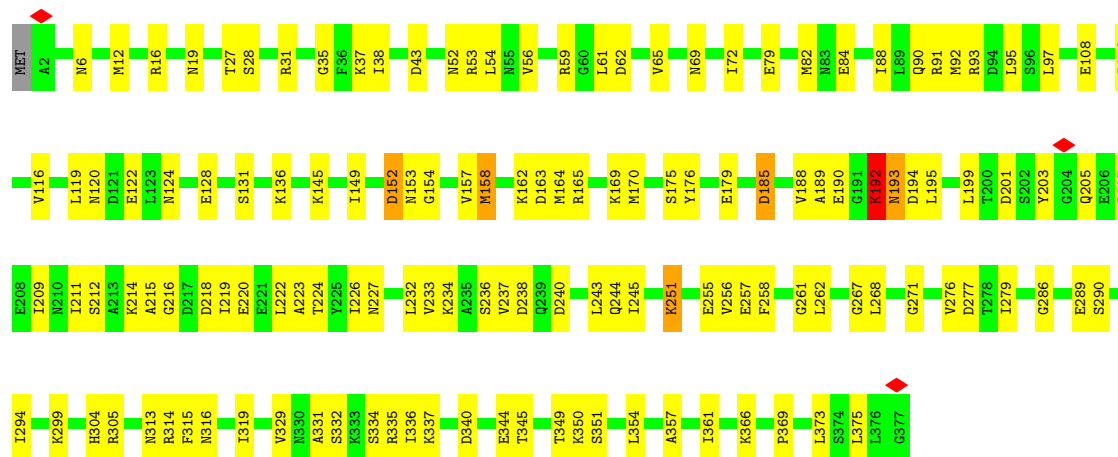
• Molecule 1: Flagellin

Chain Q: 67% 32%



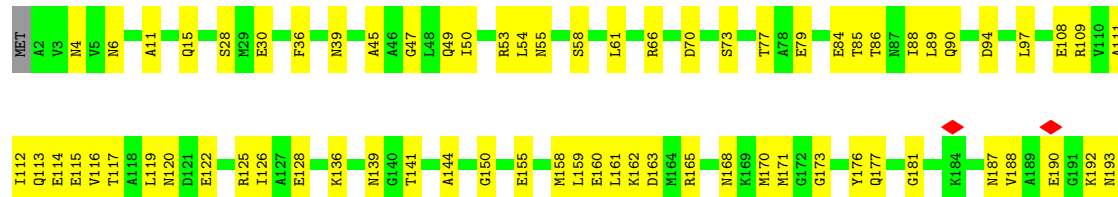
• Molecule 1: Flagellin

Chain R: 63% 35%



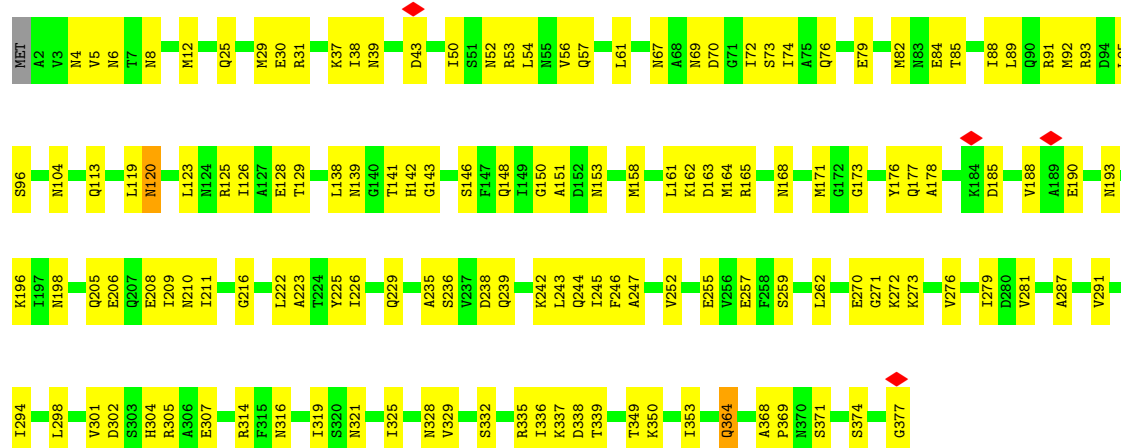
• Molecule 1: Flagellin

Chain S: 62% 38%

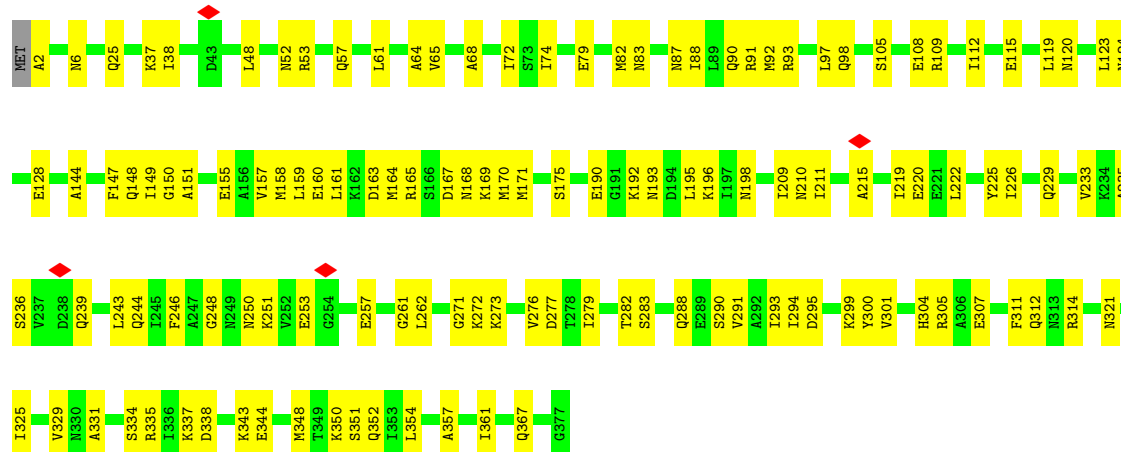




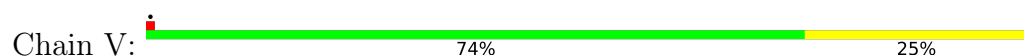
• Molecule 1: Flagellin

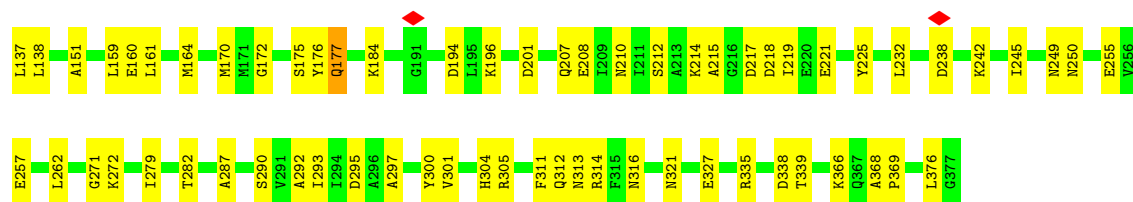


• Molecule 1: Flagellin



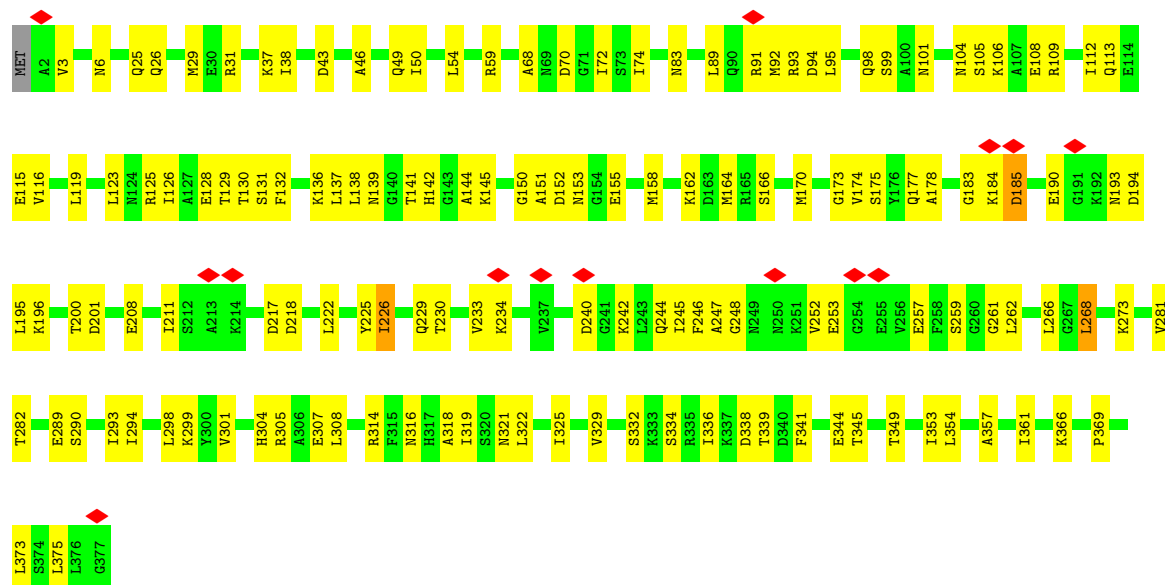
• Molecule 1: Flagellin





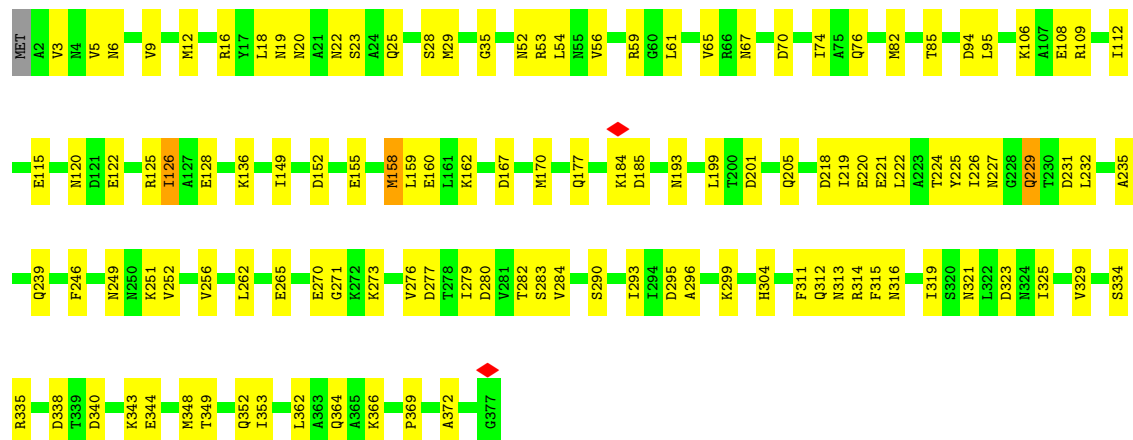
• Molecule 1: Flagellin

Chain c: 62% 37%



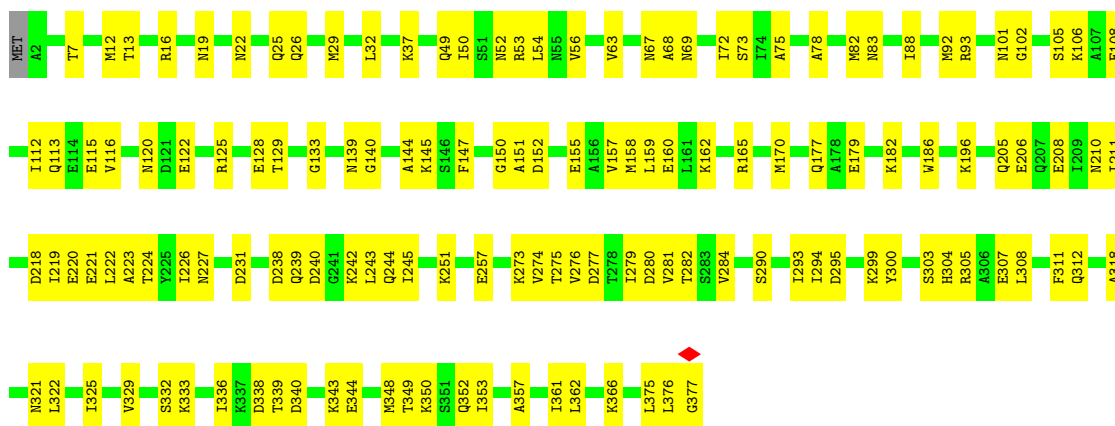
• Molecule 1: Flagellin

Chain h: 68% 31%

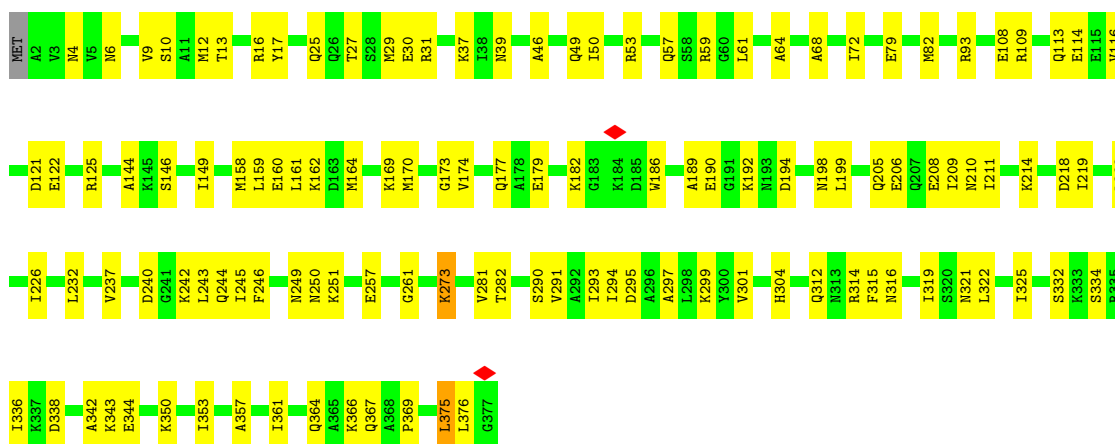


• Molecule 1: Flagellin

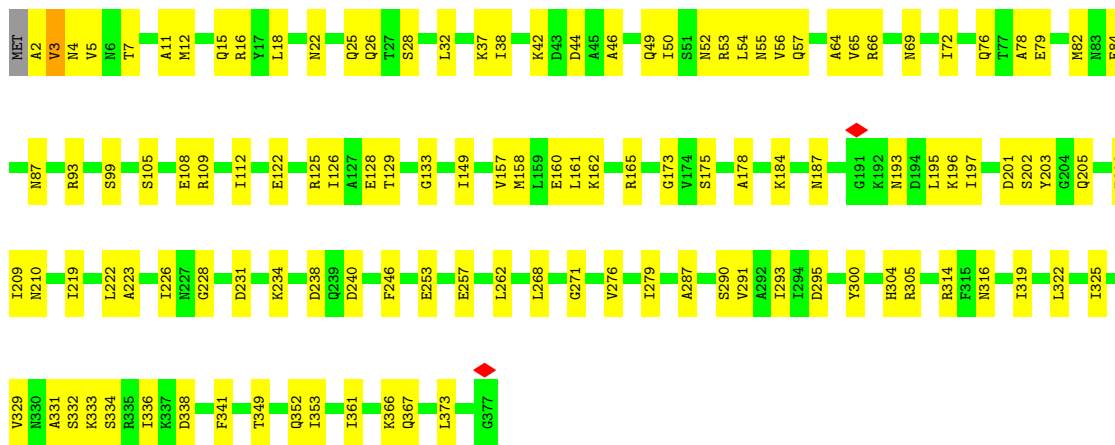
Chain i: 63% 37%



• Molecule 1: Flagellin

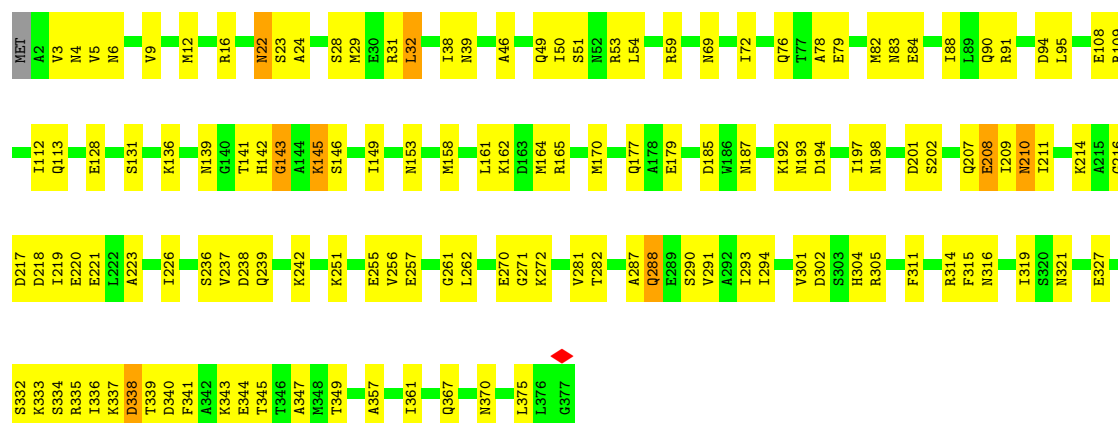


• Molecule 1: Flagellin



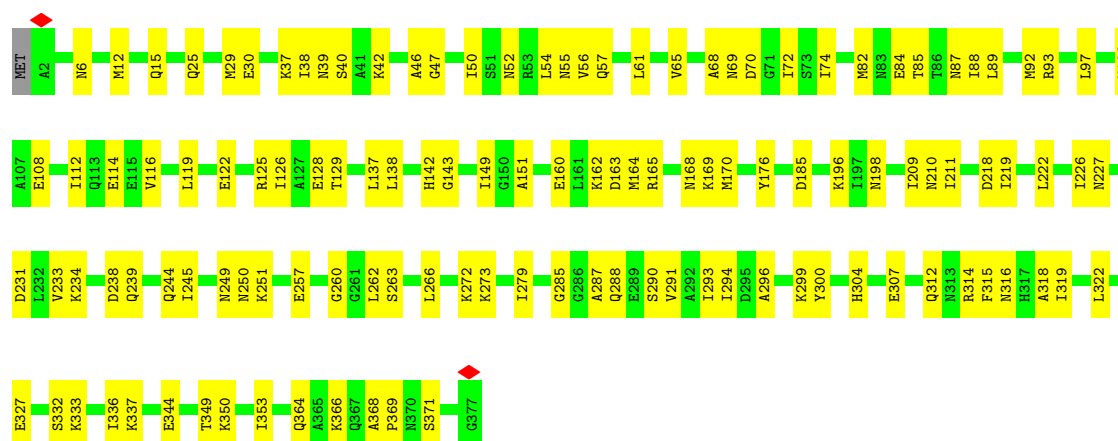
• Molecule 1: Flagellin

Chain l: 



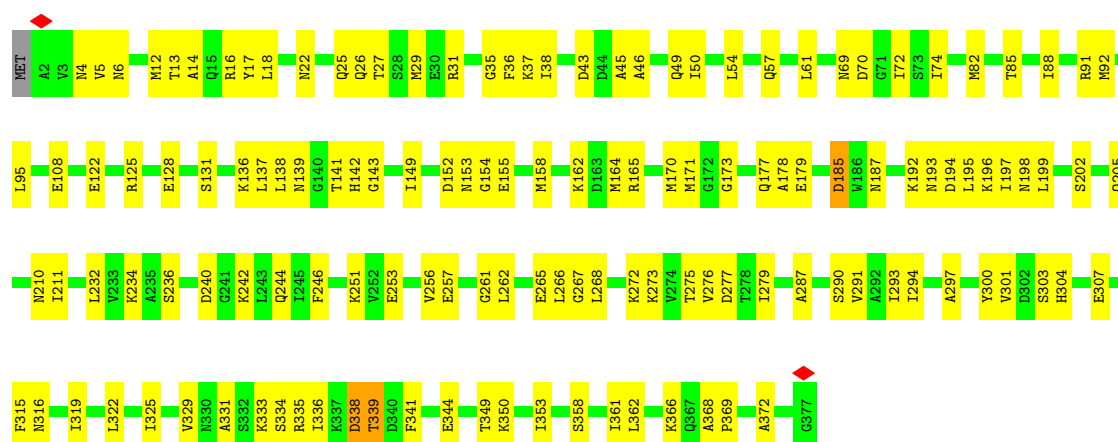
• Molecule 1: Flagellin

Chain m: 



• Molecule 1: Flagellin

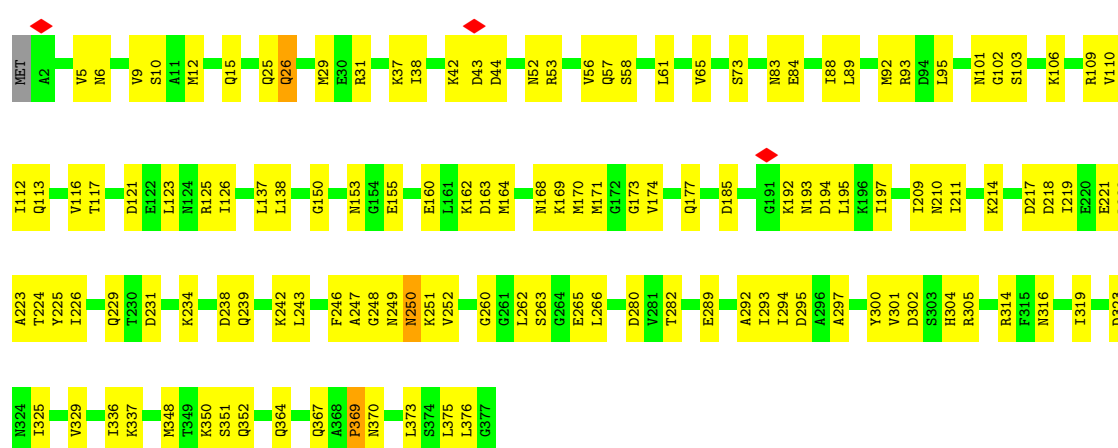
Chain n: 



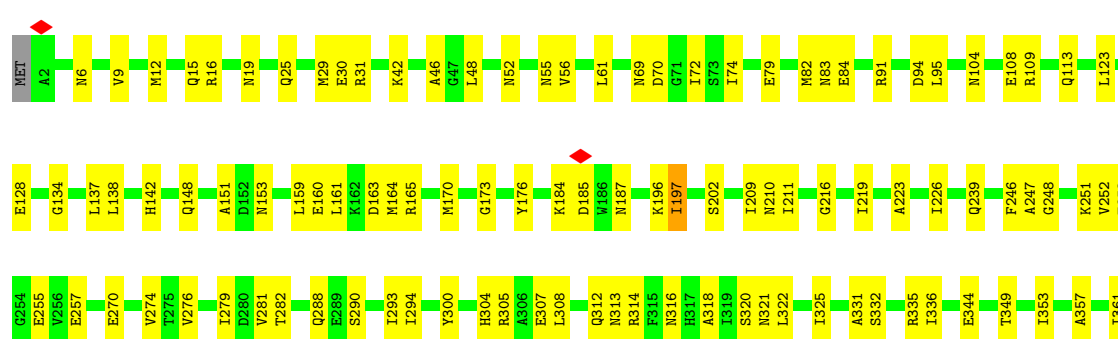
● Molecule 1: Flagellin

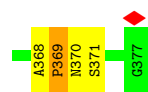
Chain o:  68% 31%

● Molecule 1: Flagellin

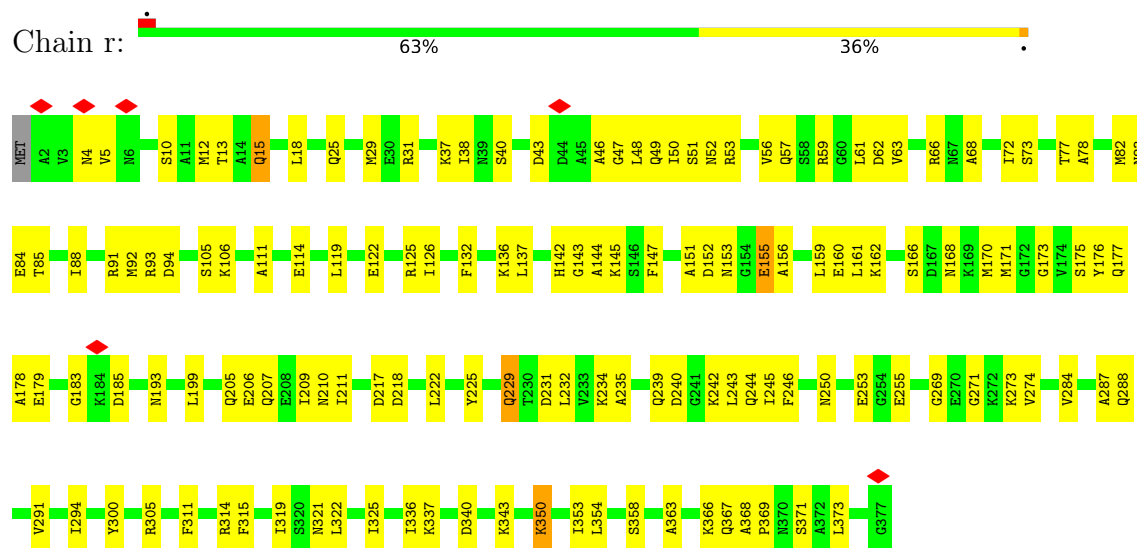
Chain p:  65% 34%

● Molecule 1: Flagellin


Chain q:  71% 28%




• Molecule 1: Flagellin

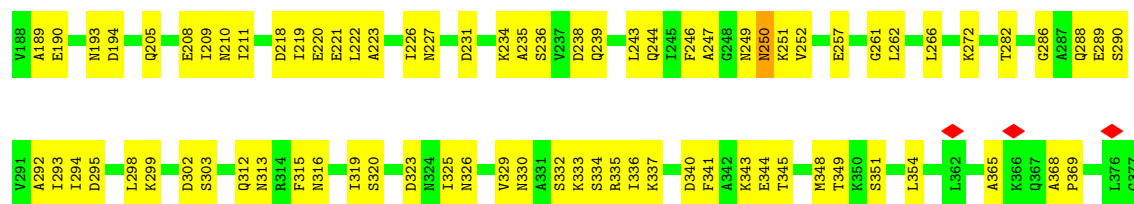


• Molecule 1: Flagellin

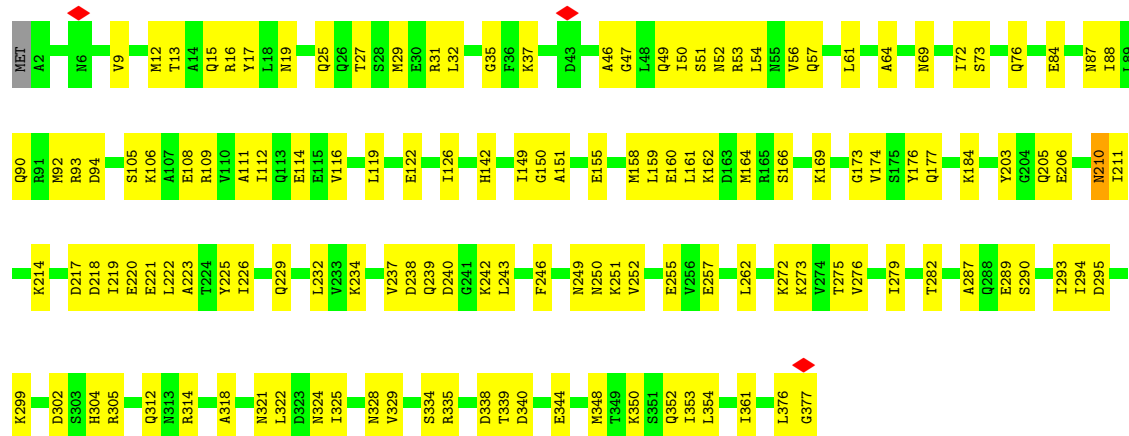


• Molecule 1: Flagellin

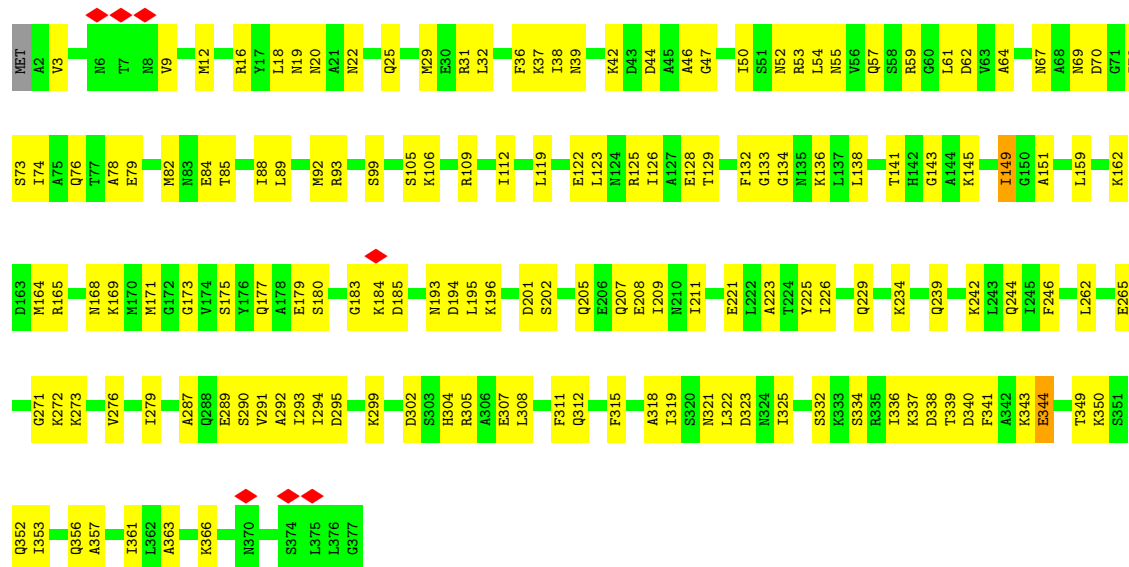




• Molecule 1: Flagellin

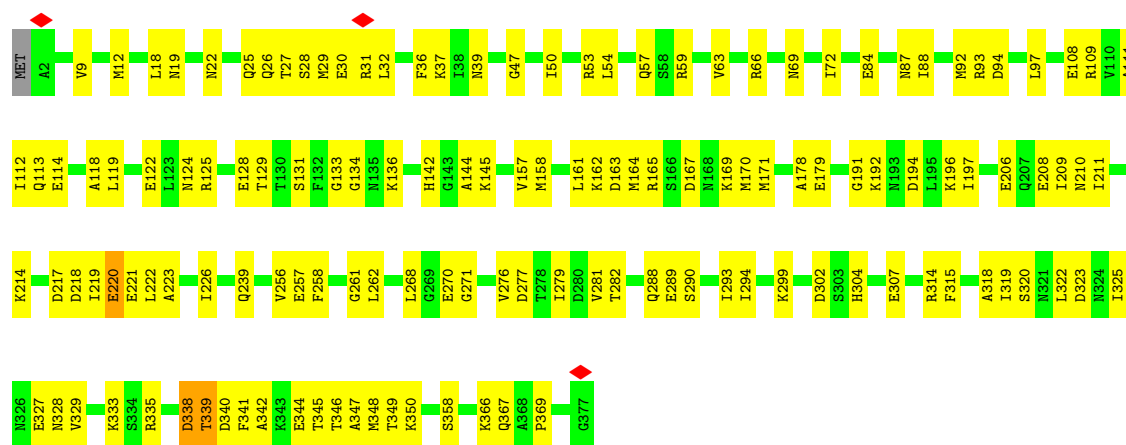


• Molecule 1: Flagellin

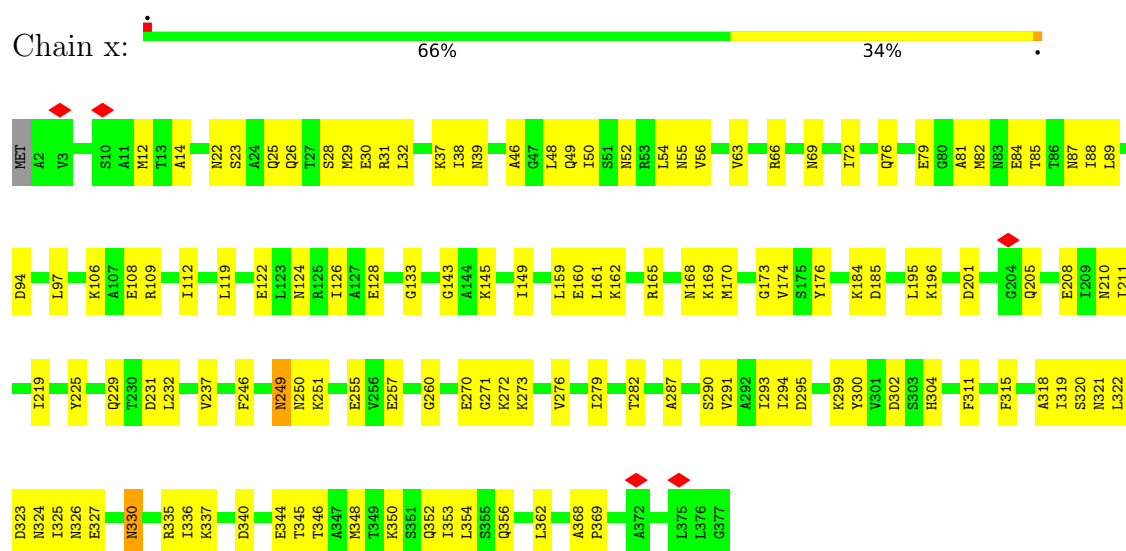


• Molecule 1: Flagellin

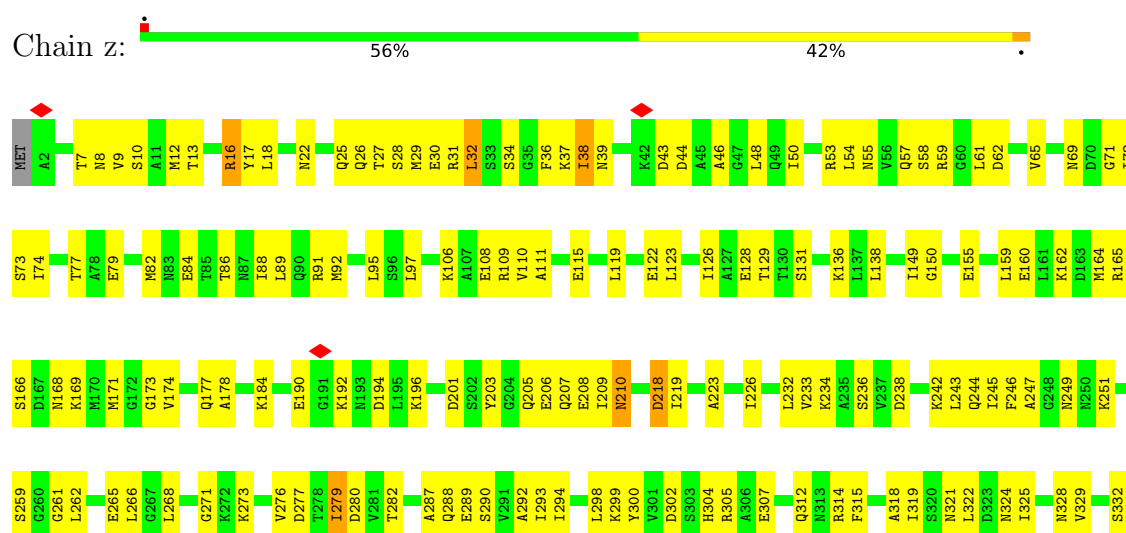




• Molecule 1: Flagellin



• Molecule 1: Flagellin





4 Experimental information

Property	Value	Source
EM reconstruction method	SINGLE PARTICLE	Depositor
Imposed symmetry	POINT, Not provided	
Number of particles used	72779	Depositor
Resolution determination method	FSC 0.143 CUT-OFF	Depositor
CTF correction method	PHASE FLIPPING AND AMPLITUDE CORRECTION	Depositor
Microscope	TFS KRIOS	Depositor
Voltage (kV)	300	Depositor
Electron dose ($e^-/\text{\AA}^2$)	40	Depositor
Minimum defocus (nm)	900	Depositor
Maximum defocus (nm)	2700	Depositor
Magnification	Not provided	
Image detector	GATAN K3 (6k x 4k)	Depositor
Maximum map value	0.564	Depositor
Minimum map value	-0.392	Depositor
Average map value	0.006	Depositor
Map value standard deviation	0.038	Depositor
Recommended contour level	0.08	Depositor
Map size (\AA)	550.0, 550.0, 550.0	wwPDB
Map dimensions	500, 500, 500	wwPDB
Map angles ($^\circ$)	90.0, 90.0, 90.0	wwPDB
Pixel spacing (\AA)	1.1, 1.1, 1.1	Depositor

5 Model quality [i](#)

5.1 Standard geometry [i](#)

The Z score for a bond length (or angle) is the number of standard deviations the observed value is removed from the expected value. A bond length (or angle) with $|Z| > 5$ is considered an outlier worth inspection. RMSZ is the root-mean-square of all Z scores of the bond lengths (or angles).

Mol	Chain	Bond lengths		Bond angles	
		RMSZ	$\# Z > 5$	RMSZ	$\# Z > 5$
1	1	0.27	0/2816	0.64	1/3790 (0.0%)
1	2	0.27	0/2816	0.58	0/3790
1	3	0.28	0/2816	0.64	2/3790 (0.1%)
1	A	0.30	0/2816	0.61	1/3790 (0.0%)
1	B	0.29	0/2816	0.58	0/3790
1	C	0.28	0/2816	0.60	0/3790
1	D	0.27	0/2816	0.62	0/3790
1	E	0.29	0/2816	0.66	0/3790
1	F	0.27	0/2816	0.59	1/3790 (0.0%)
1	G	0.28	0/2816	0.57	0/3790
1	H	0.28	0/2816	0.63	0/3790
1	I	0.29	0/2816	0.62	1/3790 (0.0%)
1	J	0.26	0/2816	0.56	0/3790
1	K	0.26	0/2816	0.60	1/3790 (0.0%)
1	L	0.27	0/2816	0.61	0/3790
1	M	0.30	0/2816	0.63	1/3790 (0.0%)
1	N	0.28	0/2816	0.61	0/3790
1	O	0.27	0/2816	0.63	0/3790
1	P	0.28	0/2816	0.61	0/3790
1	Q	0.27	0/2816	0.59	0/3790
1	R	0.32	0/2816	0.66	4/3790 (0.1%)
1	S	0.27	0/2816	0.60	0/3790
1	T	0.27	0/2816	0.60	1/3790 (0.0%)
1	U	0.26	0/2816	0.60	0/3790
1	V	0.27	0/2816	0.59	0/3790
1	c	0.27	0/2816	0.66	1/3790 (0.0%)
1	h	0.25	0/2816	0.54	0/3790
1	i	0.27	0/2816	0.58	0/3790
1	j	0.29	0/2816	0.59	0/3790
1	k	0.27	0/2816	0.61	0/3790
1	l	0.30	0/2816	0.63	1/3790 (0.0%)
1	m	0.28	0/2816	0.60	1/3790 (0.0%)
1	n	0.28	0/2816	0.63	1/3790 (0.0%)
1	o	0.28	0/2816	0.62	0/3790

Mol	Chain	Bond lengths		Bond angles	
		RMSZ	# Z >5	RMSZ	# Z >5
1	p	0.29	0/2816	0.64	1/3790 (0.0%)
1	q	0.25	0/2816	0.58	1/3790 (0.0%)
1	r	0.26	0/2816	0.61	0/3790
1	s	0.25	0/2816	0.56	0/3790
1	t	0.27	0/2816	0.64	0/3790
1	u	0.28	0/2816	0.59	0/3790
1	v	0.26	0/2816	0.60	1/3790 (0.0%)
1	w	0.30	0/2816	0.62	1/3790 (0.0%)
1	x	0.27	0/2816	0.61	0/3790
1	z	0.32	0/2816	0.70	0/3790
All	All	0.28	0/123904	0.61	21/166760 (0.0%)

There are no bond length outliers.

All (21) bond angle outliers are listed below:

Mol	Chain	Res	Type	Atoms	Z	Observed(°)	Ideal(°)
1	R	185	ASP	N-CA-C	-10.36	101.40	114.56
1	p	369	PRO	CA-N-CD	-8.52	100.07	112.00
1	q	369	PRO	CA-N-CD	-7.14	102.00	112.00
1	I	369	PRO	CA-N-CD	-7.10	102.06	112.00
1	n	185	ASP	N-CA-C	-7.02	105.33	114.04
1	A	337	LYS	N-CA-C	7.00	122.11	113.50
1	1	185	ASP	N-CA-C	-6.86	106.80	114.62
1	3	185	ASP	N-CA-C	-6.76	105.97	114.56
1	R	193	ASN	N-CA-C	-6.25	104.86	113.18
1	l	143	GLY	N-CA-C	6.16	119.50	110.38
1	c	185	ASP	N-CA-C	-5.99	107.79	114.62
1	w	338	ASP	N-CA-C	5.92	123.40	110.80
1	K	251	LYS	N-CA-C	-5.86	107.94	114.62
1	M	281	VAL	N-CA-C	-5.71	107.72	113.20
1	3	170	MET	CB-CG-SD	5.41	128.92	112.70
1	v	149	ILE	N-CA-C	-5.29	108.13	113.47
1	R	192	LYS	N-CA-C	-5.23	99.42	108.52
1	T	369	PRO	CA-N-CD	-5.20	104.72	112.00
1	F	307	GLU	CA-CB-CG	5.15	124.39	114.10
1	R	251	LYS	N-CA-C	-5.06	106.45	113.18
1	m	114	GLU	CA-CB-CG	5.05	124.21	114.10

There are no chirality outliers.

There are no planarity outliers.

5.2 Too-close contacts ⓘ

In the following table, the Non-H and H(model) columns list the number of non-hydrogen atoms and hydrogen atoms in the chain respectively. The H(added) column lists the number of hydrogen atoms added and optimized by MolProbity. The Clashes column lists the number of clashes within the asymmetric unit, whereas Symm-Clashes lists symmetry-related clashes.

Mol	Chain	Non-H	H(model)	H(added)	Clashes	Symm-Clashes
1	1	2798	0	2745	145	0
1	2	2798	0	2745	126	0
1	3	2798	0	2745	111	0
1	A	2798	0	2745	103	0
1	B	2798	0	2745	104	0
1	C	2798	0	2745	102	0
1	D	2798	0	2745	103	0
1	E	2798	0	2745	124	0
1	F	2798	0	2745	99	0
1	G	2798	0	2745	109	0
1	H	2798	0	2745	115	0
1	I	2798	0	2745	111	0
1	J	2798	0	2745	108	0
1	K	2798	0	2745	84	0
1	L	2798	0	2745	120	0
1	M	2798	0	2745	116	0
1	N	2798	0	2745	122	0
1	O	2798	0	2745	127	0
1	P	2798	0	2745	112	0
1	Q	2798	0	2745	110	0
1	R	2798	0	2745	125	0
1	S	2798	0	2745	117	0
1	T	2798	0	2745	112	0
1	U	2798	0	2745	99	0
1	V	2798	0	2745	79	0
1	c	2798	0	2745	119	0
1	h	2798	0	2745	95	0
1	i	2798	0	2745	116	0
1	j	2798	0	2745	98	0
1	k	2798	0	2745	100	0
1	l	2798	0	2745	107	0
1	m	2798	0	2745	105	0
1	n	2798	0	2745	118	0
1	o	2798	0	2745	98	0
1	p	2798	0	2745	115	0
1	q	2798	0	2745	85	0
1	r	2798	0	2745	107	0

Continued on next page...

Continued from previous page...

Mol	Chain	Non-H	H(model)	H(added)	Clashes	Symm-Clashes
1	s	2798	0	2745	106	0
1	t	2798	0	2745	134	0
1	u	2798	0	2745	111	0
1	v	2798	0	2745	124	0
1	w	2798	0	2745	131	0
1	x	2798	0	2745	117	0
1	z	2798	0	2745	163	0
All	All	123112	0	120780	4572	0

The all-atom clashscore is defined as the number of clashes found per 1000 atoms (including hydrogen atoms). The all-atom clashscore for this structure is 19.

All (4572) close contacts within the same asymmetric unit are listed below, sorted by their clash magnitude.

Atom-1	Atom-2	Interatomic distance (Å)	Clash overlap (Å)
1:s:10:SER:HB3	1:t:29:MET:HE1	1.40	1.03
1:P:233:VAL:HB	1:P:245:ILE:HD11	1.37	1.01
1:R:90:GLN:HB3	1:c:59:ARG:HH22	1.26	0.97
1:k:290:SER:HA	1:k:293:ILE:HD12	1.49	0.95
1:3:302:ASP:HA	1:3:305:ARG:HG3	1.48	0.94
1:P:113:GLN:HE22	1:P:280:ASP:HA	1.31	0.93
1:i:273:LYS:HZ3	1:i:275:THR:HG23	1.31	0.93
1:J:106:LYS:HA	1:J:109:ARG:HD3	1.51	0.92
1:x:22:ASN:HA	1:x:25:GLN:HG3	1.50	0.92
1:t:62:ASP:O	1:t:66:ARG:NH1	2.04	0.91
1:i:67:ASN:HD22	1:t:101:ASN:HB2	1.35	0.90
1:T:168:ASN:HB3	1:T:171:MET:HG2	1.54	0.90
1:I:290:SER:HA	1:I:293:ILE:HD12	1.54	0.89
1:l:69:ASN:HA	1:l:72:ILE:HD12	1.54	0.89
1:n:195:LEU:HB2	1:n:262:LEU:HD12	1.54	0.89
1:p:6:ASN:HA	1:z:350:LYS:HZ1	1.36	0.89
1:O:12:MET:HA	1:O:15:GLN:HG3	1.56	0.88
1:R:188:VAL:HG21	1:R:215:ALA:HA	1.53	0.88
1:1:223:ALA:HA	1:1:226:ILE:HD12	1.55	0.88
1:3:238:ASP:HB3	1:3:244:GLN:HE22	1.37	0.88
1:C:279:ILE:HG21	1:C:290:SER:HB3	1.56	0.87
1:w:314:ARG:NH1	1:x:122:GLU:OE1	2.07	0.87
1:C:302:ASP:OD2	1:N:52:ASN:ND2	2.08	0.87
1:u:25:GLN:NE2	1:u:29:MET:SD	2.48	0.86
1:x:88:ILE:HG23	1:x:119:LEU:HD12	1.57	0.86
1:M:128:GLU:OE2	1:M:165:ARG:NH1	2.08	0.86

Continued on next page...

Continued from previous page...

Atom-1	Atom-2	Interatomic distance (Å)	Clash overlap (Å)
1:I:53:ARG:HH22	1:q:134:GLY:H	1.24	0.86
1:L:226:ILE:HA	1:L:229:GLN:HE21	1.40	0.85
1:w:157:VAL:HG11	1:w:314:ARG:HH21	1.42	0.85
1:v:61:LEU:HD23	1:v:151:ALA:HB2	1.58	0.85
1:k:3:VAL:HG22	1:v:340:ASP:HA	1.57	0.85
1:U:193:ASN:HA	1:U:262:LEU:HD21	1.56	0.85
1:C:101:ASN:HB2	1:N:67:ASN:HD22	1.42	0.84
1:v:290:SER:HA	1:v:293:ILE:HD12	1.59	0.84
1:k:157:VAL:HG21	1:k:314:ARG:HH22	1.42	0.84
1:T:302:ASP:HA	1:T:305:ARG:HG3	1.57	0.83
1:c:144:ALA:HB1	1:c:158:MET:HE2	1.59	0.83
1:s:350:LYS:HA	1:s:353:ILE:HD12	1.59	0.83
1:C:49:GLN:OE1	1:C:53:ARG:NH1	2.12	0.83
1:m:65:VAL:HG13	1:m:319:ILE:HD11	1.61	0.83
1:w:223:ALA:HA	1:w:226:ILE:HD12	1.60	0.83
1:V:91:ARG:NH1	1:V:94:ASP:OD1	2.12	0.82
1:B:54:LEU:HD12	1:B:329:VAL:HG23	1.58	0.82
1:k:49:GLN:NE2	1:v:302:ASP:OD1	2.12	0.82
1:O:37:LYS:NZ	1:O:336:ILE:O	2.12	0.82
1:i:290:SER:HA	1:i:293:ILE:HD12	1.60	0.82
1:i:120:ASN:HD21	1:i:277:ASP:HA	1.41	0.82
1:C:363:ALA:O	1:C:367:GLN:NE2	2.12	0.82
1:k:158:MET:HE1	1:k:160:GLU:HB2	1.60	0.82
1:o:193:ASN:HA	1:o:262:LEU:HD21	1.62	0.81
1:K:88:ILE:HG23	1:K:119:LEU:HD22	1.62	0.81
1:N:79:GLU:HG2	1:N:308:LEU:HD12	1.62	0.81
1:z:169:LYS:H	1:z:169:LYS:HD2	1.46	0.81
1:F:363:ALA:O	1:F:367:GLN:NE2	2.14	0.81
1:2:52:ASN:O	1:2:55:ASN:ND2	2.14	0.81
1:I:88:ILE:HG23	1:I:119:LEU:HD12	1.62	0.81
1:u:31:ARG:NH2	1:u:37:LYS:O	2.14	0.81
1:J:153:ASN:ND2	1:q:288:GLN:O	2.12	0.80
1:T:173:GLY:HA3	1:T:246:PHE:HE1	1.46	0.80
1:R:192:LYS:HA	1:R:261:GLY:HA3	1.62	0.80
1:k:193:ASN:HA	1:k:262:LEU:HD21	1.62	0.80
1:c:152:ASP:OD1	1:c:153:ASN:N	2.15	0.80
1:w:196:LYS:NZ	1:w:208:GLU:OE2	2.14	0.80
1:x:170:MET:HE1	1:x:250:ASN:HB3	1.61	0.80
1:3:205:GLN:NE2	1:3:207:GLN:OE1	2.14	0.80
1:I:65:VAL:HG13	1:I:319:ILE:HD11	1.62	0.80
1:c:195:LEU:HD12	1:c:262:LEU:HB2	1.63	0.80

Continued on next page...

Continued from previous page...

Atom-1	Atom-2	Interatomic distance (Å)	Clash overlap (Å)
1:v:193:ASN:HA	1:v:262:LEU:HD21	1.63	0.80
1:B:247:ALA:HB1	1:B:252:VAL:HG11	1.61	0.80
1:l:131:SER:HB3	1:l:136:LYS:HD2	1.62	0.80
1:w:53:ARG:NH2	1:x:133:GLY:O	2.15	0.80
1:1:26:GLN:HA	1:1:29:MET:HG2	1.63	0.80
1:2:82:MET:HE1	1:2:304:HIS:HB2	1.64	0.79
1:I:128:GLU:OE2	1:I:165:ARG:NH1	2.15	0.79
1:k:93:ARG:NH1	1:k:295:ASP:OD1	2.15	0.79
1:G:152:ASP:OD1	1:G:153:ASN:N	2.15	0.79
1:J:133:GLY:O	1:T:53:ARG:NH2	2.13	0.79
1:h:193:ASN:HA	1:h:262:LEU:HD21	1.64	0.79
1:N:284:VAL:O	1:N:288:GLN:NE2	2.13	0.79
1:Q:162:LYS:HD3	1:Q:304:HIS:HB3	1.64	0.79
1:v:38:ILE:HD12	1:v:337:LYS:HA	1.65	0.79
1:M:124:ASN:OD1	1:M:166:SER:OG	2.01	0.78
1:h:225:TYR:O	1:h:229:GLN:NE2	2.14	0.78
1:k:3:VAL:HG21	1:v:341:PHE:CD1	2.19	0.78
1:T:247:ALA:HB1	1:T:252:VAL:HG11	1.63	0.78
1:l:128:GLU:OE1	1:l:165:ARG:NH1	2.15	0.78
1:w:18:LEU:HD13	1:w:358:SER:HB2	1.66	0.78
1:T:162:LYS:HD2	1:T:163:ASP:H	1.48	0.78
1:p:113:GLN:HE22	1:p:280:ASP:HA	1.46	0.78
1:P:45:ALA:O	1:P:49:GLN:NE2	2.12	0.78
1:R:136:LYS:HE2	1:R:136:LYS:HA	1.65	0.78
1:S:113:GLN:HE22	1:S:280:ASP:HA	1.48	0.78
1:k:202:SER:HA	1:k:253:GLU:HG3	1.64	0.78
1:v:37:LYS:NZ	1:v:336:ILE:O	2.14	0.78
1:p:9:VAL:HA	1:p:12:MET:HE1	1.66	0.78
1:r:209:ILE:HD11	1:r:232:LEU:HD12	1.66	0.78
1:t:152:ASP:OD2	1:t:153:ASN:N	2.16	0.78
1:n:152:ASP:OD1	1:n:153:ASN:N	2.17	0.78
1:w:128:GLU:OE1	1:w:165:ARG:NH1	2.16	0.77
1:2:348:MET:SD	1:2:352:GLN:NE2	2.57	0.77
1:3:51:SER:OG	1:3:333:LYS:NZ	2.18	0.77
1:C:193:ASN:HA	1:C:262:LEU:HD21	1.64	0.77
1:n:128:GLU:OE1	1:n:165:ARG:NH1	2.16	0.77
1:1:320:SER:O	1:1:324:ASN:ND2	2.18	0.77
1:E:192:LYS:NZ	1:E:265:GLU:OE1	2.18	0.77
1:O:232:LEU:HD23	1:O:233:VAL:HG13	1.65	0.77
1:N:82:MET:HB2	1:N:305:ARG:HH11	1.49	0.77
1:D:167:ASP:OD2	1:j:214:LYS:NZ	2.17	0.77

Continued on next page...

Continued from previous page...

Atom-1	Atom-2	Interatomic distance (Å)	Clash overlap (Å)
1:L:266:LEU:HD13	1:L:268:LEU:HD21	1.67	0.77
1:j:37:LYS:NZ	1:j:336:ILE:O	2.18	0.77
1:r:49:GLN:HB3	1:r:53:ARG:HH12	1.48	0.77
1:G:38:ILE:HG23	1:G:43:ASP:HB2	1.67	0.77
1:3:83:ASN:HA	1:3:305:ARG:HH12	1.49	0.77
1:F:238:ASP:HB3	1:F:244:GLN:HE21	1.49	0.77
1:z:18:LEU:O	1:z:22:ASN:ND2	2.18	0.77
1:x:69:ASN:HA	1:x:72:ILE:HD12	1.65	0.77
1:D:108:GLU:OE2	1:D:108:GLU:N	2.17	0.76
1:O:338:ASP:OD2	1:O:339:THR:N	2.18	0.76
1:m:238:ASP:HB3	1:m:244:GLN:HE21	1.51	0.76
1:m:37:LYS:NZ	1:m:336:ILE:O	2.19	0.76
1:t:250:ASN:O	1:t:250:ASN:ND2	2.18	0.76
1:c:246:PHE:HE1	1:c:293:ILE:HD13	1.50	0.76
1:U:159:LEU:HD12	1:U:160:GLU:H	1.50	0.76
1:Q:142:HIS:HD2	1:Q:161:LEU:HB2	1.50	0.76
1:r:363:ALA:O	1:r:367:GLN:NE2	2.19	0.76
1:i:128:GLU:OE2	1:i:165:ARG:NH1	2.19	0.76
1:x:14:ALA:HB3	1:x:362:LEU:HD13	1.66	0.76
1:M:276:VAL:HA	1:M:279:ILE:HD11	1.66	0.76
1:c:245:ILE:HD12	1:c:268:LEU:HD21	1.67	0.76
1:N:301:VAL:HA	1:N:304:HIS:CD2	2.21	0.75
1:T:93:ARG:HG2	1:T:294:ILE:HG21	1.66	0.75
1:I:184:LYS:NZ	1:I:218:ASP:OD2	2.15	0.75
1:u:53:ARG:NH2	1:v:133:GLY:O	2.19	0.75
1:1:51:SER:HA	1:1:54:LEU:HG	1.67	0.75
1:G:58:SER:HA	1:G:61:LEU:HD12	1.68	0.75
1:H:195:LEU:HD12	1:H:262:LEU:HD12	1.69	0.75
1:1:321:ASN:HA	1:1:324:ASN:HD21	1.52	0.75
1:2:290:SER:HA	1:2:293:ILE:HD12	1.69	0.75
1:H:257:GLU:OE1	1:H:257:GLU:N	2.20	0.75
1:M:199:LEU:HD21	1:M:232:LEU:HD13	1.66	0.75
1:P:25:GLN:NE2	1:P:347:ALA:O	2.20	0.75
1:v:350:LYS:HA	1:v:353:ILE:HD12	1.69	0.75
1:s:198:ASN:HB2	1:s:257:GLU:HB3	1.67	0.75
1:m:314:ARG:NE	1:n:122:GLU:OE2	2.20	0.75
1:D:88:ILE:HG23	1:D:119:LEU:HD12	1.69	0.74
1:E:290:SER:HA	1:E:293:ILE:HD12	1.67	0.74
1:s:314:ARG:HE	1:t:122:GLU:HB2	1.51	0.74
1:F:162:LYS:HD3	1:F:162:LYS:N	2.01	0.74
1:L:193:ASN:HA	1:L:262:LEU:HD21	1.69	0.74

Continued on next page...

Continued from previous page...

Atom-1	Atom-2	Interatomic distance (Å)	Clash overlap (Å)
1:c:150:GLY:HA3	1:c:155:GLU:HB2	1.69	0.74
1:p:218:ASP:OD1	1:p:219:ILE:N	2.19	0.74
1:E:111:ALA:HA	1:E:114:GLU:OE2	1.87	0.74
1:E:162:LYS:HG2	1:E:304:HIS:CE1	2.21	0.74
1:J:192:LYS:HE2	1:J:192:LYS:HA	1.69	0.74
1:z:219:ILE:HD11	1:z:243:LEU:HD12	1.70	0.74
1:C:164:MET:HE1	1:C:304:HIS:HD2	1.52	0.74
1:h:54:LEU:HD12	1:h:329:VAL:HG13	1.69	0.74
1:n:339:THR:OG1	1:n:344:GLU:OE1	2.04	0.74
1:1:205:GLN:NE2	1:1:206:GLU:O	2.20	0.74
1:E:38:ILE:HG23	1:E:43:ASP:HB2	1.70	0.74
1:R:120:ASN:HD21	1:R:277:ASP:HA	1.51	0.74
1:s:162:LYS:HB2	1:s:164:MET:HE1	1.70	0.74
1:C:205:GLN:HE22	1:C:207:GLN:HG2	1.51	0.74
1:L:169:LYS:HE2	1:L:169:LYS:HA	1.69	0.74
1:c:208:GLU:N	1:c:208:GLU:OE2	2.21	0.74
1:t:123:LEU:HA	1:t:126:ILE:HD12	1.68	0.74
1:G:202:SER:HA	1:G:253:GLU:HG2	1.69	0.74
1:F:37:LYS:NZ	1:F:336:ILE:O	2.21	0.74
1:L:219:ILE:HD12	1:L:222:LEU:HD23	1.69	0.74
1:c:195:LEU:HB2	1:c:262:LEU:HD12	1.69	0.74
1:2:133:GLY:HA3	1:p:53:ARG:HH12	1.53	0.73
1:E:177:GLN:HE22	1:E:179:GLU:HA	1.53	0.73
1:P:196:LYS:NZ	1:P:208:GLU:OE2	2.21	0.73
1:R:124:ASN:OD1	1:R:165:ARG:NH2	2.20	0.73
1:p:223:ALA:HA	1:p:226:ILE:HD12	1.70	0.73
1:s:174:VAL:HG22	1:s:273:LYS:HD2	1.70	0.73
1:1:92:MET:HA	1:1:95:LEU:HD12	1.70	0.73
1:V:218:ASP:HB3	1:V:221:GLU:HG3	1.69	0.73
1:s:234:LYS:NZ	1:s:295:ASP:OD1	2.21	0.73
1:i:223:ALA:HA	1:i:226:ILE:HD12	1.70	0.73
1:x:30:GLU:OE1	1:x:39:ASN:ND2	2.21	0.73
1:2:159:LEU:HD12	1:2:160:GLU:H	1.53	0.73
1:U:109:ARG:NH2	1:U:282:THR:O	2.21	0.73
1:i:7:THR:HG21	1:t:334:SER:HB2	1.69	0.73
1:1:288:GLN:O	1:p:153:ASN:ND2	2.22	0.73
1:D:290:SER:HA	1:D:293:ILE:HD12	1.71	0.73
1:N:106:LYS:HA	1:N:106:LYS:HE3	1.70	0.73
1:v:93:ARG:NH1	1:v:295:ASP:OD1	2.21	0.73
1:w:57:GLN:HE22	1:x:133:GLY:HA2	1.53	0.73
1:z:138:LEU:HD12	1:z:164:MET:HG3	1.71	0.73

Continued on next page...

Continued from previous page...

Atom-1	Atom-2	Interatomic distance (Å)	Clash overlap (Å)
1:E:25:GLN:NE2	1:E:347:ALA:O	2.21	0.73
1:t:37:LYS:NZ	1:t:336:ILE:O	2.19	0.73
1:1:93:ARG:NH1	1:1:295:ASP:OD1	2.21	0.73
1:I:220:GLU:OE2	1:I:220:GLU:N	2.16	0.73
1:1:321:ASN:O	1:1:325:ILE:HG12	1.89	0.73
1:H:199:LEU:HD21	1:H:232:LEU:HD23	1.71	0.73
1:J:4:ASN:HD22	1:J:4:ASN:C	1.96	0.73
1:q:314:ARG:NE	1:r:122:GLU:OE1	2.22	0.73
1:t:351:SER:HA	1:t:354:LEU:HD12	1.69	0.73
1:x:352:GLN:O	1:x:356:GLN:NE2	2.21	0.73
1:z:304:HIS:ND1	1:z:307:GLU:OE1	2.22	0.73
1:V:92:MET:HA	1:V:95:LEU:HD12	1.72	0.72
1:u:69:ASN:HA	1:u:72:ILE:HD12	1.70	0.72
1:v:47:GLY:HA2	1:v:50:ILE:HD12	1.70	0.72
1:D:232:LEU:HD22	1:D:251:LYS:HZ3	1.53	0.72
1:L:54:LEU:HD12	1:L:329:VAL:HG13	1.71	0.72
1:S:128:GLU:O	1:S:136:LYS:NZ	2.16	0.72
1:S:144:ALA:HB1	1:S:158:MET:HE1	1.71	0.72
1:L:38:ILE:HG23	1:L:43:ASP:HB2	1.71	0.72
1:o:232:LEU:HA	1:o:251:LYS:HZ1	1.55	0.72
1:C:93:ARG:HE	1:C:291:VAL:HG13	1.52	0.72
1:F:250:ASN:OD1	1:F:299:LYS:NZ	2.23	0.72
1:p:247:ALA:HB1	1:p:252:VAL:HG11	1.70	0.72
1:L:231:ASP:OD2	1:L:251:LYS:NZ	2.21	0.72
1:Q:219:ILE:HD11	1:Q:243:LEU:HB2	1.72	0.72
1:i:338:ASP:OD1	1:i:339:THR:N	2.22	0.72
1:v:234:LYS:HA	1:v:234:LYS:HE3	1.70	0.72
1:o:31:ARG:NH2	1:o:37:LYS:O	2.22	0.72
1:2:179:GLU:OE1	1:2:179:GLU:N	2.18	0.72
1:E:112:ILE:O	1:E:116:VAL:HG23	1.90	0.72
1:J:290:SER:HA	1:J:293:ILE:HD12	1.72	0.72
1:M:120:ASN:HD21	1:M:277:ASP:HA	1.55	0.72
1:R:128:GLU:O	1:R:136:LYS:NZ	2.21	0.72
1:m:260:GLY:O	1:m:263:SER:OG	2.06	0.72
1:2:332:SER:HA	1:2:335:ARG:HD2	1.72	0.72
1:3:61:LEU:O	1:3:65:VAL:HG23	1.89	0.72
1:1:289:GLU:HG2	1:1:293:ILE:HD11	1.72	0.71
1:R:61:LEU:O	1:R:65:VAL:HG23	1.90	0.71
1:c:25:GLN:HG2	1:c:29:MET:HE2	1.72	0.71
1:A:31:ARG:HH21	1:A:37:LYS:HB2	1.53	0.71
1:C:290:SER:O	1:C:294:ILE:HG12	1.89	0.71

Continued on next page...

Continued from previous page...

Atom-1	Atom-2	Interatomic distance (Å)	Clash overlap (Å)
1:D:65:VAL:HG13	1:D:319:ILE:HD11	1.71	0.71
1:D:90:GLN:HE22	1:O:56:VAL:HB	1.53	0.71
1:F:65:VAL:O	1:F:69:ASN:ND2	2.23	0.71
1:w:134:GLY:O	1:w:136:LYS:NZ	2.23	0.71
1:l:82:MET:HE1	1:l:304:HIS:HB2	1.70	0.71
1:o:52:ASN:ND2	1:z:302:ASP:OD2	2.24	0.71
1:u:84:GLU:O	1:u:88:ILE:HG12	1.90	0.71
1:l:171:MET:HE1	1:l:300:TYR:CE2	2.26	0.71
1:H:258:PHE:HD2	1:H:268:LEU:HD13	1.54	0.71
1:u:206:GLU:N	1:u:206:GLU:OE1	2.24	0.71
1:2:57:GLN:NE2	1:2:152:ASP:OD1	2.24	0.71
1:2:314:ARG:NE	1:3:122:GLU:OE1	2.23	0.71
1:h:19:ASN:HA	1:h:22:ASN:HD21	1.55	0.71
1:j:314:ARG:NH1	1:k:122:GLU:OE2	2.22	0.71
1:v:290:SER:O	1:v:294:ILE:HG12	1.89	0.71
1:A:168:ASN:OD1	1:A:170:MET:N	2.23	0.71
1:M:363:ALA:O	1:M:367:GLN:NE2	2.23	0.71
1:S:335:ARG:NH2	1:T:73:SER:OG	2.24	0.71
1:I:101:ASN:ND2	1:T:67:ASN:OD1	2.20	0.71
1:K:37:LYS:NZ	1:K:336:ILE:O	2.23	0.71
1:V:170:MET:HE1	1:V:250:ASN:HD22	1.55	0.71
1:n:202:SER:HA	1:n:253:GLU:HG3	1.73	0.71
1:n:350:LYS:HE3	1:o:6:ASN:HA	1.73	0.71
1:3:295:ASP:HA	1:3:298:LEU:HD12	1.73	0.71
1:3:18:LEU:O	1:3:22:ASN:ND2	2.23	0.70
1:c:164:MET:HA	1:c:164:MET:HE3	1.73	0.70
1:q:128:GLU:OE1	1:q:165:ARG:NH1	2.23	0.70
1:x:272:LYS:HD2	1:x:273:LYS:N	2.06	0.70
1:D:325:ILE:O	1:D:329:VAL:HG23	1.91	0.70
1:P:177:GLN:OE1	1:P:244:GLN:NE2	2.25	0.70
1:c:101:ASN:O	1:c:104:ASN:ND2	2.24	0.70
1:z:30:GLU:OE2	1:z:39:ASN:ND2	2.23	0.70
1:h:18:LEU:O	1:h:22:ASN:ND2	2.25	0.70
1:w:206:GLU:OE2	1:w:206:GLU:N	2.22	0.70
1:I:69:ASN:HA	1:I:72:ILE:HD12	1.73	0.70
1:T:123:LEU:O	1:T:126:ILE:HG22	1.92	0.70
1:l:4:ASN:OD1	1:l:6:ASN:N	2.24	0.70
1:w:37:LYS:N	1:w:339:THR:HG23	2.06	0.70
1:l:177:GLN:OE1	1:l:177:GLN:N	2.24	0.70
1:T:138:LEU:HD12	1:T:164:MET:HG2	1.73	0.70
1:w:84:GLU:HA	1:w:87:ASN:ND2	2.07	0.70

Continued on next page...

Continued from previous page...

Atom-1	Atom-2	Interatomic distance (Å)	Clash overlap (Å)
1:x:232:LEU:HA	1:x:251:LYS:HD2	1.74	0.70
1:D:38:ILE:HG23	1:D:43:ASP:HB2	1.74	0.70
1:O:276:VAL:HA	1:O:279:ILE:HD11	1.74	0.70
1:F:65:VAL:HG13	1:F:319:ILE:HD11	1.73	0.70
1:N:234:LYS:HA	1:N:234:LYS:HE3	1.74	0.70
1:c:349:THR:O	1:c:353:ILE:HD12	1.92	0.70
1:u:290:SER:O	1:u:294:ILE:HG13	1.91	0.70
1:z:27:THR:O	1:z:31:ARG:HG2	1.91	0.70
1:z:79:GLU:HA	1:z:82:MET:HE3	1.73	0.70
1:F:199:LEU:HB3	1:F:256:VAL:HG23	1.73	0.69
1:I:338:ASP:OD1	1:I:339:THR:N	2.25	0.69
1:p:177:GLN:OE1	1:p:177:GLN:N	2.25	0.69
1:U:331:ALA:O	1:U:334:SER:OG	2.08	0.69
1:h:128:GLU:O	1:h:136:LYS:NZ	2.20	0.69
1:i:106:LYS:HA	1:i:106:LYS:HE2	1.73	0.69
1:n:162:LYS:HE2	1:n:304:HIS:ND1	2.08	0.69
1:o:290:SER:HA	1:o:293:ILE:HD12	1.74	0.69
1:w:179:GLU:OE2	1:w:179:GLU:N	2.23	0.69
1:x:326:ASN:O	1:x:330:ASN:ND2	2.25	0.69
1:M:112:ILE:O	1:M:116:VAL:HG23	1.92	0.69
1:h:160:GLU:OE2	1:h:162:LYS:NZ	2.26	0.69
1:2:288:GLN:O	1:q:153:ASN:ND2	2.24	0.69
1:3:122:GLU:O	1:3:126:ILE:HG13	1.93	0.69
1:J:239:GLN:HE22	1:J:283:SER:HB2	1.58	0.69
1:P:203:TYR:HB3	1:P:205:GLN:HE22	1.55	0.69
1:A:152:ASP:OD1	1:A:153:ASN:N	2.25	0.69
1:E:332:SER:O	1:E:336:ILE:HD12	1.92	0.69
1:U:290:SER:HA	1:U:293:ILE:HD12	1.75	0.69
1:i:25:GLN:HG2	1:i:29:MET:HE2	1.74	0.69
1:j:4:ASN:ND2	1:u:334:SER:OG	2.26	0.69
1:v:352:GLN:NE2	1:v:356:GLN:OE1	2.23	0.69
1:E:159:LEU:HD12	1:E:160:GLU:H	1.58	0.69
1:F:177:GLN:NE2	1:F:179:GLU:OE1	2.26	0.69
1:S:86:THR:HA	1:S:89:LEU:HD12	1.74	0.69
1:T:338:ASP:OD1	1:T:339:THR:N	2.25	0.69
1:h:177:GLN:OE1	1:h:177:GLN:N	2.26	0.69
1:j:16:ARG:NH1	1:u:324:ASN:OD1	2.26	0.69
1:m:55:ASN:OD1	1:m:333:LYS:NZ	2.26	0.69
1:p:101:ASN:OD1	1:p:102:GLY:N	2.25	0.69
1:z:177:GLN:OE1	1:z:177:GLN:N	2.26	0.69
1:z:223:ALA:HA	1:z:226:ILE:HD12	1.74	0.69

Continued on next page...

Continued from previous page...

Atom-1	Atom-2	Interatomic distance (Å)	Clash overlap (Å)
1:G:108:GLU:H	1:G:108:GLU:CD	2.01	0.69
1:H:219:ILE:HD12	1:H:222:LEU:HD23	1.74	0.69
1:I:223:ALA:HA	1:I:226:ILE:HD12	1.74	0.69
1:N:57:GLN:O	1:N:61:LEU:HD22	1.93	0.69
1:h:159:LEU:HD12	1:h:160:GLU:H	1.58	0.69
1:l:321:ASN:HA	1:m:84:GLU:OE1	1.92	0.69
1:L:106:LYS:HE3	1:L:106:LYS:HA	1.74	0.69
1:S:276:VAL:HA	1:S:279:ILE:HD11	1.73	0.69
1:A:325:ILE:O	1:A:329:VAL:HG23	1.93	0.68
1:E:201:ASP:OD1	1:E:207:GLN:NE2	2.26	0.68
1:F:218:ASP:OD2	1:F:219:ILE:N	2.26	0.68
1:N:57:GLN:HE22	1:O:133:GLY:HA2	1.58	0.68
1:1:184:LYS:HE3	1:1:184:LYS:HA	1.75	0.68
1:j:194:ASP:CG	1:j:261:GLY:H	2.01	0.68
1:t:65:VAL:HB	1:t:66:ARG:HH12	1.59	0.68
1:v:134:GLY:O	1:v:136:LYS:NZ	2.26	0.68
1:1:192:LYS:HD3	1:1:265:GLU:HG2	1.73	0.68
1:k:22:ASN:O	1:k:26:GLN:HG3	1.93	0.68
1:s:333:LYS:HA	1:s:336:ILE:HD12	1.73	0.68
1:1:57:GLN:O	1:1:61:LEU:HG	1.93	0.68
1:H:184:LYS:HG2	1:S:158:MET:HE3	1.74	0.68
1:H:325:ILE:O	1:H:329:VAL:HG23	1.93	0.68
1:S:122:GLU:HB2	1:c:314:ARG:HD2	1.75	0.68
1:c:94:ASP:O	1:c:98:GLN:NE2	2.26	0.68
1:p:302:ASP:HA	1:p:305:ARG:HG3	1.76	0.68
1:q:304:HIS:HA	1:q:307:GLU:HG2	1.74	0.68
1:L:112:ILE:O	1:L:116:VAL:HG23	1.93	0.68
1:P:325:ILE:O	1:P:329:VAL:HG23	1.93	0.68
1:m:122:GLU:OE1	1:m:125:ARG:NE	2.27	0.68
1:J:332:SER:O	1:J:336:ILE:HD12	1.94	0.68
1:o:177:GLN:OE1	1:o:177:GLN:N	2.26	0.68
1:E:84:GLU:HA	1:E:87:ASN:ND2	2.07	0.68
1:U:304:HIS:HA	1:U:307:GLU:HG2	1.74	0.68
1:V:212:SER:O	1:V:225:TYR:OH	2.10	0.68
1:i:208:GLU:N	1:i:208:GLU:OE2	2.26	0.68
1:m:84:GLU:HA	1:m:87:ASN:ND2	2.08	0.68
1:u:9:VAL:O	1:u:12:MET:HG2	1.93	0.68
1:v:122:GLU:O	1:v:126:ILE:HG13	1.93	0.68
1:w:161:LEU:C	1:w:162:LYS:HD3	2.19	0.68
1:z:128:GLU:OE2	1:z:165:ARG:NH1	2.27	0.68
1:I:88:ILE:O	1:I:92:MET:HG3	1.94	0.68

Continued on next page...

Continued from previous page...

Atom-1	Atom-2	Interatomic distance (Å)	Clash overlap (Å)
1:R:165:ARG:HB3	1:R:165:ARG:HH11	1.57	0.68
1:R:234:LYS:NZ	1:c:152:ASP:OD1	2.24	0.68
1:V:79:GLU:HA	1:V:82:MET:HG3	1.76	0.68
1:h:364:GLN:OE1	1:h:364:GLN:N	2.26	0.68
1:D:128:GLU:OE1	1:D:165:ARG:NH1	2.26	0.68
1:L:89:LEU:HA	1:L:92:MET:HG3	1.76	0.68
1:t:173:GLY:HA3	1:t:246:PHE:HE1	1.59	0.68
1:2:340:ASP:HB3	1:2:343:LYS:HZ2	1.59	0.67
1:3:55:ASN:OD1	1:3:59:ARG:NH2	2.27	0.67
1:p:84:GLU:O	1:p:88:ILE:HD12	1.94	0.67
1:v:332:SER:O	1:v:336:ILE:HD12	1.93	0.67
1:A:27:THR:O	1:A:31:ARG:HG3	1.94	0.67
1:I:101:ASN:OD1	1:I:102:GLY:N	2.27	0.67
1:K:125:ARG:O	1:K:129:THR:OG1	2.12	0.67
1:M:357:ALA:O	1:M:361:ILE:HG13	1.95	0.67
1:N:27:THR:O	1:N:31:ARG:HG3	1.95	0.67
1:N:332:SER:O	1:N:336:ILE:HD12	1.93	0.67
1:R:38:ILE:HG23	1:R:43:ASP:HB2	1.74	0.67
1:2:83:ASN:O	1:2:86:THR:OG1	2.11	0.67
1:Q:52:ASN:O	1:Q:56:VAL:HG23	1.94	0.67
1:s:296:ALA:HA	1:s:299:LYS:HD2	1.76	0.67
1:B:162:LYS:HE2	1:B:304:HIS:NE2	2.08	0.67
1:Q:177:GLN:OE1	1:Q:177:GLN:N	2.27	0.67
1:l:59:ARG:HD2	1:w:94:ASP:OD2	1.95	0.67
1:n:316:ASN:HA	1:n:319:ILE:HD12	1.75	0.67
1:u:219:ILE:HD11	1:u:243:LEU:HD12	1.75	0.67
1:A:149:ILE:HD12	1:A:315:PHE:CE2	2.30	0.67
1:C:290:SER:HA	1:C:293:ILE:HD12	1.75	0.67
1:Q:173:GLY:HA3	1:Q:246:PHE:HE2	1.60	0.67
1:x:52:ASN:O	1:x:56:VAL:HG23	1.94	0.67
1:3:62:ASP:OD2	1:3:326:ASN:ND2	2.28	0.67
1:3:316:ASN:HA	1:3:319:ILE:HG22	1.74	0.67
1:B:93:ARG:NH1	1:B:295:ASP:OD1	2.28	0.67
1:H:91:ARG:HH12	1:H:95:LEU:HD21	1.58	0.67
1:I:304:HIS:HA	1:I:307:GLU:OE2	1.94	0.67
1:h:201:ASP:OD2	1:h:205:GLN:NE2	2.27	0.67
1:2:122:GLU:O	1:2:126:ILE:HG13	1.95	0.67
1:2:223:ALA:HA	1:2:226:ILE:HD12	1.76	0.67
1:I:190:GLU:CD	1:I:191:GLY:H	2.02	0.67
1:R:315:PHE:O	1:R:319:ILE:HG13	1.94	0.67
1:c:38:ILE:HG23	1:c:43:ASP:HB2	1.76	0.67

Continued on next page...

Continued from previous page...

Atom-1	Atom-2	Interatomic distance (Å)	Clash overlap (Å)
1:j:290:SER:O	1:j:294:ILE:HG12	1.94	0.67
1:N:150:GLY:HA3	1:N:155:GLU:HB2	1.76	0.67
1:m:61:LEU:HD23	1:m:151:ALA:HB2	1.75	0.67
1:t:101:ASN:OD1	1:t:103:SER:N	2.22	0.67
1:J:248:GLY:HA3	1:J:251:LYS:HZ3	1.59	0.67
1:N:249:ASN:HD21	1:N:273:LYS:NZ	1.92	0.67
1:i:93:ARG:NH1	1:i:295:ASP:OD1	2.28	0.67
1:o:38:ILE:HG23	1:o:43:ASP:HB2	1.76	0.67
1:t:173:GLY:HA3	1:t:246:PHE:CE1	2.30	0.67
1:u:251:LYS:HE3	1:u:252:VAL:HG23	1.75	0.67
1:1:123:LEU:HA	1:1:126:ILE:HD12	1.77	0.67
1:A:150:GLY:HA3	1:A:155:GLU:HB2	1.76	0.67
1:Q:2:ALA:N	1:R:19:ASN:OD1	2.28	0.67
1:s:109:ARG:HB3	1:s:282:THR:HA	1.75	0.67
1:l:153:ASN:ND2	1:w:288:GLN:O	2.28	0.66
1:m:273:LYS:HD3	1:m:273:LYS:N	2.10	0.66
1:1:325:ILE:O	1:1:329:VAL:HG23	1.95	0.66
1:p:373:LEU:O	1:p:376:LEU:HG	1.94	0.66
1:v:109:ARG:HA	1:v:112:ILE:HD12	1.76	0.66
1:E:276:VAL:O	1:E:279:ILE:HG12	1.94	0.66
1:J:314:ARG:NE	1:K:122:GLU:OE1	2.26	0.66
1:U:335:ARG:HB3	1:V:69:ASN:HD21	1.59	0.66
1:i:101:ASN:OD1	1:i:102:GLY:N	2.28	0.66
1:j:61:LEU:HD12	1:j:322:LEU:HD12	1.76	0.66
1:p:194:ASP:OD1	1:p:195:LEU:N	2.28	0.66
1:q:15:GLN:O	1:q:19:ASN:ND2	2.29	0.66
1:u:27:THR:O	1:u:31:ARG:HG3	1.96	0.66
1:2:358:SER:HA	1:2:361:ILE:HD12	1.77	0.66
1:J:25:GLN:NE2	1:J:29:MET:HE3	2.10	0.66
1:J:247:ALA:HB1	1:J:252:VAL:HG11	1.77	0.66
1:B:325:ILE:O	1:B:329:VAL:HG12	1.96	0.66
1:J:184:LYS:HD3	1:U:158:MET:HE1	1.76	0.66
1:n:92:MET:HA	1:n:95:LEU:HD12	1.77	0.66
1:B:179:GLU:N	1:B:179:GLU:OE2	2.26	0.66
1:G:319:ILE:HA	1:G:322:LEU:HD12	1.77	0.66
1:R:54:LEU:HD12	1:R:329:VAL:HG13	1.76	0.66
1:T:85:THR:HG23	1:T:123:LEU:HD11	1.76	0.66
1:p:6:ASN:HA	1:z:350:LYS:NZ	2.10	0.66
1:w:304:HIS:HA	1:w:307:GLU:HG2	1.78	0.66
1:z:58:SER:HA	1:z:61:LEU:HD23	1.76	0.66
1:P:9:VAL:HA	1:P:12:MET:HE3	1.77	0.66

Continued on next page...

Continued from previous page...

Atom-1	Atom-2	Interatomic distance (Å)	Clash overlap (Å)
1:t:29:MET:HG2	1:t:348:MET:HE1	1.77	0.66
1:1:349:THR:O	1:1:353:ILE:HG13	1.95	0.66
1:A:218:ASP:OD1	1:A:219:ILE:N	2.29	0.66
1:B:223:ALA:HA	1:B:226:ILE:HD12	1.77	0.66
1:U:169:LYS:HD3	1:U:169:LYS:N	2.10	0.66
1:U:325:ILE:O	1:U:329:VAL:HG22	1.96	0.66
1:r:162:LYS:N	1:r:162:LYS:HD3	2.11	0.66
1:1:221:GLU:N	1:1:221:GLU:OE2	2.28	0.66
1:2:170:MET:HB3	1:2:300:TYR:CE1	2.31	0.66
1:I:112:ILE:O	1:I:116:VAL:HG23	1.96	0.66
1:s:295:ASP:OD2	1:s:296:ALA:N	2.28	0.66
1:N:231:ASP:HA	1:N:234:LYS:HZ3	1.61	0.65
1:o:54:LEU:HD12	1:o:329:VAL:HG13	1.77	0.65
1:w:29:MET:O	1:w:32:LEU:HG	1.96	0.65
1:z:289:GLU:O	1:z:293:ILE:HG13	1.96	0.65
1:Q:152:ASP:OD1	1:Q:153:ASN:N	2.25	0.65
1:h:222:LEU:O	1:h:226:ILE:HG13	1.96	0.65
1:o:179:GLU:OE1	1:o:179:GLU:N	2.26	0.65
1:w:315:PHE:O	1:w:319:ILE:HD12	1.95	0.65
1:z:86:THR:HA	1:z:89:LEU:HD12	1.77	0.65
1:z:92:MET:HA	1:z:95:LEU:HD12	1.76	0.65
1:A:162:LYS:HG3	1:A:304:HIS:CE1	2.31	0.65
1:R:38:ILE:O	1:R:337:LYS:NZ	2.29	0.65
1:t:223:ALA:HA	1:t:226:ILE:HD12	1.77	0.65
1:x:315:PHE:O	1:x:319:ILE:HG13	1.95	0.65
1:H:290:SER:O	1:H:294:ILE:HG13	1.96	0.65
1:N:301:VAL:HA	1:N:304:HIS:HD2	1.60	0.65
1:P:335:ARG:HD2	1:Q:69:ASN:HB3	1.78	0.65
1:V:106:LYS:HA	1:V:106:LYS:HE2	1.78	0.65
1:n:46:ALA:O	1:n:50:ILE:HG13	1.96	0.65
1:1:208:GLU:N	1:1:208:GLU:OE2	2.29	0.65
1:3:82:MET:HE1	1:3:308:LEU:HD11	1.78	0.65
1:H:158:MET:HE3	1:H:159:LEU:H	1.60	0.65
1:L:4:ASN:OD1	1:L:6:ASN:N	2.29	0.65
1:O:219:ILE:HD11	1:O:243:LEU:HD21	1.77	0.65
1:S:350:LYS:O	1:S:354:LEU:HD12	1.97	0.65
1:V:111:ALA:HA	1:V:114:GLU:OE1	1.97	0.65
1:3:58:SER:HA	1:3:61:LEU:HD12	1.76	0.65
1:M:244:GLN:HE22	1:M:246:PHE:HB2	1.61	0.65
1:R:157:VAL:HG21	1:R:314:ARG:HH21	1.61	0.65
1:i:325:ILE:O	1:i:329:VAL:HG12	1.97	0.65

Continued on next page...

Continued from previous page...

Atom-1	Atom-2	Interatomic distance (Å)	Clash overlap (Å)
1:k:65:VAL:HG13	1:k:319:ILE:HD11	1.77	0.65
1:l:375:LEU:O	1:m:366:LYS:NZ	2.29	0.65
1:o:109:ARG:HB3	1:o:282:THR:HA	1.79	0.65
1:o:168:ASN:ND2	1:o:300:TYR:OH	2.29	0.65
1:q:247:ALA:HB1	1:q:252:VAL:HG11	1.78	0.65
1:r:10:SER:O	1:r:13:THR:OG1	2.13	0.65
1:s:18:LEU:O	1:s:22:ASN:ND2	2.29	0.65
1:w:37:LYS:NZ	1:w:340:ASP:H	1.95	0.65
1:x:270:GLU:OE2	1:x:271:GLY:N	2.29	0.65
1:T:325:ILE:O	1:T:329:VAL:HG23	1.95	0.65
1:u:290:SER:HA	1:u:293:ILE:HD12	1.79	0.65
1:z:46:ALA:O	1:z:50:ILE:HG12	1.96	0.65
1:A:220:GLU:O	1:A:224:THR:HG23	1.96	0.65
1:M:108:GLU:N	1:M:108:GLU:OE1	2.30	0.65
1:h:270:GLU:OE2	1:h:271:GLY:N	2.29	0.65
1:p:163:ASP:HB3	1:p:168:ASN:HD22	1.61	0.65
1:t:231:ASP:OD2	1:t:251:LYS:NZ	2.29	0.65
1:1:312:GLN:NE2	1:p:42:LYS:HE2	2.12	0.65
1:3:300:TYR:O	1:3:303:SER:OG	2.14	0.65
1:H:178:ALA:HB3	1:H:242:LYS:HB3	1.79	0.65
1:I:202:SER:HA	1:I:253:GLU:HG3	1.79	0.65
1:J:302:ASP:OD2	1:U:52:ASN:ND2	2.29	0.65
1:h:52:ASN:O	1:h:56:VAL:HG23	1.96	0.65
1:j:219:ILE:HD11	1:j:243:LEU:HD13	1.78	0.65
1:n:61:LEU:HD21	1:n:325:ILE:HG22	1.77	0.65
1:s:53:ARG:NH2	1:t:133:GLY:O	2.29	0.65
1:B:105:SER:OG	1:B:106:LYS:N	2.30	0.65
1:O:163:ASP:O	1:O:300:TYR:OH	2.14	0.65
1:S:223:ALA:HA	1:S:226:ILE:HD12	1.78	0.65
1:T:223:ALA:HA	1:T:226:ILE:HD12	1.79	0.65
1:n:300:TYR:O	1:n:303:SER:OG	2.15	0.65
1:w:157:VAL:HG11	1:w:314:ARG:NH2	2.13	0.65
1:1:337:LYS:HA	1:1:337:LYS:HE3	1.79	0.64
1:I:84:GLU:O	1:I:88:ILE:HG12	1.97	0.64
1:M:25:GLN:O	1:M:29:MET:HG3	1.97	0.64
1:l:9:VAL:HA	1:l:12:MET:HE3	1.78	0.64
1:n:192:LYS:HE2	1:n:192:LYS:HA	1.78	0.64
1:s:198:ASN:ND2	1:s:206:GLU:OE2	2.29	0.64
1:M:121:ASP:HA	1:M:124:ASN:ND2	2.13	0.64
1:N:203:TYR:HD2	1:N:205:GLN:HE21	1.44	0.64
1:Q:195:LEU:HB2	1:Q:262:LEU:HD23	1.79	0.64

Continued on next page...

Continued from previous page...

Atom-1	Atom-2	Interatomic distance (Å)	Clash overlap (Å)
1:v:349:THR:O	1:v:353:ILE:HG13	1.97	0.64
1:3:30:GLU:OE2	1:3:39:ASN:ND2	2.31	0.64
1:C:84:GLU:O	1:C:88:ILE:HG12	1.98	0.64
1:O:84:GLU:O	1:O:88:ILE:HG12	1.98	0.64
1:S:139:ASN:OD1	1:S:141:THR:HG22	1.97	0.64
1:k:173:GLY:HA3	1:k:246:PHE:CZ	2.32	0.64
1:x:149:ILE:HG21	1:x:315:PHE:HE2	1.61	0.64
1:A:198:ASN:ND2	1:A:208:GLU:OE1	2.29	0.64
1:C:321:ASN:O	1:C:325:ILE:HD12	1.98	0.64
1:L:92:MET:HE3	1:L:119:LEU:HB2	1.79	0.64
1:S:58:SER:HA	1:S:61:LEU:HD12	1.78	0.64
1:h:218:ASP:OD1	1:h:219:ILE:N	2.30	0.64
1:h:340:ASP:OD2	1:h:343:LYS:NZ	2.30	0.64
1:q:257:GLU:N	1:q:257:GLU:OE2	2.30	0.64
1:I:6:ASN:HA	1:o:350:LYS:HE3	1.78	0.64
1:K:291:VAL:HA	1:K:294:ILE:HD12	1.79	0.64
1:r:52:ASN:O	1:r:56:VAL:HG23	1.98	0.64
1:s:325:ILE:O	1:s:329:VAL:HG22	1.97	0.64
1:z:173:GLY:HA3	1:z:246:PHE:HE1	1.62	0.64
1:B:289:GLU:O	1:B:293:ILE:HG13	1.97	0.64
1:D:163:ASP:C	1:D:164:MET:HE2	2.21	0.64
1:G:177:GLN:N	1:G:177:GLN:OE1	2.30	0.64
1:P:226:ILE:HA	1:P:229:GLN:NE2	2.13	0.64
1:S:176:TYR:HB3	1:S:268:LEU:HD11	1.78	0.64
1:s:246:PHE:CE1	1:s:293:ILE:HG13	2.33	0.64
1:w:37:LYS:NZ	1:w:339:THR:HA	2.13	0.64
1:z:243:LEU:HD13	1:z:266:LEU:HD11	1.78	0.64
1:z:350:LYS:HA	1:z:353:ILE:HD12	1.79	0.64
1:N:226:ILE:HA	1:N:229:GLN:HG2	1.80	0.64
1:i:108:GLU:O	1:i:112:ILE:HG13	1.96	0.64
1:m:160:GLU:OE2	1:m:160:GLU:N	2.30	0.64
1:p:15:GLN:HE22	1:z:343:LYS:NZ	1.96	0.64
1:s:246:PHE:HE1	1:s:293:ILE:HG13	1.63	0.64
1:v:169:LYS:HD3	1:v:169:LYS:H	1.62	0.64
1:F:261:GLY:O	1:F:264:GLY:N	2.30	0.64
1:M:346:THR:O	1:M:349:THR:OG1	2.16	0.64
1:O:332:SER:O	1:O:336:ILE:HD12	1.98	0.64
1:T:25:GLN:HG2	1:T:29:MET:HE2	1.78	0.64
1:h:314:ARG:NE	1:i:122:GLU:OE2	2.25	0.64
1:x:290:SER:HA	1:x:293:ILE:HD12	1.80	0.64
1:1:187:ASN:ND2	1:1:216:GLY:O	2.31	0.64

Continued on next page...

Continued from previous page...

Atom-1	Atom-2	Interatomic distance (Å)	Clash overlap (Å)
1:H:6:ASN:HD22	1:H:6:ASN:N	1.95	0.64
1:L:338:ASP:OD2	1:L:339:THR:N	2.31	0.64
1:M:338:ASP:OD1	1:M:339:THR:N	2.30	0.64
1:P:193:ASN:ND2	1:P:213:ALA:O	2.31	0.64
1:c:290:SER:HA	1:c:293:ILE:HG12	1.79	0.64
1:w:69:ASN:O	1:w:72:ILE:HG22	1.97	0.64
1:2:340:ASP:HB3	1:2:343:LYS:NZ	2.12	0.64
1:B:220:GLU:OE1	1:B:220:GLU:N	2.29	0.64
1:C:179:GLU:O	1:C:242:LYS:NZ	2.31	0.64
1:C:223:ALA:HA	1:C:226:ILE:HD12	1.80	0.64
1:E:291:VAL:HA	1:E:294:ILE:HD12	1.81	0.64
1:F:290:SER:HA	1:F:293:ILE:HD12	1.80	0.64
1:I:67:ASN:OD1	1:p:101:ASN:HB2	1.98	0.64
1:J:37:LYS:HE3	1:J:339:THR:HA	1.78	0.64
1:P:55:ASN:O	1:P:59:ARG:HG2	1.98	0.64
1:n:196:LYS:HE3	1:n:210:ASN:OD1	1.97	0.64
1:q:202:SER:HA	1:q:253:GLU:HG2	1.79	0.64
1:2:57:GLN:O	1:2:61:LEU:HG	1.97	0.63
1:2:295:ASP:HA	1:2:298:LEU:HD12	1.79	0.63
1:E:125:ARG:O	1:E:129:THR:HG23	1.98	0.63
1:m:112:ILE:O	1:m:116:VAL:HG23	1.98	0.63
1:n:291:VAL:HA	1:n:294:ILE:HD12	1.80	0.63
1:t:190:GLU:HA	1:t:193:ASN:HD21	1.64	0.63
1:w:342:ALA:O	1:w:345:THR:HG22	1.98	0.63
1:H:25:GLN:HG2	1:H:29:MET:HE2	1.81	0.63
1:J:350:LYS:HD3	1:V:6:ASN:HB2	1.80	0.63
1:M:255:GLU:OE2	1:M:256:VAL:N	2.32	0.63
1:q:61:LEU:HD23	1:q:151:ALA:HB2	1.79	0.63
1:w:163:ASP:C	1:w:164:MET:HE2	2.24	0.63
1:F:276:VAL:O	1:F:279:ILE:HG12	1.99	0.63
1:J:273:LYS:HD3	1:J:273:LYS:N	2.13	0.63
1:U:222:LEU:O	1:U:226:ILE:HG12	1.98	0.63
1:c:299:LYS:HA	1:c:299:LYS:HE3	1.79	0.63
1:z:345:THR:O	1:z:349:THR:HG23	1.97	0.63
1:F:154:GLY:HA3	1:m:227:ASN:ND2	2.13	0.63
1:K:30:GLU:OE2	1:K:39:ASN:ND2	2.32	0.63
1:O:221:GLU:OE1	1:P:121:ASP:HB2	1.99	0.63
1:k:332:SER:O	1:k:336:ILE:HD12	1.98	0.63
1:p:173:GLY:HA3	1:p:246:PHE:CE2	2.34	0.63
1:v:195:LEU:HB2	1:v:262:LEU:HD12	1.79	0.63
1:l:26:GLN:HG3	1:z:10:SER:HB3	1.79	0.63

Continued on next page...

Continued from previous page...

Atom-1	Atom-2	Interatomic distance (Å)	Clash overlap (Å)
1:3:19:ASN:HA	1:3:22:ASN:HD21	1.63	0.63
1:I:177:GLN:OE1	1:I:177:GLN:N	2.31	0.63
1:J:83:ASN:O	1:J:86:THR:OG1	2.16	0.63
1:K:332:SER:O	1:K:336:ILE:HD12	1.99	0.63
1:R:190:GLU:HA	1:R:193:ASN:ND2	2.14	0.63
1:U:314:ARG:NE	1:V:122:GLU:OE1	2.30	0.63
1:j:27:THR:O	1:j:31:ARG:HG2	1.98	0.63
1:k:373:LEU:HB2	1:u:353:ILE:HG23	1.81	0.63
1:m:290:SER:HA	1:m:293:ILE:HD12	1.80	0.63
1:o:148:GLN:NE2	1:o:150:GLY:O	2.32	0.63
1:t:290:SER:HA	1:t:293:ILE:HD12	1.81	0.63
1:v:25:GLN:O	1:v:29:MET:HG3	1.97	0.63
1:2:138:LEU:HD13	1:2:164:MET:HG3	1.80	0.63
1:O:159:LEU:HD12	1:O:160:GLU:H	1.63	0.63
1:c:46:ALA:O	1:c:50:ILE:HG13	1.98	0.63
1:E:288:GLN:NE2	1:P:154:GLY:H	1.96	0.63
1:E:315:PHE:O	1:E:319:ILE:HG13	1.99	0.63
1:U:248:GLY:H	1:U:251:LYS:HE2	1.64	0.63
1:U:321:ASN:O	1:U:325:ILE:HG12	1.98	0.63
1:l:218:ASP:OD2	1:l:219:ILE:N	2.32	0.63
1:x:318:ALA:O	1:x:322:LEU:HG	1.98	0.63
1:K:222:LEU:O	1:K:226:ILE:HG12	1.99	0.63
1:O:105:SER:OG	1:O:108:GLU:OE1	2.12	0.63
1:p:5:VAL:HG12	1:p:6:ASN:H	1.64	0.63
1:p:109:ARG:HA	1:p:112:ILE:HD12	1.79	0.63
1:t:257:GLU:OE2	1:t:257:GLU:N	2.32	0.63
1:z:166:SER:HB2	1:z:276:VAL:HB	1.80	0.63
1:C:52:ASN:O	1:C:56:VAL:HG23	1.99	0.63
1:U:198:ASN:HB3	1:U:257:GLU:HB3	1.80	0.63
1:h:53:ARG:NH1	1:i:133:GLY:O	2.32	0.63
1:i:273:LYS:NZ	1:i:275:THR:HG23	2.11	0.63
1:k:46:ALA:O	1:k:50:ILE:HG12	1.99	0.63
1:o:73:SER:O	1:o:77:THR:HG23	1.99	0.63
1:u:302:ASP:HA	1:u:305:ARG:HG3	1.80	0.63
1:v:12:MET:SD	1:v:16:ARG:NE	2.71	0.63
1:w:178:ALA:HB2	1:w:268:LEU:HD23	1.80	0.63
1:M:158:MET:HA	1:M:158:MET:HE2	1.81	0.62
1:N:307:GLU:OE2	1:N:308:LEU:HD23	1.98	0.62
1:c:108:GLU:OE2	1:c:108:GLU:N	2.31	0.62
1:p:93:ARG:HG3	1:p:294:ILE:HG21	1.80	0.62
1:q:9:VAL:HA	1:q:12:MET:HE3	1.80	0.62

Continued on next page...

Continued from previous page...

Atom-1	Atom-2	Interatomic distance (Å)	Clash overlap (Å)
1:u:109:ARG:HA	1:u:112:ILE:HD12	1.80	0.62
1:2:169:LYS:HB3	1:2:170:MET:HE2	1.81	0.62
1:B:159:LEU:HD12	1:B:160:GLU:H	1.64	0.62
1:G:93:ARG:NH2	1:R:152:ASP:OD1	2.32	0.62
1:M:289:GLU:O	1:M:293:ILE:HG13	2.00	0.62
1:N:231:ASP:HA	1:N:234:LYS:NZ	2.14	0.62
1:Q:142:HIS:CD2	1:Q:161:LEU:HB2	2.34	0.62
1:w:162:LYS:HD3	1:w:162:LYS:N	2.14	0.62
1:D:6:ASN:O	1:j:350:LYS:NZ	2.30	0.62
1:F:152:ASP:OD1	1:m:93:ARG:NH2	2.28	0.62
1:H:115:GLU:OE2	1:R:313:ASN:ND2	2.29	0.62
1:J:128:GLU:OE1	1:J:165:ARG:NH1	2.33	0.62
1:t:29:MET:CG	1:t:348:MET:HE1	2.28	0.62
1:t:184:LYS:NZ	1:t:218:ASP:OD2	2.23	0.62
1:z:332:SER:HA	1:z:335:ARG:NH1	2.14	0.62
1:z:343:LYS:HA	1:z:343:LYS:HE3	1.81	0.62
1:3:219:ILE:HG23	1:3:237:VAL:HG21	1.82	0.62
1:C:349:THR:O	1:C:353:ILE:HG12	2.00	0.62
1:P:143:GLY:HA3	1:P:145:LYS:HE3	1.81	0.62
1:V:159:LEU:HD11	1:V:161:LEU:HD21	1.80	0.62
1:l:357:ALA:O	1:l:361:ILE:HG12	1.99	0.62
1:t:343:LYS:HA	1:t:343:LYS:HE3	1.81	0.62
1:u:46:ALA:O	1:u:50:ILE:HG13	1.98	0.62
1:u:361:ILE:HD12	1:v:29:MET:HB3	1.81	0.62
1:C:69:ASN:O	1:C:72:ILE:HG22	1.99	0.62
1:N:4:ASN:C	1:N:4:ASN:HD22	2.07	0.62
1:V:137:LEU:HD11	1:V:161:LEU:HD12	1.82	0.62
1:c:25:GLN:HG2	1:c:29:MET:CE	2.29	0.62
1:q:368:ALA:O	1:q:371:SER:OG	2.17	0.62
1:z:8:ASN:OD1	1:z:10:SER:OG	2.13	0.62
1:1:304:HIS:HA	1:1:307:GLU:HG2	1.81	0.62
1:B:276:VAL:O	1:B:279:ILE:HG12	2.00	0.62
1:G:222:LEU:O	1:G:226:ILE:HD12	1.99	0.62
1:G:289:GLU:O	1:G:293:ILE:HG13	2.00	0.62
1:U:88:ILE:O	1:U:92:MET:HG3	2.00	0.62
1:3:142:HIS:CG	1:3:143:GLY:H	2.17	0.62
1:F:54:LEU:HD12	1:F:329:VAL:HG13	1.82	0.62
1:J:176:TYR:OH	1:J:255:GLU:OE1	2.12	0.62
1:K:194:ASP:HB2	1:K:196:LYS:NZ	2.14	0.62
1:M:195:LEU:HB2	1:M:262:LEU:HD12	1.82	0.62
1:R:93:ARG:NH2	1:c:151:ALA:O	2.33	0.62

Continued on next page...

Continued from previous page...

Atom-1	Atom-2	Interatomic distance (Å)	Clash overlap (Å)
1:h:239:GLN:OE1	1:h:284:VAL:HB	1.98	0.62
1:v:262:LEU:HA	1:v:265:GLU:HB2	1.82	0.62
1:1:30:GLU:OE2	1:1:39:ASN:ND2	2.30	0.62
1:E:128:GLU:OE2	1:E:165:ARG:NH1	2.32	0.62
1:R:179:GLU:OE1	1:R:179:GLU:N	2.33	0.62
1:R:222:LEU:O	1:R:226:ILE:HG13	1.99	0.62
1:c:54:LEU:HD12	1:c:329:VAL:HG13	1.82	0.62
1:k:55:ASN:OD1	1:k:56:VAL:N	2.33	0.62
1:m:30:GLU:OE1	1:m:39:ASN:ND2	2.32	0.62
1:t:47:GLY:HA2	1:t:50:ILE:HD12	1.82	0.62
1:u:318:ALA:O	1:u:322:LEU:HD22	1.99	0.62
1:x:196:LYS:HZ3	1:x:260:GLY:HA3	1.65	0.62
1:C:316:ASN:HA	1:C:319:ILE:HD12	1.81	0.62
1:K:350:LYS:O	1:K:354:LEU:HG	2.00	0.62
1:U:235:ALA:HB1	1:U:243:LEU:HD11	1.81	0.62
1:c:162:LYS:HG3	1:c:304:HIS:CE1	2.34	0.62
1:m:170:MET:HB3	1:m:300:TYR:CE1	2.35	0.62
1:B:190:GLU:OE1	1:B:193:ASN:ND2	2.33	0.62
1:F:280:ASP:OD2	1:F:281:VAL:N	2.33	0.62
1:M:50:ILE:O	1:M:54:LEU:HG	2.00	0.62
1:T:120:ASN:C	1:T:120:ASN:HD22	2.08	0.62
1:i:177:GLN:OE1	1:i:177:GLN:N	2.33	0.62
1:q:331:ALA:HB1	1:q:335:ARG:HH12	1.64	0.62
1:u:88:ILE:O	1:u:92:MET:HG3	2.00	0.62
1:2:162:LYS:HZ3	1:2:304:HIS:HB3	1.65	0.61
1:K:38:ILE:HD11	1:K:48:LEU:HB2	1.82	0.61
1:R:169:LYS:HA	1:R:169:LYS:HE3	1.82	0.61
1:S:113:GLN:NE2	1:S:280:ASP:HA	2.15	0.61
1:j:375:LEU:O	1:k:366:LYS:NZ	2.33	0.61
1:l:170:MET:HE2	1:l:170:MET:HA	1.81	0.61
1:q:148:GLN:NE2	1:q:153:ASN:OD1	2.33	0.61
1:w:335:ARG:HD2	1:x:69:ASN:HB3	1.81	0.61
1:x:29:MET:HE1	1:x:348:MET:HG3	1.82	0.61
1:H:168:ASN:O	1:H:171:MET:HB2	2.00	0.61
1:M:315:PHE:O	1:M:319:ILE:HG13	1.99	0.61
1:Q:273:LYS:HD3	1:Q:273:LYS:N	2.14	0.61
1:w:219:ILE:HG23	1:w:220:GLU:OE2	1.99	0.61
1:x:208:GLU:N	1:x:208:GLU:OE2	2.34	0.61
1:1:290:SER:HA	1:1:293:ILE:HD12	1.81	0.61
1:D:201:ASP:OD2	1:D:202:SER:N	2.33	0.61
1:J:120:ASN:HD21	1:J:277:ASP:HA	1.66	0.61

Continued on next page...

Continued from previous page...

Atom-1	Atom-2	Interatomic distance (Å)	Clash overlap (Å)
1:L:177:GLN:OE1	1:L:178:ALA:N	2.34	0.61
1:T:84:GLU:O	1:T:88:ILE:HG13	2.00	0.61
1:p:325:ILE:O	1:p:329:VAL:HG23	2.00	0.61
1:r:170:MET:SD	1:r:250:ASN:HB3	2.39	0.61
1:B:108:GLU:O	1:B:112:ILE:HG13	2.00	0.61
1:J:61:LEU:HD23	1:J:151:ALA:HB2	1.81	0.61
1:m:279:ILE:HB	1:m:290:SER:OG	2.00	0.61
1:v:69:ASN:O	1:v:72:ILE:HG22	2.01	0.61
1:2:276:VAL:O	1:2:279:ILE:HG12	1.99	0.61
1:H:46:ALA:O	1:H:50:ILE:HG13	2.00	0.61
1:L:162:LYS:HG2	1:L:304:HIS:CE1	2.34	0.61
1:U:276:VAL:O	1:U:279:ILE:HG12	2.00	0.61
1:i:122:GLU:OE1	1:i:125:ARG:NE	2.27	0.61
1:n:277:ASP:OD1	1:n:277:ASP:N	2.31	0.61
1:s:222:LEU:O	1:s:226:ILE:HG13	2.01	0.61
1:u:52:ASN:O	1:u:56:VAL:HG23	2.01	0.61
1:z:55:ASN:O	1:z:59:ARG:HG3	2.01	0.61
1:z:201:ASP:OD1	1:z:207:GLN:NE2	2.33	0.61
1:3:318:ALA:O	1:3:322:LEU:HG	2.00	0.61
1:J:169:LYS:HD3	1:J:169:LYS:H	1.65	0.61
1:L:31:ARG:NH2	1:L:37:LYS:O	2.33	0.61
1:M:321:ASN:O	1:M:325:ILE:HG12	2.01	0.61
1:P:149:ILE:HD11	1:Q:125:ARG:HH12	1.64	0.61
1:q:82:MET:HE3	1:q:305:ARG:HG2	1.81	0.61
1:s:122:GLU:OE1	1:s:125:ARG:NE	2.34	0.61
1:C:325:ILE:O	1:C:329:VAL:HG23	2.01	0.61
1:D:272:LYS:N	1:D:272:LYS:HD3	2.15	0.61
1:E:218:ASP:OD1	1:E:219:ILE:N	2.33	0.61
1:G:231:ASP:N	1:G:231:ASP:OD2	2.32	0.61
1:Q:170:MET:HA	1:Q:170:MET:HE3	1.82	0.61
1:R:256:VAL:HG12	1:R:258:PHE:CE1	2.35	0.61
1:i:158:MET:HE1	1:i:160:GLU:HB2	1.81	0.61
1:j:162:LYS:HE2	1:j:304:HIS:CE1	2.36	0.61
1:3:83:ASN:CA	1:3:305:ARG:HH12	2.13	0.61
1:E:344:GLU:OE2	1:E:344:GLU:N	2.24	0.61
1:F:84:GLU:O	1:F:88:ILE:HG12	2.01	0.61
1:M:165:ARG:NE	1:M:167:ASP:OD1	2.33	0.61
1:S:108:GLU:O	1:S:112:ILE:HG13	2.01	0.61
1:s:148:GLN:NE2	1:s:150:GLY:O	2.28	0.61
1:1:159:LEU:HD12	1:1:311:PHE:CZ	2.36	0.61
1:A:222:LEU:O	1:A:226:ILE:HG13	2.01	0.61

Continued on next page...

Continued from previous page...

Atom-1	Atom-2	Interatomic distance (Å)	Clash overlap (Å)
1:E:171:MET:HA	1:E:171:MET:HE3	1.83	0.61
1:H:349:THR:O	1:H:353:ILE:HG12	2.00	0.61
1:I:325:ILE:O	1:I:329:VAL:HG23	2.00	0.61
1:V:312:GLN:O	1:V:316:ASN:ND2	2.33	0.61
1:s:92:MET:HG2	1:s:119:LEU:HD12	1.83	0.61
1:l:68:ALA:O	1:l:72:ILE:HG12	2.01	0.61
1:2:17:TYR:OH	1:3:30:GLU:OE1	2.17	0.61
1:2:52:ASN:O	1:2:56:VAL:HG23	2.00	0.61
1:A:158:MET:HG3	1:h:184:LYS:HE3	1.83	0.61
1:G:277:ASP:N	1:G:277:ASP:OD1	2.31	0.61
1:P:86:THR:HG22	1:P:301:VAL:HG11	1.83	0.61
1:U:168:ASN:OD1	1:U:171:MET:N	2.25	0.61
1:l:5:VAL:HB	1:w:341:PHE:CE1	2.36	0.61
1:l:86:THR:OG1	1:l:305:ARG:NH2	2.34	0.60
1:J:196:LYS:O	1:J:197:ILE:HD13	2.01	0.60
1:N:108:GLU:O	1:N:112:ILE:HG12	2.00	0.60
1:O:159:LEU:HD12	1:O:160:GLU:N	2.15	0.60
1:c:246:PHE:CE1	1:c:293:ILE:HD13	2.35	0.60
1:2:46:ALA:O	1:2:50:ILE:HG13	2.01	0.60
1:2:221:GLU:N	1:2:221:GLU:OE2	2.34	0.60
1:3:170:MET:HG3	1:3:249:ASN:ND2	2.16	0.60
1:A:5:VAL:HG13	1:K:353:ILE:HD11	1.83	0.60
1:D:162:LYS:HD3	1:D:162:LYS:N	2.16	0.60
1:L:324:ASN:ND2	1:M:84:GLU:OE2	2.34	0.60
1:Q:106:LYS:HA	1:Q:106:LYS:HE3	1.83	0.60
1:k:331:ALA:O	1:k:334:SER:OG	2.17	0.60
1:v:138:LEU:HD12	1:v:164:MET:HG3	1.81	0.60
1:A:149:ILE:O	1:A:149:ILE:HG12	2.02	0.60
1:C:243:LEU:HD12	1:C:244:GLN:H	1.65	0.60
1:H:338:ASP:OD2	1:H:339:THR:N	2.34	0.60
1:V:196:LYS:HB3	1:V:208:GLU:OE2	2.02	0.60
1:q:25:GLN:O	1:q:29:MET:HG3	2.01	0.60
1:t:108:GLU:H	1:t:108:GLU:CD	2.08	0.60
1:w:197:ILE:HG22	1:w:209:ILE:HB	1.83	0.60
1:2:313:ASN:HA	1:2:316:ASN:ND2	2.16	0.60
1:N:104:ASN:O	1:N:109:ARG:NH2	2.34	0.60
1:S:50:ILE:O	1:S:54:LEU:HG	2.01	0.60
1:i:93:ARG:HG2	1:i:294:ILE:HG21	1.83	0.60
1:n:164:MET:HE2	1:n:164:MET:HA	1.83	0.60
1:u:314:ARG:NE	1:v:122:GLU:OE1	2.34	0.60
1:x:29:MET:HA	1:x:29:MET:HE3	1.83	0.60

Continued on next page...

Continued from previous page...

Atom-1	Atom-2	Interatomic distance (Å)	Clash overlap (Å)
1:2:218:ASP:OD1	1:2:219:ILE:N	2.34	0.60
1:A:279:ILE:H	1:A:279:ILE:HD12	1.66	0.60
1:p:231:ASP:OD2	1:p:251:LYS:NZ	2.34	0.60
1:u:72:ILE:HG23	1:u:312:GLN:HG2	1.84	0.60
1:w:63:VAL:O	1:w:66:ARG:HG2	2.01	0.60
1:z:332:SER:O	1:z:336:ILE:HG12	2.02	0.60
1:T:163:ASP:C	1:T:164:MET:HE2	2.26	0.60
1:T:349:THR:O	1:T:353:ILE:HG12	2.02	0.60
1:l:146:SER:HA	1:l:158:MET:HA	1.83	0.60
1:n:18:LEU:O	1:n:22:ASN:ND2	2.34	0.60
1:o:86:THR:O	1:o:90:GLN:HG2	2.02	0.60
1:z:53:ARG:O	1:z:57:GLN:HG3	2.01	0.60
1:3:159:LEU:HD12	1:3:160:GLU:N	2.17	0.60
1:c:99:SER:HB2	1:c:112:ILE:HG21	1.83	0.60
1:3:111:ALA:HA	1:3:114:GLU:OE2	2.02	0.60
1:C:88:ILE:O	1:C:92:MET:HG3	2.02	0.60
1:I:57:GLN:O	1:I:61:LEU:HD23	2.02	0.60
1:O:201:ASP:OD1	1:O:202:SER:N	2.35	0.60
1:P:63:VAL:HG13	1:P:66:ARG:HH12	1.66	0.60
1:i:125:ARG:NH1	1:i:129:THR:HG21	2.16	0.60
1:i:300:TYR:HE1	1:i:304:HIS:CE1	2.20	0.60
1:k:223:ALA:HA	1:k:226:ILE:HD12	1.83	0.60
1:t:159:LEU:HD12	1:t:160:GLU:H	1.67	0.60
1:A:108:GLU:H	1:A:108:GLU:CD	2.10	0.60
1:A:143:GLY:HA3	1:A:145:LYS:HE2	1.84	0.60
1:D:276:VAL:O	1:D:279:ILE:HG12	2.01	0.60
1:L:73:SER:O	1:L:77:THR:HG23	2.02	0.60
1:P:171:MET:N	1:P:171:MET:SD	2.75	0.60
1:R:120:ASN:ND2	1:R:277:ASP:HA	2.17	0.60
1:t:315:PHE:O	1:t:319:ILE:HG13	2.02	0.60
1:t:343:LYS:NZ	1:u:15:GLN:HE22	2.00	0.60
1:w:84:GLU:O	1:w:88:ILE:HD12	2.00	0.60
1:w:290:SER:HA	1:w:293:ILE:HD12	1.83	0.60
1:D:170:MET:HE3	1:D:250:ASN:HB2	1.84	0.60
1:l:46:ALA:O	1:l:50:ILE:HG13	2.02	0.60
1:l:270:GLU:CD	1:l:271:GLY:H	2.10	0.60
1:m:68:ALA:O	1:m:72:ILE:HG13	2.02	0.60
1:n:361:ILE:HD11	1:z:29:MET:HG3	1.84	0.60
1:t:236:SER:HB2	1:t:244:GLN:HG3	1.84	0.60
1:l:79:GLU:OE1	1:p:42:LYS:NZ	2.35	0.59
1:D:290:SER:O	1:D:294:ILE:HG13	2.01	0.59

Continued on next page...

Continued from previous page...

Atom-1	Atom-2	Interatomic distance (Å)	Clash overlap (Å)
1:E:53:ARG:NH2	1:m:108:GLU:OE1	2.35	0.59
1:E:299:LYS:HD2	1:E:299:LYS:O	2.01	0.59
1:L:122:GLU:O	1:L:126:ILE:HG13	2.02	0.59
1:N:203:TYR:O	1:N:205:GLN:NE2	2.34	0.59
1:r:210:ASN:C	1:r:211:ILE:HD13	2.27	0.59
1:u:112:ILE:O	1:u:116:VAL:HG23	2.02	0.59
1:2:88:ILE:HG22	1:2:92:MET:HE2	1.84	0.59
1:H:108:GLU:O	1:H:112:ILE:HG13	2.03	0.59
1:K:210:ASN:C	1:K:211:ILE:HD13	2.27	0.59
1:S:209:ILE:HD11	1:S:232:LEU:HD23	1.83	0.59
1:U:170:MET:HA	1:U:170:MET:HE3	1.82	0.59
1:q:290:SER:O	1:q:294:ILE:HG12	2.02	0.59
1:F:185:ASP:N	1:F:185:ASP:OD1	2.35	0.59
1:M:318:ALA:O	1:M:322:LEU:HG	2.03	0.59
1:Q:46:ALA:O	1:Q:50:ILE:HG12	2.03	0.59
1:R:165:ARG:HB3	1:R:165:ARG:NH1	2.16	0.59
1:p:26:GLN:NE2	1:p:26:GLN:O	2.35	0.59
1:B:38:ILE:HD11	1:B:44:ASP:HB3	1.84	0.59
1:G:46:ALA:O	1:G:50:ILE:HG13	2.03	0.59
1:N:104:ASN:OD1	1:N:108:GLU:HB2	2.02	0.59
1:O:30:GLU:OE2	1:O:39:ASN:ND2	2.32	0.59
1:T:177:GLN:HG2	1:T:244:GLN:HG2	1.84	0.59
1:l:198:ASN:HB2	1:l:257:GLU:HB2	1.83	0.59
1:m:163:ASP:OD2	1:m:168:ASN:ND2	2.35	0.59
1:w:276:VAL:O	1:w:279:ILE:HG12	2.02	0.59
1:1:289:GLU:O	1:1:293:ILE:HG13	2.01	0.59
1:C:117:THR:HA	1:C:120:ASN:ND2	2.18	0.59
1:F:327:GLU:OE1	1:Q:16:ARG:NE	2.33	0.59
1:Q:125:ARG:O	1:Q:129:THR:HG22	2.02	0.59
1:Q:244:GLN:HE22	1:Q:285:GLY:HA3	1.67	0.59
1:S:162:LYS:HD3	1:S:162:LYS:N	2.18	0.59
1:S:323:ASP:O	1:S:327:GLU:HG3	2.01	0.59
1:n:69:ASN:O	1:n:72:ILE:HG22	2.02	0.59
1:t:345:THR:O	1:t:349:THR:HG23	2.01	0.59
1:z:349:THR:O	1:z:353:ILE:HG13	2.03	0.59
1:D:316:ASN:O	1:D:319:ILE:HG22	2.03	0.59
1:J:125:ARG:O	1:J:129:THR:HG23	2.03	0.59
1:J:239:GLN:NE2	1:J:283:SER:HB2	2.17	0.59
1:Q:300:TYR:CD1	1:Q:304:HIS:HE1	2.20	0.59
1:j:232:LEU:HA	1:j:251:LYS:NZ	2.17	0.59
1:k:82:MET:HE3	1:k:305:ARG:HG2	1.83	0.59

Continued on next page...

Continued from previous page...

Atom-1	Atom-2	Interatomic distance (Å)	Clash overlap (Å)
1:m:272:LYS:HD2	1:m:273:LYS:H	1.66	0.59
1:p:173:GLY:HA3	1:p:246:PHE:HE2	1.67	0.59
1:B:113:GLN:OE1	1:B:117:THR:OG1	2.19	0.59
1:C:93:ARG:NH1	1:C:295:ASP:OD2	2.36	0.59
1:N:285:GLY:O	1:N:289:GLU:HG2	2.01	0.59
1:s:18:LEU:HD13	1:s:362:LEU:HD11	1.85	0.59
1:u:210:ASN:C	1:u:211:ILE:HD13	2.28	0.59
1:3:192:LYS:HE3	1:3:192:LYS:HA	1.85	0.59
1:A:194:ASP:CG	1:A:261:GLY:H	2.10	0.59
1:J:121:ASP:OD1	1:J:122:GLU:N	2.36	0.59
1:h:70:ASP:O	1:h:74:ILE:HD12	2.02	0.59
1:h:155:GLU:OE1	1:i:129:THR:HG22	2.02	0.59
1:i:349:THR:O	1:i:353:ILE:HG12	2.03	0.59
1:n:267:GLY:O	1:n:268:LEU:HD23	2.03	0.59
1:p:369:PRO:HD2	1:p:370:ASN:H	1.68	0.59
1:w:162:LYS:HE2	1:w:304:HIS:CE1	2.38	0.59
1:z:325:ILE:O	1:z:329:VAL:HG12	2.03	0.59
1:3:159:LEU:HD12	1:3:160:GLU:H	1.67	0.59
1:E:46:ALA:O	1:E:50:ILE:HG13	2.03	0.59
1:G:111:ALA:HA	1:G:114:GLU:OE2	2.03	0.59
1:H:321:ASN:O	1:H:325:ILE:HG13	2.03	0.59
1:J:290:SER:O	1:J:294:ILE:HG13	2.03	0.59
1:j:290:SER:HA	1:j:293:ILE:HD12	1.85	0.59
1:m:25:GLN:HG2	1:m:29:MET:HE2	1.84	0.59
1:m:368:ALA:O	1:m:371:SER:OG	2.21	0.59
1:p:168:ASN:OD1	1:p:170:MET:N	2.33	0.59
1:B:327:GLU:OE1	1:M:16:ARG:NE	2.34	0.59
1:F:69:ASN:O	1:F:72:ILE:HG22	2.02	0.59
1:H:61:LEU:O	1:H:65:VAL:HG23	2.02	0.59
1:L:349:THR:O	1:L:353:ILE:HG12	2.03	0.59
1:O:290:SER:O	1:O:293:ILE:HG22	2.02	0.59
1:w:289:GLU:O	1:w:293:ILE:HG13	2.02	0.59
1:B:85:THR:HA	1:B:88:ILE:HD12	1.84	0.58
1:F:280:ASP:OD2	1:F:282:THR:N	2.22	0.58
1:N:219:ILE:HG23	1:N:237:VAL:HG21	1.85	0.58
1:o:25:GLN:HG2	1:o:29:MET:HE3	1.85	0.58
1:v:363:ALA:HA	1:v:366:LYS:HD2	1.84	0.58
1:A:122:GLU:OE2	1:V:314:ARG:NE	2.36	0.58
1:A:149:ILE:HD13	1:B:125:ARG:HH12	1.69	0.58
1:D:292:ALA:HA	1:D:295:ASP:OD1	2.03	0.58
1:I:101:ASN:OD1	1:I:103:SER:N	2.34	0.58

Continued on next page...

Continued from previous page...

Atom-1	Atom-2	Interatomic distance (Å)	Clash overlap (Å)
1:I:157:VAL:HG21	1:I:314:ARG:HH12	1.68	0.58
1:c:101:ASN:HB3	1:c:104:ASN:HD21	1.68	0.58
1:c:301:VAL:O	1:c:305:ARG:HG3	2.03	0.58
1:c:332:SER:O	1:c:336:ILE:HG13	2.02	0.58
1:i:179:GLU:OE2	1:i:179:GLU:N	2.28	0.58
1:n:57:GLN:O	1:n:61:LEU:HD12	2.03	0.58
1:t:246:PHE:HD2	1:t:292:ALA:HB1	1.67	0.58
1:v:89:LEU:HA	1:v:92:MET:HE3	1.84	0.58
1:x:195:LEU:C	1:x:196:LYS:HD3	2.27	0.58
1:K:108:GLU:OE2	1:U:53:ARG:NH2	2.33	0.58
1:M:68:ALA:O	1:M:72:ILE:HG13	2.03	0.58
1:O:125:ARG:HE	1:O:126:ILE:HD13	1.68	0.58
1:h:290:SER:O	1:h:293:ILE:HG22	2.04	0.58
1:j:57:GLN:O	1:j:61:LEU:HD22	2.03	0.58
1:j:205:GLN:HG2	1:j:206:GLU:N	2.17	0.58
1:u:218:ASP:HB3	1:u:221:GLU:HG3	1.84	0.58
1:N:170:MET:SD	1:N:170:MET:N	2.76	0.58
1:x:106:LYS:HE2	1:x:106:LYS:HA	1.85	0.58
1:A:226:ILE:O	1:A:230:THR:HG22	2.04	0.58
1:B:31:ARG:HD3	1:B:37:LYS:HA	1.84	0.58
1:D:195:LEU:HD21	1:D:262:LEU:HB2	1.84	0.58
1:G:83:ASN:OD1	1:G:305:ARG:NH2	2.36	0.58
1:G:142:HIS:CD2	1:G:161:LEU:HD12	2.38	0.58
1:K:194:ASP:HB2	1:K:196:LYS:HZ3	1.68	0.58
1:S:50:ILE:HA	1:S:53:ARG:NH1	2.19	0.58
1:S:240:ASP:HB2	1:S:242:LYS:HG3	1.84	0.58
1:i:113:GLN:HE22	1:i:280:ASP:HA	1.68	0.58
1:m:231:ASP:OD2	1:m:251:LYS:NZ	2.35	0.58
1:x:323:ASP:O	1:x:327:GLU:HG2	2.03	0.58
1:D:30:GLU:OE1	1:D:39:ASN:ND2	2.34	0.58
1:E:159:LEU:HD12	1:E:160:GLU:N	2.19	0.58
1:H:57:GLN:O	1:H:61:LEU:HD23	2.03	0.58
1:O:318:ALA:O	1:O:322:LEU:HG	2.03	0.58
1:h:246:PHE:HZ	1:h:293:ILE:HD13	1.68	0.58
1:A:177:GLN:OE1	1:A:178:ALA:N	2.36	0.58
1:C:166:SER:HB2	1:C:276:VAL:HB	1.85	0.58
1:F:47:GLY:HA2	1:F:50:ILE:HD12	1.86	0.58
1:L:25:GLN:HG2	1:L:29:MET:CE	2.33	0.58
1:R:332:SER:O	1:R:336:ILE:HG13	2.04	0.58
1:S:173:GLY:HA3	1:S:246:PHE:HE2	1.68	0.58
1:T:371:SER:O	1:T:374:SER:OG	2.21	0.58

Continued on next page...

Continued from previous page...

Atom-1	Atom-2	Interatomic distance (Å)	Clash overlap (Å)
1:p:160:GLU:OE1	1:p:162:LYS:NZ	2.33	0.58
1:H:247:ALA:HB1	1:H:252:VAL:HG21	1.86	0.58
1:I:364:GLN:OE1	1:I:364:GLN:N	2.36	0.58
1:J:340:ASP:HB2	1:U:2:ALA:HB1	1.83	0.58
1:V:76:GLN:HA	1:V:76:GLN:NE2	2.18	0.58
1:p:83:ASN:HA	1:p:305:ARG:HH12	1.69	0.58
1:r:68:ALA:O	1:r:72:ILE:HG13	2.04	0.58
1:s:84:GLU:O	1:s:88:ILE:HG13	2.03	0.58
1:t:208:GLU:C	1:t:209:ILE:HD13	2.29	0.58
1:u:25:GLN:O	1:u:29:MET:HG3	2.04	0.58
1:w:29:MET:HG3	1:w:348:MET:HB2	1.85	0.58
1:A:133:GLY:O	1:V:53:ARG:NH2	2.29	0.58
1:H:4:ASN:HB2	1:o:338:ASP:CG	2.27	0.58
1:I:139:ASN:OD1	1:I:141:THR:HG22	2.03	0.58
1:I:218:ASP:HB3	1:I:221:GLU:HG3	1.86	0.58
1:L:279:ILE:HG21	1:L:290:SER:HA	1.86	0.58
1:S:73:SER:O	1:S:77:THR:HG23	2.04	0.58
1:j:190:GLU:CD	1:j:190:GLU:H	2.12	0.58
1:p:162:LYS:HE2	1:p:304:HIS:CE1	2.39	0.58
1:p:210:ASN:C	1:p:211:ILE:HD13	2.29	0.58
1:t:341:PHE:O	1:t:345:THR:HG22	2.04	0.58
1:w:9:VAL:HA	1:w:12:MET:HE1	1.86	0.58
1:x:174:VAL:HG23	1:x:249:ASN:HD21	1.68	0.58
1:J:68:ALA:O	1:J:72:ILE:HG13	2.04	0.58
1:K:170:MET:HE3	1:K:300:TYR:HB2	1.86	0.58
1:L:234:LYS:HA	1:L:234:LYS:HE3	1.86	0.58
1:R:331:ALA:O	1:R:334:SER:OG	2.20	0.58
1:U:88:ILE:HG21	1:U:123:LEU:HD21	1.86	0.58
1:i:19:ASN:HA	1:i:22:ASN:HD21	1.69	0.58
1:j:179:GLU:OE1	1:j:179:GLU:N	2.34	0.58
1:k:162:LYS:HD3	1:k:162:LYS:N	2.19	0.58
1:u:109:ARG:HB3	1:u:282:THR:HA	1.86	0.58
1:C:173:GLY:HA3	1:C:246:PHE:CZ	2.39	0.57
1:E:63:VAL:HG22	1:E:66:ARG:HH22	1.68	0.57
1:G:236:SER:OG	1:R:153:ASN:ND2	2.36	0.57
1:O:210:ASN:C	1:O:211:ILE:HD13	2.29	0.57
1:R:108:GLU:O	1:R:112:ILE:HG13	2.04	0.57
1:U:112:ILE:O	1:U:115:GLU:HG3	2.04	0.57
1:k:37:LYS:NZ	1:k:336:ILE:O	2.37	0.57
1:m:6:ASN:HA	1:w:350:LYS:HE3	1.86	0.57
1:o:349:THR:O	1:o:353:ILE:HG12	2.04	0.57

Continued on next page...

Continued from previous page...

Atom-1	Atom-2	Interatomic distance (Å)	Clash overlap (Å)
1:t:79:GLU:HA	1:t:82:MET:SD	2.44	0.57
1:v:169:LYS:HD3	1:v:169:LYS:N	2.18	0.57
1:1:27:THR:HG22	1:1:31:ARG:HD2	1.86	0.57
1:A:173:GLY:HA3	1:A:246:PHE:CZ	2.39	0.57
1:J:48:LEU:HD11	1:q:305:ARG:HH21	1.70	0.57
1:L:150:GLY:HA3	1:L:155:GLU:HB2	1.85	0.57
1:n:205:GLN:OE1	1:n:205:GLN:N	2.38	0.57
1:1:98:GLN:HE21	1:1:98:GLN:C	2.12	0.57
1:3:112:ILE:HD11	1:q:46:ALA:HB2	1.86	0.57
1:D:88:ILE:HG22	1:D:92:MET:HE2	1.86	0.57
1:H:78:ALA:O	1:H:82:MET:HG3	2.04	0.57
1:P:182:LYS:NZ	1:P:265:GLU:OE2	2.37	0.57
1:l:79:GLU:OE1	1:l:305:ARG:HG2	2.04	0.57
1:n:185:ASP:OD1	1:n:185:ASP:N	2.38	0.57
1:q:270:GLU:N	1:q:270:GLU:OE2	2.36	0.57
1:x:170:MET:HG3	1:x:300:TYR:CE1	2.40	0.57
1:3:68:ALA:O	1:3:72:ILE:HG13	2.04	0.57
1:V:159:LEU:HD13	1:V:311:PHE:CE2	2.39	0.57
1:c:174:VAL:HG22	1:c:273:LYS:HD3	1.86	0.57
1:c:174:VAL:N	1:c:247:ALA:O	2.24	0.57
1:i:321:ASN:O	1:i:325:ILE:HG12	2.05	0.57
1:M:108:GLU:O	1:M:112:ILE:HG13	2.05	0.57
1:O:201:ASP:HB2	1:O:207:GLN:OE1	2.04	0.57
1:O:213:ALA:C	1:O:214:LYS:HD3	2.29	0.57
1:S:109:ARG:HB3	1:S:282:THR:HA	1.85	0.57
1:S:170:MET:SD	1:S:170:MET:N	2.78	0.57
1:m:366:LYS:O	1:m:369:PRO:HD2	2.05	0.57
1:r:315:PHE:O	1:r:319:ILE:HD12	2.04	0.57
1:t:227:ASN:ND2	1:t:235:ALA:H	2.02	0.57
1:w:162:LYS:HG3	1:w:304:HIS:CE1	2.39	0.57
1:x:46:ALA:O	1:x:50:ILE:HG12	2.04	0.57
1:C:321:ASN:ND2	1:D:126:ILE:HG12	2.18	0.57
1:C:341:PHE:O	1:C:345:THR:HG23	2.05	0.57
1:D:210:ASN:C	1:D:211:ILE:HD13	2.29	0.57
1:M:18:LEU:O	1:M:22:ASN:ND2	2.38	0.57
1:O:46:ALA:O	1:O:50:ILE:HG12	2.04	0.57
1:Q:144:ALA:HB2	1:Q:160:GLU:HG2	1.86	0.57
1:j:10:SER:HA	1:j:13:THR:HG22	1.85	0.57
1:l:255:GLU:HG3	1:l:256:VAL:H	1.70	0.57
1:p:37:LYS:NZ	1:p:336:ILE:O	2.36	0.57
1:r:144:ALA:C	1:r:145:LYS:HD3	2.29	0.57

Continued on next page...

Continued from previous page...

Atom-1	Atom-2	Interatomic distance (Å)	Clash overlap (Å)
1:t:189:ALA:O	1:t:193:ASN:ND2	2.37	0.57
1:z:192:LYS:NZ	1:z:261:GLY:O	2.32	0.57
1:1:272:LYS:HE2	1:1:272:LYS:HA	1.86	0.57
1:E:50:ILE:O	1:E:54:LEU:HG	2.04	0.57
1:L:222:LEU:HD12	1:L:226:ILE:HD11	1.85	0.57
1:M:137:LEU:HB2	1:M:138:LEU:HD22	1.86	0.57
1:U:159:LEU:HD12	1:U:160:GLU:N	2.19	0.57
1:o:61:LEU:O	1:o:65:VAL:HG23	2.04	0.57
1:o:69:ASN:O	1:o:72:ILE:HG22	2.03	0.57
1:r:49:GLN:HB3	1:r:53:ARG:NH1	2.19	0.57
1:w:161:LEU:HA	1:w:162:LYS:NZ	2.19	0.57
1:z:290:SER:O	1:z:294:ILE:HG13	2.04	0.57
1:J:4:ASN:O	1:J:4:ASN:ND2	2.26	0.57
1:Q:88:ILE:O	1:Q:92:MET:HE2	2.04	0.57
1:S:193:ASN:HA	1:S:262:LEU:HD21	1.86	0.57
1:U:108:GLU:O	1:U:112:ILE:HG12	2.03	0.57
1:V:170:MET:HE2	1:V:300:TYR:HD1	1.69	0.57
1:h:5:VAL:HG13	1:r:353:ILE:HD11	1.86	0.57
1:h:349:THR:O	1:h:353:ILE:HG12	2.05	0.57
1:j:6:ASN:ND2	1:u:35:GLY:O	2.33	0.57
1:k:3:VAL:H	1:v:340:ASP:HB2	1.70	0.57
1:q:163:ASP:C	1:q:164:MET:HE2	2.30	0.57
1:r:166:SER:HA	1:r:171:MET:HE3	1.84	0.57
1:r:225:TYR:CE2	1:r:229:GLN:NE2	2.73	0.57
1:B:32:LEU:HG	1:B:344:GLU:HG3	1.87	0.57
1:L:178:ALA:HB2	1:L:266:LEU:HD22	1.87	0.57
1:P:236:SER:HB2	1:P:244:GLN:HB2	1.87	0.57
1:c:83:ASN:HA	1:c:305:ARG:HH12	1.69	0.57
1:c:345:THR:O	1:c:349:THR:HG23	2.05	0.57
1:i:68:ALA:O	1:i:72:ILE:HG13	2.05	0.57
1:m:125:ARG:NH1	1:m:129:THR:HG21	2.19	0.57
1:s:49:GLN:O	1:s:53:ARG:HG3	2.05	0.57
1:v:184:LYS:HD2	1:v:184:LYS:O	2.04	0.57
1:v:201:ASP:OD1	1:v:202:SER:N	2.37	0.57
1:v:318:ALA:O	1:v:322:LEU:HG	2.04	0.57
1:2:357:ALA:O	1:2:361:ILE:HG13	2.05	0.57
1:A:250:ASN:ND2	1:A:296:ALA:HB1	2.20	0.57
1:J:248:GLY:HA3	1:J:251:LYS:NZ	2.20	0.57
1:L:8:ASN:ND2	1:L:365:ALA:O	2.36	0.57
1:N:93:ARG:HB2	1:N:294:ILE:HG21	1.87	0.57
1:O:189:ALA:HB1	1:O:192:LYS:HE2	1.87	0.57

Continued on next page...

Continued from previous page...

Atom-1	Atom-2	Interatomic distance (Å)	Clash overlap (Å)
1:P:63:VAL:HG22	1:P:66:ARG:HH22	1.69	0.57
1:i:219:ILE:HD11	1:i:243:LEU:HD13	1.87	0.57
1:k:201:ASP:N	1:k:205:GLN:O	2.32	0.57
1:m:318:ALA:O	1:m:322:LEU:HD22	2.05	0.57
1:o:84:GLU:O	1:o:88:ILE:HG12	2.05	0.57
1:p:101:ASN:ND2	1:p:103:SER:OG	2.37	0.57
1:r:25:GLN:HE22	1:r:29:MET:HE2	1.69	0.57
1:t:65:VAL:HB	1:t:66:ARG:NH1	2.19	0.57
1:z:50:ILE:O	1:z:54:LEU:HD22	2.05	0.57
1:z:122:GLU:O	1:z:126:ILE:HG13	2.04	0.57
1:M:82:MET:HE1	1:M:304:HIS:HB3	1.86	0.56
1:O:246:PHE:CD2	1:O:292:ALA:HB1	2.40	0.56
1:P:318:ALA:O	1:P:322:LEU:HG	2.05	0.56
1:Q:290:SER:O	1:Q:293:ILE:HG22	2.04	0.56
1:S:45:ALA:O	1:S:49:GLN:HG3	2.05	0.56
1:i:19:ASN:HA	1:i:22:ASN:ND2	2.20	0.56
1:m:89:LEU:HA	1:m:92:MET:HG3	1.87	0.56
1:q:184:LYS:HD2	1:q:184:LYS:O	2.05	0.56
1:u:169:LYS:C	1:u:169:LYS:HD3	2.30	0.56
1:w:325:ILE:O	1:w:329:VAL:HG22	2.04	0.56
1:x:196:LYS:NZ	1:x:260:GLY:HA3	2.20	0.56
1:z:69:ASN:HA	1:z:72:ILE:HD12	1.86	0.56
1:z:168:ASN:HB3	1:z:171:MET:HG2	1.85	0.56
1:2:164:MET:HE1	1:2:304:HIS:CD2	2.40	0.56
1:D:153:ASN:HD22	1:k:234:LYS:HD2	1.68	0.56
1:E:196:LYS:C	1:E:197:ILE:HD13	2.30	0.56
1:E:368:ALA:O	1:E:371:SER:OG	2.23	0.56
1:J:46:ALA:O	1:J:50:ILE:HG13	2.04	0.56
1:L:226:ILE:HA	1:L:229:GLN:NE2	2.17	0.56
1:Q:196:LYS:N	1:Q:259:SER:O	2.34	0.56
1:U:299:LYS:HD2	1:U:299:LYS:C	2.30	0.56
1:n:85:THR:HA	1:n:88:ILE:HD12	1.86	0.56
1:w:270:GLU:CD	1:w:271:GLY:H	2.13	0.56
1:1:249:ASN:HA	1:1:252:VAL:O	2.06	0.56
1:2:162:LYS:HD3	1:2:162:LYS:N	2.19	0.56
1:C:46:ALA:O	1:C:50:ILE:HG12	2.05	0.56
1:C:50:ILE:HD11	1:k:108:GLU:HG2	1.87	0.56
1:C:279:ILE:CG2	1:C:290:SER:HB3	2.32	0.56
1:E:214:LYS:HD3	1:E:214:LYS:N	2.20	0.56
1:E:327:GLU:OE1	1:P:16:ARG:NH1	2.33	0.56
1:F:153:ASN:HD21	1:m:288:GLN:HB3	1.71	0.56

Continued on next page...

Continued from previous page...

Atom-1	Atom-2	Interatomic distance (Å)	Clash overlap (Å)
1:F:162:LYS:HE3	1:F:304:HIS:ND1	2.20	0.56
1:F:190:GLU:OE2	1:F:191:GLY:N	2.30	0.56
1:F:291:VAL:HA	1:F:294:ILE:HD12	1.86	0.56
1:G:104:ASN:O	1:G:109:ARG:NH2	2.35	0.56
1:J:152:ASP:N	1:J:155:GLU:OE2	2.38	0.56
1:O:69:ASN:O	1:O:72:ILE:HG22	2.05	0.56
1:Q:88:ILE:HG23	1:Q:119:LEU:HD23	1.86	0.56
1:T:168:ASN:O	1:T:171:MET:HB2	2.05	0.56
1:U:148:GLN:OE1	1:U:150:GLY:N	2.36	0.56
1:U:225:TYR:HD2	1:U:226:ILE:HD13	1.70	0.56
1:V:38:ILE:HD13	1:V:43:ASP:HB2	1.88	0.56
1:c:200:THR:OG1	1:c:253:GLU:O	2.24	0.56
1:l:177:GLN:HE22	1:l:272:LYS:HB2	1.71	0.56
1:q:187:ASN:ND2	1:q:216:GLY:O	2.38	0.56
1:r:82:MET:O	1:r:85:THR:OG1	2.23	0.56
1:s:321:ASN:ND2	1:t:126:ILE:HG23	2.19	0.56
1:t:92:MET:HA	1:t:95:LEU:HD12	1.87	0.56
1:w:366:LYS:HG3	1:w:367:GLN:NE2	2.20	0.56
1:z:25:GLN:O	1:z:28:SER:OG	2.16	0.56
1:1:61:LEU:O	1:1:65:VAL:HG23	2.05	0.56
1:2:315:PHE:O	1:2:319:ILE:HG13	2.04	0.56
1:G:79:GLU:OE2	1:G:305:ARG:NE	2.38	0.56
1:I:82:MET:HE2	1:I:305:ARG:HG2	1.88	0.56
1:L:313:ASN:ND2	1:M:115:GLU:OE2	2.39	0.56
1:N:57:GLN:NE2	1:O:133:GLY:HA2	2.20	0.56
1:P:333:LYS:HA	1:P:336:ILE:HD12	1.85	0.56
1:m:364:GLN:OE1	1:m:364:GLN:N	2.39	0.56
1:p:348:MET:HE3	1:p:352:GLN:OE1	2.05	0.56
1:2:312:GLN:HE21	1:q:42:LYS:HD3	1.71	0.56
1:2:324:ASN:O	1:2:328:ASN:ND2	2.38	0.56
1:L:25:GLN:HG2	1:L:29:MET:HE2	1.87	0.56
1:M:290:SER:O	1:M:294:ILE:HG13	2.05	0.56
1:U:273:LYS:HD3	1:U:273:LYS:N	2.20	0.56
1:w:299:LYS:HD2	1:w:299:LYS:O	2.06	0.56
1:2:109:ARG:HB3	1:2:282:THR:HA	1.87	0.56
1:A:246:PHE:HZ	1:A:293:ILE:HD13	1.70	0.56
1:A:321:ASN:HD22	1:B:126:ILE:HD12	1.70	0.56
1:M:196:LYS:NZ	1:M:198:ASN:OD1	2.39	0.56
1:N:195:LEU:HD21	1:N:197:ILE:HG12	1.87	0.56
1:P:201:ASP:OD1	1:P:202:SER:N	2.39	0.56
1:Q:162:LYS:HZ1	1:Q:307:GLU:HB2	1.71	0.56

Continued on next page...

Continued from previous page...

Atom-1	Atom-2	Interatomic distance (Å)	Clash overlap (Å)
1:v:88:ILE:HG22	1:v:92:MET:HE2	1.88	0.56
1:w:214:LYS:HD3	1:w:214:LYS:N	2.20	0.56
1:3:79:GLU:OE2	1:r:40:SER:HB2	2.06	0.56
1:D:222:LEU:HG	1:D:226:ILE:HD11	1.87	0.56
1:E:29:MET:HA	1:E:29:MET:HE3	1.87	0.56
1:G:256:VAL:HG12	1:G:258:PHE:CE1	2.41	0.56
1:H:179:GLU:OE2	1:H:269:GLY:N	2.39	0.56
1:N:146:SER:HA	1:N:158:MET:HA	1.88	0.56
1:O:196:LYS:N	1:O:196:LYS:HD3	2.20	0.56
1:S:162:LYS:HE2	1:S:304:HIS:ND1	2.21	0.56
1:T:210:ASN:C	1:T:211:ILE:HD13	2.30	0.56
1:V:176:TYR:HB2	1:V:245:ILE:HG22	1.88	0.56
1:c:319:ILE:HA	1:c:322:LEU:HD12	1.87	0.56
1:m:128:GLU:OE2	1:m:165:ARG:NH1	2.39	0.56
1:s:310:ALA:HB2	1:t:115:GLU:HG2	1.88	0.56
1:E:37:LYS:O	1:E:37:LYS:HD3	2.06	0.56
1:L:71:GLY:HA2	1:L:74:ILE:HD12	1.87	0.56
1:S:171:MET:HB3	1:S:276:VAL:HG23	1.86	0.56
1:j:210:ASN:C	1:j:211:ILE:HD13	2.30	0.56
1:n:171:MET:O	1:n:293:ILE:HD11	2.05	0.56
1:v:272:LYS:NZ	1:v:273:LYS:O	2.39	0.56
1:z:173:GLY:HA3	1:z:246:PHE:CE1	2.39	0.56
1:z:280:ASP:OD1	1:z:282:THR:HG23	2.06	0.56
1:B:29:MET:HG3	1:B:348:MET:HE3	1.87	0.56
1:D:150:GLY:HA3	1:D:155:GLU:HB2	1.88	0.56
1:F:209:ILE:HG22	1:F:211:ILE:HD11	1.86	0.56
1:H:190:GLU:N	1:H:190:GLU:OE2	2.39	0.56
1:K:170:MET:SD	1:K:249:ASN:ND2	2.78	0.56
1:K:328:ASN:OD1	1:h:76:GLN:NE2	2.35	0.56
1:L:31:ARG:HH21	1:L:37:LYS:HB2	1.70	0.56
1:M:175:SER:HB2	1:M:244:GLN:HE21	1.70	0.56
1:N:47:GLY:O	1:N:51:SER:OG	2.23	0.56
1:S:122:GLU:O	1:S:126:ILE:HG13	2.05	0.56
1:S:270:GLU:OE1	1:S:271:GLY:N	2.39	0.56
1:j:49:GLN:NE2	1:j:53:ARG:HE	2.04	0.56
1:m:142:HIS:CG	1:m:143:GLY:H	2.23	0.56
1:n:4:ASN:OD1	1:n:6:ASN:N	2.38	0.56
1:r:50:ILE:HD13	1:r:53:ARG:NH2	2.21	0.56
1:v:50:ILE:O	1:v:54:LEU:HG	2.06	0.56
1:3:89:LEU:HA	1:3:92:MET:CE	2.36	0.56
1:M:177:GLN:OE1	1:M:242:LYS:HB3	2.06	0.56

Continued on next page...

Continued from previous page...

Atom-1	Atom-2	Interatomic distance (Å)	Clash overlap (Å)
1:N:249:ASN:HD21	1:N:273:LYS:HZ1	1.54	0.56
1:P:131:SER:HB3	1:P:136:LYS:HD3	1.88	0.56
1:P:206:GLU:O	1:P:207:GLN:NE2	2.39	0.56
1:S:272:LYS:HD3	1:S:273:LYS:N	2.21	0.56
1:V:82:MET:O	1:V:85:THR:OG1	2.24	0.56
1:v:304:HIS:HA	1:v:307:GLU:OE2	2.06	0.56
1:l:95:LEU:HB3	1:l:112:ILE:HD11	1.88	0.55
1:G:218:ASP:HB3	1:G:221:GLU:HG3	1.88	0.55
1:H:111:ALA:HA	1:H:114:GLU:OE2	2.05	0.55
1:L:218:ASP:OD1	1:L:219:ILE:N	2.40	0.55
1:O:138:LEU:HD23	1:O:164:MET:HG3	1.87	0.55
1:T:162:LYS:CD	1:T:163:ASP:H	2.18	0.55
1:c:37:LYS:NZ	1:c:336:ILE:O	2.38	0.55
1:i:108:GLU:H	1:i:108:GLU:CD	2.14	0.55
1:j:109:ARG:HB3	1:j:282:THR:HA	1.88	0.55
1:j:199:LEU:HD21	1:j:232:LEU:HD23	1.88	0.55
1:k:157:VAL:HG21	1:k:314:ARG:NH2	2.17	0.55
1:l:49:GLN:O	1:l:53:ARG:HG3	2.06	0.55
1:q:223:ALA:HA	1:q:226:ILE:HD12	1.88	0.55
1:z:61:LEU:O	1:z:65:VAL:HG23	2.07	0.55
1:z:159:LEU:HD12	1:z:160:GLU:N	2.21	0.55
1:l:219:ILE:HD11	1:l:243:LEU:HD12	1.87	0.55
1:A:246:PHE:CZ	1:A:293:ILE:HD13	2.42	0.55
1:D:90:GLN:NE2	1:O:56:VAL:HB	2.20	0.55
1:E:164:MET:HA	1:E:164:MET:HE3	1.87	0.55
1:M:121:ASP:HA	1:M:124:ASN:HD22	1.71	0.55
1:O:350:LYS:NZ	1:P:6:ASN:OD1	2.35	0.55
1:S:161:LEU:C	1:S:162:LYS:HD3	2.31	0.55
1:V:91:ARG:HH22	1:V:95:LEU:HD21	1.70	0.55
1:c:357:ALA:O	1:c:361:ILE:HG12	2.06	0.55
1:i:160:GLU:OE1	1:i:162:LYS:NZ	2.27	0.55
1:k:361:ILE:HD11	1:w:30:GLU:OE1	2.06	0.55
1:l:210:ASN:C	1:l:211:ILE:HD13	2.30	0.55
1:n:193:ASN:HA	1:n:262:LEU:HD21	1.87	0.55
1:q:210:ASN:C	1:q:211:ILE:HD12	2.31	0.55
1:A:316:ASN:O	1:A:319:ILE:HG22	2.07	0.55
1:G:69:ASN:HA	1:G:72:ILE:HG22	1.88	0.55
1:J:25:GLN:HE22	1:J:29:MET:HE3	1.72	0.55
1:N:168:ASN:HB3	1:N:171:MET:HE2	1.87	0.55
1:R:188:VAL:HG11	1:R:216:GLY:H	1.71	0.55
1:i:75:ALA:HB1	1:i:312:GLN:HE21	1.70	0.55

Continued on next page...

Continued from previous page...

Atom-1	Atom-2	Interatomic distance (Å)	Clash overlap (Å)
1:k:69:ASN:O	1:k:72:ILE:HG22	2.06	0.55
1:n:173:GLY:HA3	1:n:246:PHE:CZ	2.42	0.55
1:o:316:ASN:HA	1:o:319:ILE:HD12	1.88	0.55
1:s:162:LYS:HE2	1:s:304:HIS:ND1	2.21	0.55
1:t:93:ARG:HG2	1:t:294:ILE:HG21	1.89	0.55
1:u:325:ILE:O	1:u:329:VAL:HG12	2.07	0.55
1:w:346:THR:O	1:w:349:THR:N	2.39	0.55
1:x:128:GLU:OE2	1:x:165:ARG:NH1	2.39	0.55
1:z:201:ASP:OD2	1:z:203:TYR:N	2.39	0.55
1:2:61:LEU:HD23	1:2:151:ALA:HB2	1.88	0.55
1:2:68:ALA:O	1:2:72:ILE:HG13	2.05	0.55
1:B:69:ASN:O	1:B:72:ILE:HG22	2.06	0.55
1:D:161:LEU:C	1:D:162:LYS:HD3	2.31	0.55
1:E:314:ARG:NH2	1:F:121:ASP:OD2	2.39	0.55
1:G:146:SER:HA	1:G:158:MET:HA	1.86	0.55
1:G:199:LEU:HB3	1:G:256:VAL:HG22	1.89	0.55
1:J:197:ILE:HG22	1:J:209:ILE:HD13	1.87	0.55
1:K:170:MET:HA	1:K:249:ASN:HD21	1.71	0.55
1:L:222:LEU:O	1:L:226:ILE:HG12	2.07	0.55
1:Q:284:VAL:O	1:Q:288:GLN:NE2	2.22	0.55
1:Q:300:TYR:CG	1:Q:304:HIS:HE1	2.23	0.55
1:S:171:MET:N	1:S:171:MET:HE2	2.21	0.55
1:S:176:TYR:O	1:S:245:ILE:N	2.34	0.55
1:T:364:GLN:N	1:T:364:GLN:OE1	2.40	0.55
1:m:46:ALA:O	1:m:50:ILE:HG13	2.06	0.55
1:n:38:ILE:HG23	1:n:43:ASP:HB2	1.87	0.55
1:p:373:LEU:HD11	1:z:353:ILE:HG23	1.88	0.55
1:s:358:SER:O	1:s:362:LEU:HG	2.06	0.55
1:v:78:ALA:O	1:v:82:MET:HG3	2.06	0.55
1:w:37:LYS:HZ1	1:w:339:THR:HA	1.72	0.55
1:x:55:ASN:OD1	1:x:56:VAL:N	2.40	0.55
1:z:108:GLU:H	1:z:108:GLU:CD	2.14	0.55
1:2:305:ARG:HH12	1:q:48:LEU:HD11	1.72	0.55
1:C:138:LEU:HD12	1:C:164:MET:HG3	1.88	0.55
1:D:220:GLU:O	1:D:224:THR:HG23	2.06	0.55
1:F:331:ALA:O	1:F:334:SER:OG	2.25	0.55
1:G:208:GLU:C	1:G:209:ILE:HD13	2.32	0.55
1:M:232:LEU:HD23	1:M:251:LYS:HE3	1.88	0.55
1:P:349:THR:O	1:P:353:ILE:HG12	2.07	0.55
1:R:65:VAL:HG13	1:R:319:ILE:HG23	1.86	0.55
1:S:272:LYS:HD3	1:S:273:LYS:H	1.71	0.55

Continued on next page...

Continued from previous page...

Atom-1	Atom-2	Interatomic distance (Å)	Clash overlap (Å)
1:n:366:LYS:HE2	1:x:346:THR:HA	1.88	0.55
1:o:350:LYS:O	1:o:354:LEU:HD22	2.07	0.55
1:s:359:SER:HA	1:s:362:LEU:HD12	1.88	0.55
1:z:72:ILE:HG23	1:z:312:GLN:HG2	1.88	0.55
1:1:73:SER:OG	1:z:335:ARG:NH1	2.40	0.55
1:2:353:ILE:HD13	1:r:373:LEU:HB2	1.88	0.55
1:3:88:ILE:O	1:3:92:MET:HE2	2.06	0.55
1:B:119:LEU:O	1:B:123:LEU:HD12	2.07	0.55
1:H:91:ARG:HH12	1:H:95:LEU:CD2	2.18	0.55
1:H:214:LYS:HD3	1:T:165:ARG:NH2	2.21	0.55
1:K:31:ARG:HE	1:K:37:LYS:HA	1.70	0.55
1:P:196:LYS:NZ	1:P:210:ASN:OD1	2.32	0.55
1:P:196:LYS:C	1:P:197:ILE:HD13	2.31	0.55
1:Q:40:SER:OG	1:Q:42:LYS:NZ	2.39	0.55
1:R:220:GLU:OE1	1:c:158:MET:HB2	2.06	0.55
1:c:321:ASN:O	1:c:325:ILE:HG13	2.06	0.55
1:n:198:ASN:HB2	1:n:257:GLU:OE2	2.07	0.55
1:r:50:ILE:HD13	1:r:53:ARG:HH21	1.71	0.55
1:s:339:THR:HG23	1:s:344:GLU:OE1	2.06	0.55
1:u:150:GLY:HA3	1:u:155:GLU:HB2	1.89	0.55
1:v:315:PHE:O	1:v:319:ILE:HG13	2.06	0.55
1:v:321:ASN:O	1:v:325:ILE:HG12	2.06	0.55
1:I:50:ILE:O	1:I:54:LEU:HG	2.05	0.55
1:J:108:GLU:O	1:J:112:ILE:HG13	2.07	0.55
1:M:88:ILE:O	1:M:92:MET:HG3	2.05	0.55
1:O:350:LYS:NZ	1:P:6:ASN:O	2.36	0.55
1:V:214:LYS:HE3	1:V:217:ASP:OD1	2.07	0.55
1:c:123:LEU:HA	1:c:126:ILE:HG12	1.89	0.55
1:k:160:GLU:HG3	1:v:184:LYS:HE2	1.87	0.55
1:o:203:TYR:HB2	1:o:205:GLN:OE1	2.07	0.55
1:p:150:GLY:HA3	1:p:155:GLU:HB2	1.89	0.55
1:z:31:ARG:HB2	1:z:344:GLU:OE2	2.07	0.55
1:z:321:ASN:OD1	1:z:325:ILE:HD11	2.07	0.55
1:3:206:GLU:N	1:3:206:GLU:OE2	2.40	0.55
1:C:179:GLU:CD	1:C:179:GLU:H	2.15	0.55
1:C:199:LEU:HD21	1:C:232:LEU:HD23	1.89	0.55
1:C:243:LEU:HD23	1:C:266:LEU:HD11	1.87	0.55
1:G:84:GLU:O	1:G:88:ILE:HG13	2.06	0.55
1:H:194:ASP:OD1	1:H:195:LEU:N	2.40	0.55
1:H:258:PHE:CD2	1:H:268:LEU:HD13	2.37	0.55
1:I:373:LEU:HA	1:I:376:LEU:HD23	1.87	0.55

Continued on next page...

Continued from previous page...

Atom-1	Atom-2	Interatomic distance (Å)	Clash overlap (Å)
1:K:195:LEU:C	1:K:196:LYS:HD3	2.32	0.55
1:N:159:LEU:HD12	1:N:160:GLU:H	1.70	0.55
1:P:208:GLU:C	1:P:209:ILE:HD13	2.32	0.55
1:h:82:MET:O	1:h:85:THR:OG1	2.22	0.55
1:n:162:LYS:HG3	1:n:304:HIS:CE1	2.42	0.55
1:q:313:ASN:HA	1:q:316:ASN:ND2	2.22	0.55
1:v:201:ASP:HB2	1:v:207:GLN:OE1	2.07	0.55
1:3:231:ASP:OD1	1:3:232:LEU:N	2.40	0.55
1:B:93:ARG:HG2	1:B:294:ILE:HG21	1.88	0.55
1:C:52:ASN:OD1	1:C:53:ARG:N	2.40	0.55
1:E:61:LEU:HD23	1:E:151:ALA:HB2	1.89	0.55
1:M:169:LYS:HD3	1:M:169:LYS:N	2.21	0.55
1:R:199:LEU:HB3	1:R:256:VAL:HG22	1.88	0.55
1:S:47:GLY:HA2	1:S:50:ILE:HD12	1.89	0.55
1:h:25:GLN:HG2	1:h:29:MET:HE3	1.89	0.55
1:p:350:LYS:HE3	1:q:6:ASN:HA	1.88	0.55
1:u:162:LYS:N	1:u:162:LYS:HD3	2.22	0.55
1:w:29:MET:N	1:w:29:MET:SD	2.80	0.55
1:w:210:ASN:C	1:w:211:ILE:HD13	2.32	0.55
1:2:93:ARG:HE	1:2:291:VAL:HG13	1.72	0.55
1:3:71:GLY:HA2	1:3:74:ILE:HD12	1.89	0.55
1:A:91:ARG:HH22	1:A:95:LEU:HD21	1.70	0.55
1:G:196:LYS:C	1:G:197:ILE:HD13	2.31	0.55
1:H:139:ASN:O	1:H:165:ARG:NH1	2.40	0.55
1:H:169:LYS:H	1:H:169:LYS:HD2	1.72	0.55
1:S:300:TYR:CE1	1:S:304:HIS:CD2	2.95	0.55
1:U:115:GLU:O	1:U:119:LEU:HD13	2.07	0.55
1:i:67:ASN:HB3	1:t:101:ASN:HD22	1.71	0.55
1:i:159:LEU:HD13	1:i:311:PHE:CD2	2.41	0.55
1:k:109:ARG:HA	1:k:112:ILE:HD12	1.88	0.55
1:k:165:ARG:HH21	1:u:214:LYS:HE3	1.72	0.55
1:l:16:ARG:NH2	1:w:327:GLU:OE2	2.28	0.55
1:m:162:LYS:N	1:m:162:LYS:HD3	2.22	0.55
1:q:170:MET:HE3	1:q:170:MET:HA	1.88	0.55
1:r:46:ALA:O	1:r:50:ILE:HG12	2.07	0.55
1:s:182:LYS:NZ	1:s:265:GLU:OE2	2.35	0.55
1:u:287:ALA:O	1:u:290:SER:OG	2.20	0.55
1:v:149:ILE:HG21	1:v:315:PHE:HE2	1.72	0.55
1:1:339:THR:OG1	1:1:344:GLU:OE1	2.22	0.54
1:3:147:PHE:CE1	1:3:159:LEU:HD23	2.42	0.54
1:O:195:LEU:C	1:O:196:LYS:HD3	2.32	0.54

Continued on next page...

Continued from previous page...

Atom-1	Atom-2	Interatomic distance (Å)	Clash overlap (Å)
1:Q:348:MET:HE3	1:Q:352:GLN:HE22	1.72	0.54
1:T:222:LEU:O	1:T:226:ILE:HG13	2.08	0.54
1:T:257:GLU:N	1:T:257:GLU:OE2	2.41	0.54
1:V:61:LEU:HD23	1:V:151:ALA:HB2	1.89	0.54
1:V:172:GLY:O	1:V:249:ASN:ND2	2.29	0.54
1:j:222:LEU:O	1:j:226:ILE:HG12	2.07	0.54
1:j:315:PHE:O	1:j:319:ILE:HG13	2.08	0.54
1:t:69:ASN:HA	1:t:72:ILE:HD12	1.88	0.54
1:u:93:ARG:NE	1:u:295:ASP:OD1	2.34	0.54
1:v:64:ALA:HB1	1:v:149:ILE:O	2.07	0.54
1:v:173:GLY:HA3	1:v:246:PHE:CZ	2.41	0.54
1:w:122:GLU:OE2	1:w:125:ARG:NH2	2.40	0.54
1:1:78:ALA:O	1:1:82:MET:HG3	2.07	0.54
1:1:210:ASN:C	1:1:211:ILE:HD13	2.32	0.54
1:2:47:GLY:HA2	1:2:50:ILE:HD12	1.89	0.54
1:3:37:LYS:NZ	1:3:336:ILE:O	2.41	0.54
1:3:59:ARG:CZ	1:3:59:ARG:HB2	2.38	0.54
1:J:331:ALA:O	1:J:334:SER:OG	2.18	0.54
1:O:149:ILE:HG21	1:O:315:PHE:HE2	1.72	0.54
1:P:61:LEU:HD22	1:P:151:ALA:HB2	1.90	0.54
1:V:290:SER:O	1:V:293:ILE:HG22	2.07	0.54
1:j:357:ALA:O	1:j:361:ILE:HG13	2.07	0.54
1:k:105:SER:OG	1:k:108:GLU:OE1	2.20	0.54
1:r:319:ILE:HA	1:r:322:LEU:HD12	1.89	0.54
1:r:350:LYS:O	1:r:354:LEU:HD22	2.08	0.54
1:t:218:ASP:HB3	1:t:221:GLU:HG3	1.88	0.54
1:3:88:ILE:HG23	1:3:119:LEU:HD22	1.90	0.54
1:B:314:ARG:HH21	1:j:121:ASP:C	2.15	0.54
1:E:299:LYS:HD2	1:E:299:LYS:C	2.32	0.54
1:L:85:THR:O	1:L:89:LEU:HG	2.07	0.54
1:P:198:ASN:HD22	1:P:257:GLU:HB2	1.72	0.54
1:i:210:ASN:C	1:i:211:ILE:HD12	2.32	0.54
1:l:291:VAL:HA	1:l:294:ILE:HD12	1.89	0.54
1:m:12:MET:HA	1:m:15:GLN:NE2	2.22	0.54
1:p:163:ASP:C	1:p:164:MET:HE2	2.32	0.54
1:p:367:GLN:OE1	1:p:370:ASN:ND2	2.26	0.54
1:q:197:ILE:HB	1:q:209:ILE:HB	1.88	0.54
1:x:84:GLU:HA	1:x:87:ASN:OD1	2.08	0.54
1:B:159:LEU:HD22	1:B:311:PHE:CZ	2.42	0.54
1:C:332:SER:O	1:C:336:ILE:HD12	2.06	0.54
1:F:316:ASN:O	1:F:319:ILE:HG22	2.07	0.54

Continued on next page...

Continued from previous page...

Atom-1	Atom-2	Interatomic distance (Å)	Clash overlap (Å)
1:G:371:SER:O	1:G:374:SER:OG	2.25	0.54
1:H:328:ASN:OD1	1:I:76:GLN:NE2	2.32	0.54
1:I:193:ASN:HA	1:I:262:LEU:HD21	1.90	0.54
1:S:274:VAL:HG21	1:S:289:GLU:OE2	2.06	0.54
1:V:30:GLU:OE1	1:V:39:ASN:ND2	2.41	0.54
1:t:326:ASN:O	1:t:330:ASN:ND2	2.40	0.54
1:x:50:ILE:O	1:x:54:LEU:HG	2.08	0.54
1:z:71:GLY:HA2	1:z:74:ILE:HD12	1.89	0.54
1:z:150:GLY:HA3	1:z:155:GLU:HB2	1.87	0.54
1:1:162:LYS:HD2	1:1:304:HIS:CE1	2.41	0.54
1:2:70:ASP:O	1:2:73:SER:OG	2.24	0.54
1:3:276:VAL:O	1:3:279:ILE:HG12	2.08	0.54
1:D:195:LEU:CD2	1:D:262:LEU:HB2	2.37	0.54
1:D:218:ASP:OD2	1:D:219:ILE:N	2.40	0.54
1:E:211:ILE:HG21	1:E:226:ILE:HD13	1.89	0.54
1:G:79:GLU:O	1:G:83:ASN:ND2	2.39	0.54
1:I:238:ASP:OD1	1:I:242:LYS:HB2	2.08	0.54
1:M:210:ASN:C	1:M:211:ILE:HD13	2.33	0.54
1:P:113:GLN:OE1	1:P:282:THR:HG23	2.08	0.54
1:P:150:GLY:HA3	1:P:155:GLU:HB2	1.89	0.54
1:U:93:ARG:NH1	1:U:295:ASP:OD1	2.41	0.54
1:U:357:ALA:O	1:U:361:ILE:HG12	2.07	0.54
1:c:91:ARG:NH1	1:c:94:ASP:OD1	2.36	0.54
1:c:137:LEU:O	1:c:142:HIS:HB2	2.07	0.54
1:i:32:LEU:HD21	1:i:344:GLU:HB3	1.89	0.54
1:m:316:ASN:O	1:m:319:ILE:HG22	2.07	0.54
1:n:14:ALA:HB3	1:n:362:LEU:HD13	1.90	0.54
1:t:170:MET:HE2	1:t:170:MET:HA	1.89	0.54
1:x:143:GLY:HA3	1:x:145:LYS:HE3	1.90	0.54
1:3:290:SER:O	1:3:293:ILE:HG22	2.08	0.54
1:C:243:LEU:HD12	1:C:244:GLN:N	2.23	0.54
1:D:50:ILE:O	1:D:54:LEU:HG	2.08	0.54
1:H:184:LYS:HD2	1:S:158:MET:HG2	1.90	0.54
1:I:49:GLN:NE2	1:p:302:ASP:HB2	2.23	0.54
1:J:210:ASN:C	1:J:211:ILE:HD13	2.33	0.54
1:K:233:VAL:HG23	1:K:245:ILE:HD11	1.89	0.54
1:M:272:LYS:NZ	1:M:273:LYS:H	2.06	0.54
1:P:262:LEU:O	1:P:266:LEU:HG	2.08	0.54
1:V:214:LYS:HD2	1:V:215:ALA:N	2.21	0.54
1:j:68:ALA:O	1:j:72:ILE:HG13	2.07	0.54
1:j:198:ASN:ND2	1:j:208:GLU:OE2	2.38	0.54

Continued on next page...

Continued from previous page...

Atom-1	Atom-2	Interatomic distance (Å)	Clash overlap (Å)
1:k:160:GLU:OE2	1:k:161:LEU:N	2.40	0.54
1:k:228:GLY:HA2	1:l:136:LYS:HZ2	1.72	0.54
1:l:3:VAL:CG1	1:w:342:ALA:HB2	2.37	0.54
1:m:52:ASN:O	1:m:56:VAL:HG23	2.08	0.54
1:m:218:ASP:OD2	1:m:219:ILE:N	2.40	0.54
1:o:276:VAL:O	1:o:279:ILE:HG12	2.07	0.54
1:q:69:ASN:O	1:q:72:ILE:HG22	2.08	0.54
1:t:46:ALA:O	1:t:50:ILE:HG13	2.06	0.54
1:t:243:LEU:HD13	1:t:266:LEU:HD11	1.90	0.54
1:2:148:GLN:NE2	1:2:150:GLY:O	2.38	0.54
1:F:66:ARG:HA	1:F:69:ASN:HD22	1.72	0.54
1:F:350:LYS:NZ	1:R:6:ASN:O	2.40	0.54
1:G:153:ASN:OD1	1:G:154:GLY:N	2.41	0.54
1:G:349:THR:O	1:G:353:ILE:HG23	2.07	0.54
1:J:125:ARG:HD3	1:T:314:ARG:HH21	1.73	0.54
1:M:166:SER:HB2	1:M:276:VAL:HG23	1.89	0.54
1:O:316:ASN:O	1:O:319:ILE:HG22	2.08	0.54
1:R:54:LEU:CD1	1:R:329:VAL:HG13	2.37	0.54
1:k:3:VAL:HG11	1:v:341:PHE:HB2	1.90	0.54
1:n:272:LYS:HB2	1:n:272:LYS:NZ	2.22	0.54
1:o:290:SER:O	1:o:294:ILE:HD12	2.08	0.54
1:q:336:ILE:HD12	1:q:336:ILE:H	1.71	0.54
1:w:36:PHE:C	1:w:339:THR:HG23	2.32	0.54
1:z:57:GLN:O	1:z:61:LEU:HD22	2.08	0.54
1:F:272:LYS:HB2	1:F:272:LYS:NZ	2.21	0.54
1:I:316:ASN:O	1:I:319:ILE:HG22	2.07	0.54
1:S:176:TYR:N	1:S:245:ILE:O	2.36	0.54
1:U:290:SER:O	1:U:294:ILE:HG13	2.08	0.54
1:m:287:ALA:O	1:m:291:VAL:HG12	2.07	0.54
1:u:279:ILE:CG2	1:u:290:SER:HB3	2.38	0.54
1:l:25:GLN:OE1	1:z:364:GLN:NE2	2.41	0.54
1:2:38:ILE:HD11	1:2:48:LEU:HB2	1.90	0.54
1:J:162:LYS:HG2	1:J:304:HIS:NE2	2.23	0.54
1:P:50:ILE:O	1:P:54:LEU:HG	2.08	0.54
1:P:159:LEU:HD12	1:P:160:GLU:N	2.23	0.54
1:P:222:LEU:O	1:P:226:ILE:HG12	2.08	0.54
1:R:201:ASP:CG	1:R:203:TYR:HD1	2.16	0.54
1:T:190:GLU:OE2	1:T:190:GLU:N	2.24	0.54
1:h:315:PHE:O	1:h:319:ILE:HG13	2.08	0.54
1:i:321:ASN:ND2	1:u:126:ILE:HG23	2.23	0.54
1:o:153:ASN:OD1	1:o:154:GLY:N	2.41	0.54

Continued on next page...

Continued from previous page...

Atom-1	Atom-2	Interatomic distance (Å)	Clash overlap (Å)
1:r:111:ALA:O	1:r:114:GLU:HG2	2.08	0.54
1:s:246:PHE:HD2	1:s:247:ALA:N	2.06	0.54
1:v:57:GLN:O	1:v:61:LEU:HG	2.08	0.54
1:z:84:GLU:O	1:z:88:ILE:HG12	2.07	0.54
1:2:150:GLY:HA3	1:2:155:GLU:HB2	1.90	0.54
1:3:210:ASN:O	1:3:211:ILE:HD13	2.08	0.54
1:O:149:ILE:HG21	1:O:315:PHE:CE2	2.43	0.54
1:h:280:ASP:OD1	1:h:282:THR:HG23	2.07	0.54
1:j:79:GLU:HA	1:j:82:MET:HG3	1.89	0.54
1:p:168:ASN:O	1:p:171:MET:HB2	2.07	0.54
1:3:138:LEU:HB3	1:3:164:MET:HG3	1.89	0.53
1:D:300:TYR:O	1:D:304:HIS:ND1	2.39	0.53
1:E:84:GLU:OE1	1:O:320:SER:HB2	2.08	0.53
1:E:109:ARG:HH12	1:E:284:VAL:HG22	1.73	0.53
1:F:181:GLY:C	1:F:182:LYS:HD3	2.34	0.53
1:N:318:ALA:O	1:N:322:LEU:HG	2.08	0.53
1:S:162:LYS:HE2	1:S:304:HIS:CE1	2.43	0.53
1:c:201:ASP:HA	1:c:252:VAL:HA	1.90	0.53
1:l:340:ASP:O	1:l:344:GLU:HG2	2.09	0.53
1:m:250:ASN:HD21	1:m:296:ALA:HB1	1.73	0.53
1:t:238:ASP:OD2	1:t:244:GLN:NE2	2.41	0.53
1:x:122:GLU:O	1:x:126:ILE:HG13	2.08	0.53
1:x:287:ALA:O	1:x:290:SER:OG	2.21	0.53
1:A:214:LYS:N	1:A:214:LYS:HD2	2.24	0.53
1:I:122:GLU:O	1:I:126:ILE:HG13	2.08	0.53
1:J:4:ASN:C	1:J:4:ASN:ND2	2.65	0.53
1:K:31:ARG:HH21	1:K:37:LYS:HB2	1.71	0.53
1:K:177:GLN:OE1	1:K:177:GLN:N	2.40	0.53
1:O:164:MET:SD	1:O:300:TYR:OH	2.66	0.53
1:T:52:ASN:O	1:T:56:VAL:HG22	2.09	0.53
1:T:79:GLU:HG2	1:T:305:ARG:HH21	1.74	0.53
1:k:53:ARG:NH1	1:w:133:GLY:O	2.41	0.53
1:k:240:ASP:OD1	1:k:240:ASP:N	2.39	0.53
1:l:38:ILE:CD1	1:l:337:LYS:HA	2.38	0.53
1:m:257:GLU:N	1:m:257:GLU:OE2	2.42	0.53
1:p:373:LEU:HD12	1:p:373:LEU:H	1.73	0.53
1:B:219:ILE:HD11	1:B:243:LEU:HD13	1.90	0.53
1:D:69:ASN:O	1:D:72:ILE:HG22	2.08	0.53
1:L:225:TYR:O	1:L:229:GLN:HG3	2.08	0.53
1:R:214:LYS:O	1:R:215:ALA:C	2.50	0.53
1:R:232:LEU:HA	1:R:251:LYS:NZ	2.24	0.53

Continued on next page...

Continued from previous page...

Atom-1	Atom-2	Interatomic distance (Å)	Clash overlap (Å)
1:R:232:LEU:HD13	1:R:251:LYS:NZ	2.23	0.53
1:T:270:GLU:OE2	1:T:271:GLY:N	2.41	0.53
1:c:139:ASN:C	1:c:141:THR:H	2.17	0.53
1:n:13:THR:HA	1:n:16:ARG:HH12	1.74	0.53
1:o:244:GLN:C	1:o:245:ILE:HD12	2.33	0.53
1:x:38:ILE:HD11	1:x:337:LYS:HA	1.90	0.53
1:D:84:GLU:O	1:D:88:ILE:HG12	2.08	0.53
1:I:112:ILE:HG22	1:I:281:VAL:HG21	1.89	0.53
1:O:29:MET:HG2	1:O:348:MET:HE2	1.91	0.53
1:k:84:GLU:OE2	1:k:87:ASN:ND2	2.33	0.53
1:n:137:LEU:HB3	1:n:138:LEU:HD23	1.91	0.53
1:o:51:SER:OG	1:o:337:LYS:HD2	2.08	0.53
1:r:142:HIS:CG	1:r:143:GLY:H	2.26	0.53
1:s:218:ASP:OD1	1:s:219:ILE:N	2.41	0.53
1:t:78:ALA:O	1:t:82:MET:HG3	2.09	0.53
1:x:37:LYS:NZ	1:x:336:ILE:O	2.38	0.53
1:2:125:ARG:HD3	1:p:314:ARG:NH2	2.24	0.53
1:C:366:LYS:O	1:C:369:PRO:HD2	2.09	0.53
1:E:153:ASN:OD1	1:l:288:GLN:NE2	2.42	0.53
1:E:353:ILE:HD11	1:Q:370:ASN:HD22	1.72	0.53
1:J:93:ARG:NE	1:J:295:ASP:OD1	2.37	0.53
1:L:243:LEU:HD22	1:L:266:LEU:HD11	1.91	0.53
1:M:238:ASP:N	1:M:242:LYS:O	2.40	0.53
1:N:222:LEU:O	1:N:226:ILE:HG12	2.09	0.53
1:N:251:LYS:HD2	1:N:251:LYS:O	2.07	0.53
1:V:79:GLU:OE1	1:V:305:ARG:NH2	2.41	0.53
1:c:92:MET:HA	1:c:92:MET:HE3	1.91	0.53
1:c:95:LEU:CD1	1:c:112:ILE:HG23	2.38	0.53
1:i:375:LEU:O	1:i:375:LEU:HD12	2.09	0.53
1:o:199:LEU:HB3	1:o:256:VAL:HG22	1.89	0.53
1:E:192:LYS:HD2	1:E:265:GLU:HB2	1.91	0.53
1:E:288:GLN:HE21	1:P:154:GLY:H	1.55	0.53
1:F:244:GLN:HE22	1:F:285:GLY:HA3	1.73	0.53
1:G:51:SER:HB2	1:G:337:LYS:HD2	1.89	0.53
1:K:321:ASN:O	1:K:325:ILE:HG13	2.09	0.53
1:S:357:ALA:O	1:S:361:ILE:HG13	2.09	0.53
1:h:12:MET:HE1	1:s:330:ASN:HD22	1.74	0.53
1:l:255:GLU:HG3	1:l:256:VAL:N	2.24	0.53
1:m:40:SER:OG	1:m:42:LYS:NZ	2.41	0.53
1:t:247:ALA:HB1	1:t:252:VAL:HG21	1.90	0.53
1:x:272:LYS:HD2	1:x:273:LYS:H	1.73	0.53

Continued on next page...

Continued from previous page...

Atom-1	Atom-2	Interatomic distance (Å)	Clash overlap (Å)
1:x:287:ALA:O	1:x:291:VAL:HG23	2.08	0.53
1:C:93:ARG:NE	1:C:291:VAL:HG13	2.22	0.53
1:C:101:ASN:HD22	1:N:67:ASN:HB3	1.73	0.53
1:I:15:GLN:OE1	1:o:343:LYS:HD2	2.09	0.53
1:I:250:ASN:HD21	1:I:299:LYS:HG3	1.74	0.53
1:K:234:LYS:O	1:K:245:ILE:HD12	2.09	0.53
1:M:193:ASN:HA	1:M:262:LEU:HD21	1.91	0.53
1:N:147:PHE:N	1:N:157:VAL:O	2.31	0.53
1:P:108:GLU:O	1:P:112:ILE:HG12	2.09	0.53
1:P:304:HIS:HA	1:P:307:GLU:OE1	2.09	0.53
1:S:273:LYS:N	1:S:273:LYS:HD3	2.24	0.53
1:U:300:TYR:CE1	1:U:304:HIS:HE1	2.27	0.53
1:l:194:ASP:CG	1:l:261:GLY:H	2.17	0.53
1:q:108:GLU:H	1:q:108:GLU:CD	2.17	0.53
1:2:350:LYS:O	1:2:353:ILE:HG22	2.08	0.53
1:G:142:HIS:HD2	1:G:161:LEU:HD12	1.72	0.53
1:G:353:ILE:HD11	1:H:5:VAL:HG13	1.90	0.53
1:O:172:GLY:HA3	1:O:273:LYS:HZ2	1.73	0.53
1:O:231:ASP:OD2	1:O:232:LEU:N	2.41	0.53
1:P:192:LYS:HA	1:P:192:LYS:HE3	1.91	0.53
1:Q:149:ILE:HG21	1:Q:315:PHE:HE2	1.74	0.53
1:V:366:LYS:O	1:V:369:PRO:HD2	2.08	0.53
1:l:201:ASP:OD1	1:l:207:GLN:NE2	2.42	0.53
1:p:6:ASN:CA	1:z:350:LYS:HZ1	2.17	0.53
1:p:31:ARG:NH2	1:p:43:ASP:OD1	2.41	0.53
1:w:124:ASN:O	1:w:128:GLU:HG2	2.09	0.53
1:w:178:ALA:HB2	1:w:268:LEU:HA	1.91	0.53
1:z:169:LYS:HD2	1:z:169:LYS:N	2.20	0.53
1:z:219:ILE:CD1	1:z:243:LEU:HD12	2.38	0.53
1:1:29:MET:HA	1:1:29:MET:HE3	1.91	0.53
1:E:82:MET:O	1:E:85:THR:OG1	2.22	0.53
1:H:169:LYS:HD2	1:H:169:LYS:N	2.24	0.53
1:I:61:LEU:HD22	1:I:151:ALA:HB2	1.91	0.53
1:P:31:ARG:NH2	1:P:32:LEU:HA	2.24	0.53
1:P:371:SER:O	1:P:374:SER:OG	2.27	0.53
1:S:246:PHE:HD1	1:S:292:ALA:HB1	1.74	0.53
1:T:92:MET:HA	1:T:95:LEU:HD12	1.90	0.53
1:c:257:GLU:N	1:c:257:GLU:OE2	2.41	0.53
1:l:290:SER:O	1:l:294:ILE:HG13	2.09	0.53
1:n:27:THR:O	1:n:31:ARG:HG3	2.09	0.53
1:t:313:ASN:HA	1:t:316:ASN:OD1	2.09	0.53

Continued on next page...

Continued from previous page...

Atom-1	Atom-2	Interatomic distance (Å)	Clash overlap (Å)
1:v:276:VAL:O	1:v:279:ILE:HG12	2.08	0.53
1:x:276:VAL:O	1:x:279:ILE:HG23	2.09	0.53
1:z:62:ASP:HA	1:z:65:VAL:HG23	1.90	0.53
1:A:168:ASN:OD1	1:A:169:LYS:N	2.42	0.53
1:F:142:HIS:CG	1:F:143:GLY:H	2.27	0.53
1:G:195:LEU:HB2	1:G:262:LEU:HD12	1.91	0.53
1:G:321:ASN:O	1:G:325:ILE:HG13	2.09	0.53
1:I:174:VAL:HG22	1:I:273:LYS:HD2	1.91	0.53
1:I:349:THR:O	1:I:353:ILE:HG13	2.09	0.53
1:L:88:ILE:HG21	1:L:123:LEU:HD21	1.90	0.53
1:M:31:ARG:HD3	1:M:37:LYS:HA	1.89	0.53
1:S:150:GLY:HA3	1:S:155:GLU:HB2	1.91	0.53
1:U:25:GLN:NE2	1:U:352:GLN:HG3	2.24	0.53
1:U:195:LEU:C	1:U:196:LYS:HD3	2.34	0.53
1:U:288:GLN:HE21	1:U:288:GLN:C	2.17	0.53
1:h:348:MET:SD	1:h:352:GLN:NE2	2.82	0.53
1:i:150:GLY:HA3	1:i:155:GLU:HB2	1.90	0.53
1:m:122:GLU:O	1:m:126:ILE:HG22	2.08	0.53
1:p:26:GLN:HE21	1:p:26:GLN:C	2.16	0.53
1:r:88:ILE:HG23	1:r:119:LEU:HD23	1.90	0.53
1:s:169:LYS:HB2	1:s:170:MET:HE2	1.91	0.53
1:2:203:TYR:CB	1:2:205:GLN:HE22	2.22	0.52
1:A:109:ARG:HB3	1:A:282:THR:HA	1.92	0.52
1:A:250:ASN:HD21	1:A:296:ALA:HB1	1.74	0.52
1:H:65:VAL:HB	1:H:66:ARG:HH11	1.74	0.52
1:J:48:LEU:HD11	1:q:305:ARG:NH2	2.24	0.52
1:J:184:LYS:HG3	1:J:184:LYS:O	2.09	0.52
1:J:307:GLU:OE2	1:K:114:GLU:HG2	2.10	0.52
1:Q:93:ARG:NH2	1:Q:295:ASP:OD1	2.42	0.52
1:S:272:LYS:HA	1:S:272:LYS:HE2	1.91	0.52
1:j:59:ARG:NH1	1:u:94:ASP:OD2	2.43	0.52
1:l:109:ARG:HB3	1:l:282:THR:HA	1.91	0.52
1:o:144:ALA:HB1	1:o:158:MET:HE1	1.91	0.52
1:1:51:SER:HB3	1:1:337:LYS:HD3	1.92	0.52
1:2:84:GLU:OE2	1:2:126:ILE:HG21	2.10	0.52
1:2:89:LEU:HA	1:2:92:MET:CE	2.40	0.52
1:2:321:ASN:O	1:2:325:ILE:HG12	2.09	0.52
1:F:40:SER:OG	1:F:42:LYS:NZ	2.41	0.52
1:L:196:LYS:C	1:L:197:ILE:HD13	2.35	0.52
1:Q:159:LEU:HD12	1:Q:160:GLU:N	2.25	0.52
1:R:190:GLU:O	1:R:192:LYS:N	2.40	0.52

Continued on next page...

Continued from previous page...

Atom-1	Atom-2	Interatomic distance (Å)	Clash overlap (Å)
1:U:190:GLU:HB2	1:U:215:ALA:HB2	1.90	0.52
1:i:350:LYS:NZ	1:j:6:ASN:O	2.42	0.52
1:j:13:THR:O	1:j:17:TYR:HD1	1.92	0.52
1:j:37:LYS:NZ	1:j:338:ASP:O	2.29	0.52
1:j:49:GLN:HE22	1:j:53:ARG:HE	1.57	0.52
1:l:108:GLU:O	1:l:112:ILE:HD12	2.08	0.52
1:p:109:ARG:HB3	1:p:282:THR:HA	1.92	0.52
1:w:192:LYS:HE2	1:w:192:LYS:HA	1.91	0.52
1:1:332:SER:OG	1:1:335:ARG:NH2	2.42	0.52
1:3:222:LEU:O	1:3:226:ILE:HG12	2.09	0.52
1:A:58:SER:HA	1:A:61:LEU:HD23	1.90	0.52
1:A:196:LYS:C	1:A:197:ILE:HD12	2.34	0.52
1:G:164:MET:HE2	1:G:164:MET:HA	1.91	0.52
1:H:37:LYS:NZ	1:H:336:ILE:O	2.38	0.52
1:H:289:GLU:O	1:H:293:ILE:HG13	2.09	0.52
1:L:119:LEU:O	1:L:123:LEU:HG	2.10	0.52
1:R:176:TYR:HB2	1:R:245:ILE:CG2	2.40	0.52
1:R:223:ALA:HA	1:R:226:ILE:HD12	1.89	0.52
1:S:349:THR:O	1:S:353:ILE:HG12	2.10	0.52
1:U:91:ARG:O	1:U:91:ARG:HD3	2.09	0.52
1:i:160:GLU:OE2	1:i:162:LYS:HD2	2.10	0.52
1:r:287:ALA:O	1:r:291:VAL:HG12	2.08	0.52
1:z:162:LYS:HG2	1:z:304:HIS:CE1	2.44	0.52
1:1:163:ASP:C	1:1:164:MET:HE2	2.35	0.52
1:F:279:ILE:HB	1:F:290:SER:OG	2.10	0.52
1:G:138:LEU:HD12	1:G:164:MET:HG3	1.92	0.52
1:I:53:ARG:NH2	1:q:134:GLY:H	2.01	0.52
1:I:169:LYS:HD3	1:I:169:LYS:N	2.23	0.52
1:K:153:ASN:ND2	1:r:288:GLN:OE1	2.37	0.52
1:Q:318:ALA:O	1:Q:322:LEU:HG	2.09	0.52
1:T:177:GLN:NE2	1:T:238:ASP:OD2	2.42	0.52
1:h:149:ILE:HG21	1:h:315:PHE:HE2	1.73	0.52
1:p:88:ILE:O	1:p:92:MET:HG3	2.09	0.52
1:q:82:MET:HE2	1:q:308:LEU:HD12	1.91	0.52
1:t:52:ASN:O	1:t:56:VAL:HG12	2.09	0.52
1:x:330:ASN:H	1:x:330:ASN:HD22	1.58	0.52
1:1:93:ARG:HG2	1:1:294:ILE:HG21	1.91	0.52
1:A:195:LEU:HB2	1:A:262:LEU:HD12	1.92	0.52
1:L:231:ASP:O	1:L:234:LYS:NZ	2.42	0.52
1:L:332:SER:O	1:L:336:ILE:HG13	2.09	0.52
1:N:276:VAL:O	1:N:279:ILE:HG12	2.10	0.52

Continued on next page...

Continued from previous page...

Atom-1	Atom-2	Interatomic distance (Å)	Clash overlap (Å)
1:c:366:LYS:O	1:c:369:PRO:HD2	2.10	0.52
1:h:201:ASP:OD2	1:h:205:GLN:HB2	2.10	0.52
1:w:109:ARG:HA	1:w:112:ILE:HD12	1.90	0.52
1:w:344:GLU:O	1:w:345:THR:C	2.53	0.52
1:x:159:LEU:HD13	1:x:311:PHE:CE1	2.44	0.52
1:l:126:ILE:HG23	1:z:321:ASN:ND2	2.24	0.52
1:3:36:PHE:CD1	1:3:337:LYS:HD2	2.45	0.52
1:C:366:LYS:HB2	1:C:366:LYS:HZ3	1.74	0.52
1:D:171:MET:HE2	1:D:171:MET:N	2.24	0.52
1:F:182:LYS:HD3	1:F:182:LYS:N	2.24	0.52
1:J:196:LYS:NZ	1:J:208:GLU:OE1	2.42	0.52
1:M:46:ALA:O	1:M:50:ILE:HG12	2.10	0.52
1:O:31:ARG:HH21	1:O:37:LYS:HB2	1.74	0.52
1:O:173:GLY:HA3	1:O:246:PHE:CE1	2.45	0.52
1:S:117:THR:HA	1:S:120:ASN:ND2	2.23	0.52
1:V:37:LYS:O	1:V:37:LYS:HG2	2.10	0.52
1:h:232:LEU:HA	1:h:251:LYS:NZ	2.23	0.52
1:o:357:ALA:O	1:o:361:ILE:HG12	2.10	0.52
1:p:38:ILE:HD11	1:p:44:ASP:HB3	1.90	0.52
1:q:369:PRO:HD2	1:q:370:ASN:H	1.74	0.52
1:r:12:MET:HA	1:r:15:GLN:OE1	2.10	0.52
1:r:38:ILE:HG23	1:r:43:ASP:HB2	1.91	0.52
1:r:159:LEU:HD12	1:r:160:GLU:N	2.25	0.52
1:s:115:GLU:O	1:s:119:LEU:HG	2.09	0.52
1:t:25:GLN:O	1:t:29:MET:HG3	2.10	0.52
1:t:31:ARG:NH1	1:t:37:LYS:O	2.43	0.52
1:u:169:LYS:HE2	1:u:249:ASN:HB3	1.90	0.52
1:w:290:SER:O	1:w:294:ILE:HD12	2.09	0.52
1:3:325:ILE:O	1:3:329:VAL:HG23	2.09	0.52
1:A:149:ILE:HD12	1:A:315:PHE:HE2	1.75	0.52
1:B:199:LEU:HB3	1:B:256:VAL:HG22	1.92	0.52
1:D:366:LYS:O	1:D:369:PRO:HD2	2.10	0.52
1:F:321:ASN:HD22	1:G:126:ILE:HG12	1.75	0.52
1:N:70:ASP:O	1:N:73:SER:OG	2.26	0.52
1:N:90:GLN:HG2	1:N:93:ARG:HH21	1.74	0.52
1:V:108:GLU:O	1:V:112:ILE:HG12	2.09	0.52
1:p:25:GLN:O	1:p:29:MET:HG3	2.10	0.52
1:s:5:VAL:HG22	1:s:372:ALA:HB1	1.91	0.52
1:x:257:GLU:OE1	1:x:257:GLU:N	2.42	0.52
1:2:313:ASN:HA	1:2:316:ASN:HD21	1.73	0.52
1:B:171:MET:HE1	1:B:300:TYR:HD2	1.75	0.52

Continued on next page...

Continued from previous page...

Atom-1	Atom-2	Interatomic distance (Å)	Clash overlap (Å)
1:H:73:SER:OG	1:R:335:ARG:NH2	2.42	0.52
1:L:274:VAL:HG11	1:L:289:GLU:OE2	2.09	0.52
1:N:4:ASN:C	1:N:4:ASN:ND2	2.66	0.52
1:O:255:GLU:OE1	1:O:256:VAL:N	2.42	0.52
1:Q:276:VAL:O	1:Q:279:ILE:HG12	2.09	0.52
1:S:173:GLY:HA3	1:S:246:PHE:CE2	2.45	0.52
1:U:350:LYS:O	1:U:354:LEU:HD12	2.10	0.52
1:k:184:LYS:HD2	1:k:184:LYS:O	2.09	0.52
1:n:25:GLN:NE2	1:n:29:MET:SD	2.76	0.52
1:q:91:ARG:O	1:q:95:LEU:HD23	2.09	0.52
1:s:128:GLU:OE1	1:s:165:ARG:NH1	2.43	0.52
1:2:350:LYS:O	1:2:354:LEU:HD22	2.10	0.52
1:3:55:ASN:HB2	1:3:333:LYS:HE2	1.92	0.52
1:C:327:GLU:OE1	1:N:16:ARG:NH1	2.36	0.52
1:D:223:ALA:HA	1:D:226:ILE:HD12	1.92	0.52
1:D:244:GLN:NE2	1:D:289:GLU:OE1	2.41	0.52
1:H:167:ASP:OD2	1:H:167:ASP:N	2.43	0.52
1:I:321:ASN:HB2	1:q:84:GLU:OE2	2.09	0.52
1:L:54:LEU:CD1	1:L:329:VAL:HG13	2.38	0.52
1:N:163:ASP:C	1:N:164:MET:HE2	2.35	0.52
1:Q:108:GLU:O	1:Q:112:ILE:HG12	2.09	0.52
1:U:37:LYS:HG2	1:U:337:LYS:O	2.10	0.52
1:c:190:GLU:OE2	1:c:193:ASN:ND2	2.40	0.52
1:h:170:MET:HA	1:h:170:MET:HE3	1.91	0.52
1:o:145:LYS:O	1:o:158:MET:HG3	2.09	0.52
1:t:101:ASN:OD1	1:t:102:GLY:N	2.43	0.52
1:u:166:SER:HB2	1:u:276:VAL:HB	1.91	0.52
1:u:350:LYS:O	1:u:354:LEU:HD23	2.09	0.52
1:v:162:LYS:H	1:v:162:LYS:HD2	1.75	0.52
1:w:206:GLU:H	1:w:206:GLU:CD	2.18	0.52
1:x:210:ASN:C	1:x:211:ILE:HD12	2.34	0.52
1:z:44:ASP:O	1:z:48:LEU:HG	2.10	0.52
1:2:162:LYS:HG3	1:2:304:HIS:ND1	2.25	0.52
1:2:173:GLY:HA3	1:2:246:PHE:CZ	2.45	0.52
1:H:142:HIS:CG	1:H:143:GLY:H	2.27	0.52
1:S:113:GLN:HE22	1:S:281:VAL:H	1.57	0.52
1:S:159:LEU:HD12	1:S:160:GLU:N	2.25	0.52
1:V:176:TYR:OH	1:V:255:GLU:OE1	2.27	0.52
1:c:70:ASP:O	1:c:74:ILE:HG13	2.10	0.52
1:c:174:VAL:HB	1:c:247:ALA:HB3	1.92	0.52
1:l:219:ILE:HG13	1:l:237:VAL:HG21	1.92	0.52

Continued on next page...

Continued from previous page...

Atom-1	Atom-2	Interatomic distance (Å)	Clash overlap (Å)
1:o:335:ARG:NH2	1:p:73:SER:OG	2.39	0.52
1:w:28:SER:HA	1:w:31:ARG:HG3	1.92	0.52
1:x:149:ILE:HG21	1:x:315:PHE:CE2	2.41	0.52
1:1:190:GLU:OE2	1:1:193:ASN:ND2	2.39	0.51
1:2:82:MET:O	1:2:85:THR:OG1	2.26	0.51
1:3:79:GLU:HG3	1:3:305:ARG:HH21	1.75	0.51
1:3:327:GLU:OE1	1:r:12:MET:HB2	2.10	0.51
1:A:194:ASP:OD1	1:A:194:ASP:N	2.43	0.51
1:B:37:LYS:NZ	1:B:336:ILE:O	2.37	0.51
1:B:285:GLY:O	1:B:289:GLU:HG2	2.10	0.51
1:E:69:ASN:O	1:E:72:ILE:HG22	2.10	0.51
1:E:257:GLU:OE1	1:E:258:PHE:N	2.41	0.51
1:F:322:LEU:HA	1:F:325:ILE:HD12	1.93	0.51
1:G:25:GLN:O	1:G:29:MET:HG3	2.10	0.51
1:M:222:LEU:O	1:M:226:ILE:HG12	2.10	0.51
1:Q:366:LYS:O	1:Q:369:PRO:HD2	2.11	0.51
1:R:290:SER:O	1:R:294:ILE:HG13	2.10	0.51
1:U:299:LYS:HD2	1:U:299:LYS:O	2.08	0.51
1:j:179:GLU:O	1:j:242:LYS:NZ	2.43	0.51
1:m:85:THR:O	1:m:89:LEU:HD13	2.10	0.51
1:o:153:ASN:HD21	1:z:288:GLN:HB3	1.75	0.51
1:r:37:LYS:HG2	1:r:337:LYS:O	2.11	0.51
1:r:93:ARG:HB2	1:r:294:ILE:HG21	1.91	0.51
1:x:81:ALA:O	1:x:85:THR:HG23	2.10	0.51
1:3:78:ALA:HB1	1:3:82:MET:HE3	1.92	0.51
1:D:158:MET:HE1	1:D:160:GLU:HB2	1.91	0.51
1:E:160:GLU:OE1	1:E:162:LYS:NZ	2.28	0.51
1:G:6:ASN:ND2	1:n:35:GLY:O	2.39	0.51
1:G:274:VAL:HG11	1:G:289:GLU:OE2	2.10	0.51
1:H:108:GLU:H	1:H:108:GLU:CD	2.18	0.51
1:J:233:VAL:HB	1:J:245:ILE:HD11	1.92	0.51
1:L:236:SER:OG	1:L:244:GLN:HG3	2.09	0.51
1:N:123:LEU:O	1:N:126:ILE:HG22	2.10	0.51
1:N:171:MET:SD	1:N:171:MET:N	2.83	0.51
1:N:235:ALA:HA	1:N:244:GLN:O	2.10	0.51
1:O:144:ALA:C	1:O:145:LYS:HD3	2.36	0.51
1:O:219:ILE:HD12	1:O:222:LEU:HD23	1.92	0.51
1:P:25:GLN:NE2	1:P:351:SER:OG	2.44	0.51
1:U:367:GLN:HA	1:U:367:GLN:OE1	2.11	0.51
1:l:162:LYS:HG2	1:l:304:HIS:CD2	2.45	0.51
1:r:73:SER:O	1:r:77:THR:HG23	2.10	0.51

Continued on next page...

Continued from previous page...

Atom-1	Atom-2	Interatomic distance (Å)	Clash overlap (Å)
1:s:13:THR:HG21	1:t:30:GLU:OE1	2.10	0.51
1:u:321:ASN:ND2	1:v:126:ILE:HG23	2.25	0.51
1:v:18:LEU:HD12	1:v:22:ASN:ND2	2.25	0.51
1:x:321:ASN:O	1:x:325:ILE:HG13	2.11	0.51
1:A:158:MET:HB2	1:h:220:GLU:OE1	2.10	0.51
1:E:314:ARG:NE	1:F:122:GLU:OE1	2.41	0.51
1:F:61:LEU:HD23	1:F:151:ALA:HB2	1.93	0.51
1:K:334:SER:HB2	1:V:7:THR:HG21	1.93	0.51
1:P:168:ASN:OD1	1:P:170:MET:HE2	2.10	0.51
1:P:203:TYR:CB	1:P:205:GLN:HE22	2.23	0.51
1:Q:279:ILE:HB	1:Q:290:SER:OG	2.11	0.51
1:R:192:LYS:HG3	1:R:261:GLY:O	2.10	0.51
1:S:30:GLU:OE2	1:S:39:ASN:ND2	2.43	0.51
1:S:257:GLU:N	1:S:257:GLU:OE1	2.42	0.51
1:k:11:ALA:C	1:k:15:GLN:HE21	2.19	0.51
1:m:272:LYS:HD2	1:m:273:LYS:N	2.24	0.51
1:o:232:LEU:HA	1:o:251:LYS:NZ	2.24	0.51
1:p:65:VAL:HG13	1:p:319:ILE:HD11	1.92	0.51
1:v:223:ALA:HA	1:v:226:ILE:HD12	1.91	0.51
1:v:338:ASP:N	1:v:338:ASP:OD1	2.44	0.51
1:x:12:MET:N	1:x:12:MET:SD	2.83	0.51
1:z:12:MET:O	1:z:16:ARG:HG3	2.11	0.51
1:z:300:TYR:CE1	1:z:304:HIS:CD2	2.98	0.51
1:1:98:GLN:O	1:1:98:GLN:NE2	2.34	0.51
1:H:138:LEU:HB3	1:H:164:MET:HG2	1.93	0.51
1:H:231:ASP:O	1:H:251:LYS:NZ	2.43	0.51
1:N:168:ASN:OD1	1:N:169:LYS:N	2.43	0.51
1:N:290:SER:O	1:N:293:ILE:HG22	2.10	0.51
1:R:52:ASN:O	1:R:56:VAL:HG13	2.11	0.51
1:R:234:LYS:O	1:R:245:ILE:HD12	2.11	0.51
1:T:128:GLU:OE2	1:T:165:ARG:NH1	2.43	0.51
1:U:120:ASN:OD1	1:U:124:ASN:ND2	2.44	0.51
1:n:54:LEU:HD12	1:n:329:VAL:HG13	1.90	0.51
1:n:91:ARG:O	1:n:95:LEU:HG	2.11	0.51
1:s:219:ILE:HD12	1:s:222:LEU:HD23	1.92	0.51
1:s:291:VAL:O	1:s:294:ILE:HG22	2.10	0.51
1:t:55:ASN:O	1:t:59:ARG:HG3	2.11	0.51
1:u:340:ASP:O	1:u:344:GLU:HG2	2.11	0.51
1:x:350:LYS:O	1:x:354:LEU:HD22	2.11	0.51
1:z:332:SER:HA	1:z:335:ARG:HH12	1.74	0.51
1:3:162:LYS:HD3	1:3:304:HIS:HB3	1.92	0.51

Continued on next page...

Continued from previous page...

Atom-1	Atom-2	Interatomic distance (Å)	Clash overlap (Å)
1:A:343:LYS:HA	1:A:343:LYS:HE2	1.93	0.51
1:C:92:MET:HE1	1:C:120:ASN:OD1	2.11	0.51
1:G:210:ASN:C	1:G:211:ILE:HD12	2.36	0.51
1:H:35:GLY:O	1:S:6:ASN:ND2	2.40	0.51
1:I:343:LYS:HE2	1:I:343:LYS:HA	1.92	0.51
1:M:30:GLU:OE2	1:M:39:ASN:ND2	2.35	0.51
1:P:29:MET:HE2	1:P:29:MET:N	2.26	0.51
1:Q:162:LYS:CD	1:Q:304:HIS:HB3	2.39	0.51
1:T:88:ILE:HG22	1:T:92:MET:HE2	1.91	0.51
1:c:247:ALA:HB1	1:c:252:VAL:HG21	1.92	0.51
1:i:376:LEU:HD12	1:i:377:GLY:H	1.75	0.51
1:u:105:SER:N	1:u:108:GLU:OE2	2.38	0.51
1:z:34:SER:HB2	1:z:36:PHE:HD2	1.76	0.51
1:1:70:ASP:O	1:1:74:ILE:HG12	2.11	0.51
1:1:169:LYS:HE2	1:1:169:LYS:HA	1.92	0.51
1:3:19:ASN:HA	1:3:22:ASN:ND2	2.25	0.51
1:C:50:ILE:HG22	1:C:54:LEU:HD11	1.92	0.51
1:C:205:GLN:NE2	1:C:206:GLU:O	2.43	0.51
1:F:12:MET:SD	1:m:327:GLU:HG2	2.51	0.51
1:G:59:ARG:HA	1:G:62:ASP:OD1	2.11	0.51
1:I:82:MET:HE1	1:I:304:HIS:HB2	1.92	0.51
1:L:205:GLN:HB2	1:L:207:GLN:HE22	1.75	0.51
1:Q:162:LYS:NZ	1:Q:307:GLU:HB2	2.25	0.51
1:S:246:PHE:CD1	1:S:292:ALA:HB1	2.45	0.51
1:S:276:VAL:O	1:S:279:ILE:HG12	2.11	0.51
1:U:25:GLN:NE2	1:U:351:SER:HB2	2.26	0.51
1:m:304:HIS:HA	1:m:307:GLU:OE2	2.11	0.51
1:q:335:ARG:HH11	1:q:335:ARG:HG3	1.76	0.51
1:r:125:ARG:HG2	1:r:125:ARG:HH11	1.76	0.51
1:v:52:ASN:HA	1:v:55:ASN:HD22	1.76	0.51
1:w:27:THR:O	1:w:31:ARG:HG3	2.11	0.51
1:w:92:MET:HG2	1:w:119:LEU:HD12	1.92	0.51
1:1:174:VAL:HG22	1:1:273:LYS:HD2	1.93	0.51
1:2:30:GLU:OE2	1:p:10:SER:HA	2.11	0.51
1:2:143:GLY:HA3	1:2:145:LYS:HZ2	1.75	0.51
1:3:198:ASN:OD1	1:3:198:ASN:N	2.44	0.51
1:D:111:ALA:HA	1:D:114:GLU:OE2	2.11	0.51
1:U:192:LYS:HE2	1:U:261:GLY:O	2.11	0.51
1:U:225:TYR:O	1:U:229:GLN:HG2	2.10	0.51
1:m:300:TYR:CE2	1:m:304:HIS:NE2	2.79	0.51
1:n:170:MET:HG3	1:n:300:TYR:HE2	1.75	0.51

Continued on next page...

Continued from previous page...

Atom-1	Atom-2	Interatomic distance (Å)	Clash overlap (Å)
1:v:53:ARG:O	1:v:57:GLN:HG2	2.11	0.51
1:v:92:MET:HE1	1:v:123:LEU:HD11	1.93	0.51
1:1:292:ALA:HA	1:1:295:ASP:OD2	2.11	0.51
1:A:231:ASP:OD1	1:A:251:LYS:NZ	2.40	0.51
1:B:97:LEU:HD23	1:B:291:VAL:HG21	1.92	0.51
1:H:38:ILE:HG13	1:H:38:ILE:O	2.09	0.51
1:I:25:GLN:OE1	1:I:352:GLN:HG2	2.11	0.51
1:I:299:LYS:HD2	1:I:299:LYS:C	2.36	0.51
1:J:38:ILE:HG23	1:J:337:LYS:HG3	1.93	0.51
1:L:177:GLN:HE21	1:L:244:GLN:HB3	1.76	0.51
1:N:142:HIS:CG	1:N:143:GLY:H	2.29	0.51
1:Q:294:ILE:O	1:Q:298:LEU:HG	2.11	0.51
1:T:125:ARG:HD2	1:T:125:ARG:C	2.36	0.51
1:T:176:TYR:HB2	1:T:245:ILE:HB	1.93	0.51
1:T:238:ASP:OD2	1:T:242:LYS:HB2	2.10	0.51
1:i:218:ASP:HB3	1:i:221:GLU:HG3	1.92	0.51
1:j:344:GLU:OE1	1:j:344:GLU:HA	2.11	0.51
1:n:273:LYS:HD2	1:n:273:LYS:N	2.25	0.51
1:o:63:VAL:HG11	1:z:97:LEU:HB2	1.92	0.51
1:q:196:LYS:O	1:q:197:ILE:HD13	2.10	0.51
1:t:208:GLU:N	1:t:208:GLU:OE2	2.44	0.51
1:u:250:ASN:HD21	1:u:299:LYS:HE2	1.76	0.51
1:w:170:MET:HA	1:w:170:MET:HE3	1.93	0.51
1:x:321:ASN:OD1	1:x:325:ILE:HD11	2.11	0.51
1:2:142:HIS:CE1	1:2:161:LEU:HD12	2.45	0.51
1:A:276:VAL:HA	1:A:279:ILE:HD11	1.91	0.51
1:B:50:ILE:O	1:B:54:LEU:HD23	2.10	0.51
1:F:108:GLU:CG	1:P:50:ILE:HD11	2.41	0.51
1:M:163:ASP:OD1	1:M:165:ARG:HG3	2.11	0.51
1:M:239:GLN:OE1	1:M:284:VAL:HB	2.11	0.51
1:O:323:ASP:O	1:O:327:GLU:HG2	2.11	0.51
1:Q:314:ARG:NE	1:R:122:GLU:OE2	2.38	0.51
1:S:66:ARG:NE	1:S:66:ARG:O	2.44	0.51
1:U:163:ASP:C	1:U:164:MET:HE2	2.36	0.51
1:c:89:LEU:HD21	1:c:298:LEU:HB2	1.91	0.51
1:h:9:VAL:O	1:h:12:MET:HG2	2.11	0.51
1:j:182:LYS:HD3	1:j:186:TRP:CG	2.45	0.51
1:l:143:GLY:HA3	1:l:145:LYS:HE2	1.91	0.51
1:l:290:SER:HA	1:l:293:ILE:HD12	1.92	0.51
1:o:343:LYS:HA	1:o:343:LYS:HE2	1.93	0.51
1:q:72:ILE:HG13	1:q:312:GLN:OE1	2.11	0.51

Continued on next page...

Continued from previous page...

Atom-1	Atom-2	Interatomic distance (Å)	Clash overlap (Å)
1:t:332:SER:O	1:t:335:ARG:HG2	2.11	0.51
1:w:335:ARG:HD2	1:x:69:ASN:CB	2.41	0.51
1:1:350:LYS:HA	1:1:353:ILE:HD12	1.93	0.51
1:3:220:GLU:OE2	1:r:156:ALA:HB3	2.11	0.51
1:B:244:GLN:C	1:B:245:ILE:HD12	2.36	0.51
1:G:88:ILE:HG23	1:G:119:LEU:HD22	1.93	0.51
1:H:304:HIS:HA	1:H:307:GLU:HG3	1.92	0.51
1:K:23:SER:O	1:K:26:GLN:HG3	2.11	0.51
1:N:46:ALA:O	1:N:50:ILE:HG12	2.11	0.51
1:O:172:GLY:HA3	1:O:273:LYS:NZ	2.26	0.51
1:P:227:ASN:OD1	1:P:234:LYS:HG3	2.11	0.51
1:Q:220:GLU:HA	1:Q:237:VAL:HG21	1.91	0.51
1:c:170:MET:N	1:c:170:MET:SD	2.83	0.51
1:j:158:MET:HE3	1:u:220:GLU:HG2	1.92	0.51
1:k:195:LEU:HD13	1:k:262:LEU:HB2	1.93	0.51
1:1:150:GLY:HA3	1:1:155:GLU:CD	2.36	0.50
1:1:188:VAL:HG23	1:1:217:ASP:O	2.12	0.50
1:C:76:GLN:OE1	1:C:76:GLN:HA	2.10	0.50
1:C:343:LYS:HB3	1:C:343:LYS:NZ	2.24	0.50
1:J:115:GLU:O	1:J:119:LEU:HD22	2.11	0.50
1:L:27:THR:O	1:L:31:ARG:HG3	2.11	0.50
1:N:54:LEU:HA	1:N:57:GLN:HG3	1.93	0.50
1:U:25:GLN:NE2	1:U:348:MET:O	2.44	0.50
1:n:361:ILE:HD13	1:z:32:LEU:HD12	1.92	0.50
1:r:168:ASN:OD1	1:r:170:MET:N	2.43	0.50
1:s:82:MET:O	1:s:85:THR:OG1	2.27	0.50
1:s:253:GLU:OE1	1:s:254:GLY:N	2.43	0.50
1:v:177:GLN:HE22	1:v:179:GLU:HA	1.76	0.50
1:x:66:ARG:HA	1:x:69:ASN:OD1	2.11	0.50
1:1:152:ASP:N	1:1:155:GLU:OE2	2.42	0.50
1:3:79:GLU:O	1:3:305:ARG:NH2	2.44	0.50
1:A:6:ASN:ND2	1:h:35:GLY:O	2.42	0.50
1:D:202:SER:HA	1:D:253:GLU:HG3	1.92	0.50
1:F:163:ASP:O	1:F:164:MET:HE2	2.10	0.50
1:G:159:LEU:HB2	1:G:311:PHE:HE1	1.75	0.50
1:G:361:ILE:HD11	1:o:29:MET:HG2	1.93	0.50
1:H:356:GLN:O	1:H:359:SER:OG	2.26	0.50
1:K:82:MET:HG2	1:K:164:MET:HE3	1.93	0.50
1:L:111:ALA:HA	1:L:114:GLU:HG2	1.92	0.50
1:L:276:VAL:O	1:L:279:ILE:HG12	2.12	0.50
1:N:323:ASP:O	1:N:327:GLU:HG3	2.11	0.50

Continued on next page...

Continued from previous page...

Atom-1	Atom-2	Interatomic distance (Å)	Clash overlap (Å)
1:S:122:GLU:HB2	1:c:314:ARG:CD	2.41	0.50
1:u:50:ILE:O	1:u:54:LEU:HG	2.10	0.50
1:u:111:ALA:HA	1:u:114:GLU:OE2	2.10	0.50
1:u:238:ASP:OD1	1:u:239:GLN:NE2	2.43	0.50
1:z:109:ARG:HB3	1:z:282:THR:HA	1.93	0.50
1:1:151:ALA:N	1:1:155:GLU:OE2	2.44	0.50
1:1:332:SER:HA	1:1:335:ARG:HE	1.76	0.50
1:J:366:LYS:NZ	1:T:377:GLY:O	2.44	0.50
1:N:300:TYR:CZ	1:N:304:HIS:HE1	2.30	0.50
1:P:176:TYR:HB2	1:P:245:ILE:HG23	1.91	0.50
1:P:219:ILE:HD11	1:P:243:LEU:HD23	1.93	0.50
1:S:144:ALA:HB1	1:S:158:MET:CE	2.41	0.50
1:T:171:MET:HA	1:T:171:MET:HE3	1.94	0.50
1:h:159:LEU:HD13	1:h:311:PHE:CE2	2.47	0.50
1:m:69:ASN:HA	1:m:72:ILE:HD12	1.94	0.50
1:m:106:LYS:HE2	1:m:106:LYS:HA	1.93	0.50
1:n:153:ASN:OD1	1:n:154:GLY:N	2.44	0.50
1:p:169:LYS:HD2	1:p:169:LYS:O	2.11	0.50
1:p:185:ASP:OD1	1:p:185:ASP:N	2.33	0.50
1:t:57:GLN:O	1:t:61:LEU:HG	2.11	0.50
1:t:325:ILE:O	1:t:329:VAL:HG22	2.11	0.50
1:z:74:ILE:O	1:z:77:THR:OG1	2.24	0.50
1:2:149:ILE:HG21	1:2:315:PHE:CE2	2.46	0.50
1:A:73:SER:OG	1:V:335:ARG:NH2	2.45	0.50
1:D:227:ASN:OD1	1:D:234:LYS:HD3	2.12	0.50
1:F:318:ALA:O	1:F:322:LEU:HG	2.11	0.50
1:I:161:LEU:C	1:I:162:LYS:HD2	2.37	0.50
1:R:59:ARG:HA	1:R:62:ASP:OD2	2.11	0.50
1:R:316:ASN:HA	1:R:319:ILE:HD12	1.94	0.50
1:S:238:ASP:OD2	1:S:242:LYS:HB2	2.11	0.50
1:h:94:ASP:OD2	1:h:95:LEU:N	2.45	0.50
1:i:37:LYS:NZ	1:i:336:ILE:O	2.45	0.50
1:k:128:GLU:OE1	1:k:165:ARG:NH1	2.43	0.50
1:m:70:ASP:O	1:m:74:ILE:HG12	2.12	0.50
1:n:70:ASP:O	1:n:74:ILE:HG13	2.11	0.50
1:t:299:LYS:NZ	1:t:303:SER:HB2	2.26	0.50
1:1:214:LYS:HB2	1:1:217:ASP:OD1	2.12	0.50
1:2:350:LYS:HA	1:2:353:ILE:HG22	1.93	0.50
1:B:61:LEU:HD12	1:B:322:LEU:HB3	1.91	0.50
1:C:190:GLU:H	1:C:190:GLU:CD	2.18	0.50
1:C:222:LEU:HG	1:C:226:ILE:HD11	1.94	0.50

Continued on next page...

Continued from previous page...

Atom-1	Atom-2	Interatomic distance (Å)	Clash overlap (Å)
1:D:89:LEU:HA	1:D:92:MET:HE3	1.92	0.50
1:E:288:GLN:HG3	1:P:153:ASN:OD1	2.12	0.50
1:M:239:GLN:HE22	1:M:285:GLY:H	1.58	0.50
1:O:27:THR:O	1:O:31:ARG:HG3	2.11	0.50
1:S:36:PHE:CD1	1:S:337:LYS:HG2	2.46	0.50
1:i:88:ILE:O	1:i:92:MET:HG3	2.11	0.50
1:j:49:GLN:HE22	1:j:53:ARG:NE	2.09	0.50
1:j:93:ARG:NH1	1:j:295:ASP:OD1	2.44	0.50
1:o:82:MET:HB2	1:o:305:ARG:HD3	1.93	0.50
1:s:68:ALA:O	1:s:72:ILE:HG13	2.11	0.50
1:v:84:GLU:OE1	1:v:84:GLU:HA	2.12	0.50
1:2:239:GLN:NE2	1:2:240:ASP:OD1	2.38	0.50
1:2:299:LYS:O	1:2:299:LYS:HD2	2.12	0.50
1:K:4:ASN:ND2	1:K:7:THR:HB	2.26	0.50
1:K:219:ILE:HG22	1:K:237:VAL:HG21	1.92	0.50
1:L:82:MET:HE1	1:L:308:LEU:HD11	1.94	0.50
1:N:69:ASN:HA	1:N:72:ILE:HD12	1.94	0.50
1:l:95:LEU:HB3	1:l:112:ILE:CG2	2.41	0.50
1:n:36:PHE:HA	1:n:338:ASP:HA	1.92	0.50
1:p:174:VAL:HG23	1:p:249:ASN:OD1	2.11	0.50
1:p:348:MET:O	1:p:352:GLN:HG3	2.12	0.50
1:t:108:GLU:O	1:t:112:ILE:HG13	2.12	0.50
1:u:84:GLU:HA	1:u:87:ASN:OD1	2.11	0.50
1:1:302:ASP:OD1	1:1:302:ASP:N	2.43	0.50
1:3:50:ILE:O	1:3:54:LEU:HG	2.12	0.50
1:3:321:ASN:OD1	1:3:325:ILE:HD11	2.11	0.50
1:A:375:LEU:HD11	1:B:362:LEU:HD23	1.93	0.50
1:G:333:LYS:HA	1:G:336:ILE:HD12	1.94	0.50
1:H:159:LEU:HB2	1:H:311:PHE:HE1	1.74	0.50
1:I:84:GLU:HA	1:I:84:GLU:OE2	2.12	0.50
1:I:160:GLU:HG2	1:I:162:LYS:NZ	2.26	0.50
1:J:88:ILE:O	1:J:92:MET:HG3	2.12	0.50
1:O:113:GLN:OE1	1:O:281:VAL:HG22	2.12	0.50
1:P:106:LYS:HE3	1:P:109:ARG:HD2	1.93	0.50
1:Q:69:ASN:O	1:Q:72:ILE:HG22	2.12	0.50
1:S:84:GLU:O	1:S:88:ILE:HG13	2.12	0.50
1:h:3:VAL:HG12	1:h:372:ALA:HB2	1.93	0.50
1:j:170:MET:HA	1:j:170:MET:HE3	1.93	0.50
1:k:50:ILE:O	1:k:54:LEU:HD23	2.11	0.50
1:k:79:GLU:OE1	1:k:305:ARG:NH2	2.39	0.50
1:m:164:MET:HE1	1:m:304:HIS:HD2	1.77	0.50

Continued on next page...

Continued from previous page...

Atom-1	Atom-2	Interatomic distance (Å)	Clash overlap (Å)
1:u:223:ALA:HA	1:u:226:ILE:HD12	1.94	0.50
1:1:219:ILE:HG23	1:1:220:GLU:OE2	2.12	0.50
1:3:231:ASP:O	1:3:234:LYS:NZ	2.40	0.50
1:H:171:MET:HA	1:H:171:MET:HE3	1.92	0.50
1:H:177:GLN:N	1:H:272:LYS:HZ1	2.09	0.50
1:H:300:TYR:HE1	1:H:304:HIS:NE2	2.09	0.50
1:I:163:ASP:C	1:I:164:MET:HE2	2.37	0.50
1:R:267:GLY:O	1:R:268:LEU:HD23	2.11	0.50
1:q:313:ASN:HA	1:q:316:ASN:HD22	1.76	0.50
1:s:31:ARG:HD2	1:s:344:GLU:OE2	2.12	0.50
1:1:95:LEU:HD22	1:1:112:ILE:HD11	1.93	0.50
1:3:218:ASP:O	1:3:222:LEU:N	2.43	0.50
1:J:321:ASN:O	1:J:325:ILE:HG12	2.12	0.50
1:M:27:THR:HG22	1:M:31:ARG:NH1	2.27	0.50
1:M:69:ASN:HA	1:M:72:ILE:HD12	1.94	0.50
1:Q:343:LYS:HB2	1:Q:343:LYS:NZ	2.27	0.50
1:S:171:MET:HE1	1:S:300:TYR:HD2	1.77	0.50
1:c:222:LEU:O	1:c:226:ILE:HG22	2.11	0.50
1:c:316:ASN:O	1:c:319:ILE:HG22	2.12	0.50
1:i:223:ALA:O	1:i:227:ASN:ND2	2.45	0.50
1:j:144:ALA:HB2	1:j:160:GLU:HG2	1.93	0.50
1:k:78:ALA:O	1:k:82:MET:HG3	2.12	0.50
1:q:300:TYR:O	1:q:304:HIS:ND1	2.44	0.50
1:v:85:THR:HA	1:v:88:ILE:HD12	1.92	0.50
1:x:28:SER:OG	1:x:348:MET:HB2	2.12	0.50
1:z:246:PHE:HD1	1:z:247:ALA:N	2.10	0.50
1:z:294:ILE:O	1:z:298:LEU:HD12	2.10	0.50
1:1:9:VAL:HA	1:1:12:MET:HE2	1.94	0.49
1:2:125:ARG:HG2	1:2:125:ARG:HH11	1.76	0.49
1:B:142:HIS:CG	1:B:143:GLY:H	2.29	0.49
1:B:305:ARG:HE	1:M:48:LEU:HD11	1.77	0.49
1:D:171:MET:HE1	1:D:300:TYR:CE2	2.47	0.49
1:H:366:LYS:O	1:H:369:PRO:HD2	2.12	0.49
1:J:125:ARG:NH1	1:J:129:THR:HG21	2.27	0.49
1:K:13:THR:O	1:K:17:TYR:HD2	1.94	0.49
1:L:105:SER:OG	1:L:106:LYS:N	2.45	0.49
1:N:128:GLU:OE2	1:N:165:ARG:NH1	2.45	0.49
1:Q:300:TYR:CD1	1:Q:304:HIS:CE1	3.00	0.49
1:R:31:ARG:NH2	1:R:37:LYS:O	2.44	0.49
1:R:162:LYS:HD3	1:R:304:HIS:ND1	2.27	0.49
1:T:38:ILE:HG13	1:T:43:ASP:HB2	1.94	0.49

Continued on next page...

Continued from previous page...

Atom-1	Atom-2	Interatomic distance (Å)	Clash overlap (Å)
1:j:114:GLU:OE1	1:j:114:GLU:HA	2.12	0.49
1:u:257:GLU:N	1:u:257:GLU:OE2	2.45	0.49
1:3:196:LYS:HZ1	1:3:210:ASN:HD21	1.59	0.49
1:3:196:LYS:NZ	1:3:210:ASN:HD21	2.10	0.49
1:I:128:GLU:OE1	1:I:128:GLU:HA	2.11	0.49
1:K:171:MET:HB3	1:K:276:VAL:HG23	1.94	0.49
1:L:196:LYS:HZ2	1:L:208:GLU:CD	2.20	0.49
1:M:239:GLN:NE2	1:M:285:GLY:H	2.11	0.49
1:M:267:GLY:O	1:M:268:LEU:HD23	2.12	0.49
1:S:108:GLU:CD	1:S:108:GLU:H	2.20	0.49
1:i:78:ALA:O	1:i:82:MET:HG3	2.11	0.49
1:i:239:GLN:HG3	1:i:284:VAL:HB	1.93	0.49
1:i:300:TYR:CE1	1:i:304:HIS:CE1	3.00	0.49
1:l:84:GLU:O	1:l:88:ILE:HG12	2.11	0.49
1:n:131:SER:HB3	1:n:136:LYS:HD3	1.93	0.49
1:q:79:GLU:OE1	1:q:305:ARG:HD2	2.13	0.49
1:u:219:ILE:HG13	1:u:237:VAL:HG21	1.92	0.49
1:x:23:SER:HA	1:x:26:GLN:OE1	2.12	0.49
1:x:31:ARG:HD3	1:x:37:LYS:HA	1.93	0.49
1:z:29:MET:HA	1:z:32:LEU:HG	1.94	0.49
1:1:111:ALA:HA	1:1:114:GLU:OE2	2.12	0.49
1:1:159:LEU:HD23	1:1:160:GLU:N	2.27	0.49
1:2:89:LEU:HA	1:2:92:MET:HE3	1.94	0.49
1:3:28:SER:O	1:3:32:LEU:HG	2.12	0.49
1:F:233:VAL:HG23	1:F:245:ILE:HD11	1.94	0.49
1:G:184:LYS:HD2	1:R:158:MET:SD	2.52	0.49
1:K:203:TYR:OH	1:h:106:LYS:NZ	2.44	0.49
1:M:332:SER:O	1:M:336:ILE:HD12	2.11	0.49
1:N:85:THR:O	1:N:89:LEU:HD23	2.11	0.49
1:P:68:ALA:O	1:P:72:ILE:HG12	2.12	0.49
1:P:95:LEU:HD22	1:P:112:ILE:HG23	1.94	0.49
1:P:196:LYS:HB2	1:P:259:SER:OG	2.11	0.49
1:R:357:ALA:O	1:R:361:ILE:HG12	2.12	0.49
1:U:57:GLN:O	1:U:61:LEU:HG	2.12	0.49
1:U:83:ASN:HA	1:U:305:ARG:HH12	1.77	0.49
1:U:98:GLN:OE1	1:U:98:GLN:HA	2.12	0.49
1:U:334:SER:HA	1:U:338:ASP:OD2	2.11	0.49
1:i:244:GLN:C	1:i:245:ILE:HD12	2.37	0.49
1:q:91:ARG:NH1	1:q:94:ASP:OD2	2.45	0.49
1:r:321:ASN:O	1:r:325:ILE:HG13	2.13	0.49
1:t:246:PHE:CD2	1:t:292:ALA:HB1	2.46	0.49

Continued on next page...

Continued from previous page...

Atom-1	Atom-2	Interatomic distance (Å)	Clash overlap (Å)
1:u:328:ASN:OD1	1:v:76:GLN:HG2	2.12	0.49
1:v:59:ARG:HA	1:v:62:ASP:OD1	2.12	0.49
1:1:47:GLY:HA2	1:1:50:ILE:HG22	1.94	0.49
1:1:262:LEU:O	1:1:266:LEU:HG	2.13	0.49
1:A:328:ASN:OD1	1:B:76:GLN:HG2	2.11	0.49
1:E:246:PHE:HB2	1:E:289:GLU:OE2	2.13	0.49
1:F:108:GLU:HG2	1:P:50:ILE:HD11	1.94	0.49
1:H:159:LEU:HD12	1:H:160:GLU:H	1.77	0.49
1:N:202:SER:HA	1:N:253:GLU:HG2	1.94	0.49
1:P:168:ASN:HD21	1:P:170:MET:HE1	1.77	0.49
1:S:117:THR:HA	1:S:120:ASN:HD22	1.77	0.49
1:T:205:GLN:NE2	1:T:206:GLU:O	2.46	0.49
1:U:128:GLU:OE2	1:U:165:ARG:NH1	2.44	0.49
1:c:193:ASN:HA	1:c:262:LEU:HD21	1.93	0.49
1:h:312:GLN:O	1:h:316:ASN:ND2	2.39	0.49
1:l:51:SER:HA	1:l:54:LEU:HD12	1.93	0.49
1:m:209:ILE:HG22	1:m:211:ILE:HD11	1.94	0.49
1:n:45:ALA:O	1:n:49:GLN:HG3	2.12	0.49
1:z:26:GLN:HA	1:z:29:MET:HE1	1.95	0.49
1:z:37:LYS:NZ	1:z:336:ILE:O	2.45	0.49
1:z:106:LYS:O	1:z:110:VAL:HG23	2.13	0.49
1:B:357:ALA:O	1:B:361:ILE:HG12	2.13	0.49
1:F:303:SER:O	1:F:307:GLU:OE2	2.31	0.49
1:M:27:THR:HG22	1:M:31:ARG:HH12	1.78	0.49
1:O:88:ILE:HG23	1:O:119:LEU:HD22	1.93	0.49
1:k:3:VAL:O	1:k:4:ASN:C	2.54	0.49
1:k:52:ASN:O	1:k:56:VAL:HG23	2.12	0.49
1:s:319:ILE:HA	1:s:322:LEU:HD12	1.95	0.49
1:t:187:ASN:OD1	1:t:187:ASN:N	2.46	0.49
1:t:250:ASN:ND2	1:t:250:ASN:C	2.71	0.49
1:u:57:GLN:O	1:u:61:LEU:HG	2.12	0.49
1:u:88:ILE:HG23	1:u:119:LEU:HD22	1.95	0.49
1:v:31:ARG:NH2	1:v:37:LYS:HB2	2.27	0.49
1:3:142:HIS:CG	1:3:143:GLY:N	2.80	0.49
1:3:288:GLN:OE1	1:r:153:ASN:ND2	2.40	0.49
1:A:12:MET:O	1:A:15:GLN:HG2	2.13	0.49
1:B:82:MET:HE1	1:B:304:HIS:HB3	1.95	0.49
1:C:287:ALA:O	1:C:290:SER:OG	2.29	0.49
1:F:321:ASN:O	1:F:325:ILE:HD12	2.13	0.49
1:L:162:LYS:HB2	1:L:164:MET:CE	2.42	0.49
1:O:190:GLU:CD	1:O:190:GLU:H	2.20	0.49

Continued on next page...

Continued from previous page...

Atom-1	Atom-2	Interatomic distance (Å)	Clash overlap (Å)
1:S:192:LYS:O	1:S:192:LYS:HG3	2.13	0.49
1:U:144:ALA:HB2	1:U:160:GLU:OE1	2.12	0.49
1:j:334:SER:HA	1:j:338:ASP:OD1	2.13	0.49
1:n:262:LEU:O	1:n:266:LEU:HG	2.12	0.49
1:v:32:LEU:HD21	1:v:344:GLU:HG2	1.95	0.49
1:w:111:ALA:HA	1:w:114:GLU:OE2	2.13	0.49
1:H:84:GLU:O	1:H:88:ILE:HG13	2.12	0.49
1:I:111:ALA:HA	1:I:114:GLU:OE1	2.13	0.49
1:I:146:SER:HA	1:I:158:MET:HA	1.94	0.49
1:J:294:ILE:O	1:J:298:LEU:HG	2.13	0.49
1:K:281:VAL:HG12	1:K:287:ALA:HA	1.94	0.49
1:L:108:GLU:O	1:L:112:ILE:HG12	2.13	0.49
1:L:320:SER:HA	1:L:323:ASP:OD2	2.12	0.49
1:M:188:VAL:HG23	1:M:217:ASP:O	2.13	0.49
1:O:25:GLN:O	1:O:28:SER:OG	2.30	0.49
1:O:179:GLU:OE1	1:O:180:SER:OG	2.28	0.49
1:T:176:TYR:OH	1:T:255:GLU:OE2	2.29	0.49
1:c:113:GLN:OE1	1:c:281:VAL:HG22	2.13	0.49
1:n:108:GLU:OE2	1:n:108:GLU:N	2.36	0.49
1:o:12:MET:HA	1:o:15:GLN:OE1	2.13	0.49
1:r:176:TYR:HB2	1:r:245:ILE:HG22	1.95	0.49
1:s:122:GLU:O	1:s:126:ILE:HG13	2.13	0.49
1:x:79:GLU:HA	1:x:82:MET:CE	2.43	0.49
1:z:9:VAL:O	1:z:13:THR:HG23	2.13	0.49
1:1:26:GLN:CG	1:z:10:SER:HB3	2.43	0.49
1:2:292:ALA:HA	1:2:295:ASP:OD2	2.12	0.49
1:B:111:ALA:HA	1:B:114:GLU:OE1	2.13	0.49
1:C:117:THR:HA	1:C:120:ASN:HD22	1.77	0.49
1:F:16:ARG:NE	1:m:327:GLU:OE2	2.38	0.49
1:G:159:LEU:HB2	1:G:311:PHE:CE1	2.48	0.49
1:K:68:ALA:O	1:K:72:ILE:HG13	2.11	0.49
1:L:51:SER:HB2	1:L:333:LYS:HZ2	1.77	0.49
1:O:62:ASP:O	1:O:66:ARG:HG3	2.13	0.49
1:P:184:LYS:HE2	1:P:219:ILE:HG22	1.94	0.49
1:Q:91:ARG:NE	1:Q:95:LEU:HD21	2.27	0.49
1:c:177:GLN:NE2	1:c:178:ALA:N	2.60	0.49
1:h:262:LEU:O	1:h:265:GLU:N	2.46	0.49
1:l:38:ILE:HD12	1:l:337:LYS:HA	1.94	0.49
1:n:358:SER:O	1:n:361:ILE:HG22	2.13	0.49
1:p:214:LYS:HB2	1:p:217:ASP:OD1	2.13	0.49
1:r:239:GLN:HE21	1:r:240:ASP:CG	2.21	0.49

Continued on next page...

Continued from previous page...

Atom-1	Atom-2	Interatomic distance (Å)	Clash overlap (Å)
1:w:277:ASP:N	1:w:277:ASP:OD1	2.44	0.49
1:w:346:THR:O	1:w:347:ALA:C	2.55	0.49
1:z:131:SER:HB3	1:z:136:LYS:HD2	1.95	0.49
1:z:174:VAL:HG13	1:z:273:LYS:HD2	1.94	0.49
1:1:343:LYS:HA	1:1:343:LYS:HE2	1.95	0.49
1:3:168:ASN:HD21	1:3:170:MET:CE	2.26	0.49
1:B:137:LEU:HB2	1:B:138:LEU:HD22	1.95	0.49
1:G:63:VAL:HA	1:G:66:ARG:NH1	2.28	0.49
1:H:66:ARG:H	1:H:66:ARG:HD2	1.78	0.49
1:L:195:LEU:HD12	1:L:196:LYS:N	2.28	0.49
1:R:351:SER:HA	1:R:354:LEU:HD12	1.95	0.49
1:U:236:SER:OG	1:U:244:GLN:HB2	2.13	0.49
1:c:92:MET:HE1	1:c:116:VAL:HA	1.93	0.49
1:h:159:LEU:HD12	1:h:160:GLU:N	2.27	0.49
1:i:348:MET:O	1:i:352:GLN:HG3	2.11	0.49
1:k:228:GLY:HA2	1:l:136:LYS:NZ	2.28	0.49
1:l:139:ASN:OD1	1:l:141:THR:HG22	2.12	0.49
1:r:183:GLY:C	1:r:185:ASP:H	2.21	0.49
1:s:170:MET:HE2	1:s:170:MET:N	2.27	0.49
1:t:86:THR:O	1:t:90:GLN:HG2	2.13	0.49
1:v:308:LEU:O	1:v:312:GLN:HG3	2.13	0.49
1:z:362:LEU:HD12	1:z:362:LEU:O	2.13	0.49
1:1:80:GLY:HA2	1:z:324:ASN:HD21	1.78	0.49
1:1:208:GLU:O	1:1:209:ILE:HD13	2.13	0.49
1:3:170:MET:HG3	1:3:249:ASN:HD22	1.76	0.49
1:A:68:ALA:O	1:A:72:ILE:HG13	2.13	0.49
1:C:190:GLU:OE2	1:C:190:GLU:N	2.28	0.49
1:D:196:LYS:C	1:D:197:ILE:HD13	2.38	0.49
1:E:288:GLN:NE2	1:P:153:ASN:OD1	2.46	0.49
1:F:104:ASN:O	1:F:109:ARG:NH2	2.44	0.49
1:I:300:TYR:CE1	1:I:304:HIS:NE2	2.81	0.49
1:J:184:LYS:CD	1:U:158:MET:HE1	2.42	0.49
1:K:84:GLU:O	1:K:88:ILE:HG12	2.13	0.49
1:M:214:LYS:HD3	1:M:216:GLY:H	1.77	0.49
1:N:49:GLN:O	1:N:53:ARG:HG2	2.12	0.49
1:h:70:ASP:OD2	1:s:101:ASN:ND2	2.42	0.49
1:j:297:ALA:O	1:j:301:VAL:HG22	2.13	0.49
1:k:157:VAL:CG2	1:k:314:ARG:HH22	2.18	0.49
1:k:349:THR:O	1:k:353:ILE:HG12	2.13	0.49
1:l:164:MET:HE1	1:l:301:VAL:HG12	1.95	0.49
1:n:5:VAL:HG22	1:n:372:ALA:HB1	1.95	0.49

Continued on next page...

Continued from previous page...

Atom-1	Atom-2	Interatomic distance (Å)	Clash overlap (Å)
1:r:217:ASP:OD1	1:r:217:ASP:N	2.45	0.49
1:t:28:SER:O	1:t:32:LEU:HG	2.13	0.49
1:x:290:SER:O	1:x:294:ILE:HG12	2.12	0.49
1:3:172:GLY:HA2	1:3:275:THR:HA	1.96	0.48
1:B:168:ASN:O	1:B:171:MET:HB2	2.13	0.48
1:E:29:MET:O	1:E:32:LEU:HB3	2.12	0.48
1:E:168:ASN:HB3	1:E:171:MET:HG2	1.95	0.48
1:G:173:GLY:HA3	1:G:246:PHE:CZ	2.48	0.48
1:G:272:LYS:HD3	1:G:272:LYS:C	2.38	0.48
1:H:49:GLN:O	1:H:53:ARG:HG2	2.13	0.48
1:I:192:LYS:NZ	1:I:265:GLU:OE1	2.31	0.48
1:J:82:MET:HE1	1:J:304:HIS:HB3	1.95	0.48
1:K:142:HIS:CG	1:K:143:GLY:H	2.30	0.48
1:K:290:SER:O	1:K:293:ILE:HG22	2.12	0.48
1:O:122:GLU:OE1	1:O:125:ARG:NH2	2.45	0.48
1:S:194:ASP:CG	1:S:261:GLY:H	2.21	0.48
1:T:332:SER:O	1:T:336:ILE:HD12	2.13	0.48
1:V:53:ARG:HG2	1:V:53:ARG:HH11	1.78	0.48
1:c:95:LEU:HD21	1:c:115:GLU:HB3	1.95	0.48
1:h:108:GLU:CD	1:h:108:GLU:H	2.21	0.48
1:i:366:LYS:HD2	1:s:349:THR:HG21	1.94	0.48
1:n:246:PHE:HZ	1:n:293:ILE:HD13	1.76	0.48
1:o:171:MET:SD	1:o:300:TYR:CD1	3.06	0.48
1:p:58:SER:HA	1:p:61:LEU:HD12	1.94	0.48
1:p:248:GLY:O	1:p:252:VAL:HG12	2.13	0.48
1:p:369:PRO:HD2	1:p:370:ASN:N	2.23	0.48
1:t:169:LYS:HD3	1:t:169:LYS:N	2.28	0.48
1:u:273:LYS:HD3	1:u:273:LYS:N	2.28	0.48
1:w:84:GLU:HA	1:w:87:ASN:HD22	1.76	0.48
1:z:184:LYS:NZ	1:z:218:ASP:OD1	2.42	0.48
1:2:72:ILE:HD11	1:2:319:ILE:HD11	1.94	0.48
1:3:93:ARG:NH2	1:r:151:ALA:O	2.45	0.48
1:D:161:LEU:HA	1:D:162:LYS:NZ	2.28	0.48
1:E:357:ALA:O	1:E:361:ILE:HG12	2.13	0.48
1:G:108:GLU:O	1:G:112:ILE:HG13	2.13	0.48
1:H:162:LYS:O	1:H:164:MET:HE2	2.13	0.48
1:H:316:ASN:HA	1:H:319:ILE:HD12	1.95	0.48
1:I:49:GLN:HE22	1:p:302:ASP:HB2	1.77	0.48
1:J:47:GLY:HA2	1:J:50:ILE:HD12	1.94	0.48
1:N:151:ALA:N	1:N:155:GLU:OE1	2.45	0.48
1:P:191:GLY:O	1:P:192:LYS:HE3	2.13	0.48

Continued on next page...

Continued from previous page...

Atom-1	Atom-2	Interatomic distance (Å)	Clash overlap (Å)
1:Q:319:ILE:HA	1:Q:322:LEU:HD12	1.95	0.48
1:R:220:GLU:CG	1:R:237:VAL:HG11	2.43	0.48
1:S:316:ASN:O	1:S:319:ILE:HG12	2.13	0.48
1:o:240:ASP:HB3	1:o:242:LYS:HG3	1.94	0.48
1:r:205:GLN:HG2	1:r:206:GLU:N	2.27	0.48
1:s:69:ASN:HA	1:s:72:ILE:HD12	1.95	0.48
1:w:299:LYS:HD2	1:w:299:LYS:C	2.38	0.48
1:x:196:LYS:HD3	1:x:196:LYS:N	2.27	0.48
1:2:17:TYR:HD1	1:3:33:SER:HB3	1.78	0.48
1:A:79:GLU:OE1	1:A:305:ARG:NE	2.46	0.48
1:D:277:ASP:N	1:D:277:ASP:OD1	2.45	0.48
1:F:210:ASN:C	1:F:211:ILE:HD12	2.38	0.48
1:G:31:ARG:HH11	1:G:31:ARG:HG2	1.77	0.48
1:K:106:LYS:NZ	1:K:282:THR:O	2.45	0.48
1:O:91:ARG:O	1:O:95:LEU:HG	2.13	0.48
1:P:28:SER:HB2	1:P:29:MET:HE2	1.95	0.48
1:k:314:ARG:HD2	1:w:118:ALA:O	2.12	0.48
1:l:91:ARG:O	1:l:95:LEU:HG	2.13	0.48
1:l:287:ALA:O	1:l:291:VAL:HG23	2.12	0.48
1:p:15:GLN:HE22	1:z:343:LYS:HZ3	1.59	0.48
1:q:322:LEU:HA	1:q:325:ILE:HD12	1.95	0.48
1:r:59:ARG:HA	1:r:62:ASP:OD2	2.13	0.48
1:s:276:VAL:O	1:s:279:ILE:HG12	2.12	0.48
1:u:251:LYS:HG2	1:u:251:LYS:O	2.14	0.48
1:v:244:GLN:NE2	1:v:289:GLU:OE1	2.46	0.48
1:w:169:LYS:HE2	1:w:169:LYS:HA	1.95	0.48
1:x:160:GLU:OE1	1:x:161:LEU:N	2.47	0.48
1:z:190:GLU:OE2	1:z:190:GLU:N	2.25	0.48
1:z:196:LYS:HB2	1:z:259:SER:OG	2.13	0.48
1:B:170:MET:HE1	1:B:250:ASN:HB3	1.96	0.48
1:D:108:GLU:HG2	1:N:50:ILE:HD11	1.96	0.48
1:D:226:ILE:HA	1:D:229:GLN:HG2	1.95	0.48
1:F:162:LYS:HE3	1:F:304:HIS:CG	2.47	0.48
1:G:55:ASN:O	1:G:59:ARG:HG3	2.14	0.48
1:H:65:VAL:HG13	1:H:319:ILE:HG23	1.95	0.48
1:J:170:MET:HE2	1:J:170:MET:HA	1.94	0.48
1:L:37:LYS:NZ	1:L:336:ILE:O	2.41	0.48
1:O:169:LYS:HG3	1:O:170:MET:HE3	1.95	0.48
1:R:84:GLU:O	1:R:88:ILE:HD12	2.13	0.48
1:R:192:LYS:HA	1:R:261:GLY:CA	2.39	0.48
1:U:79:GLU:HA	1:U:82:MET:HE3	1.95	0.48

Continued on next page...

Continued from previous page...

Atom-1	Atom-2	Interatomic distance (Å)	Clash overlap (Å)
1:i:304:HIS:HA	1:i:307:GLU:CD	2.38	0.48
1:n:139:ASN:OD1	1:n:141:THR:HG22	2.12	0.48
1:n:275:THR:OG1	1:n:277:ASP:OD1	2.26	0.48
1:n:287:ALA:O	1:n:290:SER:OG	2.25	0.48
1:o:37:LYS:HG2	1:o:337:LYS:O	2.12	0.48
1:q:185:ASP:N	1:q:185:ASP:OD1	2.46	0.48
1:r:239:GLN:CD	1:r:239:GLN:H	2.21	0.48
1:t:332:SER:O	1:t:336:ILE:HG12	2.14	0.48
1:t:368:ALA:HB3	1:t:369:PRO:HD3	1.95	0.48
1:1:315:PHE:O	1:1:319:ILE:HG13	2.13	0.48
1:B:144:ALA:O	1:B:145:LYS:HD2	2.14	0.48
1:B:256:VAL:HG12	1:B:258:PHE:CE1	2.48	0.48
1:D:162:LYS:HG3	1:D:304:HIS:HD2	1.78	0.48
1:E:194:ASP:OD1	1:E:261:GLY:N	2.34	0.48
1:H:192:LYS:NZ	1:H:261:GLY:HA2	2.29	0.48
1:L:59:ARG:HA	1:L:62:ASP:OD1	2.14	0.48
1:L:69:ASN:O	1:L:72:ILE:HG22	2.13	0.48
1:L:144:ALA:HB1	1:L:158:MET:SD	2.54	0.48
1:L:238:ASP:OD1	1:L:238:ASP:N	2.47	0.48
1:Q:300:TYR:O	1:Q:304:HIS:ND1	2.47	0.48
1:S:85:THR:HA	1:S:88:ILE:HD12	1.96	0.48
1:S:188:VAL:HG23	1:S:217:ASP:O	2.12	0.48
1:h:227:ASN:HD21	1:h:235:ALA:HB3	1.79	0.48
1:i:280:ASP:OD1	1:i:282:THR:HG23	2.13	0.48
1:i:343:LYS:NZ	1:i:343:LYS:HB2	2.28	0.48
1:l:3:VAL:HG12	1:w:342:ALA:HB2	1.95	0.48
1:o:2:ALA:N	1:z:340:ASP:OD1	2.46	0.48
1:q:159:LEU:HD23	1:q:160:GLU:N	2.28	0.48
1:s:22:ASN:O	1:s:26:GLN:HG3	2.12	0.48
1:t:365:ALA:O	1:t:369:PRO:HD3	2.13	0.48
1:u:176:TYR:OH	1:u:255:GLU:OE1	2.25	0.48
1:w:194:ASP:CG	1:w:261:GLY:H	2.22	0.48
1:z:31:ARG:NH2	1:z:43:ASP:OD1	2.47	0.48
1:B:113:GLN:HB2	1:B:281:VAL:HG22	1.95	0.48
1:E:122:GLU:OE1	1:O:314:ARG:NE	2.31	0.48
1:J:169:LYS:H	1:J:169:LYS:CD	2.26	0.48
1:L:366:LYS:O	1:L:369:PRO:HD2	2.13	0.48
1:N:4:ASN:ND2	1:N:4:ASN:O	2.45	0.48
1:O:223:ALA:O	1:O:226:ILE:HG22	2.14	0.48
1:i:299:LYS:NZ	1:i:303:SER:HB2	2.29	0.48
1:l:223:ALA:HA	1:l:226:ILE:HD12	1.95	0.48

Continued on next page...

Continued from previous page...

Atom-1	Atom-2	Interatomic distance (Å)	Clash overlap (Å)
1:n:4:ASN:HD21	1:n:6:ASN:HB2	1.78	0.48
1:n:26:GLN:HA	1:n:29:MET:HE2	1.94	0.48
1:o:31:ARG:HD3	1:o:344:GLU:OE2	2.14	0.48
1:o:196:LYS:HD3	1:o:209:ILE:O	2.14	0.48
1:p:243:LEU:HD13	1:p:266:LEU:HD13	1.96	0.48
1:u:348:MET:O	1:u:352:GLN:HG2	2.13	0.48
1:x:173:GLY:HA3	1:x:246:PHE:CZ	2.49	0.48
1:z:205:GLN:NE2	1:z:206:GLU:H	2.12	0.48
1:2:203:TYR:HB2	1:2:205:GLN:HE22	1.79	0.48
1:2:305:ARG:NH1	1:q:48:LEU:HD11	2.29	0.48
1:3:26:GLN:NE2	1:3:29:MET:SD	2.84	0.48
1:A:125:ARG:HG2	1:A:125:ARG:HH11	1.79	0.48
1:C:78:ALA:O	1:C:82:MET:HG2	2.14	0.48
1:C:220:GLU:H	1:C:220:GLU:HG2	1.47	0.48
1:D:25:GLN:O	1:D:29:MET:HG3	2.14	0.48
1:D:175:SER:O	1:D:271:GLY:HA2	2.13	0.48
1:H:243:LEU:HD23	1:H:244:GLN:N	2.28	0.48
1:J:210:ASN:O	1:J:211:ILE:HD13	2.13	0.48
1:N:68:ALA:O	1:N:72:ILE:HG13	2.13	0.48
1:N:126:ILE:O	1:N:130:THR:OG1	2.30	0.48
1:N:149:ILE:HD11	1:O:125:ARG:HH12	1.79	0.48
1:N:195:LEU:HB2	1:N:262:LEU:HB2	1.95	0.48
1:O:25:GLN:O	1:O:29:MET:HG3	2.13	0.48
1:O:91:ARG:NH1	1:O:95:LEU:HD21	2.28	0.48
1:O:175:SER:O	1:O:271:GLY:HA2	2.13	0.48
1:P:239:GLN:NE2	1:P:240:ASP:OD1	2.29	0.48
1:Q:239:GLN:CD	1:Q:239:GLN:H	2.21	0.48
1:U:87:ASN:O	1:U:90:GLN:HG3	2.14	0.48
1:U:233:VAL:HG13	1:U:246:PHE:O	2.14	0.48
1:V:338:ASP:OD1	1:V:339:THR:N	2.47	0.48
1:o:250:ASN:C	1:o:250:ASN:OD1	2.57	0.48
1:p:316:ASN:O	1:p:319:ILE:HG22	2.14	0.48
1:r:105:SER:OG	1:r:106:LYS:N	2.47	0.48
1:t:32:LEU:HD23	1:t:344:GLU:HG2	1.96	0.48
1:x:79:GLU:HA	1:x:82:MET:HE1	1.95	0.48
1:2:184:LYS:NZ	1:2:218:ASP:OD2	2.34	0.48
1:2:220:GLU:OE1	1:2:220:GLU:HA	2.13	0.48
1:A:30:GLU:CD	1:A:39:ASN:HD22	2.21	0.48
1:C:49:GLN:HA	1:C:52:ASN:ND2	2.27	0.48
1:D:5:VAL:HG13	1:k:341:PHE:CE1	2.49	0.48
1:D:159:LEU:HD23	1:D:160:GLU:N	2.29	0.48

Continued on next page...

Continued from previous page...

Atom-1	Atom-2	Interatomic distance (Å)	Clash overlap (Å)
1:H:214:LYS:HD3	1:T:165:ARG:HH22	1.77	0.48
1:L:177:GLN:NE2	1:L:244:GLN:HB3	2.28	0.48
1:P:192:LYS:O	1:P:262:LEU:HD13	2.14	0.48
1:Q:79:GLU:HA	1:Q:82:MET:HE2	1.95	0.48
1:Q:371:SER:O	1:Q:374:SER:OG	2.30	0.48
1:c:109:ARG:HB3	1:c:282:THR:HA	1.95	0.48
1:i:52:ASN:O	1:i:56:VAL:HG23	2.14	0.48
1:n:149:ILE:O	1:n:149:ILE:HG13	2.13	0.48
1:n:162:LYS:HE3	1:n:300:TYR:OH	2.14	0.48
1:t:27:THR:CG2	1:t:31:ARG:HE	2.27	0.48
1:t:343:LYS:HZ3	1:u:15:GLN:HE22	1.60	0.48
1:x:320:SER:O	1:x:323:ASP:OD2	2.31	0.48
1:x:320:SER:O	1:x:324:ASN:OD1	2.31	0.48
1:z:273:LYS:N	1:z:273:LYS:HD3	2.29	0.48
1:2:31:ARG:HD3	1:2:37:LYS:HA	1.96	0.48
1:A:321:ASN:O	1:A:325:ILE:HG13	2.14	0.48
1:B:40:SER:OG	1:B:42:LYS:NZ	2.44	0.48
1:C:6:ASN:N	1:C:6:ASN:OD1	2.45	0.48
1:F:302:ASP:OD1	1:F:302:ASP:N	2.47	0.48
1:I:299:LYS:HD2	1:I:299:LYS:O	2.13	0.48
1:J:81:ALA:O	1:J:85:THR:HG23	2.13	0.48
1:M:276:VAL:O	1:M:279:ILE:HG12	2.12	0.48
1:R:28:SER:HA	1:R:344:GLU:OE2	2.13	0.48
1:S:262:LEU:O	1:S:266:LEU:HG	2.14	0.48
1:S:364:GLN:OE1	1:S:364:GLN:HA	2.14	0.48
1:U:150:GLY:HA3	1:U:155:GLU:HB2	1.96	0.48
1:U:219:ILE:HG13	1:U:220:GLU:N	2.27	0.48
1:c:94:ASP:OD1	1:c:95:LEU:N	2.46	0.48
1:j:177:GLN:N	1:j:177:GLN:OE1	2.46	0.48
1:k:287:ALA:HA	1:k:290:SER:OG	2.14	0.48
1:o:173:GLY:HA3	1:o:246:PHE:CZ	2.49	0.48
1:p:12:MET:HG3	1:z:343:LYS:HZ1	1.78	0.48
1:q:239:GLN:CD	1:q:239:GLN:H	2.22	0.48
1:r:49:GLN:HA	1:r:52:ASN:OD1	2.13	0.48
1:s:130:THR:HG21	1:s:138:LEU:HD23	1.96	0.48
1:u:162:LYS:HZ1	1:u:304:HIS:HB3	1.77	0.48
1:u:238:ASP:OD2	1:u:242:LYS:HB2	2.14	0.48
1:z:9:VAL:HG23	1:z:12:MET:HE1	1.95	0.48
1:1:287:ALA:O	1:1:291:VAL:HG23	2.13	0.48
1:B:89:LEU:HA	1:B:92:MET:HG3	1.95	0.48
1:D:23:SER:O	1:D:27:THR:HG22	2.13	0.48

Continued on next page...

Continued from previous page...

Atom-1	Atom-2	Interatomic distance (Å)	Clash overlap (Å)
1:D:37:LYS:NZ	1:D:336:ILE:O	2.41	0.48
1:I:240:ASP:HB2	1:I:242:LYS:HG3	1.95	0.48
1:J:125:ARG:HD3	1:T:314:ARG:NH2	2.28	0.48
1:M:170:MET:N	1:M:170:MET:SD	2.86	0.48
1:P:31:ARG:NH1	1:P:36:PHE:O	2.46	0.48
1:P:70:ASP:O	1:P:73:SER:OG	2.28	0.48
1:R:211:ILE:HG22	1:R:212:SER:O	2.14	0.48
1:c:194:ASP:O	1:c:261:GLY:N	2.47	0.48
1:j:321:ASN:O	1:j:325:ILE:HG13	2.14	0.48
1:l:236:SER:HB3	1:l:288:GLN:HG3	1.95	0.48
1:n:199:LEU:HB3	1:n:256:VAL:HG22	1.96	0.48
1:t:84:GLU:O	1:t:88:ILE:HG12	2.14	0.48
1:t:330:ASN:HA	1:t:333:LYS:HE2	1.95	0.48
1:u:376:LEU:HD12	1:u:377:GLY:N	2.29	0.48
1:w:221:GLU:N	1:w:221:GLU:OE2	2.47	0.48
1:2:366:LYS:NZ	1:p:375:LEU:O	2.45	0.47
1:3:199:LEU:HD13	1:3:252:VAL:HG22	1.94	0.47
1:B:212:SER:O	1:B:214:LYS:NZ	2.38	0.47
1:D:138:LEU:HB3	1:D:164:MET:HG2	1.95	0.47
1:D:375:LEU:O	1:D:377:GLY:N	2.47	0.47
1:H:168:ASN:ND2	1:H:300:TYR:OH	2.47	0.47
1:I:101:ASN:HB2	1:T:67:ASN:OD1	2.14	0.47
1:J:361:ILE:HD11	1:V:376:LEU:HD11	1.95	0.47
1:K:49:GLN:HG2	1:K:53:ARG:NH2	2.29	0.47
1:L:246:PHE:HZ	1:L:293:ILE:HG13	1.78	0.47
1:M:83:ASN:OD1	1:M:83:ASN:C	2.57	0.47
1:N:273:LYS:C	1:N:273:LYS:HD3	2.39	0.47
1:P:219:ILE:HD11	1:P:243:LEU:CD2	2.44	0.47
1:S:115:GLU:O	1:S:119:LEU:HG	2.14	0.47
1:S:294:ILE:O	1:S:298:LEU:HD23	2.14	0.47
1:U:159:LEU:HD22	1:U:311:PHE:CE1	2.49	0.47
1:U:209:ILE:HG22	1:U:211:ILE:HD11	1.95	0.47
1:m:12:MET:O	1:m:15:GLN:HG2	2.14	0.47
1:v:357:ALA:O	1:v:361:ILE:HG12	2.14	0.47
1:x:48:LEU:O	1:x:52:ASN:ND2	2.47	0.47
1:C:69:ASN:HB3	1:M:335:ARG:HD3	1.97	0.47
1:K:314:ARG:NE	1:h:122:GLU:OE1	2.47	0.47
1:M:22:ASN:H	1:M:22:ASN:HD22	1.62	0.47
1:N:152:ASP:N	1:N:155:GLU:OE1	2.45	0.47
1:O:349:THR:O	1:O:353:ILE:HD12	2.15	0.47
1:P:147:PHE:HE1	1:P:159:LEU:HD23	1.79	0.47

Continued on next page...

Continued from previous page...

Atom-1	Atom-2	Interatomic distance (Å)	Clash overlap (Å)
1:Q:91:ARG:CZ	1:Q:95:LEU:HD21	2.44	0.47
1:R:276:VAL:O	1:R:279:ILE:HG12	2.14	0.47
1:R:299:LYS:NZ	1:c:49:GLN:OE1	2.46	0.47
1:T:31:ARG:HD3	1:T:37:LYS:HA	1.95	0.47
1:V:201:ASP:HB3	1:V:207:GLN:NE2	2.29	0.47
1:j:4:ASN:OD1	1:j:4:ASN:O	2.32	0.47
1:k:28:SER:O	1:k:32:LEU:HD23	2.14	0.47
1:k:201:ASP:OD2	1:k:203:TYR:HB2	2.14	0.47
1:l:202:SER:HB3	1:l:251:LYS:C	2.39	0.47
1:l:311:PHE:CE1	1:l:315:PHE:HE1	2.32	0.47
1:n:178:ALA:HB3	1:n:242:LYS:HB3	1.96	0.47
1:s:166:SER:OG	1:s:277:ASP:OD2	2.29	0.47
1:t:65:VAL:HG12	1:t:66:ARG:NH2	2.30	0.47
1:z:159:LEU:HD12	1:z:160:GLU:H	1.78	0.47
1:z:162:LYS:N	1:z:162:LYS:HD3	2.28	0.47
1:z:208:GLU:O	1:z:209:ILE:HD13	2.14	0.47
1:1:243:LEU:HD23	1:1:244:GLN:N	2.28	0.47
1:B:110:VAL:HG12	1:B:114:GLU:OE2	2.14	0.47
1:D:162:LYS:HG3	1:D:304:HIS:CD2	2.50	0.47
1:G:208:GLU:OE2	1:G:210:ASN:ND2	2.47	0.47
1:L:91:ARG:O	1:L:91:ARG:HD3	2.15	0.47
1:P:364:GLN:HA	1:P:367:GLN:OE1	2.14	0.47
1:U:25:GLN:CD	1:U:352:GLN:HG3	2.39	0.47
1:h:12:MET:O	1:h:16:ARG:HG3	2.13	0.47
1:o:12:MET:O	1:o:16:ARG:HG3	2.14	0.47
1:o:144:ALA:HB1	1:o:158:MET:CE	2.45	0.47
1:q:30:GLU:OE1	1:q:31:ARG:HG3	2.15	0.47
1:q:349:THR:O	1:q:353:ILE:HG12	2.14	0.47
1:r:77:THR:HG21	1:r:132:PHE:CD2	2.48	0.47
1:r:218:ASP:O	1:r:222:LEU:N	2.44	0.47
1:u:12:MET:O	1:u:16:ARG:HG3	2.14	0.47
1:v:88:ILE:HG23	1:v:119:LEU:HD22	1.96	0.47
1:v:208:GLU:O	1:v:209:ILE:HD13	2.14	0.47
1:B:160:GLU:OE2	1:B:162:LYS:HD3	2.14	0.47
1:E:25:GLN:HB3	1:E:351:SER:HB2	1.95	0.47
1:F:125:ARG:NH1	1:F:129:THR:HG21	2.29	0.47
1:H:56:VAL:HG22	1:o:90:GLN:OE1	2.14	0.47
1:H:108:GLU:OE1	1:H:108:GLU:N	2.36	0.47
1:I:108:GLU:H	1:I:108:GLU:CD	2.22	0.47
1:K:149:ILE:HD11	1:h:125:ARG:HE	1.80	0.47
1:K:239:GLN:H	1:K:239:GLN:CD	2.22	0.47

Continued on next page...

Continued from previous page...

Atom-1	Atom-2	Interatomic distance (Å)	Clash overlap (Å)
1:O:97:LEU:HD23	1:O:291:VAL:HG21	1.96	0.47
1:P:163:ASP:OD1	1:P:165:ARG:HG2	2.14	0.47
1:Q:249:ASN:HA	1:Q:252:VAL:O	2.14	0.47
1:T:188:VAL:HB	1:T:216:GLY:H	1.79	0.47
1:V:85:THR:O	1:V:89:LEU:HD13	2.14	0.47
1:j:332:SER:O	1:j:336:ILE:HD12	2.14	0.47
1:l:220:GLU:OE1	1:l:237:VAL:HB	2.14	0.47
1:t:61:LEU:O	1:t:65:VAL:HG23	2.15	0.47
1:v:159:LEU:HD13	1:v:311:PHE:CE1	2.49	0.47
1:1:126:ILE:O	1:1:130:THR:HG23	2.14	0.47
1:1:238:ASP:OD1	1:1:242:LYS:HG2	2.14	0.47
1:2:270:GLU:O	1:2:272:LYS:HD3	2.14	0.47
1:B:168:ASN:OD1	1:B:170:MET:HB2	2.15	0.47
1:B:169:LYS:HD2	1:B:169:LYS:O	2.15	0.47
1:F:332:SER:O	1:F:336:ILE:HG12	2.14	0.47
1:H:6:ASN:HD22	1:H:6:ASN:H	1.59	0.47
1:J:139:ASN:O	1:J:141:THR:HG23	2.14	0.47
1:K:106:LYS:HE2	1:K:106:LYS:HA	1.96	0.47
1:L:325:ILE:O	1:L:329:VAL:HG23	2.14	0.47
1:O:122:GLU:O	1:O:126:ILE:HG12	2.14	0.47
1:O:253:GLU:N	1:O:253:GLU:OE2	2.46	0.47
1:P:9:VAL:O	1:P:13:THR:HG23	2.15	0.47
1:P:28:SER:O	1:P:31:ARG:HB3	2.14	0.47
1:T:193:ASN:HA	1:T:262:LEU:HD21	1.97	0.47
1:T:332:SER:HA	1:T:335:ARG:HG3	1.95	0.47
1:V:164:MET:HE2	1:V:304:HIS:HD2	1.80	0.47
1:c:177:GLN:OE1	1:c:244:GLN:HB3	2.15	0.47
1:i:53:ARG:HH11	1:i:53:ARG:HB2	1.79	0.47
1:k:231:ASP:OD1	1:k:231:ASP:N	2.32	0.47
1:l:113:GLN:OE1	1:l:281:VAL:HG22	2.14	0.47
1:s:321:ASN:HD21	1:t:126:ILE:HG23	1.79	0.47
1:t:164:MET:HA	1:t:164:MET:HE3	1.97	0.47
1:v:85:THR:O	1:v:89:LEU:HD13	2.14	0.47
1:w:113:GLN:OE1	1:w:281:VAL:HG22	2.14	0.47
1:z:207:GLN:N	1:z:207:GLN:OE1	2.47	0.47
1:C:64:ALA:HB1	1:C:149:ILE:O	2.14	0.47
1:F:321:ASN:OD1	1:F:325:ILE:HD11	2.14	0.47
1:F:350:LYS:O	1:F:354:LEU:HG	2.14	0.47
1:G:170:MET:HE2	1:G:170:MET:N	2.30	0.47
1:I:179:GLU:HG2	1:I:180:SER:N	2.30	0.47
1:K:109:ARG:HB3	1:K:282:THR:HA	1.96	0.47

Continued on next page...

Continued from previous page...

Atom-1	Atom-2	Interatomic distance (Å)	Clash overlap (Å)
1:M:109:ARG:HB3	1:M:282:THR:HA	1.95	0.47
1:N:13:THR:HG1	1:N:17:TYR:HE2	1.62	0.47
1:N:214:LYS:HG2	1:N:215:ALA:O	2.15	0.47
1:O:118:ALA:HA	1:O:121:ASP:OD1	2.14	0.47
1:P:149:ILE:HD11	1:Q:125:ARG:NH1	2.28	0.47
1:S:159:LEU:HD12	1:S:160:GLU:H	1.79	0.47
1:U:105:SER:OG	1:U:108:GLU:OE1	2.22	0.47
1:V:106:LYS:HZ2	1:V:282:THR:HB	1.80	0.47
1:V:164:MET:HE1	1:V:301:VAL:HG12	1.97	0.47
1:V:297:ALA:O	1:V:301:VAL:HG22	2.14	0.47
1:V:321:ASN:C	1:V:321:ASN:OD1	2.56	0.47
1:c:68:ALA:O	1:c:72:ILE:HG12	2.15	0.47
1:h:334:SER:OG	1:h:338:ASP:OD2	2.27	0.47
1:h:366:LYS:O	1:h:369:PRO:HD2	2.14	0.47
1:i:147:PHE:N	1:i:157:VAL:O	2.45	0.47
1:j:25:GLN:O	1:j:29:MET:HG3	2.14	0.47
1:l:109:ARG:HA	1:l:112:ILE:HD12	1.97	0.47
1:l:338:ASP:OD2	1:l:338:ASP:N	2.48	0.47
1:m:233:VAL:HG23	1:m:245:ILE:HD11	1.97	0.47
1:n:122:GLU:OE1	1:n:125:ARG:NH1	2.47	0.47
1:n:368:ALA:HB3	1:n:369:PRO:HD3	1.97	0.47
1:o:158:MET:CE	1:z:184:LYS:HG2	2.45	0.47
1:r:205:GLN:OE1	1:r:207:GLN:HG2	2.14	0.47
1:1:5:VAL:HG12	1:1:6:ASN:OD1	2.13	0.47
1:1:178:ALA:O	1:1:242:LYS:HD3	2.15	0.47
1:2:162:LYS:NZ	1:2:304:HIS:HB3	2.30	0.47
1:B:30:GLU:OE2	1:B:39:ASN:ND2	2.25	0.47
1:C:108:GLU:CD	1:C:108:GLU:H	2.22	0.47
1:E:350:LYS:HB2	1:E:350:LYS:NZ	2.29	0.47
1:G:102:GLY:O	1:R:145:LYS:NZ	2.42	0.47
1:H:184:LYS:HE2	1:H:184:LYS:HA	1.95	0.47
1:H:357:ALA:O	1:H:361:ILE:HG12	2.13	0.47
1:I:88:ILE:CG2	1:I:119:LEU:HD12	2.38	0.47
1:J:169:LYS:HD3	1:J:169:LYS:N	2.30	0.47
1:K:366:LYS:O	1:K:369:PRO:HD2	2.15	0.47
1:M:18:LEU:HD12	1:M:22:ASN:HD21	1.80	0.47
1:M:96:SER:O	1:M:99:SER:OG	2.26	0.47
1:O:168:ASN:OD1	1:O:169:LYS:N	2.47	0.47
1:P:82:MET:O	1:P:86:THR:HG23	2.14	0.47
1:Q:70:ASP:O	1:Q:74:ILE:HG13	2.15	0.47
1:Q:81:ALA:O	1:Q:85:THR:HG23	2.14	0.47

Continued on next page...

Continued from previous page...

Atom-1	Atom-2	Interatomic distance (Å)	Clash overlap (Å)
1:Q:197:ILE:HB	1:Q:209:ILE:HG23	1.96	0.47
1:R:88:ILE:O	1:R:92:MET:HG3	2.14	0.47
1:R:192:LYS:C	1:R:262:LEU:HD23	2.40	0.47
1:R:195:LEU:HD12	1:R:262:LEU:HD12	1.97	0.47
1:S:328:ASN:OD1	1:T:76:GLN:HG2	2.15	0.47
1:T:198:ASN:HB2	1:T:257:GLU:HG2	1.96	0.47
1:T:350:LYS:HE3	1:U:6:ASN:HA	1.95	0.47
1:c:289:GLU:OE1	1:c:293:ILE:HD11	2.14	0.47
1:h:152:ASP:OD2	1:s:93:ARG:NH2	2.34	0.47
1:l:162:LYS:HD3	1:l:162:LYS:N	2.30	0.47
1:l:343:LYS:HE2	1:l:343:LYS:HA	1.96	0.47
1:n:155:GLU:OE1	1:z:129:THR:HG22	2.15	0.47
1:o:300:TYR:CD2	1:o:304:HIS:NE2	2.82	0.47
1:r:59:ARG:O	1:r:63:VAL:HG22	2.14	0.47
1:r:111:ALA:HA	1:r:114:GLU:OE1	2.15	0.47
1:r:161:LEU:HD23	1:r:162:LYS:N	2.30	0.47
1:v:67:ASN:HA	1:v:70:ASP:OD2	2.14	0.47
1:z:26:GLN:HA	1:z:29:MET:CE	2.44	0.47
1:z:162:LYS:HE3	1:z:304:HIS:HB3	1.96	0.47
1:D:194:ASP:O	1:D:195:LEU:HD23	2.15	0.47
1:F:16:ARG:HH21	1:m:327:GLU:CD	2.22	0.47
1:K:27:THR:O	1:K:31:ARG:HG2	2.14	0.47
1:L:37:LYS:HG2	1:L:337:LYS:O	2.14	0.47
1:M:13:THR:HG22	1:M:17:TYR:HE1	1.80	0.47
1:j:160:GLU:OE1	1:j:161:LEU:N	2.48	0.47
1:r:273:LYS:HD3	1:r:274:VAL:N	2.30	0.47
1:t:122:GLU:O	1:t:126:ILE:HG13	2.15	0.47
1:t:125:ARG:HG2	1:t:125:ARG:HH11	1.79	0.47
1:w:125:ARG:HD2	1:w:129:THR:HG21	1.97	0.47
1:1:173:GLY:HA3	1:1:246:PHE:CE1	2.50	0.47
1:3:368:ALA:HB3	1:3:369:PRO:HD3	1.96	0.47
1:A:227:ASN:ND2	1:L:155:GLU:OE1	2.48	0.47
1:C:244:GLN:O	1:C:245:ILE:HD13	2.15	0.47
1:E:61:LEU:CD2	1:E:151:ALA:HB2	2.44	0.47
1:H:32:LEU:HD11	1:H:344:GLU:HB3	1.97	0.47
1:H:300:TYR:CE1	1:H:304:HIS:NE2	2.83	0.47
1:Q:97:LEU:HD23	1:Q:97:LEU:HA	1.72	0.47
1:Q:147:PHE:CE1	1:Q:159:LEU:HD23	2.50	0.47
1:R:185:ASP:OD1	1:R:185:ASP:N	2.48	0.47
1:T:146:SER:HA	1:T:158:MET:HA	1.96	0.47
1:V:170:MET:HE1	1:V:250:ASN:ND2	2.26	0.47

Continued on next page...

Continued from previous page...

Atom-1	Atom-2	Interatomic distance (Å)	Clash overlap (Å)
1:h:120:ASN:HD21	1:h:277:ASP:HA	1.80	0.47
1:i:69:ASN:HA	1:i:72:ILE:HD12	1.97	0.47
1:i:357:ALA:O	1:i:361:ILE:HG13	2.15	0.47
1:k:3:VAL:HG23	1:k:5:VAL:H	1.80	0.47
1:m:170:MET:HA	1:m:170:MET:HE3	1.97	0.47
1:m:239:GLN:H	1:m:239:GLN:CD	2.23	0.47
1:t:343:LYS:HD2	1:u:15:GLN:NE2	2.30	0.47
1:x:335:ARG:HH11	1:x:335:ARG:HG3	1.80	0.47
1:2:111:ALA:O	1:2:115:GLU:OE2	2.33	0.47
1:3:220:GLU:OE1	1:3:237:VAL:HB	2.14	0.47
1:B:300:TYR:CE1	1:B:304:HIS:CD2	3.03	0.47
1:F:166:SER:HB2	1:F:276:VAL:HB	1.97	0.47
1:H:61:LEU:HB2	1:H:326:ASN:OD1	2.14	0.47
1:I:214:LYS:N	1:I:217:ASP:OD2	2.48	0.47
1:J:270:GLU:OE2	1:J:273:LYS:NZ	2.46	0.47
1:L:92:MET:HB2	1:L:294:ILE:HD12	1.97	0.47
1:O:125:ARG:HD2	1:O:125:ARG:C	2.40	0.47
1:O:173:GLY:HA3	1:O:246:PHE:HE1	1.79	0.47
1:Q:50:ILE:O	1:Q:54:LEU:HG	2.15	0.47
1:R:373:LEU:HD12	1:R:373:LEU:O	2.15	0.47
1:T:79:GLU:HA	1:T:82:MET:HE3	1.97	0.47
1:V:238:ASP:OD2	1:V:242:LYS:HB2	2.15	0.47
1:h:362:LEU:HD12	1:h:362:LEU:O	2.14	0.47
1:j:64:ALA:HB1	1:j:149:ILE:O	2.15	0.47
1:k:3:VAL:CG1	1:v:341:PHE:H	2.28	0.47
1:t:13:THR:HG23	1:t:17:TYR:CZ	2.50	0.47
1:z:246:PHE:CD1	1:z:247:ALA:N	2.83	0.47
1:2:84:GLU:OE2	1:2:126:ILE:HD13	2.15	0.46
1:2:162:LYS:HG3	1:2:304:HIS:CE1	2.49	0.46
1:A:70:ASP:OD1	1:A:70:ASP:N	2.42	0.46
1:C:72:ILE:CD1	1:C:312:GLN:HG2	2.45	0.46
1:C:164:MET:HE1	1:C:304:HIS:CD2	2.43	0.46
1:I:292:ALA:HB2	1:T:153:ASN:ND2	2.30	0.46
1:K:51:SER:HB2	1:K:337:LYS:HD2	1.97	0.46
1:M:104:ASN:O	1:M:109:ARG:NH2	2.38	0.46
1:N:238:ASP:OD2	1:N:242:LYS:NZ	2.49	0.46
1:O:36:PHE:CD1	1:O:337:LYS:HG2	2.50	0.46
1:Q:205:GLN:HB2	1:Q:207:GLN:HE22	1.79	0.46
1:R:35:GLY:O	1:c:6:ASN:ND2	2.45	0.46
1:S:158:MET:SD	1:S:158:MET:C	2.98	0.46
1:S:250:ASN:C	1:S:250:ASN:OD1	2.59	0.46

Continued on next page...

Continued from previous page...

Atom-1	Atom-2	Interatomic distance (Å)	Clash overlap (Å)
1:i:144:ALA:O	1:i:145:LYS:HD3	2.16	0.46
1:k:7:THR:HG21	1:v:334:SER:HB2	1.96	0.46
1:t:148:GLN:NE2	1:t:150:GLY:H	2.12	0.46
1:x:46:ALA:O	1:x:49:GLN:HG3	2.15	0.46
1:z:244:GLN:C	1:z:245:ILE:HD12	2.40	0.46
1:1:72:ILE:HG23	1:1:312:GLN:HG3	1.97	0.46
1:B:157:VAL:HG22	1:B:158:MET:N	2.31	0.46
1:F:366:LYS:HD3	1:l:349:THR:HG21	1.97	0.46
1:G:234:LYS:NZ	1:R:153:ASN:O	2.48	0.46
1:Q:201:ASP:OD2	1:Q:207:GLN:NE2	2.48	0.46
1:R:194:ASP:O	1:R:262:LEU:HG	2.14	0.46
1:S:208:GLU:HG2	1:S:209:ILE:N	2.29	0.46
1:h:162:LYS:HD3	1:h:162:LYS:N	2.29	0.46
1:h:246:PHE:CZ	1:h:293:ILE:HD13	2.47	0.46
1:i:139:ASN:OD1	1:i:140:GLY:N	2.49	0.46
1:j:31:ARG:NH2	1:j:37:LYS:HB2	2.30	0.46
1:k:201:ASP:OD1	1:k:202:SER:N	2.48	0.46
1:m:332:SER:O	1:m:336:ILE:HD12	2.15	0.46
1:r:176:TYR:OH	1:r:255:GLU:OE1	2.30	0.46
1:t:340:ASP:OD1	1:t:343:LYS:HG2	2.15	0.46
1:v:105:SER:OG	1:v:106:LYS:N	2.47	0.46
1:w:37:LYS:HZ3	1:w:340:ASP:H	1.61	0.46
1:2:63:VAL:HG13	1:2:66:ARG:NH2	2.31	0.46
1:B:38:ILE:HG22	1:B:337:LYS:HG3	1.97	0.46
1:B:72:ILE:HD12	1:B:72:ILE:HA	1.84	0.46
1:D:152:ASP:N	1:D:155:GLU:OE2	2.44	0.46
1:F:209:ILE:HD12	1:F:209:ILE:N	2.31	0.46
1:G:268:LEU:HD23	1:G:268:LEU:HA	1.80	0.46
1:J:79:GLU:OE2	1:J:305:ARG:HD2	2.15	0.46
1:K:25:GLN:C	1:K:25:GLN:OE1	2.59	0.46
1:M:222:LEU:HD12	1:M:226:ILE:HD11	1.97	0.46
1:N:139:ASN:OD1	1:N:141:THR:HG22	2.14	0.46
1:O:150:GLY:HA3	1:O:155:GLU:HB2	1.96	0.46
1:Q:12:MET:HE2	1:Q:12:MET:HB2	1.84	0.46
1:R:116:VAL:HA	1:R:119:LEU:HD12	1.98	0.46
1:S:49:GLN:O	1:S:53:ARG:HG3	2.16	0.46
1:c:177:GLN:HE21	1:c:178:ALA:N	2.14	0.46
1:c:266:LEU:HD23	1:c:266:LEU:HA	1.80	0.46
1:i:105:SER:OG	1:i:106:LYS:N	2.48	0.46
1:m:169:LYS:NZ	1:m:249:ASN:OD1	2.44	0.46
1:n:194:ASP:CG	1:n:261:GLY:H	2.23	0.46

Continued on next page...

Continued from previous page...

Atom-1	Atom-2	Interatomic distance (Å)	Clash overlap (Å)
1:n:350:LYS:NZ	1:o:6:ASN:OD1	2.29	0.46
1:r:176:TYR:HB2	1:r:245:ILE:CG2	2.45	0.46
1:s:27:THR:HG23	1:s:31:ARG:HH21	1.79	0.46
1:v:239:GLN:H	1:v:239:GLN:CD	2.22	0.46
1:1:179:GLU:CD	1:1:179:GLU:H	2.21	0.46
1:F:367:GLN:HA	1:F:370:ASN:OD1	2.15	0.46
1:G:27:THR:HG22	1:G:31:ARG:HD2	1.96	0.46
1:H:61:LEU:HD22	1:H:151:ALA:HB2	1.98	0.46
1:H:236:SER:O	1:H:244:GLN:N	2.46	0.46
1:M:93:ARG:HE	1:M:291:VAL:HG13	1.79	0.46
1:R:124:ASN:O	1:R:128:GLU:HG2	2.15	0.46
1:R:209:ILE:HD11	1:R:232:LEU:HG	1.98	0.46
1:S:111:ALA:HA	1:S:114:GLU:OE1	2.15	0.46
1:S:356:GLN:O	1:S:359:SER:OG	2.31	0.46
1:T:235:ALA:HB1	1:T:243:LEU:HD11	1.98	0.46
1:V:11:ALA:O	1:V:15:GLN:HG2	2.15	0.46
1:i:332:SER:O	1:i:336:ILE:HG13	2.16	0.46
1:n:335:ARG:NH2	1:z:73:SER:OG	2.45	0.46
1:o:158:MET:HG3	1:o:159:LEU:N	2.31	0.46
1:q:276:VAL:O	1:q:279:ILE:HG12	2.14	0.46
1:r:5:VAL:HG23	1:r:5:VAL:O	2.16	0.46
1:t:262:LEU:HD23	1:t:262:LEU:HA	1.78	0.46
1:u:13:THR:O	1:u:17:TYR:HD1	1.99	0.46
1:w:50:ILE:O	1:w:54:LEU:HG	2.15	0.46
1:z:9:VAL:HA	1:z:12:MET:HE1	1.97	0.46
1:z:190:GLU:H	1:z:190:GLU:CD	2.20	0.46
1:B:184:LYS:HE3	1:M:144:ALA:HB2	1.98	0.46
1:C:93:ARG:HH12	1:N:56:VAL:HG11	1.81	0.46
1:D:171:MET:HE1	1:D:300:TYR:CD2	2.51	0.46
1:E:37:LYS:HD3	1:E:37:LYS:C	2.41	0.46
1:G:163:ASP:OD1	1:G:165:ARG:HG3	2.16	0.46
1:R:170:MET:HE2	1:R:170:MET:N	2.29	0.46
1:R:220:GLU:HG3	1:R:237:VAL:HG11	1.98	0.46
1:S:11:ALA:C	1:S:15:GLN:HE21	2.23	0.46
1:h:185:ASP:OD1	1:h:185:ASP:N	2.48	0.46
1:l:23:SER:OG	1:l:24:ALA:N	2.48	0.46
1:r:136:LYS:HD3	1:r:136:LYS:N	2.30	0.46
1:t:286:GLY:O	1:t:289:GLU:HG3	2.16	0.46
1:u:240:ASP:OD1	1:u:240:ASP:N	2.39	0.46
1:z:79:GLU:CD	1:z:305:ARG:HE	2.23	0.46
1:1:35:GLY:HA2	1:1:341:PHE:CZ	2.51	0.46

Continued on next page...

Continued from previous page...

Atom-1	Atom-2	Interatomic distance (Å)	Clash overlap (Å)
1:1:126:ILE:HG23	1:z:321:ASN:HD21	1.81	0.46
1:1:214:LYS:HB2	1:1:217:ASP:CG	2.41	0.46
1:E:125:ARG:NH1	1:E:129:THR:HG21	2.30	0.46
1:G:239:GLN:CD	1:G:239:GLN:H	2.24	0.46
1:H:42:LYS:NZ	1:H:42:LYS:HB3	2.31	0.46
1:H:218:ASP:C	1:H:218:ASP:OD2	2.59	0.46
1:J:305:ARG:HH21	1:U:48:LEU:HD21	1.80	0.46
1:L:159:LEU:HD12	1:L:160:GLU:N	2.31	0.46
1:N:63:VAL:O	1:N:67:ASN:OD1	2.34	0.46
1:N:301:VAL:O	1:N:305:ARG:HG2	2.15	0.46
1:P:104:ASN:OD1	1:P:109:ARG:NH2	2.48	0.46
1:Q:270:GLU:OE2	1:Q:273:LYS:NZ	2.49	0.46
1:T:61:LEU:HD22	1:T:151:ALA:HB2	1.97	0.46
1:T:96:SER:HB2	1:T:291:VAL:HG22	1.97	0.46
1:T:185:ASP:OD1	1:T:185:ASP:N	2.49	0.46
1:T:208:GLU:O	1:T:209:ILE:HD13	2.14	0.46
1:U:147:PHE:N	1:U:157:VAL:O	2.38	0.46
1:h:271:GLY:O	1:h:273:LYS:NZ	2.37	0.46
1:j:376:LEU:H	1:j:376:LEU:HD12	1.81	0.46
1:l:149:ILE:HG21	1:l:315:PHE:HE2	1.80	0.46
1:m:38:ILE:O	1:m:337:LYS:NZ	2.47	0.46
1:n:31:ARG:NH2	1:n:37:LYS:HB2	2.31	0.46
1:p:221:GLU:OE2	1:p:221:GLU:N	2.40	0.46
1:r:48:LEU:O	1:r:51:SER:OG	2.27	0.46
1:r:231:ASP:OD1	1:r:232:LEU:N	2.49	0.46
1:v:19:ASN:OD1	1:v:20:ASN:N	2.49	0.46
1:v:52:ASN:HA	1:v:55:ASN:ND2	2.30	0.46
1:w:220:GLU:OE2	1:w:220:GLU:N	2.49	0.46
1:x:94:ASP:N	1:x:94:ASP:OD1	2.47	0.46
1:z:115:GLU:N	1:z:115:GLU:OE1	2.48	0.46
1:z:201:ASP:OD2	1:z:203:TYR:HD2	1.99	0.46
1:1:174:VAL:N	1:1:247:ALA:O	2.48	0.46
1:3:335:ARG:HA	1:r:4:ASN:HD21	1.80	0.46
1:3:350:LYS:O	1:3:354:LEU:HG	2.16	0.46
1:C:30:GLU:CD	1:C:39:ASN:HD22	2.22	0.46
1:E:335:ARG:HB2	1:E:335:ARG:CZ	2.45	0.46
1:K:32:LEU:HD11	1:K:341:PHE:CD2	2.51	0.46
1:L:201:ASP:OD2	1:L:207:GLN:NE2	2.48	0.46
1:N:188:VAL:HG23	1:N:217:ASP:O	2.16	0.46
1:O:343:LYS:HE3	1:O:343:LYS:HB2	1.78	0.46
1:T:142:HIS:CE1	1:T:161:LEU:HD12	2.50	0.46

Continued on next page...

Continued from previous page...

Atom-1	Atom-2	Interatomic distance (Å)	Clash overlap (Å)
1:i:238:ASP:N	1:i:238:ASP:OD1	2.49	0.46
1:j:336:ILE:HD12	1:j:336:ILE:H	1.80	0.46
1:l:187:ASN:C	1:l:187:ASN:OD1	2.59	0.46
1:n:232:LEU:HD13	1:n:251:LYS:HZ3	1.81	0.46
1:r:92:MET:HE3	1:r:92:MET:HB2	1.83	0.46
1:s:38:ILE:HG23	1:s:43:ASP:HB2	1.97	0.46
1:s:361:ILE:HD12	1:s:361:ILE:HA	1.81	0.46
1:v:70:ASP:O	1:v:74:ILE:HG12	2.16	0.46
1:1:89:LEU:HA	1:1:92:MET:HG3	1.97	0.46
1:3:233:VAL:HG23	1:3:246:PHE:O	2.14	0.46
1:B:22:ASN:O	1:B:26:GLN:HG2	2.15	0.46
1:C:125:ARG:HG2	1:C:125:ARG:HH11	1.81	0.46
1:C:208:GLU:OE1	1:C:208:GLU:N	2.48	0.46
1:C:209:ILE:HG22	1:C:211:ILE:HD11	1.98	0.46
1:E:218:ASP:HB3	1:E:221:GLU:OE2	2.16	0.46
1:G:5:VAL:HG23	1:n:341:PHE:CE2	2.51	0.46
1:I:256:VAL:HG12	1:I:258:PHE:CE2	2.51	0.46
1:N:177:GLN:HG3	1:N:244:GLN:HA	1.98	0.46
1:P:347:ALA:O	1:P:351:SER:OG	2.32	0.46
1:Q:226:ILE:HA	1:Q:229:GLN:HG2	1.97	0.46
1:V:26:GLN:OE1	1:V:26:GLN:HA	2.14	0.46
1:c:248:GLY:O	1:c:252:VAL:HG22	2.16	0.46
1:h:335:ARG:NH1	1:i:73:SER:OG	2.49	0.46
1:l:3:VAL:O	1:l:3:VAL:HG13	2.15	0.46
1:p:12:MET:HG3	1:z:343:LYS:NZ	2.31	0.46
1:r:177:GLN:NE2	1:r:178:ALA:O	2.48	0.46
1:r:210:ASN:O	1:r:211:ILE:HD13	2.16	0.46
1:u:15:GLN:O	1:u:19:ASN:OD1	2.34	0.46
1:v:82:MET:HG3	1:v:82:MET:H	1.57	0.46
1:w:192:LYS:O	1:w:262:LEU:HG	2.15	0.46
1:w:346:THR:O	1:w:349:THR:OG1	2.31	0.46
1:x:174:VAL:HG22	1:x:273:LYS:HG3	1.98	0.46
1:z:210:ASN:OD1	1:z:210:ASN:N	2.47	0.46
1:z:318:ALA:O	1:z:322:LEU:HD23	2.16	0.46
1:1:91:ARG:O	1:1:95:LEU:HG	2.16	0.46
1:1:121:ASP:HA	1:1:124:ASN:OD1	2.16	0.46
1:2:325:ILE:HA	1:2:328:ASN:HD22	1.81	0.46
1:A:274:VAL:HG11	1:A:289:GLU:OE2	2.16	0.46
1:B:88:ILE:HG23	1:B:119:LEU:HD22	1.98	0.46
1:D:250:ASN:C	1:D:250:ASN:OD1	2.59	0.46
1:E:211:ILE:HG12	1:E:226:ILE:CD1	2.46	0.46

Continued on next page...

Continued from previous page...

Atom-1	Atom-2	Interatomic distance (Å)	Clash overlap (Å)
1:E:250:ASN:OD1	1:E:251:LYS:NZ	2.49	0.46
1:E:334:SER:HA	1:E:338:ASP:OD1	2.16	0.46
1:E:371:SER:O	1:E:374:SER:OG	2.34	0.46
1:G:27:THR:O	1:G:31:ARG:HG3	2.15	0.46
1:G:175:SER:O	1:G:271:GLY:HA2	2.16	0.46
1:I:214:LYS:HB2	1:I:217:ASP:OD1	2.15	0.46
1:K:176:TYR:HB2	1:K:245:ILE:CG2	2.45	0.46
1:M:120:ASN:ND2	1:M:277:ASP:HA	2.28	0.46
1:M:239:GLN:CD	1:M:285:GLY:H	2.24	0.46
1:O:366:LYS:O	1:O:369:PRO:HD2	2.16	0.46
1:P:67:ASN:O	1:P:70:ASP:OD2	2.34	0.46
1:P:122:GLU:O	1:P:126:ILE:HG12	2.16	0.46
1:V:177:GLN:HE22	1:V:272:LYS:HE2	1.80	0.46
1:V:292:ALA:HA	1:V:295:ASP:OD2	2.16	0.46
1:k:72:ILE:O	1:k:76:GLN:HG2	2.16	0.46
1:l:79:GLU:HA	1:l:82:MET:HG3	1.98	0.46
1:m:185:ASP:OD1	1:m:185:ASP:N	2.48	0.46
1:p:364:GLN:OE1	1:p:364:GLN:N	2.49	0.46
1:s:114:GLU:OE1	1:s:114:GLU:HA	2.16	0.46
1:u:232:LEU:HD22	1:u:251:LYS:HZ3	1.81	0.46
1:v:132:PHE:CD1	1:v:132:PHE:C	2.94	0.46
1:w:162:LYS:HE2	1:w:304:HIS:ND1	2.30	0.46
1:x:168:ASN:OD1	1:x:169:LYS:N	2.49	0.46
1:z:38:ILE:HG13	1:z:43:ASP:HB2	1.97	0.46
1:2:176:TYR:OH	1:2:255:GLU:OE1	2.24	0.46
1:A:85:THR:HA	1:A:88:ILE:HD12	1.98	0.46
1:D:99:SER:HB2	1:D:112:ILE:HG21	1.98	0.46
1:E:125:ARG:HH11	1:E:129:THR:HG21	1.80	0.46
1:F:55:ASN:O	1:F:59:ARG:HG3	2.16	0.46
1:G:167:ASP:OD1	1:G:167:ASP:N	2.38	0.46
1:K:176:TYR:HB2	1:K:245:ILE:HG22	1.97	0.46
1:L:194:ASP:O	1:L:261:GLY:N	2.49	0.46
1:c:91:ARG:HA	1:c:94:ASP:OD2	2.16	0.46
1:c:125:ARG:O	1:c:129:THR:OG1	2.30	0.46
1:c:131:SER:HB3	1:c:136:LYS:HE3	1.98	0.46
1:i:152:ASP:OD2	1:t:234:LYS:NZ	2.49	0.46
1:k:238:ASP:C	1:k:238:ASP:OD1	2.59	0.46
1:n:240:ASP:OD1	1:n:242:LYS:HG3	2.16	0.46
1:o:63:VAL:HG22	1:o:66:ARG:HH22	1.81	0.46
1:s:321:ASN:O	1:s:325:ILE:HG13	2.16	0.46
1:t:38:ILE:HD13	1:t:337:LYS:HA	1.97	0.46

Continued on next page...

Continued from previous page...

Atom-1	Atom-2	Interatomic distance (Å)	Clash overlap (Å)
1:t:205:GLN:CD	1:t:205:GLN:N	2.74	0.46
1:u:203:TYR:HB3	1:u:205:GLN:HE21	1.81	0.46
1:u:232:LEU:HD22	1:u:251:LYS:NZ	2.31	0.46
1:x:219:ILE:HD12	1:x:237:VAL:HG11	1.98	0.46
1:z:232:LEU:HD13	1:z:251:LYS:HE3	1.97	0.46
1:1:148:GLN:NE2	1:1:152:ASP:O	2.49	0.45
1:E:85:THR:O	1:E:89:LEU:HD13	2.15	0.45
1:E:131:SER:HB3	1:E:136:LYS:HD3	1.98	0.45
1:F:49:GLN:HG2	1:F:53:ARG:NH2	2.31	0.45
1:G:52:ASN:O	1:G:56:VAL:HG23	2.16	0.45
1:G:66:ARG:HA	1:G:69:ASN:OD1	2.16	0.45
1:J:218:ASP:HB3	1:J:221:GLU:OE1	2.16	0.45
1:K:199:LEU:HD13	1:K:252:VAL:HG22	1.97	0.45
1:M:88:ILE:HG23	1:M:119:LEU:HD22	1.97	0.45
1:R:223:ALA:O	1:R:227:ASN:ND2	2.49	0.45
1:S:112:ILE:HG13	1:S:112:ILE:H	1.63	0.45
1:V:287:ALA:HA	1:V:290:SER:OG	2.16	0.45
1:l:38:ILE:HD11	1:l:336:ILE:O	2.16	0.45
1:m:137:LEU:C	1:m:138:LEU:HD23	2.41	0.45
1:n:82:MET:O	1:n:85:THR:OG1	2.32	0.45
1:q:332:SER:O	1:q:336:ILE:HD12	2.16	0.45
1:r:368:ALA:O	1:r:371:SER:OG	2.27	0.45
1:s:14:ALA:HB3	1:s:362:LEU:HD23	1.98	0.45
1:t:210:ASN:O	1:t:211:ILE:HD13	2.15	0.45
1:u:159:LEU:HD12	1:u:160:GLU:H	1.81	0.45
1:u:173:GLY:HA3	1:u:246:PHE:CZ	2.52	0.45
1:x:48:LEU:HG	1:x:52:ASN:HD21	1.81	0.45
1:x:184:LYS:H	1:x:184:LYS:HD2	1.81	0.45
1:z:287:ALA:O	1:z:290:SER:HB2	2.16	0.45
1:1:184:LYS:NZ	1:1:219:ILE:HG22	2.31	0.45
1:2:115:GLU:OE2	1:2:115:GLU:N	2.48	0.45
1:3:193:ASN:OD1	1:3:193:ASN:N	2.49	0.45
1:J:120:ASN:ND2	1:J:277:ASP:HA	2.31	0.45
1:J:314:ARG:HH22	1:K:121:ASP:HB2	1.80	0.45
1:P:22:ASN:O	1:P:26:GLN:HB2	2.16	0.45
1:P:336:ILE:HG23	1:Q:66:ARG:HH21	1.81	0.45
1:Q:160:GLU:OE1	1:Q:161:LEU:N	2.49	0.45
1:R:163:ASP:OD1	1:R:164:MET:N	2.50	0.45
1:T:113:GLN:OE1	1:T:281:VAL:HG22	2.15	0.45
1:T:273:LYS:HD3	1:T:273:LYS:N	2.32	0.45
1:V:368:ALA:HB3	1:V:369:PRO:HD3	1.98	0.45

Continued on next page...

Continued from previous page...

Atom-1	Atom-2	Interatomic distance (Å)	Clash overlap (Å)
1:c:128:GLU:O	1:c:136:LYS:HE2	2.17	0.45
1:t:159:LEU:HD12	1:t:160:GLU:N	2.30	0.45
1:v:171:MET:HB3	1:v:276:VAL:HG23	1.97	0.45
1:w:256:VAL:HG23	1:w:258:PHE:HE1	1.80	0.45
1:z:233:VAL:HG12	1:z:247:ALA:HB2	1.98	0.45
1:1:93:ARG:HD3	1:1:291:VAL:HG13	1.99	0.45
1:1:214:LYS:HD3	1:1:214:LYS:N	2.30	0.45
1:2:169:LYS:HB3	1:2:170:MET:CE	2.45	0.45
1:B:199:LEU:HD11	1:B:232:LEU:HD23	1.97	0.45
1:C:177:GLN:NE2	1:C:289:GLU:OE2	2.50	0.45
1:G:227:ASN:ND2	1:G:235:ALA:H	2.15	0.45
1:J:55:ASN:OD1	1:J:59:ARG:NH2	2.46	0.45
1:K:210:ASN:O	1:K:211:ILE:HD13	2.15	0.45
1:K:232:LEU:HD23	1:K:232:LEU:HA	1.73	0.45
1:K:303:SER:OG	1:K:304:HIS:HD2	2.00	0.45
1:L:246:PHE:CD2	1:L:247:ALA:N	2.84	0.45
1:L:321:ASN:ND2	1:L:325:ILE:HD11	2.32	0.45
1:N:59:ARG:O	1:N:63:VAL:HG23	2.16	0.45
1:O:232:LEU:HA	1:O:251:LYS:NZ	2.31	0.45
1:Q:195:LEU:HD22	1:Q:211:ILE:HD13	1.97	0.45
1:T:148:GLN:NE2	1:T:150:GLY:O	2.45	0.45
1:U:236:SER:N	1:U:244:GLN:O	2.50	0.45
1:i:151:ALA:N	1:i:155:GLU:OE1	2.49	0.45
1:k:42:LYS:HB2	1:v:312:GLN:NE2	2.32	0.45
1:l:50:ILE:O	1:l:54:LEU:HG	2.17	0.45
1:n:152:ASP:HB3	1:n:155:GLU:OE2	2.16	0.45
1:o:281:VAL:O	1:o:281:VAL:HG22	2.16	0.45
1:q:104:ASN:O	1:q:109:ARG:NH2	2.32	0.45
1:q:274:VAL:HG21	1:q:293:ILE:HD11	1.99	0.45
1:t:38:ILE:HG23	1:t:43:ASP:HB2	1.99	0.45
1:u:214:LYS:HB2	1:u:217:ASP:OD2	2.16	0.45
1:u:234:LYS:HA	1:u:234:LYS:HE2	1.98	0.45
1:v:128:GLU:OE1	1:v:165:ARG:NH1	2.50	0.45
1:v:211:ILE:N	1:v:211:ILE:HD12	2.30	0.45
1:w:37:LYS:HG2	1:w:338:ASP:O	2.17	0.45
1:w:222:LEU:HD22	1:w:226:ILE:HD11	1.98	0.45
1:x:170:MET:HE1	1:x:250:ASN:CB	2.39	0.45
1:3:65:VAL:O	1:3:69:ASN:OD1	2.34	0.45
1:D:184:LYS:O	1:D:184:LYS:HD2	2.16	0.45
1:E:334:SER:HB2	1:P:7:THR:HG21	1.99	0.45
1:L:139:ASN:C	1:L:139:ASN:OD1	2.59	0.45

Continued on next page...

Continued from previous page...

Atom-1	Atom-2	Interatomic distance (Å)	Clash overlap (Å)
1:L:176:TYR:OH	1:L:255:GLU:OE1	2.32	0.45
1:O:166:SER:HB2	1:O:276:VAL:HB	1.98	0.45
1:P:236:SER:O	1:P:243:LEU:HD13	2.17	0.45
1:Q:240:ASP:OD2	1:Q:242:LYS:HG3	2.16	0.45
1:T:93:ARG:HG3	1:T:93:ARG:HH11	1.80	0.45
1:U:272:LYS:HD3	1:U:272:LYS:N	2.30	0.45
1:c:178:ALA:HA	1:c:268:LEU:HA	1.98	0.45
1:c:354:LEU:HD12	1:c:354:LEU:HA	1.72	0.45
1:h:232:LEU:HA	1:h:251:LYS:HZ1	1.81	0.45
1:i:144:ALA:H	1:i:145:LYS:HZ2	1.64	0.45
1:j:273:LYS:HA	1:j:273:LYS:HD3	1.85	0.45
1:k:125:ARG:HH11	1:k:129:THR:HG21	1.82	0.45
1:o:85:THR:HG23	1:o:123:LEU:HD21	1.98	0.45
1:o:111:ALA:HA	1:o:114:GLU:OE2	2.16	0.45
1:q:344:GLU:OE2	1:q:344:GLU:HA	2.16	0.45
1:s:314:ARG:NH2	1:t:121:ASP:OD2	2.44	0.45
1:t:26:GLN:O	1:t:30:GLU:OE2	2.35	0.45
1:u:166:SER:O	1:u:275:THR:OG1	2.35	0.45
1:v:175:SER:O	1:v:271:GLY:HA2	2.17	0.45
1:w:157:VAL:HG12	1:w:158:MET:N	2.31	0.45
1:l:76:GLN:HB3	1:z:328:ASN:OD1	2.17	0.45
1:B:350:LYS:NZ	1:C:6:ASN:O	2.49	0.45
1:C:122:GLU:HB2	1:M:314:ARG:HG3	1.98	0.45
1:D:225:TYR:O	1:D:229:GLN:NE2	2.40	0.45
1:L:299:LYS:HA	1:L:299:LYS:HE3	1.99	0.45
1:M:270:GLU:OE1	1:M:273:LYS:NZ	2.49	0.45
1:O:174:VAL:HG23	1:O:249:ASN:OD1	2.17	0.45
1:O:319:ILE:HA	1:O:322:LEU:HD12	1.98	0.45
1:P:66:ARG:NH1	1:P:66:ARG:HB3	2.32	0.45
1:Q:195:LEU:HD21	1:Q:197:ILE:HG12	1.98	0.45
1:R:93:ARG:HB2	1:R:294:ILE:HG21	1.97	0.45
1:T:196:LYS:HB2	1:T:259:SER:OG	2.16	0.45
1:U:250:ASN:HD21	1:U:299:LYS:HE3	1.80	0.45
1:i:50:ILE:O	1:i:54:LEU:HG	2.17	0.45
1:j:250:ASN:HD21	1:j:299:LYS:HB2	1.81	0.45
1:q:52:ASN:O	1:q:56:VAL:HG23	2.16	0.45
1:t:179:GLU:H	1:t:179:GLU:CD	2.23	0.45
1:w:318:ALA:O	1:w:322:LEU:HG	2.17	0.45
1:z:92:MET:HG2	1:z:119:LEU:HD12	1.98	0.45
1:B:93:ARG:HG2	1:B:294:ILE:CG2	2.46	0.45
1:C:72:ILE:HD12	1:C:312:GLN:HG2	1.98	0.45

Continued on next page...

Continued from previous page...

Atom-1	Atom-2	Interatomic distance (Å)	Clash overlap (Å)
1:D:82:MET:O	1:D:85:THR:OG1	2.28	0.45
1:E:287:ALA:O	1:E:291:VAL:HG23	2.16	0.45
1:H:217:ASP:N	1:H:217:ASP:OD1	2.48	0.45
1:I:190:GLU:CD	1:I:191:GLY:N	2.74	0.45
1:I:343:LYS:HD2	1:J:15:GLN:OE1	2.17	0.45
1:J:335:ARG:HH11	1:J:335:ARG:HG3	1.80	0.45
1:K:290:SER:O	1:K:294:ILE:HG13	2.16	0.45
1:N:55:ASN:O	1:N:59:ARG:HG2	2.17	0.45
1:O:50:ILE:HG22	1:O:54:LEU:CD2	2.47	0.45
1:Q:93:ARG:HB2	1:Q:294:ILE:HG21	1.99	0.45
1:R:205:GLN:HB2	1:R:207:GLN:HE22	1.81	0.45
1:T:88:ILE:HG23	1:T:119:LEU:HD22	1.97	0.45
1:T:225:TYR:O	1:T:229:GLN:HG2	2.17	0.45
1:U:61:LEU:O	1:U:65:VAL:HG23	2.16	0.45
1:V:37:LYS:HE2	1:V:37:LYS:HB3	1.75	0.45
1:V:91:ARG:HH11	1:V:91:ARG:HA	1.82	0.45
1:c:225:TYR:O	1:c:229:GLN:HG2	2.17	0.45
1:i:152:ASP:N	1:i:155:GLU:OE1	2.47	0.45
1:n:334:SER:HA	1:n:338:ASP:OD1	2.17	0.45
1:p:193:ASN:HA	1:p:262:LEU:HD21	1.99	0.45
1:q:128:GLU:HA	1:q:128:GLU:OE2	2.16	0.45
1:q:253:GLU:OE2	1:q:253:GLU:HA	2.17	0.45
1:q:357:ALA:O	1:q:361:ILE:HG13	2.17	0.45
1:u:61:LEU:HD23	1:u:151:ALA:HB2	1.99	0.45
1:u:222:LEU:HG	1:u:226:ILE:HD11	1.98	0.45
1:u:232:LEU:O	1:u:251:LYS:HE2	2.17	0.45
1:v:99:SER:HB3	1:v:112:ILE:HD13	1.98	0.45
1:v:201:ASP:N	1:v:205:GLN:O	2.32	0.45
1:A:196:LYS:HB3	1:A:208:GLU:OE2	2.17	0.45
1:H:144:ALA:HB1	1:H:158:MET:HE2	1.97	0.45
1:H:328:ASN:CG	1:I:76:GLN:HE21	2.21	0.45
1:I:93:ARG:HB2	1:I:294:ILE:HG21	1.99	0.45
1:K:313:ASN:ND2	1:h:115:GLU:OE2	2.34	0.45
1:L:196:LYS:N	1:L:259:SER:O	2.37	0.45
1:N:188:VAL:HB	1:N:215:ALA:HA	1.98	0.45
1:O:159:LEU:HD22	1:O:311:PHE:CZ	2.52	0.45
1:O:214:LYS:HD3	1:O:214:LYS:N	2.31	0.45
1:P:316:ASN:HA	1:P:319:ILE:HD12	1.98	0.45
1:Q:108:GLU:H	1:Q:108:GLU:CD	2.25	0.45
1:R:350:LYS:O	1:R:354:LEU:HG	2.16	0.45
1:T:5:VAL:HG12	1:T:6:ASN:N	2.32	0.45

Continued on next page...

Continued from previous page...

Atom-1	Atom-2	Interatomic distance (Å)	Clash overlap (Å)
1:U:196:LYS:HD3	1:U:196:LYS:N	2.32	0.45
1:c:196:LYS:N	1:c:259:SER:O	2.44	0.45
1:c:307:GLU:OE2	1:c:308:LEU:HD23	2.16	0.45
1:h:276:VAL:O	1:h:279:ILE:HG12	2.17	0.45
1:i:52:ASN:ND2	1:t:302:ASP:OD1	2.47	0.45
1:l:22:ASN:CG	1:l:23:SER:N	2.74	0.45
1:l:311:PHE:CE1	1:l:315:PHE:CE1	3.04	0.45
1:m:244:GLN:HE22	1:m:285:GLY:HA3	1.82	0.45
1:m:349:THR:O	1:m:353:ILE:HG13	2.17	0.45
1:n:4:ASN:CG	1:n:6:ASN:H	2.25	0.45
1:n:142:HIS:HD2	1:n:143:GLY:O	2.00	0.45
1:q:248:GLY:HA3	1:q:251:LYS:HE3	1.99	0.45
1:s:238:ASP:OD1	1:s:242:LYS:HB2	2.16	0.45
1:x:25:GLN:OE1	1:x:25:GLN:C	2.60	0.45
1:x:174:VAL:HG23	1:x:249:ASN:ND2	2.30	0.45
1:A:92:MET:HE2	1:A:92:MET:HB3	1.76	0.45
1:C:50:ILE:O	1:C:54:LEU:HD12	2.16	0.45
1:C:318:ALA:O	1:C:322:LEU:HD22	2.17	0.45
1:F:154:GLY:HA3	1:m:227:ASN:HD22	1.81	0.45
1:F:232:LEU:HD13	1:F:251:LYS:HE2	1.98	0.45
1:G:366:LYS:O	1:G:369:PRO:HD2	2.17	0.45
1:H:109:ARG:HB3	1:H:282:THR:HA	1.99	0.45
1:K:11:ALA:O	1:K:15:GLN:HG2	2.17	0.45
1:M:208:GLU:N	1:M:208:GLU:OE2	2.49	0.45
1:N:115:GLU:N	1:N:115:GLU:OE2	2.49	0.45
1:Q:270:GLU:OE1	1:Q:271:GLY:N	2.49	0.45
1:T:208:GLU:C	1:T:209:ILE:HD13	2.42	0.45
1:V:232:LEU:HD23	1:V:232:LEU:HA	1.78	0.45
1:c:240:ASP:OD1	1:c:242:LYS:HE3	2.16	0.45
1:i:170:MET:HE2	1:i:170:MET:HA	1.99	0.45
1:i:251:LYS:HE2	1:i:251:LYS:HB2	1.93	0.45
1:j:93:ARG:HE	1:j:93:ARG:HB3	1.54	0.45
1:j:122:GLU:OE2	1:j:125:ARG:NH2	2.38	0.45
1:j:194:ASP:OD1	1:j:194:ASP:N	2.49	0.45
1:k:208:GLU:C	1:k:209:ILE:HD13	2.41	0.45
1:m:250:ASN:ND2	1:m:296:ALA:HB1	2.31	0.45
1:n:13:THR:HA	1:n:16:ARG:NH1	2.31	0.45
1:n:108:GLU:H	1:n:108:GLU:CD	2.15	0.45
1:p:26:GLN:NE2	1:p:26:GLN:C	2.75	0.45
1:q:123:LEU:HD23	1:q:123:LEU:HA	1.83	0.45
1:r:47:GLY:HA2	1:r:336:ILE:HD11	1.98	0.45

Continued on next page...

Continued from previous page...

Atom-1	Atom-2	Interatomic distance (Å)	Clash overlap (Å)
1:r:314:ARG:HD2	1:s:118:ALA:O	2.17	0.45
1:s:37:LYS:HG2	1:s:337:LYS:O	2.16	0.45
1:u:12:MET:HA	1:u:15:GLN:OE1	2.17	0.45
1:w:25:GLN:O	1:w:29:MET:HG2	2.16	0.45
1:x:185:ASP:OD2	1:x:185:ASP:N	2.50	0.45
1:z:65:VAL:HG13	1:z:319:ILE:HG23	1.99	0.45
1:z:196:LYS:HE2	1:z:196:LYS:HB3	1.63	0.45
1:B:318:ALA:O	1:B:322:LEU:HG	2.17	0.45
1:C:368:ALA:O	1:C:371:SER:OG	2.35	0.45
1:D:350:LYS:O	1:D:354:LEU:HG	2.17	0.45
1:J:113:GLN:OE1	1:J:281:VAL:HG22	2.17	0.45
1:K:170:MET:HA	1:K:249:ASN:ND2	2.32	0.45
1:M:120:ASN:HA	1:M:123:LEU:HG	1.99	0.45
1:R:92:MET:HA	1:R:95:LEU:HD12	1.99	0.45
1:R:233:VAL:HG23	1:R:245:ILE:HD11	1.98	0.45
1:R:299:LYS:HA	1:R:299:LYS:HE3	1.98	0.45
1:T:89:LEU:HA	1:T:92:MET:HE3	1.98	0.45
1:c:341:PHE:O	1:c:345:THR:HG23	2.16	0.45
1:n:18:LEU:HG	1:n:22:ASN:HD21	1.82	0.45
1:s:246:PHE:CD2	1:s:247:ALA:N	2.84	0.45
1:u:210:ASN:OD1	1:u:210:ASN:N	2.47	0.45
1:v:3:VAL:HG13	1:v:3:VAL:O	2.17	0.45
1:x:176:TYR:OH	1:x:255:GLU:OE1	2.20	0.45
1:1:91:ARG:HA	1:1:91:ARG:HH11	1.82	0.45
1:1:218:ASP:HB3	1:1:221:GLU:CD	2.42	0.45
1:1:368:ALA:HB3	1:1:369:PRO:HD3	1.99	0.45
1:2:90:GLN:OE1	1:q:55:ASN:ND2	2.36	0.45
1:A:4:ASN:ND2	1:h:338:ASP:OD2	2.50	0.45
1:A:361:ILE:HD11	1:B:32:LEU:HB3	1.98	0.45
1:D:362:LEU:O	1:D:366:LYS:HG2	2.17	0.45
1:H:289:GLU:OE2	1:H:293:ILE:HD11	2.16	0.45
1:O:169:LYS:HA	1:O:273:LYS:NZ	2.32	0.45
1:S:28:SER:HA	1:S:344:GLU:OE1	2.17	0.45
1:T:173:GLY:HA3	1:T:246:PHE:CE1	2.38	0.45
1:V:201:ASP:HB3	1:V:207:GLN:HE22	1.82	0.45
1:c:230:THR:O	1:c:234:LYS:NZ	2.50	0.45
1:c:334:SER:OG	1:c:338:ASP:OD2	2.28	0.45
1:h:158:MET:HE2	1:h:160:GLU:HB3	1.98	0.45
1:i:231:ASP:OD2	1:i:231:ASP:N	2.50	0.45
1:j:173:GLY:HA3	1:j:246:PHE:CE1	2.52	0.45
1:j:232:LEU:HA	1:j:251:LYS:HZ1	1.80	0.45

Continued on next page...

Continued from previous page...

Atom-1	Atom-2	Interatomic distance (Å)	Clash overlap (Å)
1:k:25:GLN:OE1	1:k:352:GLN:HG2	2.17	0.45
1:n:187:ASN:C	1:n:187:ASN:OD1	2.60	0.45
1:o:238:ASP:OD2	1:o:239:GLN:NE2	2.50	0.45
1:p:112:ILE:O	1:p:116:VAL:HG23	2.17	0.45
1:q:83:ASN:OD1	1:q:305:ARG:NH1	2.42	0.45
1:r:199:LEU:HD21	1:r:232:LEU:HD13	1.97	0.45
1:t:29:MET:HG3	1:t:348:MET:HE1	1.99	0.45
1:v:225:TYR:O	1:v:229:GLN:HG2	2.16	0.45
1:w:218:ASP:OD1	1:w:220:GLU:N	2.50	0.45
1:2:331:ALA:O	1:2:335:ARG:HG3	2.17	0.44
1:A:184:LYS:HE3	1:L:158:MET:HG3	1.99	0.44
1:G:165:ARG:HB3	1:G:165:ARG:NH1	2.32	0.44
1:H:218:ASP:OD2	1:H:220:GLU:N	2.50	0.44
1:I:373:LEU:HD12	1:I:373:LEU:O	2.16	0.44
1:M:195:LEU:HD12	1:M:196:LYS:N	2.32	0.44
1:N:163:ASP:O	1:N:164:MET:HE2	2.17	0.44
1:Q:262:LEU:O	1:Q:266:LEU:HG	2.17	0.44
1:Q:300:TYR:CE1	1:Q:304:HIS:CE1	3.05	0.44
1:S:90:GLN:NE2	1:S:94:ASP:OD2	2.50	0.44
1:S:181:GLY:N	1:S:242:LYS:HZ2	2.15	0.44
1:m:68:ALA:HA	1:m:315:PHE:HE1	1.81	0.44
1:n:177:GLN:OE1	1:n:177:GLN:N	2.50	0.44
1:n:331:ALA:O	1:n:334:SER:OG	2.31	0.44
1:n:333:LYS:HA	1:n:336:ILE:HG22	1.99	0.44
1:o:63:VAL:HG13	1:o:66:ARG:NH2	2.32	0.44
1:p:297:ALA:O	1:p:301:VAL:HG22	2.17	0.44
1:r:340:ASP:HB3	1:r:343:LYS:HG3	1.99	0.44
1:s:272:LYS:H	1:s:272:LYS:HD2	1.81	0.44
1:x:63:VAL:HA	1:x:66:ARG:HH12	1.81	0.44
1:z:178:ALA:HB3	1:z:242:LYS:HB3	1.99	0.44
1:1:106:LYS:O	1:1:110:VAL:HG23	2.18	0.44
1:A:8:ASN:ND2	1:A:365:ALA:O	2.50	0.44
1:C:150:GLY:HA3	1:C:155:GLU:HB2	2.00	0.44
1:D:93:ARG:HD3	1:O:56:VAL:CG2	2.48	0.44
1:E:9:VAL:O	1:E:13:THR:HG23	2.17	0.44
1:J:148:GLN:OE1	1:J:148:GLN:HA	2.18	0.44
1:M:177:GLN:CD	1:M:242:LYS:HB3	2.42	0.44
1:M:193:ASN:OD1	1:M:193:ASN:C	2.60	0.44
1:M:364:GLN:OE1	1:M:364:GLN:HA	2.17	0.44
1:Q:115:GLU:O	1:Q:119:LEU:HD12	2.17	0.44
1:Q:304:HIS:HA	1:Q:307:GLU:OE1	2.17	0.44

Continued on next page...

Continued from previous page...

Atom-1	Atom-2	Interatomic distance (Å)	Clash overlap (Å)
1:R:153:ASN:OD1	1:R:154:GLY:N	2.50	0.44
1:S:231:ASP:O	1:S:251:LYS:NZ	2.50	0.44
1:T:139:ASN:OD1	1:T:141:THR:HG22	2.18	0.44
1:i:82:MET:HE1	1:i:304:HIS:HB2	1.99	0.44
1:i:222:LEU:O	1:i:226:ILE:HG13	2.18	0.44
1:l:187:ASN:ND2	1:l:216:GLY:HA2	2.32	0.44
1:m:312:GLN:O	1:m:316:ASN:ND2	2.50	0.44
1:o:300:TYR:CE2	1:o:304:HIS:NE2	2.80	0.44
1:s:219:ILE:O	1:s:222:LEU:HB3	2.17	0.44
1:u:122:GLU:OE1	1:u:126:ILE:HD11	2.17	0.44
1:v:168:ASN:OD1	1:v:169:LYS:N	2.50	0.44
1:w:262:LEU:HD23	1:w:262:LEU:HA	1.84	0.44
1:z:238:ASP:C	1:z:238:ASP:OD2	2.60	0.44
1:B:158:MET:HB2	1:i:220:GLU:OE1	2.17	0.44
1:B:222:LEU:HG	1:B:226:ILE:HD11	1.99	0.44
1:E:84:GLU:HA	1:E:87:ASN:HD22	1.81	0.44
1:I:13:THR:HG22	1:I:17:TYR:HE1	1.82	0.44
1:N:318:ALA:CB	1:O:125:ARG:HH22	2.31	0.44
1:O:55:ASN:O	1:O:59:ARG:HG2	2.18	0.44
1:P:25:GLN:O	1:P:29:MET:HG2	2.17	0.44
1:R:149:ILE:O	1:R:149:ILE:HG13	2.17	0.44
1:R:201:ASP:OD2	1:R:205:GLN:HB2	2.18	0.44
1:k:158:MET:CE	1:k:160:GLU:HB2	2.41	0.44
1:m:82:MET:O	1:m:85:THR:OG1	2.25	0.44
1:o:168:ASN:OD1	1:o:169:LYS:N	2.51	0.44
1:p:370:ASN:HA	1:p:373:LEU:HD13	1.99	0.44
1:u:9:VAL:HA	1:u:12:MET:SD	2.57	0.44
1:x:25:GLN:OE1	1:x:26:GLN:N	2.50	0.44
1:z:79:GLU:HA	1:z:82:MET:CE	2.44	0.44
1:z:88:ILE:O	1:z:92:MET:HG3	2.17	0.44
1:z:234:LYS:HE2	1:z:234:LYS:HA	1.98	0.44
1:3:168:ASN:HD21	1:3:170:MET:HE1	1.81	0.44
1:A:239:GLN:CD	1:A:239:GLN:H	2.25	0.44
1:C:2:ALA:O	1:C:3:VAL:C	2.61	0.44
1:D:16:ARG:O	1:D:20:ASN:ND2	2.50	0.44
1:J:331:ALA:HB1	1:J:335:ARG:HH12	1.82	0.44
1:L:88:ILE:CG2	1:L:123:LEU:HD21	2.48	0.44
1:P:167:ASP:OD1	1:P:167:ASP:N	2.50	0.44
1:Q:163:ASP:O	1:Q:300:TYR:OH	2.32	0.44
1:R:79:GLU:HA	1:R:82:MET:HG3	2.00	0.44
1:R:345:THR:O	1:R:349:THR:OG1	2.34	0.44

Continued on next page...

Continued from previous page...

Atom-1	Atom-2	Interatomic distance (Å)	Clash overlap (Å)
1:V:177:GLN:NE2	1:V:272:LYS:HE2	2.33	0.44
1:h:61:LEU:O	1:h:65:VAL:HG23	2.17	0.44
1:k:53:ARG:O	1:k:57:GLN:HG3	2.18	0.44
1:k:300:TYR:CE1	1:k:304:HIS:NE2	2.69	0.44
1:m:50:ILE:O	1:m:54:LEU:HD12	2.17	0.44
1:m:125:ARG:HH11	1:m:129:THR:HG21	1.81	0.44
1:p:57:GLN:O	1:p:61:LEU:HG	2.18	0.44
1:p:238:ASP:OD2	1:p:242:LYS:HB2	2.18	0.44
1:s:44:ASP:OD1	1:s:46:ALA:N	2.50	0.44
1:w:171:MET:HB3	1:w:276:VAL:HG23	1.99	0.44
1:x:97:LEU:HD23	1:x:97:LEU:HA	1.68	0.44
1:3:64:ALA:HB1	1:3:149:ILE:C	2.42	0.44
1:G:194:ASP:CG	1:G:261:GLY:H	2.25	0.44
1:H:16:ARG:HH12	1:o:327:GLU:CD	2.26	0.44
1:H:116:VAL:HG21	1:H:281:VAL:HG11	1.97	0.44
1:H:139:ASN:C	1:H:139:ASN:OD1	2.60	0.44
1:I:93:ARG:HE	1:I:291:VAL:HG13	1.83	0.44
1:I:369:PRO:HD2	1:I:370:ASN:H	1.82	0.44
1:J:270:GLU:CD	1:J:271:GLY:H	2.25	0.44
1:K:196:LYS:HD2	1:K:210:ASN:OD1	2.17	0.44
1:L:333:LYS:NZ	1:L:337:LYS:HD2	2.33	0.44
1:M:161:LEU:HD23	1:M:161:LEU:HA	1.88	0.44
1:O:30:GLU:OE1	1:O:30:GLU:C	2.61	0.44
1:O:288:GLN:OE1	1:O:288:GLN:HA	2.18	0.44
1:P:32:LEU:HD11	1:P:341:PHE:CD1	2.53	0.44
1:Q:89:LEU:HA	1:Q:92:MET:HE3	1.98	0.44
1:Q:91:ARG:O	1:Q:95:LEU:HG	2.17	0.44
1:T:57:GLN:O	1:T:61:LEU:HD23	2.18	0.44
1:T:69:ASN:O	1:T:72:ILE:HG22	2.18	0.44
1:T:287:ALA:O	1:T:291:VAL:HG23	2.16	0.44
1:U:68:ALA:O	1:U:72:ILE:HG12	2.17	0.44
1:h:19:ASN:HA	1:h:22:ASN:ND2	2.28	0.44
1:i:224:THR:HA	1:i:227:ASN:HD22	1.83	0.44
1:m:262:LEU:O	1:m:266:LEU:HG	2.16	0.44
1:n:137:LEU:HD23	1:n:137:LEU:HA	1.79	0.44
1:p:37:LYS:HG2	1:p:337:LYS:O	2.18	0.44
1:q:321:ASN:O	1:q:325:ILE:HD12	2.17	0.44
1:t:142:HIS:ND1	1:t:161:LEU:HD12	2.32	0.44
1:2:16:ARG:HG2	1:2:17:TYR:N	2.32	0.44
1:A:120:ASN:HA	1:A:123:LEU:HD12	1.99	0.44
1:A:159:LEU:HB2	1:A:311:PHE:CE1	2.53	0.44

Continued on next page...

Continued from previous page...

Atom-1	Atom-2	Interatomic distance (Å)	Clash overlap (Å)
1:A:243:LEU:HD13	1:A:266:LEU:HD13	2.00	0.44
1:C:361:ILE:HD11	1:D:32:LEU:HB2	1.99	0.44
1:D:270:GLU:O	1:D:272:LYS:NZ	2.42	0.44
1:E:31:ARG:O	1:E:31:ARG:HD2	2.18	0.44
1:E:101:ASN:O	1:E:109:ARG:NH2	2.50	0.44
1:E:174:VAL:HG22	1:E:273:LYS:HG2	2.00	0.44
1:F:158:MET:HE3	1:F:159:LEU:C	2.43	0.44
1:G:120:ASN:C	1:G:120:ASN:OD1	2.59	0.44
1:H:168:ASN:HB3	1:H:171:MET:HG2	1.98	0.44
1:J:38:ILE:HD12	1:J:43:ASP:HB2	1.98	0.44
1:L:115:GLU:O	1:L:119:LEU:HG	2.17	0.44
1:O:89:LEU:HA	1:O:92:MET:HE3	1.99	0.44
1:O:320:SER:HA	1:O:323:ASP:OD1	2.18	0.44
1:Q:192:LYS:HE3	1:Q:261:GLY:HA3	2.00	0.44
1:R:340:ASP:OD1	1:R:340:ASP:C	2.61	0.44
1:T:91:ARG:O	1:T:95:LEU:HG	2.17	0.44
1:c:142:HIS:NE2	1:c:145:LYS:HG3	2.32	0.44
1:c:339:THR:HG22	1:c:344:GLU:OE1	2.17	0.44
1:i:53:ARG:HB2	1:i:53:ARG:NH1	2.33	0.44
1:i:83:ASN:HA	1:i:305:ARG:HH12	1.82	0.44
1:k:175:SER:O	1:k:271:GLY:HA2	2.18	0.44
1:n:300:TYR:CD1	1:n:300:TYR:C	2.95	0.44
1:s:37:LYS:HG3	1:s:38:ILE:HD12	1.99	0.44
1:w:165:ARG:NE	1:w:167:ASP:OD1	2.35	0.44
1:1:231:ASP:O	1:1:251:LYS:NZ	2.51	0.44
1:1:232:LEU:HD23	1:1:232:LEU:HA	1.75	0.44
1:2:197:ILE:HB	1:2:209:ILE:HB	1.98	0.44
1:2:318:ALA:O	1:2:322:LEU:HG	2.18	0.44
1:3:52:ASN:O	1:3:56:VAL:HG12	2.18	0.44
1:3:209:ILE:HD12	1:3:209:ILE:N	2.33	0.44
1:A:290:SER:O	1:A:293:ILE:HG22	2.17	0.44
1:B:52:ASN:O	1:B:56:VAL:HG23	2.17	0.44
1:B:84:GLU:HA	1:B:84:GLU:OE2	2.18	0.44
1:B:112:ILE:O	1:B:116:VAL:HG23	2.18	0.44
1:E:195:LEU:HD22	1:E:211:ILE:HD13	1.99	0.44
1:E:240:ASP:HB3	1:E:242:LYS:HG3	2.00	0.44
1:G:295:ASP:OD1	1:G:295:ASP:N	2.49	0.44
1:H:4:ASN:HB2	1:o:338:ASP:OD1	2.18	0.44
1:H:6:ASN:N	1:H:6:ASN:ND2	2.65	0.44
1:I:174:VAL:HG23	1:I:249:ASN:OD1	2.18	0.44
1:J:221:GLU:OE1	1:J:221:GLU:N	2.46	0.44

Continued on next page...

Continued from previous page...

Atom-1	Atom-2	Interatomic distance (Å)	Clash overlap (Å)
1:J:250:ASN:OD1	1:J:250:ASN:C	2.61	0.44
1:J:287:ALA:O	1:J:291:VAL:HG23	2.17	0.44
1:O:50:ILE:O	1:O:54:LEU:HD22	2.17	0.44
1:Q:348:MET:O	1:Q:352:GLN:OE1	2.36	0.44
1:S:55:ASN:HB2	1:S:333:LYS:HZ2	1.82	0.44
1:T:93:ARG:HG2	1:T:294:ILE:CG2	2.43	0.44
1:U:91:ARG:HG3	1:U:119:LEU:HD21	1.99	0.44
1:U:164:MET:HE2	1:U:164:MET:N	2.31	0.44
1:c:177:GLN:NE2	1:c:178:ALA:H	2.16	0.44
1:c:353:ILE:HD12	1:c:353:ILE:H	1.82	0.44
1:h:155:GLU:CD	1:i:129:THR:HG22	2.43	0.44
1:h:321:ASN:O	1:h:325:ILE:HG13	2.18	0.44
1:i:63:VAL:O	1:i:67:ASN:OD1	2.36	0.44
1:j:366:LYS:O	1:j:369:PRO:HD2	2.17	0.44
1:m:176:TYR:HB2	1:m:245:ILE:HG22	1.99	0.44
1:n:37:LYS:NZ	1:n:336:ILE:O	2.40	0.44
1:n:137:LEU:C	1:n:138:LEU:HD23	2.42	0.44
1:r:234:LYS:O	1:r:245:ILE:HD12	2.18	0.44
1:r:311:PHE:O	1:r:315:PHE:HD1	2.00	0.44
1:t:30:GLU:OE2	1:t:30:GLU:N	2.51	0.44
1:u:225:TYR:O	1:u:229:GLN:HG2	2.18	0.44
1:v:145:LYS:O	1:v:159:LEU:N	2.43	0.44
1:v:311:PHE:CE1	1:v:315:PHE:HE1	2.36	0.44
1:w:9:VAL:HA	1:w:12:MET:CE	2.48	0.44
1:x:49:GLN:HA	1:x:52:ASN:HD22	1.82	0.44
1:x:322:LEU:HA	1:x:325:ILE:HD12	2.00	0.44
1:2:88:ILE:HG22	1:2:92:MET:CE	2.48	0.44
1:2:128:GLU:OE1	1:2:165:ARG:NH1	2.51	0.44
1:3:234:LYS:HD2	1:3:234:LYS:N	2.32	0.44
1:E:39:ASN:OD1	1:E:39:ASN:N	2.50	0.44
1:E:49:GLN:NE2	1:l:302:ASP:HB3	2.32	0.44
1:E:266:LEU:HD23	1:E:266:LEU:HA	1.78	0.44
1:F:170:MET:HG3	1:F:300:TYR:CD1	2.53	0.44
1:H:10:SER:HA	1:H:13:THR:HG22	1.99	0.44
1:I:243:LEU:HD23	1:I:245:ILE:HD11	2.00	0.44
1:M:109:ARG:HA	1:M:112:ILE:HD12	1.99	0.44
1:S:304:HIS:HA	1:S:307:GLU:OE1	2.18	0.44
1:S:332:SER:O	1:S:336:ILE:HG13	2.18	0.44
1:U:159:LEU:HB2	1:U:311:PHE:CE1	2.53	0.44
1:j:257:GLU:N	1:j:257:GLU:CD	2.76	0.44
1:k:55:ASN:OD1	1:k:55:ASN:C	2.60	0.44

Continued on next page...

Continued from previous page...

Atom-1	Atom-2	Interatomic distance (Å)	Clash overlap (Å)
1:l:334:SER:O	1:l:335:ARG:C	2.60	0.44
1:r:137:LEU:HD22	1:r:161:LEU:HD13	1.99	0.44
1:s:113:GLN:OE1	1:s:281:VAL:HG22	2.17	0.44
1:t:236:SER:HB3	1:t:288:GLN:OE1	2.17	0.44
1:u:184:LYS:HG3	1:u:184:LYS:O	2.18	0.44
1:x:55:ASN:OD1	1:x:55:ASN:C	2.60	0.44
1:z:266:LEU:HD13	1:z:268:LEU:HD21	2.00	0.44
1:1:34:SER:HA	1:z:17:TYR:CE1	2.52	0.44
1:1:231:ASP:C	1:1:231:ASP:OD1	2.60	0.44
1:A:209:ILE:HG22	1:A:211:ILE:HD11	2.00	0.44
1:B:53:ARG:NH2	1:u:108:GLU:OE1	2.47	0.44
1:C:50:ILE:CD1	1:k:108:GLU:HG2	2.48	0.44
1:E:9:VAL:HA	1:E:12:MET:HG3	1.99	0.44
1:E:13:THR:HG22	1:l:327:GLU:OE2	2.18	0.44
1:E:25:GLN:O	1:E:29:MET:HG2	2.18	0.44
1:F:128:GLU:OE1	1:F:165:ARG:NH1	2.51	0.44
1:G:63:VAL:HA	1:G:66:ARG:HH12	1.81	0.44
1:H:66:ARG:HD2	1:H:66:ARG:N	2.33	0.44
1:O:169:LYS:HA	1:O:273:LYS:HZ1	1.83	0.44
1:Q:222:LEU:HD12	1:Q:222:LEU:O	2.17	0.44
1:S:318:ALA:CB	1:T:125:ARG:HH22	2.30	0.44
1:V:109:ARG:NE	1:V:282:THR:O	2.48	0.44
1:m:88:ILE:HG23	1:m:119:LEU:HD12	2.00	0.44
1:m:176:TYR:HB2	1:m:245:ILE:CG2	2.48	0.44
1:n:37:LYS:O	1:n:38:ILE:HG13	2.18	0.44
1:p:225:TYR:O	1:p:229:GLN:HG2	2.18	0.44
1:q:320:SER:HB2	1:r:84:GLU:OE1	2.17	0.44
1:r:25:GLN:OE1	1:r:25:GLN:C	2.61	0.44
1:w:144:ALA:C	1:w:145:LYS:HD2	2.42	0.44
1:x:201:ASP:OD1	1:x:205:GLN:HB3	2.18	0.44
1:x:273:LYS:N	1:x:273:LYS:HD2	2.33	0.44
1:1:168:ASN:HB3	1:1:171:MET:HE3	2.00	0.43
1:3:295:ASP:O	1:3:299:LYS:HG2	2.17	0.43
1:A:71:GLY:HA2	1:A:74:ILE:HD12	2.00	0.43
1:A:276:VAL:HA	1:A:279:ILE:CD1	2.48	0.43
1:D:340:ASP:C	1:D:340:ASP:OD1	2.61	0.43
1:E:113:GLN:OE1	1:E:281:VAL:HG22	2.18	0.43
1:F:367:GLN:N	1:F:367:GLN:CD	2.76	0.43
1:G:120:ASN:ND2	1:G:277:ASP:HA	2.32	0.43
1:G:179:GLU:N	1:G:179:GLU:CD	2.76	0.43
1:G:272:LYS:HD3	1:G:273:LYS:N	2.32	0.43

Continued on next page...

Continued from previous page...

Atom-1	Atom-2	Interatomic distance (Å)	Clash overlap (Å)
1:J:248:GLY:O	1:J:252:VAL:HG12	2.18	0.43
1:K:367:GLN:HA	1:K:370:ASN:OD1	2.18	0.43
1:L:170:MET:HA	1:L:170:MET:HE3	1.99	0.43
1:O:178:ALA:HB3	1:O:243:LEU:H	1.81	0.43
1:S:159:LEU:HB2	1:S:311:PHE:CE2	2.53	0.43
1:S:163:ASP:O	1:S:168:ASN:ND2	2.51	0.43
1:U:160:GLU:OE2	1:U:161:LEU:N	2.51	0.43
1:c:92:MET:HE1	1:c:116:VAL:HG22	1.99	0.43
1:i:56:VAL:HG22	1:t:90:GLN:OE1	2.18	0.43
1:j:53:ARG:NH1	1:k:133:GLY:O	2.50	0.43
1:k:158:MET:HE2	1:v:184:LYS:HD3	1.99	0.43
1:l:83:ASN:HA	1:l:305:ARG:HH12	1.83	0.43
1:n:162:LYS:HE3	1:n:300:TYR:CZ	2.53	0.43
1:p:106:LYS:O	1:p:110:VAL:HG23	2.18	0.43
1:q:70:ASP:O	1:q:74:ILE:HG12	2.18	0.43
1:t:63:VAL:HA	1:t:66:ARG:HG2	2.00	0.43
1:v:336:ILE:HD12	1:v:336:ILE:H	1.83	0.43
1:w:47:GLY:HA2	1:w:50:ILE:HD12	1.99	0.43
1:x:300:TYR:CZ	1:x:304:HIS:CE1	3.06	0.43
1:1:132:PHE:C	1:1:132:PHE:CD1	2.96	0.43
1:A:185:ASP:OD1	1:A:185:ASP:N	2.51	0.43
1:B:320:SER:HA	1:B:323:ASP:OD1	2.18	0.43
1:C:72:ILE:HD12	1:C:72:ILE:HA	1.83	0.43
1:C:153:ASN:ND2	1:j:291:VAL:HG13	2.33	0.43
1:D:220:GLU:H	1:D:220:GLU:CD	2.26	0.43
1:E:97:LEU:HD23	1:E:97:LEU:HA	1.70	0.43
1:F:209:ILE:HG22	1:F:211:ILE:CD1	2.47	0.43
1:I:162:LYS:HD2	1:I:162:LYS:N	2.34	0.43
1:L:53:ARG:NH1	1:M:133:GLY:O	2.50	0.43
1:M:32:LEU:HD23	1:M:32:LEU:HA	1.65	0.43
1:M:126:ILE:O	1:M:130:THR:HG23	2.18	0.43
1:M:239:GLN:OE1	1:M:285:GLY:N	2.50	0.43
1:N:234:LYS:O	1:N:245:ILE:HA	2.18	0.43
1:S:79:GLU:OE2	1:S:305:ARG:NE	2.46	0.43
1:S:177:GLN:OE1	1:S:177:GLN:N	2.51	0.43
1:c:173:GLY:H	1:c:293:ILE:HG23	1.83	0.43
1:h:162:LYS:HE2	1:h:304:HIS:CE1	2.53	0.43
1:i:318:ALA:O	1:i:322:LEU:HG	2.18	0.43
1:k:16:ARG:NH1	1:v:323:ASP:OD2	2.41	0.43
1:l:28:SER:O	1:l:31:ARG:HB3	2.17	0.43
1:l:142:HIS:CE1	1:l:161:LEU:HD12	2.52	0.43

Continued on next page...

Continued from previous page...

Atom-1	Atom-2	Interatomic distance (Å)	Clash overlap (Å)
1:m:222:LEU:HG	1:m:226:ILE:HD11	2.00	0.43
1:n:170:MET:HG3	1:n:300:TYR:CE2	2.52	0.43
1:o:9:VAL:O	1:o:12:MET:HG3	2.17	0.43
1:o:108:GLU:O	1:o:112:ILE:HG13	2.19	0.43
1:o:164:MET:HA	1:o:164:MET:HE3	2.01	0.43
1:p:12:MET:HE2	1:p:12:MET:HB2	1.75	0.43
1:p:117:THR:O	1:p:121:ASP:OD2	2.36	0.43
1:q:137:LEU:HB2	1:q:138:LEU:HD12	2.00	0.43
1:r:170:MET:HE1	1:r:250:ASN:HD22	1.83	0.43
1:t:289:GLU:O	1:t:293:ILE:HG13	2.18	0.43
1:u:279:ILE:HG23	1:u:290:SER:HB3	2.00	0.43
1:v:32:LEU:CD2	1:v:344:GLU:HG2	2.48	0.43
1:v:44:ASP:CG	1:v:47:GLY:H	2.26	0.43
1:w:161:LEU:HD23	1:w:162:LYS:HZ3	1.82	0.43
1:1:170:MET:HE2	1:1:170:MET:N	2.32	0.43
1:1:274:VAL:HG11	1:1:289:GLU:OE2	2.18	0.43
1:2:133:GLY:HA3	1:p:53:ARG:NH1	2.26	0.43
1:A:190:GLU:HG3	1:A:191:GLY:N	2.33	0.43
1:B:94:ASP:OD2	1:B:94:ASP:N	2.51	0.43
1:D:206:GLU:OE1	1:D:206:GLU:HA	2.19	0.43
1:E:179:GLU:OE2	1:E:179:GLU:N	2.41	0.43
1:G:6:ASN:O	1:m:350:LYS:NZ	2.41	0.43
1:G:79:GLU:HA	1:G:82:MET:HE2	2.00	0.43
1:H:318:ALA:O	1:H:322:LEU:HD13	2.17	0.43
1:I:157:VAL:CG2	1:I:314:ARG:HH12	2.31	0.43
1:J:188:VAL:HG22	1:J:222:LEU:HD12	2.00	0.43
1:J:321:ASN:OD1	1:J:325:ILE:HD11	2.17	0.43
1:J:336:ILE:HD12	1:J:336:ILE:H	1.83	0.43
1:K:139:ASN:O	1:K:141:THR:HG23	2.18	0.43
1:L:357:ALA:O	1:L:361:ILE:HG12	2.19	0.43
1:N:321:ASN:OD1	1:O:126:ILE:HG23	2.17	0.43
1:N:357:ALA:O	1:N:361:ILE:HG12	2.18	0.43
1:O:50:ILE:HG22	1:O:54:LEU:HD21	2.00	0.43
1:O:274:VAL:HG21	1:O:289:GLU:OE1	2.19	0.43
1:R:91:ARG:HH12	1:R:95:LEU:HD21	1.84	0.43
1:R:214:LYS:HE2	1:S:165:ARG:NH2	2.33	0.43
1:S:195:LEU:HB2	1:S:262:LEU:HD12	2.00	0.43
1:V:160:GLU:C	1:V:161:LEU:HD23	2.43	0.43
1:h:313:ASN:ND2	1:i:115:GLU:OE2	2.51	0.43
1:l:345:THR:O	1:l:349:THR:HG23	2.18	0.43
1:m:137:LEU:HB3	1:m:138:LEU:HD23	2.00	0.43

Continued on next page...

Continued from previous page...

Atom-1	Atom-2	Interatomic distance (Å)	Clash overlap (Å)
1:o:115:GLU:O	1:o:119:LEU:HD13	2.19	0.43
1:r:84:GLU:HA	1:r:84:GLU:OE2	2.18	0.43
1:w:37:LYS:HZ2	1:w:339:THR:HA	1.83	0.43
1:1:168:ASN:OD1	1:1:170:MET:N	2.45	0.43
1:1:353:ILE:HG13	1:1:353:ILE:H	1.70	0.43
1:3:210:ASN:C	1:3:211:ILE:HD13	2.43	0.43
1:B:165:ARG:HG2	1:B:165:ARG:HH11	1.83	0.43
1:B:178:ALA:O	1:B:242:LYS:HD3	2.18	0.43
1:C:166:SER:OG	1:C:277:ASP:OD1	2.25	0.43
1:C:214:LYS:HD3	1:C:214:LYS:N	2.33	0.43
1:D:44:ASP:C	1:D:44:ASP:OD1	2.61	0.43
1:D:361:ILE:HD13	1:D:361:ILE:N	2.33	0.43
1:E:93:ARG:HA	1:E:294:ILE:HD13	2.00	0.43
1:E:170:MET:HE2	1:E:170:MET:HA	2.00	0.43
1:G:88:ILE:O	1:G:92:MET:HG3	2.19	0.43
1:G:139:ASN:OD1	1:G:141:THR:HG23	2.17	0.43
1:J:211:ILE:HG13	1:J:226:ILE:CD1	2.49	0.43
1:L:4:ASN:OD1	1:L:4:ASN:C	2.61	0.43
1:N:82:MET:N	1:N:82:MET:SD	2.91	0.43
1:N:322:LEU:HA	1:N:325:ILE:HD12	1.99	0.43
1:O:226:ILE:HD12	1:O:226:ILE:HA	1.82	0.43
1:V:327:GLU:OE1	1:V:327:GLU:HA	2.18	0.43
1:c:123:LEU:HD11	1:c:166:SER:HB3	2.00	0.43
1:i:303:SER:O	1:i:307:GLU:HG3	2.17	0.43
1:m:47:GLY:HA2	1:m:50:ILE:HD12	2.01	0.43
1:o:185:ASP:OD1	1:o:185:ASP:N	2.51	0.43
1:p:93:ARG:HG3	1:p:294:ILE:CG2	2.46	0.43
1:p:260:GLY:O	1:p:263:SER:HB3	2.18	0.43
1:q:369:PRO:HD2	1:q:370:ASN:N	2.33	0.43
1:r:57:GLN:O	1:r:61:LEU:HG	2.19	0.43
1:r:78:ALA:O	1:r:82:MET:HE3	2.17	0.43
1:r:147:PHE:CE1	1:r:159:LEU:HD23	2.54	0.43
1:r:193:ASN:C	1:r:193:ASN:OD1	2.61	0.43
1:r:235:ALA:HB2	1:r:245:ILE:HD13	2.00	0.43
1:r:284:VAL:O	1:r:288:GLN:HG2	2.18	0.43
1:r:319:ILE:HD12	1:r:319:ILE:H	1.83	0.43
1:s:3:VAL:HG23	1:t:18:LEU:HD21	1.99	0.43
1:s:126:ILE:HG13	1:s:126:ILE:H	1.69	0.43
1:s:272:LYS:C	1:s:273:LYS:HD3	2.43	0.43
1:t:205:GLN:N	1:t:205:GLN:OE1	2.50	0.43
1:v:180:SER:HA	1:v:242:LYS:HE3	1.98	0.43

Continued on next page...

Continued from previous page...

Atom-1	Atom-2	Interatomic distance (Å)	Clash overlap (Å)
1:3:67:ASN:HA	1:3:70:ASP:OD2	2.19	0.43
1:D:72:ILE:HD12	1:D:72:ILE:HA	1.84	0.43
1:D:89:LEU:HD12	1:D:298:LEU:HD13	2.01	0.43
1:D:208:GLU:N	1:D:208:GLU:OE2	2.51	0.43
1:D:357:ALA:O	1:D:361:ILE:HG12	2.17	0.43
1:E:16:ARG:NH1	1:l:327:GLU:OE1	2.51	0.43
1:J:61:LEU:CD2	1:J:151:ALA:HB2	2.49	0.43
1:J:335:ARG:HG3	1:J:335:ARG:NH1	2.34	0.43
1:K:292:ALA:O	1:K:295:ASP:OD1	2.35	0.43
1:M:239:GLN:CD	1:M:239:GLN:H	2.25	0.43
1:N:297:ALA:O	1:N:301:VAL:HG12	2.19	0.43
1:P:177:GLN:H	1:P:272:LYS:HZ3	1.67	0.43
1:Q:166:SER:HB2	1:Q:276:VAL:HB	1.99	0.43
1:Q:185:ASP:OD2	1:Q:186:TRP:N	2.51	0.43
1:Q:300:TYR:O	1:Q:304:HIS:CE1	2.71	0.43
1:R:224:THR:HA	1:R:227:ASN:HD22	1.83	0.43
1:h:319:ILE:HG13	1:h:319:ILE:H	1.69	0.43
1:i:205:GLN:OE1	1:i:206:GLU:N	2.47	0.43
1:m:142:HIS:CG	1:m:143:GLY:N	2.86	0.43
1:n:290:SER:O	1:n:293:ILE:HG22	2.18	0.43
1:n:349:THR:O	1:n:353:ILE:HG23	2.18	0.43
1:o:55:ASN:O	1:o:59:ARG:HG2	2.19	0.43
1:p:197:ILE:HG12	1:p:209:ILE:HB	1.99	0.43
1:q:248:GLY:O	1:q:252:VAL:HG12	2.18	0.43
1:r:152:ASP:O	1:r:155:GLU:HG3	2.18	0.43
1:t:112:ILE:O	1:t:116:VAL:HG23	2.18	0.43
1:t:234:LYS:HE2	1:t:234:LYS:HA	2.01	0.43
1:u:47:GLY:O	1:u:51:SER:OG	2.27	0.43
1:v:79:GLU:OE1	1:v:305:ARG:NH2	2.47	0.43
1:w:93:ARG:HA	1:w:294:ILE:HD13	2.01	0.43
1:w:93:ARG:HB2	1:w:294:ILE:HG21	2.00	0.43
1:w:97:LEU:HD23	1:w:97:LEU:HA	1.85	0.43
1:w:109:ARG:HB3	1:w:282:THR:HA	2.00	0.43
1:2:317:HIS:CE1	1:3:87:ASN:HD21	2.36	0.43
1:3:170:MET:HE2	1:3:300:TYR:CE1	2.54	0.43
1:3:288:GLN:O	1:3:291:VAL:HG12	2.19	0.43
1:A:84:GLU:O	1:A:88:ILE:HG13	2.19	0.43
1:D:85:THR:O	1:D:89:LEU:HG	2.19	0.43
1:D:153:ASN:OD1	1:k:291:VAL:HG13	2.18	0.43
1:E:5:VAL:HG12	1:l:341:PHE:HE1	1.83	0.43
1:F:170:MET:HE1	1:F:250:ASN:HB2	2.00	0.43

Continued on next page...

Continued from previous page...

Atom-1	Atom-2	Interatomic distance (Å)	Clash overlap (Å)
1:F:338:ASP:OD2	1:F:338:ASP:N	2.51	0.43
1:H:70:ASP:O	1:H:74:ILE:HG12	2.18	0.43
1:I:95:LEU:HD11	1:I:115:GLU:HG2	2.00	0.43
1:M:105:SER:OG	1:M:108:GLU:OE1	2.34	0.43
1:M:185:ASP:OD1	1:M:185:ASP:N	2.51	0.43
1:P:168:ASN:HD21	1:P:170:MET:CE	2.32	0.43
1:R:72:ILE:HD12	1:R:72:ILE:HA	1.90	0.43
1:R:243:LEU:HD23	1:R:244:GLN:N	2.34	0.43
1:S:290:SER:O	1:S:294:ILE:HG22	2.18	0.43
1:T:30:GLU:CD	1:T:39:ASN:HD22	2.25	0.43
1:T:88:ILE:HG13	1:T:88:ILE:H	1.62	0.43
1:T:304:HIS:HA	1:T:307:GLU:OE1	2.19	0.43
1:i:125:ARG:O	1:i:129:THR:HG23	2.19	0.43
1:k:316:ASN:O	1:k:319:ILE:HG22	2.18	0.43
1:l:78:ALA:O	1:l:82:MET:HG3	2.17	0.43
1:m:25:GLN:HG2	1:m:29:MET:CE	2.49	0.43
1:o:173:GLY:HA3	1:o:246:PHE:CE1	2.54	0.43
1:s:32:LEU:HA	1:s:32:LEU:HD13	1.81	0.43
1:u:64:ALA:HB1	1:u:149:ILE:O	2.19	0.43
1:v:194:ASP:HB2	1:v:196:LYS:NZ	2.33	0.43
1:w:88:ILE:O	1:w:92:MET:HG3	2.19	0.43
1:w:333:LYS:HE3	1:w:333:LYS:HB3	1.89	0.43
1:x:31:ARG:NH1	1:x:37:LYS:O	2.50	0.43
1:z:7:THR:HG22	1:z:8:ASN:H	1.83	0.43
1:3:191:GLY:O	1:3:192:LYS:HD2	2.17	0.43
1:A:82:MET:O	1:A:85:THR:OG1	2.31	0.43
1:D:193:ASN:ND2	1:D:213:ALA:O	2.46	0.43
1:F:72:ILE:HA	1:F:72:ILE:HD12	1.79	0.43
1:G:218:ASP:CG	1:G:219:ILE:N	2.77	0.43
1:J:366:LYS:O	1:J:369:PRO:HD2	2.19	0.43
1:K:120:ASN:C	1:K:120:ASN:OD1	2.62	0.43
1:K:330:ASN:O	1:K:333:LYS:HG2	2.18	0.43
1:L:78:ALA:HB1	1:L:82:MET:HE3	1.99	0.43
1:N:145:LYS:O	1:N:158:MET:HG2	2.19	0.43
1:N:287:ALA:HB3	1:N:288:GLN:NE2	2.33	0.43
1:N:312:GLN:HG3	1:N:313:ASN:N	2.33	0.43
1:P:162:LYS:HG2	1:P:304:HIS:NE2	2.33	0.43
1:S:211:ILE:HG23	1:S:225:TYR:HE1	1.84	0.43
1:V:218:ASP:CG	1:V:219:ILE:N	2.76	0.43
1:c:3:VAL:HG13	1:c:3:VAL:O	2.19	0.43
1:h:167:ASP:OD1	1:h:167:ASP:N	2.50	0.43

Continued on next page...

Continued from previous page...

Atom-1	Atom-2	Interatomic distance (Å)	Clash overlap (Å)
1:h:218:ASP:HB3	1:h:221:GLU:HG3	2.00	0.43
1:i:273:LYS:HD2	1:i:274:VAL:N	2.34	0.43
1:j:208:GLU:O	1:j:209:ILE:HD13	2.18	0.43
1:n:25:GLN:OE1	1:n:29:MET:HE2	2.19	0.43
1:o:218:ASP:CG	1:o:219:ILE:N	2.76	0.43
1:q:318:ALA:O	1:q:322:LEU:HG	2.18	0.43
1:r:31:ARG:HH12	1:r:37:LYS:HB2	1.83	0.43
1:u:334:SER:HA	1:u:338:ASP:OD1	2.19	0.43
1:w:161:LEU:HA	1:w:162:LYS:HZ2	1.82	0.43
1:z:149:ILE:HG21	1:z:315:PHE:CE2	2.54	0.43
1:z:236:SER:OG	1:z:244:GLN:HB2	2.19	0.43
1:1:121:ASP:OD2	1:z:314:ARG:NH2	2.35	0.43
1:3:89:LEU:HA	1:3:92:MET:HE3	2.00	0.43
1:A:150:GLY:O	1:A:151:ALA:C	2.60	0.43
1:C:113:GLN:OE1	1:C:281:VAL:HG22	2.17	0.43
1:G:293:ILE:HG13	1:G:293:ILE:H	1.64	0.43
1:H:88:ILE:HG13	1:H:88:ILE:H	1.70	0.43
1:H:311:PHE:C	1:H:311:PHE:CD2	2.97	0.43
1:I:163:ASP:O	1:I:300:TYR:OH	2.35	0.43
1:J:166:SER:OG	1:J:277:ASP:OD1	2.34	0.43
1:L:190:GLU:O	1:L:192:LYS:NZ	2.41	0.43
1:M:22:ASN:HD22	1:M:22:ASN:N	2.17	0.43
1:M:162:LYS:HE2	1:M:162:LYS:HB2	1.86	0.43
1:N:205:GLN:CD	1:N:205:GLN:N	2.77	0.43
1:N:366:LYS:O	1:N:369:PRO:HD2	2.19	0.43
1:R:188:VAL:HG22	1:R:189:ALA:N	2.33	0.43
1:S:192:LYS:HD3	1:S:261:GLY:HA3	2.00	0.43
1:c:138:LEU:HB3	1:c:164:MET:HG2	1.99	0.43
1:c:184:LYS:NZ	1:c:218:ASP:OD2	2.51	0.43
1:c:373:LEU:O	1:c:373:LEU:HD12	2.19	0.43
1:h:109:ARG:HH12	1:h:284:VAL:HG22	1.83	0.43
1:h:246:PHE:C	1:h:246:PHE:CD2	2.96	0.43
1:j:364:GLN:HA	1:j:367:GLN:HG2	2.00	0.43
1:n:362:LEU:HD12	1:n:362:LEU:HA	1.84	0.43
1:o:52:ASN:O	1:o:56:VAL:HG12	2.18	0.43
1:o:138:LEU:HD12	1:o:164:MET:HG2	2.00	0.43
1:o:158:MET:HE2	1:z:184:LYS:HG2	2.00	0.43
1:r:366:LYS:O	1:r:369:PRO:HD2	2.19	0.43
1:t:295:ASP:HA	1:t:298:LEU:HD12	2.01	0.43
1:u:279:ILE:HG21	1:u:290:SER:HB3	2.01	0.43
1:w:366:LYS:O	1:w:369:PRO:HD2	2.19	0.43

Continued on next page...

Continued from previous page...

Atom-1	Atom-2	Interatomic distance (Å)	Clash overlap (Å)
1:x:340:ASP:C	1:x:340:ASP:OD2	2.61	0.43
1:l:82:MET:HE2	1:l:82:MET:HB3	1.95	0.43
1:A:119:LEU:HD23	1:A:119:LEU:HA	1.82	0.43
1:E:72:ILE:HD12	1:E:72:ILE:HA	1.82	0.43
1:F:66:ARG:HA	1:F:69:ASN:ND2	2.33	0.43
1:H:92:MET:HE2	1:H:92:MET:HB3	1.86	0.43
1:I:125:ARG:HG2	1:I:125:ARG:NH1	2.33	0.43
1:I:270:GLU:OE2	1:I:271:GLY:N	2.51	0.43
1:J:27:THR:HG22	1:J:31:ARG:HD2	2.00	0.43
1:J:171:MET:N	1:J:171:MET:SD	2.92	0.43
1:M:168:ASN:OD1	1:M:170:MET:HE2	2.18	0.43
1:O:160:GLU:OE1	1:O:162:LYS:HD3	2.19	0.43
1:R:79:GLU:OE2	1:R:305:ARG:NE	2.52	0.43
1:T:316:ASN:HA	1:T:319:ILE:HD12	2.00	0.43
1:V:57:GLN:O	1:V:61:LEU:HG	2.19	0.43
1:h:28:SER:HA	1:h:344:GLU:OE1	2.19	0.43
1:i:273:LYS:HZ3	1:i:275:THR:CG2	2.17	0.43
1:k:64:ALA:HB1	1:k:149:ILE:O	2.18	0.43
1:k:165:ARG:NH2	1:u:214:LYS:HE3	2.34	0.43
1:k:187:ASN:C	1:k:187:ASN:OD1	2.61	0.43
1:p:222:LEU:O	1:p:226:ILE:HG13	2.19	0.43
1:r:66:ARG:CZ	1:r:66:ARG:HB2	2.48	0.43
1:u:49:GLN:O	1:u:53:ARG:HG3	2.19	0.43
1:w:338:ASP:OD1	1:w:338:ASP:N	2.52	0.43
1:x:257:GLU:N	1:x:257:GLU:CD	2.77	0.43
1:x:295:ASP:O	1:x:299:LYS:HD3	2.18	0.43
1:x:330:ASN:ND2	1:x:330:ASN:H	2.16	0.43
1:z:246:PHE:HD2	1:z:292:ALA:HB3	1.84	0.43
1:1:109:ARG:HA	1:1:112:ILE:HG22	1.99	0.43
1:1:125:ARG:O	1:1:129:THR:HG22	2.18	0.43
1:1:138:LEU:HD13	1:1:164:MET:HG3	1.99	0.43
1:2:159:LEU:HD22	1:2:311:PHE:CE2	2.53	0.43
1:3:229:GLN:HA	1:3:229:GLN:HE21	1.84	0.43
1:B:196:LYS:HB3	1:B:208:GLU:OE2	2.18	0.43
1:C:298:LEU:O	1:C:302:ASP:OD1	2.37	0.43
1:D:196:LYS:O	1:D:197:ILE:HD13	2.19	0.43
1:E:192:LYS:O	1:E:192:LYS:HG3	2.17	0.43
1:F:233:VAL:CG2	1:F:245:ILE:HD11	2.49	0.43
1:F:301:VAL:O	1:F:305:ARG:HG2	2.19	0.43
1:H:166:SER:HB2	1:H:276:VAL:HG23	2.00	0.43
1:M:199:LEU:HD12	1:M:200:THR:C	2.44	0.43

Continued on next page...

Continued from previous page...

Atom-1	Atom-2	Interatomic distance (Å)	Clash overlap (Å)
1:N:50:ILE:HG22	1:N:54:LEU:CD1	2.49	0.43
1:O:163:ASP:OD1	1:O:164:MET:N	2.51	0.43
1:O:193:ASN:HA	1:O:262:LEU:HD21	2.00	0.43
1:P:248:GLY:H	1:P:251:LYS:HE2	1.82	0.43
1:S:89:LEU:O	1:S:294:ILE:HD11	2.19	0.43
1:V:194:ASP:OD2	1:V:196:LYS:NZ	2.52	0.43
1:c:130:THR:HG21	1:c:138:LEU:HG	2.00	0.43
1:c:318:ALA:O	1:c:322:LEU:HG	2.19	0.43
1:l:192:LYS:O	1:l:262:LEU:HD13	2.18	0.43
1:n:265:GLU:OE2	1:n:265:GLU:HA	2.19	0.43
1:o:181:GLY:HA2	1:o:242:LYS:HG2	2.01	0.43
1:p:221:GLU:O	1:p:224:THR:OG1	2.32	0.43
1:p:222:LEU:HD23	1:p:226:ILE:HD11	2.01	0.43
1:q:109:ARG:HB3	1:q:282:THR:HA	2.01	0.43
1:q:312:GLN:O	1:q:316:ASN:ND2	2.51	0.43
1:r:91:ARG:HA	1:r:94:ASP:OD1	2.19	0.43
1:s:67:ASN:HA	1:s:70:ASP:OD2	2.19	0.43
1:v:195:LEU:C	1:v:196:LYS:HD2	2.44	0.43
1:x:32:LEU:HD13	1:x:32:LEU:HA	1.91	0.43
1:1:82:MET:HE2	1:1:301:VAL:HG13	2.01	0.42
1:1:350:LYS:O	1:1:354:LEU:HG	2.19	0.42
1:2:31:ARG:HD2	1:2:344:GLU:OE1	2.19	0.42
1:2:111:ALA:O	1:2:114:GLU:N	2.52	0.42
1:2:349:THR:HA	1:2:352:GLN:NE2	2.33	0.42
1:3:300:TYR:O	1:3:304:HIS:CD2	2.72	0.42
1:A:321:ASN:ND2	1:B:126:ILE:HD12	2.33	0.42
1:E:328:ASN:OD1	1:F:76:GLN:HG3	2.19	0.42
1:G:172:GLY:O	1:G:249:ASN:HB3	2.20	0.42
1:H:141:THR:H	1:H:141:THR:HG1	1.66	0.42
1:I:93:ARG:NE	1:I:291:VAL:HG13	2.33	0.42
1:I:148:GLN:NE2	1:I:150:GLY:O	2.44	0.42
1:J:145:LYS:HA	1:J:145:LYS:HD3	1.80	0.42
1:L:92:MET:HB2	1:L:294:ILE:CD1	2.49	0.42
1:L:116:VAL:O	1:L:120:ASN:OD1	2.36	0.42
1:L:368:ALA:HB3	1:L:369:PRO:HD3	2.01	0.42
1:M:273:LYS:HD2	1:M:273:LYS:N	2.34	0.42
1:N:70:ASP:O	1:N:74:ILE:HG12	2.19	0.42
1:N:293:ILE:HD12	1:N:293:ILE:HA	1.93	0.42
1:O:44:ASP:C	1:O:44:ASP:OD1	2.62	0.42
1:O:152:ASP:OD1	1:O:153:ASN:N	2.43	0.42
1:T:37:LYS:HG2	1:T:337:LYS:O	2.19	0.42

Continued on next page...

Continued from previous page...

Atom-1	Atom-2	Interatomic distance (Å)	Clash overlap (Å)
1:U:64:ALA:HB1	1:U:149:ILE:O	2.19	0.42
1:V:160:GLU:O	1:V:161:LEU:HD23	2.18	0.42
1:c:375:LEU:HD23	1:c:375:LEU:HA	1.77	0.42
1:h:344:GLU:HA	1:h:344:GLU:OE2	2.19	0.42
1:i:26:GLN:HA	1:i:29:MET:HE3	2.01	0.42
1:i:92:MET:HE2	1:i:116:VAL:HG13	2.00	0.42
1:i:333:LYS:HE2	1:i:333:LYS:HB2	1.88	0.42
1:k:125:ARG:NH1	1:k:129:THR:HG21	2.33	0.42
1:l:29:MET:SD	1:l:344:GLU:HA	2.59	0.42
1:l:29:MET:HE3	1:l:347:ALA:HB3	2.00	0.42
1:o:196:LYS:HB3	1:o:259:SER:OG	2.18	0.42
1:p:250:ASN:ND2	1:p:250:ASN:C	2.75	0.42
1:q:173:GLY:HA3	1:q:246:PHE:CZ	2.53	0.42
1:r:77:THR:HG21	1:r:132:PHE:HD2	1.84	0.42
1:r:83:ASN:HA	1:r:305:ARG:NH1	2.34	0.42
1:s:295:ASP:OD2	1:s:295:ASP:C	2.62	0.42
1:v:46:ALA:O	1:v:50:ILE:HG13	2.19	0.42
1:x:225:TYR:O	1:x:229:GLN:HG2	2.19	0.42
1:z:44:ASP:OD1	1:z:44:ASP:C	2.62	0.42
1:1:5:VAL:HG12	1:1:6:ASN:CG	2.45	0.42
1:3:5:VAL:HG22	1:3:372:ALA:HB1	2.00	0.42
1:3:233:VAL:CG2	1:3:245:ILE:HG22	2.49	0.42
1:C:138:LEU:HD12	1:C:164:MET:CG	2.49	0.42
1:E:4:ASN:C	1:E:4:ASN:OD1	2.62	0.42
1:E:170:MET:HE1	1:E:249:ASN:O	2.19	0.42
1:I:153:ASN:HB2	1:p:234:LYS:HE2	2.01	0.42
1:O:162:LYS:HG2	1:O:304:HIS:CE1	2.54	0.42
1:O:311:PHE:CZ	1:O:315:PHE:HE1	2.38	0.42
1:Q:70:ASP:N	1:Q:70:ASP:OD1	2.50	0.42
1:S:190:GLU:HA	1:S:193:ASN:ND2	2.34	0.42
1:S:366:LYS:O	1:S:369:PRO:HD2	2.18	0.42
1:j:113:GLN:OE1	1:j:281:VAL:HG22	2.19	0.42
1:j:169:LYS:HE3	1:j:249:ASN:HB3	2.01	0.42
1:k:196:LYS:HE3	1:k:210:ASN:HB2	2.01	0.42
1:m:290:SER:O	1:m:294:ILE:HG12	2.18	0.42
1:o:122:GLU:OE2	1:o:122:GLU:HA	2.19	0.42
1:u:73:SER:HA	1:u:76:GLN:HG3	2.01	0.42
1:1:336:ILE:HG22	1:1:337:LYS:NZ	2.34	0.42
1:2:124:ASN:O	1:2:128:GLU:HG2	2.20	0.42
1:2:125:ARG:HG2	1:2:125:ARG:NH1	2.34	0.42
1:2:149:ILE:HG21	1:2:315:PHE:CZ	2.55	0.42

Continued on next page...

Continued from previous page...

Atom-1	Atom-2	Interatomic distance (Å)	Clash overlap (Å)
1:3:85:THR:HA	1:3:88:ILE:HD12	2.01	0.42
1:3:147:PHE:HE1	1:3:159:LEU:HD23	1.83	0.42
1:3:239:GLN:CD	1:3:239:GLN:H	2.27	0.42
1:A:193:ASN:HA	1:A:262:LEU:HD21	2.00	0.42
1:B:44:ASP:OD1	1:B:44:ASP:C	2.62	0.42
1:B:159:LEU:HD12	1:B:160:GLU:N	2.33	0.42
1:E:220:GLU:O	1:E:224:THR:HG22	2.19	0.42
1:F:15:GLN:HE22	1:l:343:LYS:HD2	1.84	0.42
1:G:171:MET:HB3	1:G:276:VAL:HG23	2.00	0.42
1:J:288:GLN:HE22	1:U:148:GLN:HE21	1.67	0.42
1:K:321:ASN:ND2	1:h:126:ILE:HG12	2.35	0.42
1:L:193:ASN:OD1	1:L:193:ASN:N	2.44	0.42
1:M:75:ALA:HB1	1:M:308:LEU:HD12	2.01	0.42
1:M:162:LYS:HE3	1:M:170:MET:HE3	2.01	0.42
1:M:333:LYS:C	1:M:333:LYS:HD2	2.45	0.42
1:N:64:ALA:HB1	1:N:149:ILE:O	2.18	0.42
1:N:203:TYR:CD2	1:N:205:GLN:NE2	2.84	0.42
1:O:93:ARG:HE	1:O:93:ARG:HB3	1.49	0.42
1:O:106:LYS:HB2	1:O:106:LYS:NZ	2.34	0.42
1:O:147:PHE:HE2	1:O:159:LEU:HD23	1.84	0.42
1:P:3:VAL:HG13	1:P:3:VAL:O	2.20	0.42
1:Q:218:ASP:OD1	1:Q:219:ILE:N	2.52	0.42
1:R:232:LEU:HD13	1:R:251:LYS:HZ1	1.83	0.42
1:U:97:LEU:HD23	1:U:291:VAL:HG21	2.01	0.42
1:i:159:LEU:HD13	1:i:311:PHE:CE2	2.55	0.42
1:k:222:LEU:HG	1:k:226:ILE:HD11	2.00	0.42
1:l:50:ILE:HG13	1:l:50:ILE:H	1.66	0.42
1:l:214:LYS:HG3	1:l:217:ASP:OD1	2.19	0.42
1:n:12:MET:H	1:n:12:MET:HG3	1.58	0.42
1:n:240:ASP:OD1	1:n:240:ASP:C	2.62	0.42
1:s:354:LEU:HA	1:s:354:LEU:HD23	1.76	0.42
1:w:346:THR:O	1:w:348:MET:N	2.52	0.42
1:x:124:ASN:O	1:x:128:GLU:HG2	2.20	0.42
1:z:111:ALA:O	1:z:115:GLU:OE1	2.36	0.42
1:1:319:ILE:HA	1:1:322:LEU:HG	2.02	0.42
1:1:357:ALA:O	1:1:361:ILE:HG13	2.19	0.42
1:A:115:GLU:OE2	1:V:313:ASN:ND2	2.51	0.42
1:A:366:LYS:O	1:A:369:PRO:HD2	2.19	0.42
1:B:67:ASN:OD1	1:i:101:ASN:ND2	2.52	0.42
1:B:162:LYS:HE2	1:B:304:HIS:CE1	2.54	0.42
1:C:106:LYS:O	1:C:110:VAL:HG23	2.19	0.42

Continued on next page...

Continued from previous page...

Atom-1	Atom-2	Interatomic distance (Å)	Clash overlap (Å)
1:C:266:LEU:HD23	1:C:266:LEU:HA	1.88	0.42
1:I:5:VAL:HG12	1:I:6:ASN:N	2.34	0.42
1:I:50:ILE:HD13	1:I:50:ILE:HA	1.88	0.42
1:K:136:LYS:HA	1:K:136:LYS:HD3	1.87	0.42
1:K:321:ASN:OD1	1:K:321:ASN:C	2.62	0.42
1:L:173:GLY:HA3	1:L:246:PHE:HE2	1.84	0.42
1:M:28:SER:HB3	1:M:348:MET:HB2	2.01	0.42
1:P:208:GLU:OE1	1:P:210:ASN:ND2	2.52	0.42
1:Q:89:LEU:HA	1:Q:92:MET:CE	2.49	0.42
1:R:69:ASN:O	1:R:72:ILE:HG22	2.19	0.42
1:T:142:HIS:CG	1:T:143:GLY:H	2.37	0.42
1:T:236:SER:OG	1:T:244:GLN:HB2	2.19	0.42
1:h:199:LEU:HB3	1:h:256:VAL:HG22	2.01	0.42
1:i:13:THR:HA	1:i:16:ARG:HG3	2.02	0.42
1:i:340:ASP:OD1	1:i:340:ASP:C	2.62	0.42
1:j:189:ALA:HB3	1:j:192:LYS:HB2	2.01	0.42
1:n:276:VAL:O	1:n:279:ILE:HG23	2.19	0.42
1:o:91:ARG:HH12	1:o:95:LEU:HD21	1.84	0.42
1:q:113:GLN:OE1	1:q:281:VAL:HG22	2.19	0.42
1:r:66:ARG:HB2	1:r:66:ARG:NH1	2.34	0.42
1:t:222:LEU:O	1:t:226:ILE:HG13	2.20	0.42
1:u:142:HIS:CG	1:u:161:LEU:HD12	2.54	0.42
1:x:31:ARG:HG2	1:x:37:LYS:HA	2.01	0.42
1:x:162:LYS:HD3	1:x:162:LYS:N	2.34	0.42
1:1:80:GLY:CA	1:z:324:ASN:HD21	2.33	0.42
1:A:335:ARG:NH1	1:B:73:SER:OG	2.51	0.42
1:B:147:PHE:O	1:B:156:ALA:HB1	2.20	0.42
1:C:192:LYS:HE3	1:C:192:LYS:HA	2.02	0.42
1:E:36:PHE:CD1	1:E:337:LYS:HG2	2.55	0.42
1:E:319:ILE:HG13	1:E:319:ILE:H	1.61	0.42
1:E:321:ASN:HB2	1:F:84:GLU:HG3	2.02	0.42
1:F:344:GLU:OE1	1:F:344:GLU:HA	2.19	0.42
1:I:106:LYS:O	1:I:110:VAL:HG23	2.19	0.42
1:I:208:GLU:O	1:I:209:ILE:HD13	2.19	0.42
1:I:245:ILE:N	1:I:245:ILE:HD12	2.34	0.42
1:K:88:ILE:HG21	1:K:123:LEU:HG	2.00	0.42
1:K:340:ASP:OD1	1:K:340:ASP:C	2.62	0.42
1:M:72:ILE:HG13	1:M:72:ILE:H	1.65	0.42
1:N:300:TYR:CZ	1:N:304:HIS:CE1	3.08	0.42
1:O:8:ASN:ND2	1:O:365:ALA:O	2.50	0.42
1:O:367:GLN:OE1	1:O:367:GLN:HA	2.19	0.42

Continued on next page...

Continued from previous page...

Atom-1	Atom-2	Interatomic distance (Å)	Clash overlap (Å)
1:T:162:LYS:HD2	1:T:163:ASP:N	2.25	0.42
1:U:105:SER:N	1:U:108:GLU:OE2	2.53	0.42
1:U:239:GLN:H	1:U:239:GLN:CD	2.26	0.42
1:V:38:ILE:CD1	1:V:43:ASP:HB2	2.49	0.42
1:V:245:ILE:HD12	1:V:245:ILE:HA	1.97	0.42
1:h:108:GLU:O	1:h:112:ILE:HG13	2.19	0.42
1:k:257:GLU:CD	1:k:257:GLU:N	2.77	0.42
1:l:179:GLU:OE1	1:l:242:LYS:NZ	2.49	0.42
1:l:238:ASP:OD2	1:l:238:ASP:C	2.62	0.42
1:m:72:ILE:HG13	1:m:72:ILE:H	1.62	0.42
1:m:272:LYS:C	1:m:273:LYS:HD3	2.45	0.42
1:p:15:GLN:HE22	1:z:343:LYS:HZ2	1.67	0.42
1:r:18:LEU:HD23	1:r:358:SER:HB2	2.01	0.42
1:t:173:GLY:HA2	1:t:249:ASN:OD1	2.18	0.42
1:t:218:ASP:OD1	1:t:219:ILE:HG22	2.20	0.42
1:v:143:GLY:HA3	1:v:145:LYS:NZ	2.34	0.42
1:x:28:SER:OG	1:x:29:MET:SD	2.77	0.42
1:3:342:ALA:HB3	1:s:15:GLN:NE2	2.34	0.42
1:A:30:GLU:OE1	1:A:30:GLU:C	2.62	0.42
1:A:299:LYS:HE2	1:A:299:LYS:HB2	1.73	0.42
1:C:97:LEU:HD23	1:C:97:LEU:HA	1.73	0.42
1:D:173:GLY:HA3	1:D:246:PHE:CZ	2.54	0.42
1:G:169:LYS:HB2	1:G:170:MET:HE2	2.00	0.42
1:J:120:ASN:OD1	1:J:120:ASN:C	2.62	0.42
1:L:333:LYS:HZ2	1:L:337:LYS:HD2	1.83	0.42
1:Q:104:ASN:O	1:Q:109:ARG:NH2	2.36	0.42
1:R:188:VAL:HG11	1:R:216:GLY:N	2.33	0.42
1:T:37:LYS:NZ	1:T:336:ILE:O	2.33	0.42
1:T:276:VAL:O	1:T:279:ILE:HG12	2.19	0.42
1:V:196:LYS:HG2	1:V:210:ASN:OD1	2.20	0.42
1:c:105:SER:OG	1:c:106:LYS:N	2.51	0.42
1:h:59:ARG:NH2	1:s:91:ARG:HD2	2.34	0.42
1:h:224:THR:HA	1:h:227:ASN:OD1	2.19	0.42
1:j:46:ALA:O	1:j:50:ILE:HG13	2.19	0.42
1:j:113:GLN:HA	1:j:116:VAL:CG1	2.50	0.42
1:m:160:GLU:HG2	1:m:162:LYS:NZ	2.34	0.42
1:m:196:LYS:HE2	1:m:210:ASN:HD21	1.84	0.42
1:m:333:LYS:HA	1:m:336:ILE:HD12	2.00	0.42
1:o:108:GLU:OE1	1:o:108:GLU:N	2.32	0.42
1:p:125:ARG:NH1	1:p:125:ARG:HG2	2.33	0.42
1:p:192:LYS:NZ	1:p:265:GLU:OE1	2.53	0.42

Continued on next page...

Continued from previous page...

Atom-1	Atom-2	Interatomic distance (Å)	Clash overlap (Å)
1:s:153:ASN:OD1	1:s:153:ASN:C	2.62	0.42
1:s:368:ALA:HB3	1:s:369:PRO:HD3	2.02	0.42
1:u:174:VAL:HG23	1:u:249:ASN:OD1	2.20	0.42
1:w:22:ASN:OD1	1:w:22:ASN:N	2.53	0.42
1:x:108:GLU:O	1:x:112:ILE:HG13	2.20	0.42
1:x:205:GLN:C	1:x:205:GLN:OE1	2.63	0.42
1:x:302:ASP:N	1:x:302:ASP:OD1	2.51	0.42
1:z:115:GLU:O	1:z:119:LEU:HG	2.19	0.42
1:1:324:ASN:HA	1:1:327:GLU:OE2	2.19	0.42
1:2:93:ARG:HE	1:2:291:VAL:CG1	2.32	0.42
1:2:170:MET:HE2	1:2:170:MET:N	2.35	0.42
1:A:89:LEU:HB3	1:A:298:LEU:HD21	2.02	0.42
1:A:308:LEU:HD23	1:A:308:LEU:HA	1.85	0.42
1:B:108:GLU:H	1:B:108:GLU:CD	2.27	0.42
1:C:267:GLY:C	1:C:268:LEU:HD23	2.45	0.42
1:C:273:LYS:HD3	1:C:273:LYS:N	2.35	0.42
1:D:88:ILE:HG23	1:D:119:LEU:CD1	2.46	0.42
1:G:361:ILE:HD12	1:G:361:ILE:HA	1.83	0.42
1:J:63:VAL:HG13	1:J:66:ARG:HH12	1.85	0.42
1:L:51:SER:HB2	1:L:333:LYS:NZ	2.34	0.42
1:L:72:ILE:HD12	1:L:72:ILE:HA	1.81	0.42
1:N:50:ILE:HG22	1:N:54:LEU:HD12	2.02	0.42
1:P:158:MET:HE2	1:P:158:MET:HB2	1.86	0.42
1:R:90:GLN:HB3	1:c:59:ARG:NH2	2.11	0.42
1:S:187:ASN:ND2	1:S:216:GLY:O	2.48	0.42
1:c:217:ASP:OD1	1:c:217:ASP:N	2.52	0.42
1:k:54:LEU:HD12	1:k:329:VAL:HG13	2.02	0.42
1:k:178:ALA:HA	1:k:268:LEU:HD23	2.02	0.42
1:k:208:GLU:O	1:k:209:ILE:HD13	2.19	0.42
1:k:276:VAL:O	1:k:279:ILE:HG23	2.19	0.42
1:n:136:LYS:HD3	1:n:136:LYS:HA	1.92	0.42
1:n:232:LEU:HA	1:n:251:LYS:NZ	2.34	0.42
1:p:95:LEU:HD12	1:p:116:VAL:HG22	2.02	0.42
1:s:123:LEU:HA	1:s:126:ILE:HD12	2.02	0.42
1:u:339:THR:OG1	1:u:340:ASP:N	2.51	0.42
1:w:320:SER:O	1:w:323:ASP:OD1	2.38	0.42
1:x:251:LYS:NZ	1:x:251:LYS:HB2	2.35	0.42
1:z:218:ASP:CG	1:z:219:ILE:N	2.77	0.42
1:z:271:GLY:O	1:z:273:LYS:NZ	2.45	0.42
1:D:94:ASP:OD1	1:D:94:ASP:N	2.53	0.42
1:D:292:ALA:HB2	1:O:153:ASN:HD21	1.85	0.42

Continued on next page...

Continued from previous page...

Atom-1	Atom-2	Interatomic distance (Å)	Clash overlap (Å)
1:E:53:ARG:NH1	1:E:53:ARG:HB2	2.35	0.42
1:G:205:GLN:HB3	1:G:207:GLN:HE22	1.85	0.42
1:H:49:GLN:NE2	1:o:302:ASP:HB3	2.33	0.42
1:I:239:GLN:HG2	1:I:240:ASP:OD1	2.20	0.42
1:J:223:ALA:O	1:J:226:ILE:HG22	2.20	0.42
1:K:91:ARG:O	1:K:95:LEU:HG	2.19	0.42
1:L:162:LYS:HB2	1:L:164:MET:HE1	2.02	0.42
1:N:104:ASN:OD1	1:N:105:SER:N	2.52	0.42
1:O:177:GLN:C	1:O:177:GLN:CD	2.88	0.42
1:O:195:LEU:HB2	1:O:262:LEU:HD12	2.00	0.42
1:R:131:SER:HB3	1:R:136:LYS:HE3	2.01	0.42
1:R:176:TYR:OH	1:R:255:GLU:OE1	2.27	0.42
1:R:226:ILE:HG13	1:R:226:ILE:H	1.75	0.42
1:S:222:LEU:O	1:S:226:ILE:HG13	2.20	0.42
1:U:93:ARG:HB2	1:U:294:ILE:HG21	2.02	0.42
1:U:167:ASP:HB3	1:U:277:ASP:OD2	2.20	0.42
1:U:301:VAL:HA	1:U:304:HIS:CD2	2.55	0.42
1:V:118:ALA:HA	1:V:121:ASP:OD1	2.20	0.42
1:V:279:ILE:HG21	1:V:293:ILE:HG21	2.01	0.42
1:i:240:ASP:OD2	1:i:242:LYS:HG3	2.20	0.42
1:i:321:ASN:HD21	1:u:126:ILE:HG23	1.84	0.42
1:j:159:LEU:HD23	1:j:160:GLU:N	2.35	0.42
1:l:72:ILE:O	1:l:76:GLN:HG3	2.20	0.42
1:p:171:MET:HE2	1:p:300:TYR:CD2	2.54	0.42
1:r:147:PHE:HE1	1:r:159:LEU:HD23	1.85	0.42
1:s:38:ILE:O	1:s:337:LYS:NZ	2.52	0.42
1:s:287:ALA:HA	1:s:290:SER:OG	2.20	0.42
1:s:300:TYR:CD1	1:s:300:TYR:C	2.96	0.42
1:u:105:SER:OG	1:u:106:LYS:N	2.52	0.42
1:u:158:MET:SD	1:u:158:MET:C	3.03	0.42
1:v:19:ASN:OD1	1:v:20:ASN:ND2	2.53	0.42
1:x:109:ARG:HB3	1:x:282:THR:HA	2.00	0.42
1:z:173:GLY:HA2	1:z:249:ASN:OD1	2.19	0.42
1:1:95:LEU:HG	1:1:95:LEU:H	1.69	0.42
1:1:210:ASN:O	1:1:211:ILE:HD13	2.20	0.42
1:1:294:ILE:O	1:1:298:LEU:HG	2.20	0.42
1:2:17:TYR:CD1	1:3:33:SER:HB3	2.54	0.42
1:2:78:ALA:O	1:2:82:MET:HG3	2.19	0.42
1:2:170:MET:HG3	1:2:300:TYR:OH	2.20	0.42
1:B:125:ARG:HD2	1:B:125:ARG:C	2.45	0.42
1:B:196:LYS:HB3	1:B:196:LYS:HE3	1.79	0.42

Continued on next page...

Continued from previous page...

Atom-1	Atom-2	Interatomic distance (Å)	Clash overlap (Å)
1:C:19:ASN:OD1	1:M:2:ALA:N	2.52	0.42
1:D:50:ILE:HD11	1:w:108:GLU:OE1	2.20	0.42
1:E:209:ILE:HG22	1:E:211:ILE:HD11	2.02	0.42
1:G:202:SER:HB3	1:G:251:LYS:C	2.45	0.42
1:H:142:HIS:NE2	1:H:145:LYS:HE2	2.35	0.42
1:J:9:VAL:O	1:J:12:MET:HG3	2.20	0.42
1:L:192:LYS:HD3	1:L:192:LYS:N	2.35	0.42
1:M:320:SER:O	1:M:324:ASN:ND2	2.49	0.42
1:P:50:ILE:N	1:P:50:ILE:HD13	2.35	0.42
1:P:314:ARG:HG3	1:Q:122:GLU:OE1	2.20	0.42
1:Q:161:LEU:HD23	1:Q:161:LEU:HA	1.86	0.42
1:Q:333:LYS:HA	1:Q:336:ILE:HD12	2.02	0.42
1:R:175:SER:O	1:R:271:GLY:HA2	2.20	0.42
1:i:12:MET:O	1:i:16:ARG:HG3	2.20	0.42
1:i:182:LYS:HD2	1:i:186:TRP:CD1	2.55	0.42
1:j:240:ASP:OD1	1:j:240:ASP:N	2.49	0.42
1:k:66:ARG:CZ	1:k:66:ARG:HB3	2.49	0.42
1:l:161:LEU:C	1:l:162:LYS:HD3	2.45	0.42
1:l:193:ASN:OD1	1:l:193:ASN:N	2.53	0.42
1:m:304:HIS:ND1	1:m:304:HIS:N	2.67	0.42
1:s:170:MET:HB2	1:s:300:TYR:CE2	2.54	0.42
1:s:236:SER:O	1:s:244:GLN:N	2.49	0.42
1:v:42:LYS:HE2	1:v:42:LYS:HB2	1.82	0.42
1:v:122:GLU:OE2	1:v:125:ARG:NH2	2.51	0.42
1:v:292:ALA:HA	1:v:295:ASP:OD2	2.20	0.42
1:x:231:ASP:OD2	1:x:231:ASP:N	2.53	0.42
1:z:7:THR:HG22	1:z:8:ASN:N	2.34	0.42
1:z:194:ASP:OD2	1:z:261:GLY:N	2.42	0.42
1:z:337:LYS:HZ2	1:z:337:LYS:HG2	1.71	0.42
1:1:199:LEU:HB3	1:1:256:VAL:HG22	2.01	0.42
1:2:81:ALA:O	1:2:84:GLU:HG3	2.19	0.42
1:2:321:ASN:ND2	1:3:126:ILE:HG23	2.35	0.42
1:3:108:GLU:O	1:3:112:ILE:HG12	2.20	0.42
1:D:210:ASN:O	1:D:211:ILE:HD13	2.20	0.42
1:F:262:LEU:O	1:F:266:LEU:HG	2.19	0.42
1:G:372:ALA:O	1:G:375:LEU:HG	2.20	0.42
1:H:192:LYS:HD2	1:H:192:LYS:HA	1.86	0.42
1:I:276:VAL:O	1:I:279:ILE:HG12	2.19	0.42
1:J:367:GLN:OE1	1:J:367:GLN:HA	2.20	0.42
1:K:142:HIS:CE1	1:K:161:LEU:HD13	2.55	0.42
1:L:319:ILE:HA	1:L:322:LEU:HD12	2.01	0.42

Continued on next page...

Continued from previous page...

Atom-1	Atom-2	Interatomic distance (Å)	Clash overlap (Å)
1:T:70:ASP:O	1:T:74:ILE:HG12	2.20	0.42
1:T:138:LEU:HD12	1:T:164:MET:CG	2.46	0.42
1:T:368:ALA:O	1:T:371:SER:OG	2.37	0.42
1:U:61:LEU:HD23	1:U:151:ALA:HB2	2.02	0.42
1:i:308:LEU:O	1:i:312:GLN:HG3	2.20	0.42
1:j:30:GLU:OE2	1:j:39:ASN:ND2	2.45	0.42
1:j:244:GLN:C	1:j:245:ILE:HD12	2.44	0.42
1:j:361:ILE:HG13	1:j:361:ILE:H	1.69	0.42
1:n:315:PHE:O	1:n:319:ILE:HG13	2.20	0.42
1:n:350:LYS:O	1:n:353:ILE:HG13	2.20	0.42
1:o:78:ALA:O	1:o:82:MET:HG3	2.20	0.42
1:s:124:ASN:O	1:s:128:GLU:HG2	2.20	0.42
1:v:125:ARG:NH1	1:v:129:THR:HG21	2.35	0.42
1:w:210:ASN:O	1:w:211:ILE:HD13	2.20	0.42
1:z:262:LEU:HA	1:z:265:GLU:HB3	2.02	0.42
1:1:113:GLN:OE1	1:1:281:VAL:HG22	2.19	0.41
1:1:123:LEU:HA	1:1:123:LEU:HD23	1.84	0.41
1:1:218:ASP:HB3	1:1:221:GLU:OE2	2.20	0.41
1:1:272:LYS:HD3	1:1:273:LYS:N	2.35	0.41
1:1:293:ILE:HG13	1:1:293:ILE:H	1.67	0.41
1:2:222:LEU:O	1:2:226:ILE:HG13	2.20	0.41
1:2:244:GLN:NE2	1:2:289:GLU:OE2	2.52	0.41
1:2:352:GLN:O	1:2:356:GLN:NE2	2.52	0.41
1:3:105:SER:O	1:3:109:ARG:HG3	2.20	0.41
1:A:300:TYR:CD2	1:A:300:TYR:C	2.97	0.41
1:B:314:ARG:HG3	1:j:122:GLU:HB2	2.00	0.41
1:C:84:GLU:OE1	1:C:84:GLU:HA	2.19	0.41
1:E:185:ASP:OD1	1:E:185:ASP:N	2.53	0.41
1:E:202:SER:HA	1:E:253:GLU:HB2	2.02	0.41
1:E:226:ILE:HD12	1:E:226:ILE:HA	1.84	0.41
1:E:239:GLN:H	1:E:239:GLN:CD	2.27	0.41
1:E:321:ASN:O	1:E:325:ILE:HG13	2.20	0.41
1:F:218:ASP:OD2	1:F:218:ASP:C	2.64	0.41
1:G:187:ASN:OD1	1:G:188:VAL:N	2.53	0.41
1:H:163:ASP:OD2	1:H:165:ARG:NH2	2.53	0.41
1:I:59:ARG:O	1:I:62:ASP:OD1	2.38	0.41
1:J:63:VAL:HG22	1:J:66:ARG:NH2	2.35	0.41
1:L:170:MET:HB2	1:L:300:TYR:CD2	2.55	0.41
1:L:270:GLU:OE1	1:L:271:GLY:N	2.52	0.41
1:N:199:LEU:HD21	1:N:232:LEU:HD22	2.02	0.41
1:O:168:ASN:OD1	1:O:169:LYS:HG2	2.20	0.41

Continued on next page...

Continued from previous page...

Atom-1	Atom-2	Interatomic distance (Å)	Clash overlap (Å)
1:Q:114:GLU:OE1	1:Q:114:GLU:HA	2.20	0.41
1:Q:272:LYS:HE3	1:Q:273:LYS:H	1.85	0.41
1:T:178:ALA:HB3	1:T:242:LYS:HB3	2.02	0.41
1:h:239:GLN:HE22	1:h:283:SER:HB2	1.85	0.41
1:k:322:LEU:HA	1:k:325:ILE:HD12	2.02	0.41
1:p:93:ARG:NH1	1:p:295:ASP:OD1	2.52	0.41
1:r:175:SER:O	1:r:271:GLY:HA2	2.20	0.41
1:t:236:SER:HB2	1:t:244:GLN:CG	2.49	0.41
1:v:9:VAL:O	1:v:12:MET:HE3	2.19	0.41
1:v:159:LEU:HD22	1:v:311:PHE:CZ	2.55	0.41
1:v:299:LYS:HD2	1:v:299:LYS:O	2.20	0.41
1:z:128:GLU:O	1:z:136:LYS:NZ	2.36	0.41
1:2:36:PHE:CD1	1:2:337:LYS:HE3	2.55	0.41
1:2:37:LYS:HG2	1:2:338:ASP:C	2.44	0.41
1:2:287:ALA:O	1:2:291:VAL:HG23	2.20	0.41
1:A:262:LEU:O	1:A:266:LEU:HG	2.19	0.41
1:B:84:GLU:O	1:B:88:ILE:HG13	2.20	0.41
1:B:199:LEU:HD21	1:B:232:LEU:HD23	2.01	0.41
1:E:59:ARG:HD2	1:l:94:ASP:OD2	2.21	0.41
1:E:106:LYS:O	1:E:110:VAL:HG23	2.20	0.41
1:E:184:LYS:HE2	1:E:184:LYS:HA	2.02	0.41
1:G:31:ARG:NH2	1:G:37:LYS:O	2.46	0.41
1:G:287:ALA:O	1:G:291:VAL:HG12	2.19	0.41
1:I:153:ASN:ND2	1:p:292:ALA:HB2	2.36	0.41
1:I:300:TYR:O	1:I:303:SER:OG	2.30	0.41
1:L:295:ASP:O	1:L:299:LYS:HD2	2.20	0.41
1:O:311:PHE:CZ	1:O:315:PHE:CE1	3.08	0.41
1:R:131:SER:HB3	1:R:136:LYS:CE	2.50	0.41
1:R:192:LYS:N	1:R:192:LYS:HD3	2.35	0.41
1:T:50:ILE:O	1:T:54:LEU:HG	2.19	0.41
1:T:210:ASN:O	1:T:211:ILE:HD13	2.20	0.41
1:T:226:ILE:HG13	1:T:226:ILE:H	1.71	0.41
1:i:279:ILE:HB	1:i:290:SER:OG	2.20	0.41
1:i:362:LEU:HD12	1:i:362:LEU:O	2.20	0.41
1:l:4:ASN:OD1	1:l:5:VAL:N	2.53	0.41
1:n:210:ASN:C	1:n:211:ILE:HD12	2.45	0.41
1:o:367:GLN:OE1	1:o:370:ASN:HB3	2.20	0.41
1:p:5:VAL:O	1:p:6:ASN:OD1	2.38	0.41
1:B:217:ASP:OD2	1:B:217:ASP:N	2.53	0.41
1:C:44:ASP:OD1	1:C:44:ASP:C	2.63	0.41
1:C:214:LYS:HE3	1:O:165:ARG:HH21	1.85	0.41

Continued on next page...

Continued from previous page...

Atom-1	Atom-2	Interatomic distance (Å)	Clash overlap (Å)
1:D:15:GLN:HE21	1:j:342:ALA:HB1	1.86	0.41
1:F:105:SER:H	1:F:108:GLU:CD	2.27	0.41
1:I:218:ASP:OD1	1:I:219:ILE:N	2.47	0.41
1:K:86:THR:O	1:K:90:GLN:HG3	2.20	0.41
1:L:126:ILE:HG13	1:L:126:ILE:H	1.72	0.41
1:L:313:ASN:OD1	1:L:317:HIS:HD2	2.04	0.41
1:N:333:LYS:NZ	1:N:337:LYS:HG3	2.35	0.41
1:N:375:LEU:HD12	1:N:375:LEU:HA	1.74	0.41
1:P:28:SER:C	1:P:29:MET:HE2	2.45	0.41
1:Q:176:TYR:CE1	1:Q:256:VAL:HB	2.55	0.41
1:R:240:ASP:OD1	1:R:240:ASP:N	2.53	0.41
1:S:291:VAL:HA	1:S:294:ILE:HG22	2.02	0.41
1:T:302:ASP:OD1	1:T:302:ASP:N	2.53	0.41
1:U:72:ILE:HG23	1:U:312:GLN:HG2	2.02	0.41
1:c:31:ARG:NH1	1:c:37:LYS:HB2	2.35	0.41
1:h:295:ASP:OD1	1:h:296:ALA:N	2.53	0.41
1:l:32:LEU:HD12	1:l:344:GLU:HB2	2.01	0.41
1:l:208:GLU:O	1:l:209:ILE:HD13	2.20	0.41
1:m:97:LEU:HD23	1:m:97:LEU:HA	1.84	0.41
1:m:108:GLU:H	1:m:108:GLU:CD	2.25	0.41
1:n:170:MET:HB3	1:n:300:TYR:CD2	2.55	0.41
1:n:179:GLU:C	1:n:242:LYS:HE2	2.45	0.41
1:o:62:ASP:OD1	1:o:62:ASP:N	2.52	0.41
1:o:84:GLU:HG3	1:o:88:ILE:HD11	2.02	0.41
1:p:25:GLN:HB3	1:p:351:SER:OG	2.19	0.41
1:p:169:LYS:HD2	1:p:169:LYS:C	2.45	0.41
1:t:138:LEU:HB3	1:t:164:MET:HG3	2.02	0.41
1:v:183:GLY:C	1:v:185:ASP:H	2.28	0.41
1:x:63:VAL:HG13	1:x:66:ARG:HH12	1.85	0.41
1:z:29:MET:HE2	1:z:29:MET:HB2	1.83	0.41
1:z:279:ILE:HD12	1:z:279:ILE:HA	1.77	0.41
1:2:327:GLU:OE1	1:q:16:ARG:NH2	2.49	0.41
1:3:334:SER:HA	1:3:338:ASP:OD2	2.20	0.41
1:A:29:MET:HG3	1:A:348:MET:HE1	2.02	0.41
1:B:192:LYS:O	1:B:262:LEU:HG	2.20	0.41
1:E:353:ILE:HD11	1:Q:370:ASN:ND2	2.36	0.41
1:G:262:LEU:O	1:G:266:LEU:HG	2.20	0.41
1:H:52:ASN:O	1:H:56:VAL:HG23	2.19	0.41
1:H:153:ASN:ND2	1:o:292:ALA:HB2	2.34	0.41
1:H:350:LYS:O	1:H:354:LEU:HD12	2.21	0.41
1:I:163:ASP:O	1:I:164:MET:HE2	2.21	0.41

Continued on next page...

Continued from previous page...

Atom-1	Atom-2	Interatomic distance (Å)	Clash overlap (Å)
1:J:98:GLN:HE21	1:J:98:GLN:C	2.24	0.41
1:N:287:ALA:O	1:N:291:VAL:HG23	2.20	0.41
1:O:171:MET:N	1:O:171:MET:SD	2.93	0.41
1:R:258:PHE:CD2	1:R:268:LEU:HD11	2.55	0.41
1:S:66:ARG:HH21	1:S:70:ASP:CG	2.29	0.41
1:T:255:GLU:OE2	1:T:255:GLU:HA	2.19	0.41
1:U:168:ASN:O	1:U:171:MET:HB2	2.20	0.41
1:i:257:GLU:CD	1:i:257:GLU:N	2.78	0.41
1:i:276:VAL:HA	1:i:279:ILE:HG23	2.01	0.41
1:k:38:ILE:HD11	1:k:336:ILE:HG22	2.02	0.41
1:k:44:ASP:OD1	1:k:44:ASP:C	2.63	0.41
1:l:185:ASP:OD1	1:l:185:ASP:N	2.54	0.41
1:l:332:SER:O	1:l:333:LYS:C	2.63	0.41
1:n:234:LYS:HB3	1:n:234:LYS:HE2	1.81	0.41
1:o:218:ASP:CG	1:o:219:ILE:H	2.29	0.41
1:p:155:GLU:H	1:p:155:GLU:HG3	1.74	0.41
1:p:302:ASP:OD1	1:p:302:ASP:N	2.50	0.41
1:p:367:GLN:OE1	1:p:367:GLN:HA	2.20	0.41
1:s:3:VAL:HG22	1:t:22:ASN:ND2	2.36	0.41
1:s:44:ASP:CG	1:s:47:GLY:H	2.29	0.41
1:s:314:ARG:HH21	1:t:122:GLU:N	2.17	0.41
1:z:243:LEU:HD23	1:z:244:GLN:N	2.34	0.41
1:2:82:MET:HE2	1:2:82:MET:HB3	1.83	0.41
1:2:84:GLU:CD	1:2:126:ILE:HD13	2.46	0.41
1:3:59:ARG:HA	1:3:62:ASP:OD1	2.20	0.41
1:B:303:SER:O	1:B:307:GLU:HG3	2.20	0.41
1:F:340:ASP:OD2	1:Q:2:ALA:HA	2.19	0.41
1:G:138:LEU:HD12	1:G:164:MET:CG	2.50	0.41
1:G:334:SER:HA	1:G:338:ASP:OD1	2.20	0.41
1:K:279:ILE:HG21	1:K:293:ILE:HG21	2.01	0.41
1:L:79:GLU:CD	1:L:305:ARG:HH21	2.29	0.41
1:L:196:LYS:NZ	1:L:208:GLU:OE1	2.53	0.41
1:L:328:ASN:OD1	1:M:76:GLN:HB3	2.20	0.41
1:L:375:LEU:HD11	1:M:362:LEU:HD22	2.03	0.41
1:M:214:LYS:HD3	1:M:214:LYS:C	2.45	0.41
1:O:53:ARG:NH1	1:O:53:ARG:HB2	2.35	0.41
1:O:311:PHE:CE1	1:O:315:PHE:HE1	2.39	0.41
1:P:26:GLN:O	1:P:30:GLU:HG2	2.21	0.41
1:P:37:LYS:NZ	1:P:336:ILE:O	2.54	0.41
1:P:126:ILE:O	1:P:130:THR:OG1	2.25	0.41
1:P:168:ASN:O	1:P:171:MET:HG2	2.19	0.41

Continued on next page...

Continued from previous page...

Atom-1	Atom-2	Interatomic distance (Å)	Clash overlap (Å)
1:S:125:ARG:HH11	1:S:125:ARG:HG2	1.85	0.41
1:U:253:GLU:C	1:U:253:GLU:CD	2.88	0.41
1:V:106:LYS:NZ	1:V:282:THR:HB	2.36	0.41
1:c:175:SER:HA	1:c:245:ILE:O	2.21	0.41
1:j:174:VAL:HG13	1:j:273:LYS:HE2	2.03	0.41
1:k:18:LEU:O	1:k:22:ASN:OD1	2.39	0.41
1:l:201:ASP:C	1:l:201:ASP:OD2	2.63	0.41
1:l:217:ASP:HB3	1:l:221:GLU:HG3	2.02	0.41
1:n:236:SER:HB2	1:n:244:GLN:HG3	2.02	0.41
1:n:361:ILE:HD11	1:z:29:MET:CG	2.50	0.41
1:p:289:GLU:O	1:p:293:ILE:HG22	2.20	0.41
1:p:323:ASP:OD1	1:p:323:ASP:C	2.62	0.41
1:r:179:GLU:OE2	1:r:269:GLY:HA3	2.21	0.41
1:r:240:ASP:HB2	1:r:242:LYS:HG3	2.02	0.41
1:s:132:PHE:CD1	1:s:132:PHE:C	2.98	0.41
1:t:299:LYS:HZ2	1:t:303:SER:HB2	1.85	0.41
1:x:311:PHE:CE2	1:x:315:PHE:CE1	3.08	0.41
1:1:42:LYS:HA	1:1:42:LYS:HD3	1.78	0.41
1:2:97:LEU:HD23	1:2:97:LEU:HA	1.72	0.41
1:A:78:ALA:O	1:A:82:MET:HG3	2.20	0.41
1:A:168:ASN:OD1	1:A:168:ASN:C	2.63	0.41
1:B:67:ASN:OD1	1:i:101:ASN:HB2	2.20	0.41
1:E:178:ALA:O	1:E:242:LYS:HB3	2.21	0.41
1:F:223:ALA:HA	1:F:226:ILE:HD12	2.02	0.41
1:G:155:GLU:OE1	1:o:129:THR:HG22	2.21	0.41
1:H:31:ARG:HG2	1:H:37:LYS:HA	2.02	0.41
1:H:250:ASN:OD1	1:H:250:ASN:C	2.63	0.41
1:I:91:ARG:CZ	1:I:95:LEU:HD21	2.51	0.41
1:J:44:ASP:OD1	1:J:44:ASP:C	2.64	0.41
1:L:82:MET:H	1:L:82:MET:HG3	1.72	0.41
1:M:50:ILE:HG22	1:M:54:LEU:HD11	2.03	0.41
1:N:214:LYS:NZ	1:N:217:ASP:OD1	2.42	0.41
1:O:189:ALA:HB1	1:O:192:LYS:CE	2.49	0.41
1:Q:22:ASN:N	1:Q:22:ASN:ND2	2.67	0.41
1:Q:88:ILE:O	1:Q:91:ARG:HB3	2.21	0.41
1:R:201:ASP:OD2	1:R:207:GLN:NE2	2.54	0.41
1:T:321:ASN:O	1:T:325:ILE:HG12	2.20	0.41
1:U:159:LEU:HB2	1:U:311:PHE:HE1	1.85	0.41
1:U:175:SER:O	1:U:271:GLY:HA2	2.21	0.41
1:h:20:ASN:O	1:h:23:SER:OG	2.36	0.41
1:i:281:VAL:O	1:i:281:VAL:HG22	2.21	0.41

Continued on next page...

Continued from previous page...

Atom-1	Atom-2	Interatomic distance (Å)	Clash overlap (Å)
1:j:108:GLU:OE2	1:j:108:GLU:N	2.45	0.41
1:j:164:MET:HE2	1:j:164:MET:HA	2.02	0.41
1:j:218:ASP:C	1:j:218:ASP:OD1	2.64	0.41
1:m:125:ARG:NH1	1:m:125:ARG:HG2	2.36	0.41
1:n:17:TYR:CE1	1:z:34:SER:HA	2.56	0.41
1:n:304:HIS:HA	1:n:307:GLU:OE2	2.19	0.41
1:p:137:LEU:C	1:p:138:LEU:HD23	2.45	0.41
1:p:210:ASN:C	1:p:210:ASN:OD1	2.63	0.41
1:s:231:ASP:OD2	1:s:231:ASP:N	2.53	0.41
1:s:246:PHE:CD2	1:s:246:PHE:C	2.99	0.41
1:t:109:ARG:HA	1:t:112:ILE:HD12	2.02	0.41
1:t:125:ARG:HG2	1:t:125:ARG:NH1	2.36	0.41
1:x:82:MET:HE2	1:x:82:MET:HB2	1.85	0.41
1:z:39:ASN:OD1	1:z:39:ASN:C	2.63	0.41
1:z:84:GLU:OE1	1:z:84:GLU:HA	2.20	0.41
1:z:293:ILE:HG13	1:z:293:ILE:H	1.62	0.41
1:1:116:VAL:HA	1:1:119:LEU:HD12	2.01	0.41
1:2:58:SER:HA	1:2:61:LEU:HD12	2.01	0.41
1:A:149:ILE:CG2	1:B:125:ARG:HH12	2.34	0.41
1:A:157:VAL:HG11	1:A:314:ARG:HH11	1.85	0.41
1:E:303:SER:O	1:E:307:GLU:OE2	2.38	0.41
1:F:57:GLN:O	1:F:61:LEU:HG	2.21	0.41
1:F:275:THR:OG1	1:F:276:VAL:N	2.53	0.41
1:H:199:LEU:HB3	1:H:256:VAL:HG13	2.03	0.41
1:I:68:ALA:O	1:I:72:ILE:HG13	2.21	0.41
1:I:210:ASN:C	1:I:210:ASN:OD1	2.63	0.41
1:K:347:ALA:HA	1:K:350:LYS:NZ	2.36	0.41
1:M:95:LEU:HD23	1:M:95:LEU:HA	1.82	0.41
1:O:29:MET:HE2	1:O:29:MET:HB3	1.97	0.41
1:Q:159:LEU:HD12	1:Q:160:GLU:H	1.85	0.41
1:Q:361:ILE:N	1:Q:361:ILE:HD13	2.35	0.41
1:S:294:ILE:HG21	1:S:294:ILE:HD13	1.83	0.41
1:S:318:ALA:O	1:S:322:LEU:HD23	2.21	0.41
1:T:239:GLN:H	1:T:239:GLN:CD	2.29	0.41
1:V:175:SER:O	1:V:271:GLY:HA2	2.21	0.41
1:V:184:LYS:HD2	1:V:184:LYS:C	2.45	0.41
1:j:319:ILE:HG13	1:j:319:ILE:H	1.69	0.41
1:l:367:GLN:O	1:l:370:ASN:HB3	2.21	0.41
1:n:61:LEU:HB3	1:n:322:LEU:HD12	2.03	0.41
1:t:109:ARG:HB3	1:t:282:THR:HA	2.02	0.41
1:t:239:GLN:CD	1:t:239:GLN:H	2.28	0.41

Continued on next page...

Continued from previous page...

Atom-1	Atom-2	Interatomic distance (Å)	Clash overlap (Å)
1:w:257:GLU:N	1:w:257:GLU:OE2	2.53	0.41
1:2:37:LYS:HG2	1:2:338:ASP:O	2.21	0.41
1:A:136:LYS:HA	1:A:136:LYS:HD3	1.67	0.41
1:A:166:SER:O	1:A:276:VAL:HG22	2.20	0.41
1:A:169:LYS:C	1:A:169:LYS:HD3	2.46	0.41
1:A:171:MET:O	1:A:293:ILE:HD11	2.20	0.41
1:A:195:LEU:O	1:A:196:LYS:HD3	2.21	0.41
1:B:88:ILE:O	1:B:92:MET:HG3	2.20	0.41
1:D:162:LYS:CG	1:D:304:HIS:HD2	2.34	0.41
1:F:112:ILE:O	1:F:116:VAL:HG23	2.21	0.41
1:G:82:MET:HE2	1:G:82:MET:HB2	1.91	0.41
1:G:91:ARG:HA	1:G:91:ARG:HD2	1.70	0.41
1:M:37:LYS:HG2	1:M:337:LYS:O	2.20	0.41
1:N:270:GLU:CD	1:N:271:GLY:N	2.79	0.41
1:N:336:ILE:HD12	1:N:336:ILE:H	1.85	0.41
1:R:218:ASP:OD2	1:R:219:ILE:N	2.53	0.41
1:R:286:GLY:HA2	1:R:289:GLU:OE2	2.21	0.41
1:c:248:GLY:O	1:c:252:VAL:N	2.47	0.41
1:c:299:LYS:HE3	1:c:299:LYS:CA	2.48	0.41
1:j:4:ASN:ND2	1:u:334:SER:HG	2.15	0.41
1:j:312:GLN:O	1:j:316:ASN:ND2	2.48	0.41
1:l:210:ASN:O	1:l:211:ILE:HD13	2.21	0.41
1:m:125:ARG:HH11	1:m:125:ARG:HG2	1.85	0.41
1:q:176:TYR:OH	1:q:255:GLU:HG2	2.20	0.41
1:r:173:GLY:HA3	1:r:246:PHE:CE2	2.56	0.41
1:s:9:VAL:O	1:s:12:MET:HG2	2.20	0.41
1:s:319:ILE:HD13	1:s:322:LEU:HD12	2.01	0.41
1:t:82:MET:HG3	1:t:82:MET:H	1.63	0.41
1:t:147:PHE:CD1	1:t:147:PHE:N	2.88	0.41
1:t:272:LYS:NZ	1:t:272:LYS:HB2	2.36	0.41
1:u:37:LYS:O	1:u:37:LYS:HG3	2.20	0.41
1:u:262:LEU:HD23	1:u:262:LEU:HA	1.92	0.41
1:v:221:GLU:H	1:v:221:GLU:HG3	1.72	0.41
1:v:353:ILE:HG13	1:v:353:ILE:H	1.76	0.41
1:w:26:GLN:HG3	1:w:30:GLU:OE2	2.20	0.41
1:w:59:ARG:O	1:w:63:VAL:HG23	2.21	0.41
1:w:196:LYS:HZ1	1:w:196:LYS:HB3	1.85	0.41
1:x:106:LYS:NZ	1:x:282:THR:O	2.54	0.41
1:1:109:ARG:O	1:1:112:ILE:HG22	2.21	0.41
1:1:363:ALA:O	1:1:367:GLN:NE2	2.52	0.41
1:2:195:LEU:HB2	1:2:262:LEU:HB2	2.02	0.41

Continued on next page...

Continued from previous page...

Atom-1	Atom-2	Interatomic distance (Å)	Clash overlap (Å)
1:2:300:TYR:CE2	1:2:304:HIS:NE2	2.88	0.41
1:2:356:GLN:N	1:2:356:GLN:CD	2.79	0.41
1:3:37:LYS:HD3	1:3:339:THR:HA	2.03	0.41
1:3:234:LYS:HA	1:3:234:LYS:HE3	2.03	0.41
1:3:340:ASP:HB3	1:3:343:LYS:NZ	2.36	0.41
1:A:104:ASN:O	1:A:109:ARG:NH2	2.45	0.41
1:B:177:GLN:HG2	1:B:178:ALA:O	2.21	0.41
1:C:334:SER:HB2	1:N:7:THR:HG21	2.03	0.41
1:C:340:ASP:OD2	1:C:340:ASP:C	2.63	0.41
1:D:51:SER:HA	1:D:54:LEU:HD12	2.03	0.41
1:D:170:MET:HE3	1:D:250:ASN:CB	2.51	0.41
1:D:192:LYS:O	1:D:262:LEU:HG	2.21	0.41
1:E:122:GLU:OE2	1:E:125:ARG:NE	2.54	0.41
1:F:84:GLU:HA	1:F:87:ASN:OD1	2.21	0.41
1:F:85:THR:O	1:F:89:LEU:HD22	2.21	0.41
1:F:261:GLY:C	1:F:264:GLY:H	2.28	0.41
1:G:169:LYS:HB2	1:G:170:MET:CE	2.50	0.41
1:G:297:ALA:O	1:G:301:VAL:HG23	2.21	0.41
1:I:338:ASP:OD2	1:T:4:ASN:HB3	2.21	0.41
1:K:218:ASP:O	1:K:222:LEU:N	2.45	0.41
1:L:173:GLY:HA3	1:L:246:PHE:CE2	2.56	0.41
1:M:165:ARG:HH11	1:M:165:ARG:HG2	1.86	0.41
1:M:260:GLY:O	1:M:263:SER:HB3	2.21	0.41
1:N:143:GLY:O	1:N:145:LYS:HG2	2.21	0.41
1:N:273:LYS:HD3	1:N:274:VAL:N	2.36	0.41
1:N:318:ALA:HA	1:O:125:ARG:HH22	1.86	0.41
1:O:193:ASN:OD1	1:O:193:ASN:N	2.49	0.41
1:P:159:LEU:HD12	1:P:160:GLU:H	1.84	0.41
1:Q:293:ILE:HD12	1:Q:293:ILE:HA	1.94	0.41
1:R:236:SER:OG	1:c:153:ASN:ND2	2.54	0.41
1:R:366:LYS:O	1:R:369:PRO:HD2	2.21	0.41
1:S:290:SER:O	1:S:293:ILE:HG22	2.21	0.41
1:T:30:GLU:OE1	1:T:39:ASN:ND2	2.49	0.41
1:T:141:THR:O	1:T:141:THR:OG1	2.35	0.41
1:T:298:LEU:O	1:T:301:VAL:HG22	2.21	0.41
1:U:288:GLN:O	1:U:288:GLN:NE2	2.39	0.41
1:U:343:LYS:HB2	1:U:344:GLU:OE2	2.20	0.41
1:V:257:GLU:C	1:V:257:GLU:OE2	2.64	0.41
1:V:272:LYS:HD3	1:V:272:LYS:N	2.36	0.41
1:c:115:GLU:O	1:c:119:LEU:HG	2.21	0.41
1:c:139:ASN:C	1:c:141:THR:N	2.77	0.41

Continued on next page...

Continued from previous page...

Atom-1	Atom-2	Interatomic distance (Å)	Clash overlap (Å)
1:c:183:GLY:C	1:c:185:ASP:H	2.29	0.41
1:h:227:ASN:ND2	1:h:235:ALA:H	2.19	0.41
1:j:9:VAL:HA	1:j:12:MET:CE	2.51	0.41
1:k:196:LYS:O	1:k:197:ILE:HD13	2.20	0.41
1:l:314:ARG:NE	1:m:122:GLU:OE2	2.43	0.41
1:m:92:MET:HE2	1:m:92:MET:HB3	1.77	0.41
1:n:297:ALA:O	1:n:301:VAL:HG12	2.21	0.41
1:n:361:ILE:HA	1:n:361:ILE:HD12	1.83	0.41
1:p:92:MET:HE2	1:p:92:MET:HB3	1.93	0.41
1:r:91:ARG:HH11	1:r:91:ARG:HG3	1.84	0.41
1:r:170:MET:HE3	1:r:300:TYR:HB2	2.02	0.41
1:s:307:GLU:OE2	1:s:308:LEU:HD23	2.21	0.41
1:u:257:GLU:N	1:u:257:GLU:CD	2.79	0.41
1:u:335:ARG:NH2	1:v:73:SER:OG	2.54	0.41
1:v:287:ALA:O	1:v:291:VAL:HG23	2.21	0.41
1:v:299:LYS:O	1:v:299:LYS:NZ	2.50	0.41
1:v:311:PHE:O	1:v:315:PHE:HD1	2.04	0.41
1:w:19:ASN:HA	1:w:22:ASN:OD1	2.21	0.41
1:w:142:HIS:ND1	1:w:161:LEU:HB2	2.36	0.41
1:w:157:VAL:HG12	1:w:158:MET:H	1.86	0.41
1:x:345:THR:O	1:x:348:MET:HE3	2.21	0.41
1:3:128:GLU:OE2	1:3:165:ARG:NH1	2.54	0.41
1:B:349:THR:O	1:B:353:ILE:HD12	2.21	0.41
1:E:59:ARG:HH12	1:l:90:GLN:HB3	1.86	0.41
1:E:193:ASN:OD1	1:E:193:ASN:N	2.54	0.41
1:E:201:ASP:OD2	1:E:203:TYR:HB2	2.21	0.41
1:E:245:ILE:HD12	1:E:245:ILE:HA	1.87	0.41
1:H:159:LEU:HD13	1:H:311:PHE:CD1	2.56	0.41
1:H:231:ASP:OD1	1:H:231:ASP:C	2.64	0.41
1:H:338:ASP:OD2	1:H:338:ASP:C	2.64	0.41
1:I:86:THR:O	1:I:90:GLN:HG3	2.21	0.41
1:I:113:GLN:OE1	1:I:281:VAL:HG22	2.21	0.41
1:M:120:ASN:OD1	1:M:120:ASN:C	2.64	0.41
1:N:34:SER:OG	1:N:39:ASN:ND2	2.52	0.41
1:O:363:ALA:O	1:O:367:GLN:HG2	2.20	0.41
1:Q:123:LEU:HA	1:Q:126:ILE:HD12	2.02	0.41
1:Q:225:TYR:O	1:Q:229:GLN:NE2	2.47	0.41
1:R:12:MET:O	1:R:16:ARG:HG3	2.21	0.41
1:R:188:VAL:HG22	1:R:189:ALA:H	1.84	0.41
1:R:375:LEU:HD23	1:R:375:LEU:HA	1.84	0.41
1:T:272:LYS:NZ	1:T:272:LYS:HB3	2.35	0.41

Continued on next page...

Continued from previous page...

Atom-1	Atom-2	Interatomic distance (Å)	Clash overlap (Å)
1:U:91:ARG:HD3	1:U:91:ARG:C	2.46	0.41
1:c:178:ALA:HB1	1:c:266:LEU:O	2.21	0.41
1:i:37:LYS:NZ	1:i:338:ASP:O	2.47	0.41
1:i:196:LYS:HE2	1:i:196:LYS:HB2	1.86	0.41
1:j:146:SER:HA	1:j:158:MET:HA	2.02	0.41
1:j:245:ILE:HD12	1:j:245:ILE:N	2.36	0.41
1:j:250:ASN:OD1	1:j:250:ASN:C	2.63	0.41
1:l:4:ASN:OD1	1:l:4:ASN:C	2.64	0.41
1:o:232:LEU:CA	1:o:251:LYS:HZ1	2.29	0.41
1:s:171:MET:HB3	1:s:276:VAL:HG13	2.02	0.41
1:v:37:LYS:N	1:v:339:THR:HB	2.36	0.41
1:v:72:ILE:HD12	1:v:72:ILE:HA	1.87	0.41
1:w:39:ASN:OD1	1:w:39:ASN:C	2.64	0.41
1:w:125:ARG:HD2	1:w:129:THR:CG2	2.51	0.41
1:w:191:GLY:O	1:w:192:LYS:HD2	2.21	0.41
1:w:293:ILE:HG13	1:w:293:ILE:H	1.59	0.41
1:w:302:ASP:N	1:w:302:ASP:OD1	2.53	0.41
1:z:279:ILE:HD11	1:z:290:SER:HA	2.02	0.41
1:A:330:ASN:HD22	1:L:12:MET:HE1	1.86	0.40
1:B:184:LYS:CE	1:M:144:ALA:HB2	2.50	0.40
1:C:345:THR:OG1	1:O:366:LYS:HE3	2.20	0.40
1:D:79:GLU:CD	1:D:305:ARG:HH21	2.28	0.40
1:D:183:GLY:C	1:D:185:ASP:H	2.28	0.40
1:E:335:ARG:HB2	1:E:335:ARG:NH1	2.36	0.40
1:F:70:ASP:O	1:F:74:ILE:HG13	2.21	0.40
1:F:225:TYR:O	1:F:229:GLN:HG2	2.21	0.40
1:G:108:GLU:OE2	1:G:108:GLU:N	2.44	0.40
1:H:142:HIS:CG	1:H:143:GLY:N	2.88	0.40
1:L:201:ASP:CG	1:L:207:GLN:HE21	2.29	0.40
1:N:11:ALA:O	1:N:15:GLN:HG3	2.21	0.40
1:N:111:ALA:O	1:N:115:GLU:OE2	2.38	0.40
1:Q:88:ILE:HG22	1:Q:92:MET:CE	2.51	0.40
1:S:155:GLU:OE1	1:T:129:THR:HG22	2.21	0.40
1:S:195:LEU:HG	1:S:197:ILE:HD11	2.02	0.40
1:c:26:GLN:OE1	1:c:26:GLN:HA	2.21	0.40
1:j:31:ARG:HG2	1:j:31:ARG:H	1.68	0.40
1:j:343:LYS:H	1:j:343:LYS:HG3	1.71	0.40
1:k:84:GLU:HA	1:k:87:ASN:ND2	2.36	0.40
1:m:149:ILE:O	1:m:149:ILE:HG13	2.21	0.40
1:m:170:MET:HE2	1:m:300:TYR:CE1	2.55	0.40
1:o:58:SER:HA	1:o:61:LEU:HD12	2.03	0.40

Continued on next page...

Continued from previous page...

Atom-1	Atom-2	Interatomic distance (Å)	Clash overlap (Å)
1:o:199:LEU:CB	1:o:256:VAL:HG22	2.49	0.40
1:p:101:ASN:OD1	1:p:103:SER:N	2.50	0.40
1:s:321:ASN:OD1	1:s:325:ILE:HD11	2.20	0.40
1:t:92:MET:HE3	1:t:92:MET:HB2	1.96	0.40
1:t:335:ARG:HG3	1:t:336:ILE:HD13	2.03	0.40
1:w:328:ASN:HD22	1:x:76:GLN:HG3	1.85	0.40
1:z:91:ARG:O	1:z:91:ARG:HD3	2.20	0.40
1:1:219:ILE:CD1	1:1:243:LEU:HD12	2.51	0.40
1:3:34:SER:HB2	1:3:36:PHE:HD2	1.86	0.40
1:C:300:TYR:CE2	1:C:304:HIS:NE2	2.85	0.40
1:E:173:GLY:HA2	1:E:249:ASN:OD1	2.21	0.40
1:E:290:SER:O	1:E:294:ILE:HG13	2.21	0.40
1:I:125:ARG:HG2	1:I:125:ARG:HH11	1.86	0.40
1:K:186:TRP:HZ3	1:K:219:ILE:HD11	1.85	0.40
1:L:31:ARG:HD3	1:L:344:GLU:OE2	2.22	0.40
1:N:300:TYR:CE1	1:N:304:HIS:HE1	2.39	0.40
1:O:289:GLU:C	1:O:289:GLU:OE2	2.64	0.40
1:P:70:ASP:O	1:P:74:ILE:HD12	2.21	0.40
1:P:239:GLN:H	1:P:239:GLN:CD	2.29	0.40
1:P:312:GLN:HG3	1:P:313:ASN:N	2.35	0.40
1:P:366:LYS:HB3	1:P:366:LYS:HE2	1.91	0.40
1:R:53:ARG:O	1:R:56:VAL:HG22	2.20	0.40
1:R:205:GLN:C	1:R:207:GLN:HE22	2.29	0.40
1:V:82:MET:CE	1:V:164:MET:HE3	2.51	0.40
1:c:132:PHE:CD1	1:c:132:PHE:C	2.99	0.40
1:c:211:ILE:CD1	1:c:226:ILE:HD12	2.50	0.40
1:h:249:ASN:HA	1:h:252:VAL:O	2.21	0.40
1:k:2:ALA:HB1	1:v:340:ASP:HB3	2.03	0.40
1:l:316:ASN:O	1:l:319:ILE:HG22	2.21	0.40
1:n:17:TYR:HE1	1:z:34:SER:HA	1.85	0.40
1:p:52:ASN:O	1:p:56:VAL:HG22	2.21	0.40
1:s:158:MET:SD	1:s:159:LEU:N	2.94	0.40
1:s:239:GLN:OE1	1:s:284:VAL:HB	2.22	0.40
1:t:63:VAL:O	1:t:67:ASN:OD1	2.40	0.40
1:t:89:LEU:HA	1:t:92:MET:HE3	2.04	0.40
1:x:49:GLN:HA	1:x:52:ASN:ND2	2.36	0.40
1:x:368:ALA:HB3	1:x:369:PRO:HD3	2.03	0.40
1:1:61:LEU:HG	1:1:61:LEU:H	1.77	0.40
1:1:67:ASN:HA	1:1:70:ASP:OD1	2.21	0.40
1:C:170:MET:HB3	1:C:300:TYR:CE1	2.56	0.40
1:F:307:GLU:OE2	1:F:307:GLU:N	2.52	0.40

Continued on next page...

Continued from previous page...

Atom-1	Atom-2	Interatomic distance (Å)	Clash overlap (Å)
1:G:225:TYR:O	1:G:229:GLN:HG2	2.21	0.40
1:I:232:LEU:HA	1:I:251:LYS:NZ	2.37	0.40
1:I:331:ALA:O	1:I:335:ARG:HG3	2.21	0.40
1:J:50:ILE:O	1:J:54:LEU:HG	2.22	0.40
1:J:58:SER:HA	1:J:61:LEU:HG	2.04	0.40
1:L:89:LEU:O	1:L:294:ILE:HD11	2.20	0.40
1:M:250:ASN:ND2	1:M:299:LYS:HD2	2.36	0.40
1:N:50:ILE:HD13	1:N:50:ILE:N	2.37	0.40
1:Q:226:ILE:HA	1:Q:226:ILE:HD12	1.81	0.40
1:R:224:THR:HA	1:R:227:ASN:ND2	2.37	0.40
1:S:196:LYS:HD3	1:S:210:ASN:HA	2.02	0.40
1:c:162:LYS:HE3	1:c:304:HIS:ND1	2.36	0.40
1:h:295:ASP:O	1:h:299:LYS:HG2	2.22	0.40
1:h:311:PHE:C	1:h:311:PHE:CD1	2.99	0.40
1:l:149:ILE:HG21	1:l:315:PHE:CE2	2.56	0.40
1:l:311:PHE:HE1	1:l:315:PHE:HE1	1.69	0.40
1:m:57:GLN:O	1:m:61:LEU:HG	2.22	0.40
1:o:190:GLU:CD	1:o:191:GLY:N	2.79	0.40
1:r:31:ARG:NH2	1:r:37:LYS:O	2.54	0.40
1:r:243:LEU:HD23	1:r:244:GLN:N	2.36	0.40
1:r:245:ILE:HD12	1:r:245:ILE:HA	1.87	0.40
1:s:29:MET:O	1:s:33:SER:OG	2.34	0.40
1:s:49:GLN:OE1	1:s:53:ARG:HD2	2.21	0.40
1:t:194:ASP:CG	1:t:261:GLY:H	2.30	0.40
1:t:320:SER:O	1:t:323:ASP:OD1	2.40	0.40
1:w:239:GLN:H	1:w:239:GLN:CD	2.30	0.40
1:x:63:VAL:HA	1:x:66:ARG:NH1	2.35	0.40
1:1:126:ILE:HA	1:1:129:THR:HG22	2.03	0.40
1:A:270:GLU:OE1	1:A:271:GLY:N	2.52	0.40
1:A:279:ILE:HG21	1:A:290:SER:HB3	2.04	0.40
1:D:161:LEU:HA	1:D:162:LYS:HZ2	1.87	0.40
1:E:50:ILE:HG13	1:E:50:ILE:H	1.69	0.40
1:G:84:GLU:OE2	1:G:84:GLU:HA	2.22	0.40
1:G:299:LYS:HE3	1:G:299:LYS:HB2	1.85	0.40
1:I:37:LYS:HG2	1:I:337:LYS:O	2.22	0.40
1:K:16:ARG:HA	1:K:19:ASN:ND2	2.36	0.40
1:L:370:ASN:OD1	1:L:370:ASN:C	2.65	0.40
1:N:366:LYS:HB3	1:N:366:LYS:HE2	1.83	0.40
1:Q:83:ASN:HA	1:Q:305:ARG:NH1	2.37	0.40
1:R:27:THR:O	1:R:31:ARG:HG3	2.22	0.40
1:R:92:MET:HE3	1:R:116:VAL:HG13	2.03	0.40

Continued on next page...

Continued from previous page...

Atom-1	Atom-2	Interatomic distance (Å)	Clash overlap (Å)
1:R:257:GLU:OE2	1:R:258:PHE:N	2.54	0.40
1:c:240:ASP:O	1:c:240:ASP:OD2	2.40	0.40
1:j:219:ILE:HG13	1:j:237:VAL:HG21	2.02	0.40
1:j:353:ILE:N	1:j:353:ILE:HD13	2.36	0.40
1:o:366:LYS:O	1:o:369:PRO:HD2	2.20	0.40
1:q:353:ILE:HD13	1:q:353:ILE:N	2.37	0.40
1:u:177:GLN:HE22	1:u:272:LYS:HE2	1.86	0.40
1:u:272:LYS:HE2	1:u:272:LYS:HB2	1.93	0.40
1:x:356:GLN:N	1:x:356:GLN:CD	2.80	0.40
1:l:29:MET:O	1:l:33:SER:OG	2.36	0.40
1:2:139:ASN:OD1	1:2:141:THR:HG23	2.22	0.40
1:B:239:GLN:H	1:B:239:GLN:CD	2.29	0.40
1:C:27:THR:HG22	1:C:31:ARG:HH21	1.86	0.40
1:G:196:LYS:HG3	1:G:259:SER:OG	2.22	0.40
1:H:239:GLN:CD	1:H:239:GLN:H	2.30	0.40
1:J:15:GLN:O	1:J:19:ASN:ND2	2.38	0.40
1:K:88:ILE:HG23	1:K:119:LEU:CD2	2.42	0.40
1:L:191:GLY:C	1:L:192:LYS:HD3	2.46	0.40
1:L:240:ASP:OD1	1:L:240:ASP:N	2.54	0.40
1:S:112:ILE:O	1:S:116:VAL:HG23	2.22	0.40
1:T:8:ASN:O	1:T:12:MET:HE2	2.22	0.40
1:U:109:ARG:NH2	1:U:283:SER:HA	2.36	0.40
1:c:93:ARG:HB2	1:c:294:ILE:HG21	2.03	0.40
1:h:67:ASN:HA	1:h:70:ASP:OD1	2.21	0.40
1:h:319:ILE:O	1:h:323:ASP:OD1	2.39	0.40
1:k:99:SER:HB3	1:k:112:ILE:HD13	2.04	0.40
1:k:125:ARG:O	1:k:129:THR:OG1	2.21	0.40
1:m:84:GLU:HA	1:m:87:ASN:HD22	1.80	0.40
1:m:233:VAL:O	1:m:234:LYS:HD2	2.21	0.40
1:o:319:ILE:H	1:o:319:ILE:HG13	1.77	0.40
1:p:89:LEU:HD21	1:p:123:LEU:HD11	2.03	0.40
1:q:142:HIS:CD2	1:q:161:LEU:HD12	2.57	0.40
1:q:219:ILE:H	1:q:219:ILE:HG12	1.71	0.40
1:q:300:TYR:CG	1:q:304:HIS:HE1	2.39	0.40
1:w:131:SER:HB3	1:w:136:LYS:HD3	2.03	0.40
1:z:299:LYS:HD2	1:z:299:LYS:O	2.22	0.40

There are no symmetry-related clashes.

5.3 Torsion angles ⓘ

5.3.1 Protein backbone ⓘ

In the following table, the Percentiles column shows the percent Ramachandran outliers of the chain as a percentile score with respect to all PDB entries followed by that with respect to all EM entries.

The Analysed column shows the number of residues for which the backbone conformation was analysed, and the total number of residues.

Mol	Chain	Analysed	Favoured	Allowed	Outliers	Percentiles	
1	1	374/377 (99%)	364 (97%)	10 (3%)	0	100	100
1	2	374/377 (99%)	364 (97%)	10 (3%)	0	100	100
1	3	374/377 (99%)	363 (97%)	11 (3%)	0	100	100
1	A	374/377 (99%)	368 (98%)	6 (2%)	0	100	100
1	B	374/377 (99%)	366 (98%)	8 (2%)	0	100	100
1	C	374/377 (99%)	366 (98%)	8 (2%)	0	100	100
1	D	374/377 (99%)	368 (98%)	6 (2%)	0	100	100
1	E	374/377 (99%)	364 (97%)	10 (3%)	0	100	100
1	F	374/377 (99%)	371 (99%)	3 (1%)	0	100	100
1	G	374/377 (99%)	367 (98%)	7 (2%)	0	100	100
1	H	374/377 (99%)	362 (97%)	12 (3%)	0	100	100
1	I	374/377 (99%)	360 (96%)	14 (4%)	0	100	100
1	J	374/377 (99%)	371 (99%)	3 (1%)	0	100	100
1	K	374/377 (99%)	364 (97%)	10 (3%)	0	100	100
1	L	374/377 (99%)	372 (100%)	2 (0%)	0	100	100
1	M	374/377 (99%)	366 (98%)	8 (2%)	0	100	100
1	N	374/377 (99%)	367 (98%)	7 (2%)	0	100	100
1	O	374/377 (99%)	366 (98%)	8 (2%)	0	100	100
1	P	374/377 (99%)	357 (96%)	17 (4%)	0	100	100
1	Q	374/377 (99%)	370 (99%)	4 (1%)	0	100	100
1	R	374/377 (99%)	363 (97%)	11 (3%)	0	100	100
1	S	374/377 (99%)	368 (98%)	6 (2%)	0	100	100
1	T	374/377 (99%)	366 (98%)	8 (2%)	0	100	100
1	U	374/377 (99%)	367 (98%)	7 (2%)	0	100	100
1	V	374/377 (99%)	366 (98%)	8 (2%)	0	100	100

Continued on next page...

Continued from previous page...

Mol	Chain	Analysed	Favoured	Allowed	Outliers	Percentiles	
1	c	374/377 (99%)	364 (97%)	10 (3%)	0	100	100
1	h	374/377 (99%)	366 (98%)	8 (2%)	0	100	100
1	i	374/377 (99%)	363 (97%)	11 (3%)	0	100	100
1	j	374/377 (99%)	366 (98%)	8 (2%)	0	100	100
1	k	374/377 (99%)	367 (98%)	7 (2%)	0	100	100
1	l	374/377 (99%)	366 (98%)	8 (2%)	0	100	100
1	m	374/377 (99%)	371 (99%)	3 (1%)	0	100	100
1	n	374/377 (99%)	368 (98%)	6 (2%)	0	100	100
1	o	374/377 (99%)	365 (98%)	9 (2%)	0	100	100
1	p	374/377 (99%)	364 (97%)	10 (3%)	0	100	100
1	q	374/377 (99%)	366 (98%)	8 (2%)	0	100	100
1	r	374/377 (99%)	362 (97%)	12 (3%)	0	100	100
1	s	374/377 (99%)	366 (98%)	8 (2%)	0	100	100
1	t	374/377 (99%)	365 (98%)	9 (2%)	0	100	100
1	u	374/377 (99%)	369 (99%)	5 (1%)	0	100	100
1	v	374/377 (99%)	364 (97%)	10 (3%)	0	100	100
1	w	374/377 (99%)	364 (97%)	10 (3%)	0	100	100
1	x	374/377 (99%)	368 (98%)	6 (2%)	0	100	100
1	z	374/377 (99%)	365 (98%)	9 (2%)	0	100	100
All	All	16456/16588 (99%)	16095 (98%)	361 (2%)	0	100	100

There are no Ramachandran outliers to report.

5.3.2 Protein sidechains ⓘ

In the following table, the Percentiles column shows the percent sidechain outliers of the chain as a percentile score with respect to all PDB entries followed by that with respect to all EM entries.

The Analysed column shows the number of residues for which the sidechain conformation was analysed, and the total number of residues.

Mol	Chain	Analysed	Rotameric	Outliers	Percentiles	
1	1	300/301 (100%)	296 (99%)	4 (1%)	61	72
1	2	300/301 (100%)	299 (100%)	1 (0%)	86	83

Continued on next page...

Continued from previous page...

Mol	Chain	Analysed	Rotameric	Outliers	Percentiles	
1	3	300/301 (100%)	293 (98%)	7 (2%)	44	64
1	A	300/301 (100%)	298 (99%)	2 (1%)	76	78
1	B	300/301 (100%)	300 (100%)	0	100	100
1	C	300/301 (100%)	294 (98%)	6 (2%)	48	66
1	D	300/301 (100%)	296 (99%)	4 (1%)	61	72
1	E	300/301 (100%)	296 (99%)	4 (1%)	61	72
1	F	300/301 (100%)	289 (96%)	11 (4%)	30	56
1	G	300/301 (100%)	299 (100%)	1 (0%)	86	83
1	H	300/301 (100%)	295 (98%)	5 (2%)	53	69
1	I	300/301 (100%)	297 (99%)	3 (1%)	68	75
1	J	300/301 (100%)	294 (98%)	6 (2%)	48	66
1	K	300/301 (100%)	294 (98%)	6 (2%)	48	66
1	L	300/301 (100%)	296 (99%)	4 (1%)	61	72
1	M	300/301 (100%)	297 (99%)	3 (1%)	68	75
1	N	300/301 (100%)	295 (98%)	5 (2%)	53	69
1	O	300/301 (100%)	299 (100%)	1 (0%)	86	83
1	P	300/301 (100%)	296 (99%)	4 (1%)	61	72
1	Q	300/301 (100%)	294 (98%)	6 (2%)	48	66
1	R	300/301 (100%)	295 (98%)	5 (2%)	53	69
1	S	300/301 (100%)	298 (99%)	2 (1%)	76	78
1	T	300/301 (100%)	296 (99%)	4 (1%)	61	72
1	U	300/301 (100%)	297 (99%)	3 (1%)	68	75
1	V	300/301 (100%)	294 (98%)	6 (2%)	48	66
1	c	300/301 (100%)	297 (99%)	3 (1%)	68	75
1	h	300/301 (100%)	295 (98%)	5 (2%)	53	69
1	i	300/301 (100%)	299 (100%)	1 (0%)	86	83
1	j	300/301 (100%)	298 (99%)	2 (1%)	76	78
1	k	300/301 (100%)	293 (98%)	7 (2%)	44	64
1	l	300/301 (100%)	289 (96%)	11 (4%)	30	56
1	m	300/301 (100%)	297 (99%)	3 (1%)	68	75
1	n	300/301 (100%)	296 (99%)	4 (1%)	61	72

Continued on next page...

Continued from previous page...

Mol	Chain	Analysed	Rotameric	Outliers	Percentiles	
1	o	300/301 (100%)	295 (98%)	5 (2%)	53	69
1	p	300/301 (100%)	296 (99%)	4 (1%)	61	72
1	q	300/301 (100%)	299 (100%)	1 (0%)	86	83
1	r	300/301 (100%)	294 (98%)	6 (2%)	48	66
1	s	300/301 (100%)	294 (98%)	6 (2%)	48	66
1	t	300/301 (100%)	295 (98%)	5 (2%)	53	69
1	u	300/301 (100%)	295 (98%)	5 (2%)	53	69
1	v	300/301 (100%)	295 (98%)	5 (2%)	53	69
1	w	300/301 (100%)	297 (99%)	3 (1%)	68	75
1	x	300/301 (100%)	295 (98%)	5 (2%)	53	69
1	z	300/301 (100%)	292 (97%)	8 (3%)	39	61
All	All	13200/13244 (100%)	13008 (98%)	192 (2%)	55	70

All (192) residues with a non-rotameric sidechain are listed below:

Mol	Chain	Res	Type
1	1	12	MET
1	1	55	ASN
1	1	57	GLN
1	1	250	ASN
1	2	38	ILE
1	3	49	GLN
1	3	76	GLN
1	3	177	GLN
1	3	197	ILE
1	3	219	ILE
1	3	245	ILE
1	3	344	GLU
1	A	54	LEU
1	A	193	ASN
1	C	6	ASN
1	C	104	ASN
1	C	169	LYS
1	C	217	ASP
1	C	253	GLU
1	C	338	ASP
1	D	12	MET
1	D	49	GLN

Continued on next page...

Continued from previous page...

Mol	Chain	Res	Type
1	D	220	GLU
1	D	298	LEU
1	E	8	ASN
1	E	38	ILE
1	E	198	ASN
1	E	242	LYS
1	F	38	ILE
1	F	62	ASP
1	F	89	LEU
1	F	162	LYS
1	F	164	MET
1	F	177	GLN
1	F	198	ASN
1	F	210	ASN
1	F	249	ASN
1	F	338	ASP
1	F	340	ASP
1	G	277	ASP
1	H	6	ASN
1	H	53	ARG
1	H	76	GLN
1	H	97	LEU
1	H	255	GLU
1	I	19	ASN
1	I	106	LYS
1	I	364	GLN
1	J	4	ASN
1	J	38	ILE
1	J	251	LYS
1	J	304	HIS
1	J	316	ASN
1	J	333	LYS
1	K	15	GLN
1	K	38	ILE
1	K	126	ILE
1	K	251	LYS
1	K	256	VAL
1	K	343	LYS
1	L	6	ASN
1	L	87	ASN
1	L	171	MET
1	L	367	GLN

Continued on next page...

Continued from previous page...

Mol	Chain	Res	Type
1	M	197	ILE
1	M	240	ASP
1	M	375	LEU
1	N	4	ASN
1	N	12	MET
1	N	13	THR
1	N	177	GLN
1	N	197	ILE
1	O	279	ILE
1	P	94	ASP
1	P	171	MET
1	P	229	GLN
1	P	243	LEU
1	Q	12	MET
1	Q	104	ASN
1	Q	123	LEU
1	Q	153	ASN
1	Q	209	ILE
1	Q	344	GLU
1	R	97	LEU
1	R	152	ASP
1	R	158	MET
1	R	192	LYS
1	R	238	ASP
1	S	4	ASN
1	S	97	LEU
1	T	104	ASN
1	T	120	ASN
1	T	328	ASN
1	T	364	GLN
1	U	38	ILE
1	U	74	ILE
1	U	210	ASN
1	V	38	ILE
1	V	82	MET
1	V	119	LEU
1	V	138	LEU
1	V	177	GLN
1	V	262	LEU
1	c	226	ILE
1	c	233	VAL
1	c	268	LEU

Continued on next page...

Continued from previous page...

Mol	Chain	Res	Type
1	h	6	ASN
1	h	126	ILE
1	h	158	MET
1	h	229	GLN
1	h	231	ASP
1	i	49	GLN
1	j	273	LYS
1	j	375	LEU
1	k	3	VAL
1	k	12	MET
1	k	126	ILE
1	k	219	ILE
1	k	333	LYS
1	k	338	ASP
1	k	367	GLN
1	l	22	ASN
1	l	32	LEU
1	l	39	ASN
1	l	145	LYS
1	l	197	ILE
1	l	208	GLU
1	l	210	ASN
1	l	239	GLN
1	l	288	GLN
1	l	338	ASP
1	l	339	THR
1	m	198	ASN
1	m	299	LYS
1	m	344	GLU
1	n	158	MET
1	n	197	ILE
1	n	338	ASP
1	n	339	THR
1	o	123	LEU
1	o	205	GLN
1	o	294	ILE
1	o	375	LEU
1	o	376	LEU
1	p	26	GLN
1	p	126	ILE
1	p	239	GLN
1	p	250	ASN

Continued on next page...

Continued from previous page...

Mol	Chain	Res	Type
1	q	197	ILE
1	r	15	GLN
1	r	126	ILE
1	r	155	GLU
1	r	229	GLN
1	r	253	GLU
1	r	350	LYS
1	s	26	GLN
1	s	185	ASP
1	s	193	ASN
1	s	231	ASP
1	s	326	ASN
1	s	337	LYS
1	t	85	THR
1	t	155	GLU
1	t	220	GLU
1	t	250	ASN
1	t	312	GLN
1	u	32	LEU
1	u	90	GLN
1	u	164	MET
1	u	210	ASN
1	u	289	GLU
1	v	36	PHE
1	v	39	ASN
1	v	141	THR
1	v	343	LYS
1	v	344	GLU
1	w	217	ASP
1	w	220	GLU
1	w	339	THR
1	x	89	LEU
1	x	249	ASN
1	x	330	ASN
1	x	344	GLU
1	x	353	ILE
1	z	16	ARG
1	z	32	LEU
1	z	38	ILE
1	z	123	LEU
1	z	210	ASN
1	z	218	ASP

Continued on next page...

Continued from previous page...

Mol	Chain	Res	Type
1	z	277	ASP
1	z	279	ILE

Sometimes sidechains can be flipped to improve hydrogen bonding and reduce clashes. All (242) such sidechains are listed below:

Mol	Chain	Res	Type
1	1	52	ASN
1	1	87	ASN
1	1	98	GLN
1	1	148	GLN
1	1	187	ASN
1	1	312	GLN
1	1	324	ASN
1	2	55	ASN
1	2	120	ASN
1	2	205	GLN
1	2	244	GLN
1	2	317	HIS
1	2	328	ASN
1	2	352	GLN
1	3	22	ASN
1	3	83	ASN
1	3	87	ASN
1	3	210	ASN
1	3	330	ASN
1	A	20	ASN
1	A	124	ASN
1	A	142	HIS
1	A	198	ASN
1	A	324	ASN
1	A	330	ASN
1	B	49	GLN
1	B	83	ASN
1	C	120	ASN
1	C	205	GLN
1	C	210	ASN
1	C	239	GLN
1	C	317	HIS
1	C	352	GLN
1	C	356	GLN
1	C	367	GLN
1	D	57	GLN

Continued on next page...

Continued from previous page...

Mol	Chain	Res	Type
1	D	76	GLN
1	D	90	GLN
1	D	120	ASN
1	D	153	ASN
1	D	239	GLN
1	D	324	ASN
1	E	22	ASN
1	E	49	GLN
1	E	87	ASN
1	E	177	GLN
1	E	205	GLN
1	E	288	GLN
1	E	330	ASN
1	F	15	GLN
1	F	69	ASN
1	F	104	ASN
1	F	148	GLN
1	F	153	ASN
1	F	193	ASN
1	F	244	GLN
1	F	288	GLN
1	G	142	HIS
1	G	148	GLN
1	H	6	ASN
1	H	39	ASN
1	H	239	GLN
1	I	87	ASN
1	I	124	ASN
1	I	239	GLN
1	I	250	ASN
1	J	98	GLN
1	J	120	ASN
1	J	124	ASN
1	J	187	ASN
1	J	205	GLN
1	J	288	GLN
1	J	330	ASN
1	K	76	GLN
1	K	207	GLN
1	K	304	HIS
1	K	316	ASN
1	L	104	ASN

Continued on next page...

Continued from previous page...

Mol	Chain	Res	Type
1	L	207	GLN
1	L	249	ASN
1	L	304	HIS
1	L	317	HIS
1	M	22	ASN
1	M	55	ASN
1	M	135	ASN
1	M	229	GLN
1	M	244	GLN
1	M	367	GLN
1	N	4	ASN
1	N	229	GLN
1	N	249	ASN
1	N	304	HIS
1	N	328	ASN
1	N	356	GLN
1	O	120	ASN
1	O	142	HIS
1	O	304	HIS
1	O	312	GLN
1	P	20	ASN
1	P	25	GLN
1	P	177	GLN
1	P	187	ASN
1	P	205	GLN
1	P	207	GLN
1	P	229	GLN
1	P	244	GLN
1	P	316	ASN
1	P	330	ASN
1	Q	6	ASN
1	Q	55	ASN
1	Q	142	HIS
1	Q	153	ASN
1	Q	207	GLN
1	Q	304	HIS
1	Q	367	GLN
1	Q	370	ASN
1	R	19	ASN
1	R	207	GLN
1	R	227	ASN
1	S	25	GLN

Continued on next page...

Continued from previous page...

Mol	Chain	Res	Type
1	S	49	GLN
1	S	120	ASN
1	S	328	ASN
1	S	352	GLN
1	T	57	GLN
1	T	104	ASN
1	T	120	ASN
1	T	352	GLN
1	U	83	ASN
1	U	205	GLN
1	U	210	ASN
1	U	244	GLN
1	U	250	ASN
1	U	304	HIS
1	U	330	ASN
1	V	120	ASN
1	V	148	GLN
1	V	177	GLN
1	V	312	GLN
1	V	316	ASN
1	c	101	ASN
1	c	104	ASN
1	c	177	GLN
1	c	187	ASN
1	c	205	GLN
1	c	250	ASN
1	c	352	GLN
1	h	22	ASN
1	h	120	ASN
1	h	124	ASN
1	h	135	ASN
1	h	153	ASN
1	h	205	GLN
1	h	326	ASN
1	i	19	ASN
1	i	67	ASN
1	i	90	GLN
1	i	120	ASN
1	i	124	ASN
1	i	227	ASN
1	i	370	ASN
1	j	4	ASN

Continued on next page...

Continued from previous page...

Mol	Chain	Res	Type
1	j	25	GLN
1	j	49	GLN
1	j	55	ASN
1	j	104	ASN
1	j	124	ASN
1	j	142	HIS
1	j	244	GLN
1	k	120	ASN
1	k	142	HIS
1	l	19	ASN
1	l	83	ASN
1	l	104	ASN
1	l	288	GLN
1	l	330	ASN
1	m	87	ASN
1	m	168	ASN
1	m	187	ASN
1	m	210	ASN
1	m	244	GLN
1	n	22	ASN
1	n	321	ASN
1	n	324	ASN
1	o	25	GLN
1	o	55	ASN
1	o	239	GLN
1	o	312	GLN
1	p	15	GLN
1	p	19	ASN
1	p	124	ASN
1	p	239	GLN
1	p	312	GLN
1	p	321	ASN
1	p	326	ASN
1	p	330	ASN
1	q	19	ASN
1	q	57	GLN
1	q	124	ASN
1	q	148	GLN
1	q	316	ASN
1	r	198	ASN
1	r	239	GLN
1	r	249	ASN

Continued on next page...

Continued from previous page...

Mol	Chain	Res	Type
1	r	352	GLN
1	s	120	ASN
1	s	142	HIS
1	s	205	GLN
1	s	229	GLN
1	t	6	ASN
1	t	22	ASN
1	t	124	ASN
1	t	135	ASN
1	t	148	GLN
1	t	193	ASN
1	t	250	ASN
1	t	356	GLN
1	u	15	GLN
1	u	90	GLN
1	u	352	GLN
1	u	356	GLN
1	v	20	ASN
1	v	177	GLN
1	v	244	GLN
1	v	316	ASN
1	v	330	ASN
1	w	87	ASN
1	w	120	ASN
1	w	124	ASN
1	w	135	ASN
1	w	207	GLN
1	w	288	GLN
1	w	304	HIS
1	w	328	ASN
1	w	330	ASN
1	w	367	GLN
1	x	52	ASN
1	x	229	GLN
1	x	330	ASN
1	z	19	ASN
1	z	113	GLN
1	z	205	GLN

5.3.3 RNA ⓘ

There are no RNA molecules in this entry.

5.4 Non-standard residues in protein, DNA, RNA chains [i](#)

There are no non-standard protein/DNA/RNA residues in this entry.

5.5 Carbohydrates [i](#)

There are no oligosaccharides in this entry.

5.6 Ligand geometry [i](#)

There are no ligands in this entry.

5.7 Other polymers [i](#)

There are no such residues in this entry.

5.8 Polymer linkage issues [i](#)

There are no chain breaks in this entry.


6 Map visualisation [i](#)

This section contains visualisations of the EMDB entry EMD-53917. These allow visual inspection of the internal detail of the map and identification of artifacts.


Images derived from a raw map, generated by summing the deposited half-maps, are presented below the corresponding image components of the primary map to allow further visual inspection and comparison with those of the primary map.

6.1 Orthogonal projections [i](#)


6.1.1 Primary map



X




Y




Z

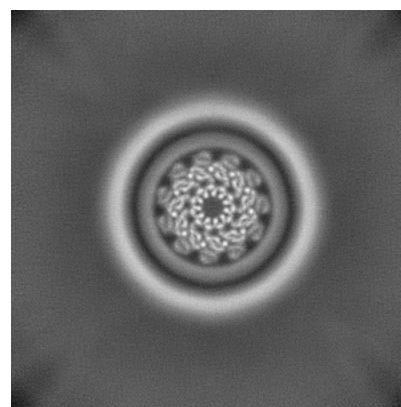
6.1.2 Raw map



X



Y

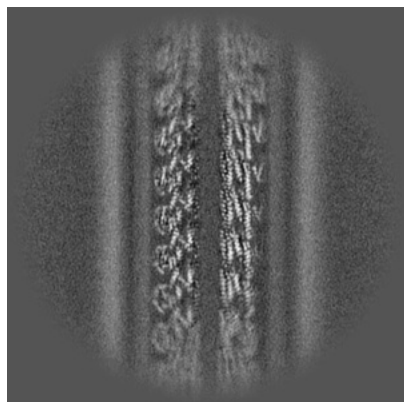


Z


The images above show the map projected in three orthogonal directions.

6.2 Central slices [i](#)

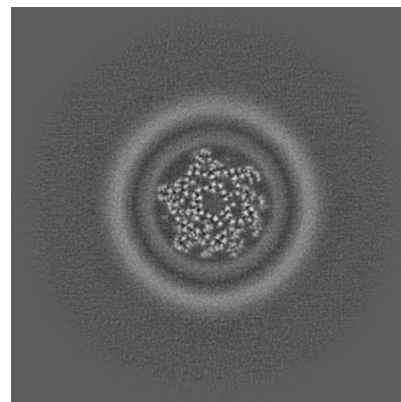
6.2.1 Primary map



X Index: 250

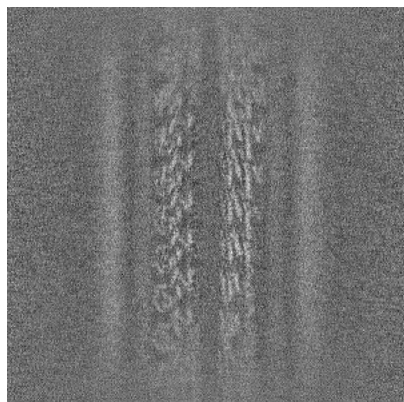


Y Index: 250




Z Index: 250

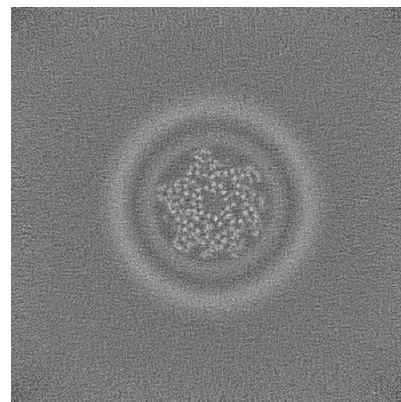
6.2.2 Raw map



X Index: 250



Y Index: 250




Z Index: 250


The images above show central slices of the map in three orthogonal directions.

6.3 Largest variance slices [i](#)

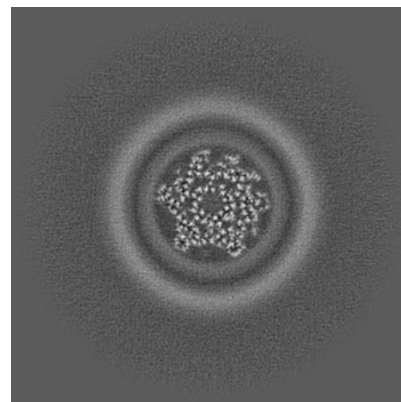
6.3.1 Primary map



X Index: 234




Y Index: 236




Z Index: 256

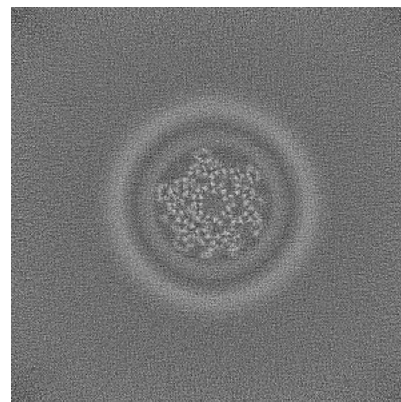
6.3.2 Raw map



X Index: 0



Y Index: 0




Z Index: 248


The images above show the largest variance slices of the map in three orthogonal directions.

6.4 Orthogonal standard-deviation projections (False-color) [i](#)


6.4.1 Primary map



X




Y




Z


6.4.2 Raw map



X



Y



Z

The images above show the map standard deviation projections with false color in three orthogonal directions. Minimum values are shown in green, max in blue, and dark to light orange shades represent small to large values respectively.


6.5 Orthogonal surface views [i](#)

6.5.1 Primary map



The images above show the 3D surface view of the map at the recommended contour level 0.08. These images, in conjunction with the slice images, may facilitate assessment of whether an appropriate contour level has been provided.

6.5.2 Raw map



These images show the 3D surface of the raw map. The raw map's contour level was selected so that its surface encloses the same volume as the primary map does at its recommended contour level.

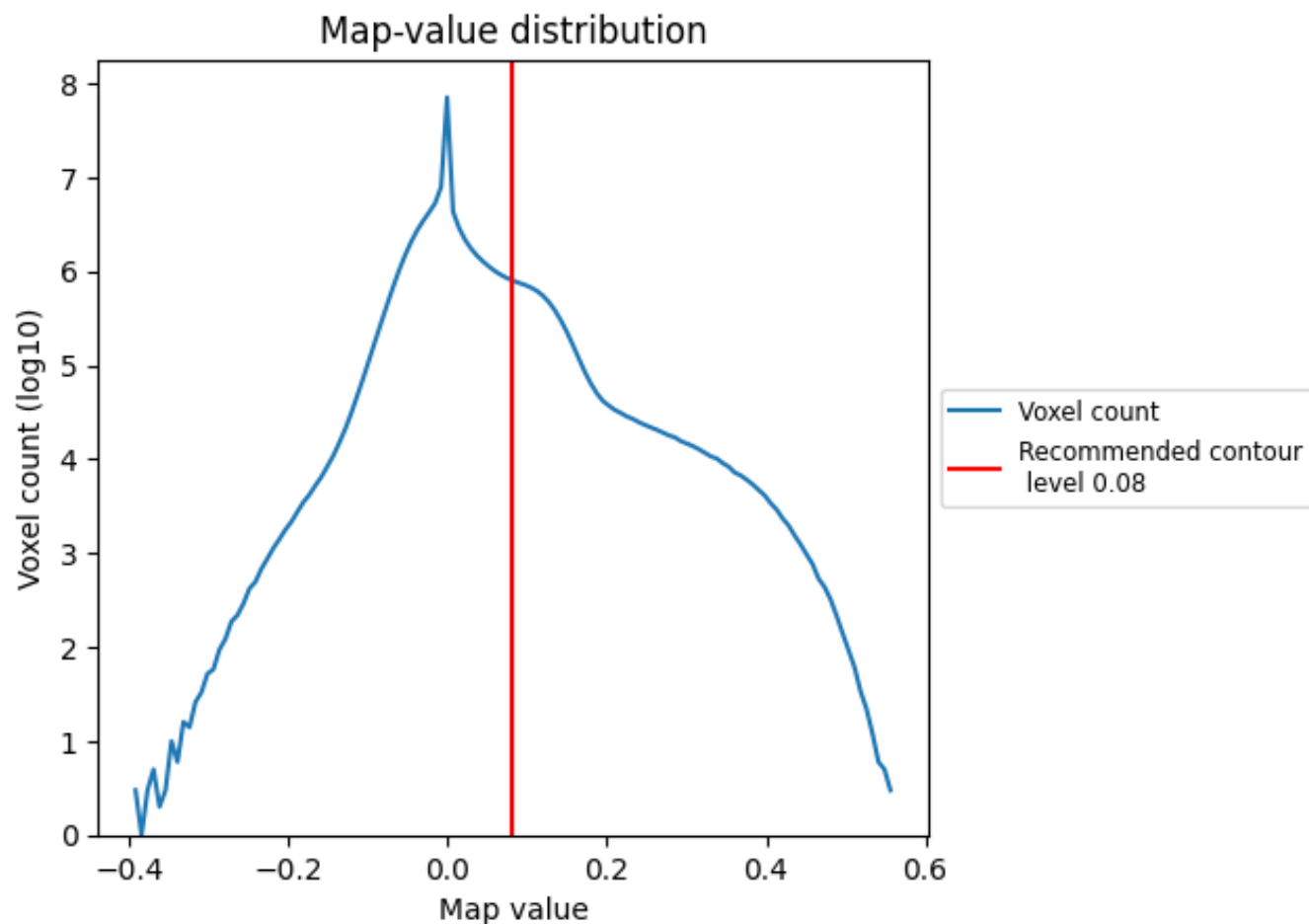
6.6 Mask visualisation [i](#)

This section was not generated. No masks/segmentation were deposited.

7 Map analysis [i](#)

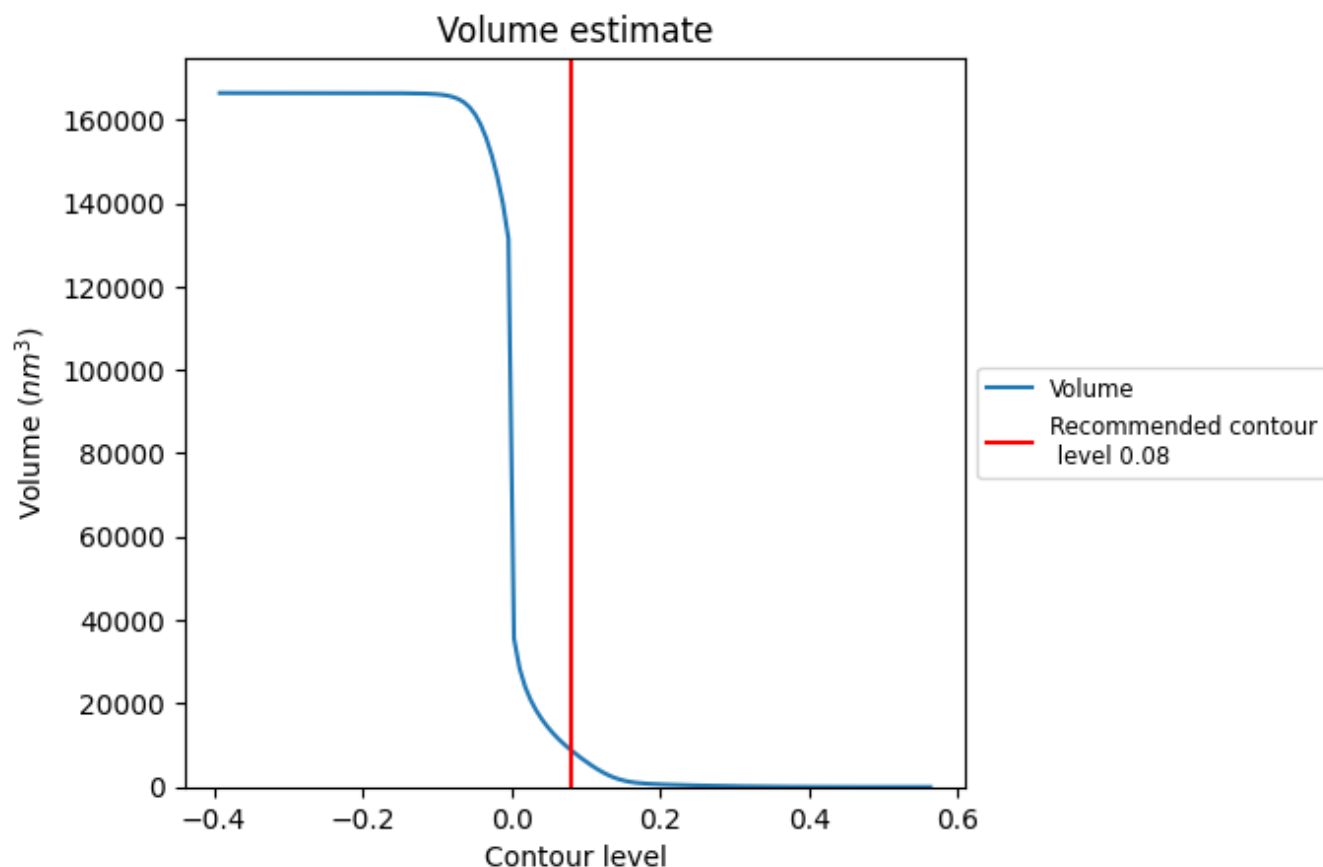
This section contains the results of statistical analysis of the map.

7.1 Map-value distribution [i](#)



The map-value distribution is plotted in 128 intervals along the x-axis. The y-axis is logarithmic. A spike in this graph at zero usually indicates that the volume has been masked.

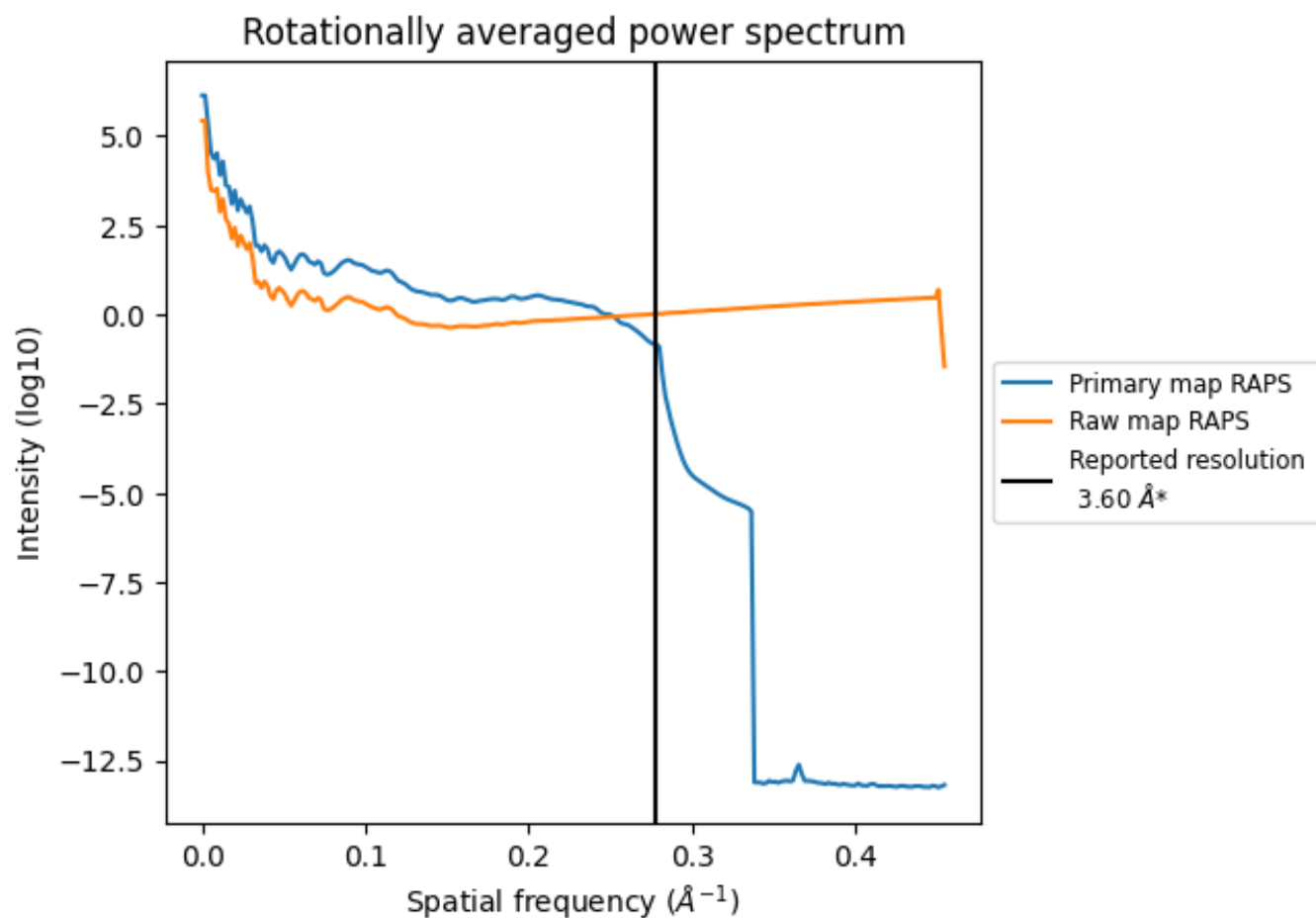
7.2 Volume estimate [i](#)



The volume at the recommended contour level is 8883 nm³; this corresponds to an approximate mass of 8024 kDa.

The volume estimate graph shows how the enclosed volume varies with the contour level. The recommended contour level is shown as a vertical line and the intersection between the line and the curve gives the volume of the enclosed surface at the given level.

7.3 Rotationally averaged power spectrum ⓘ

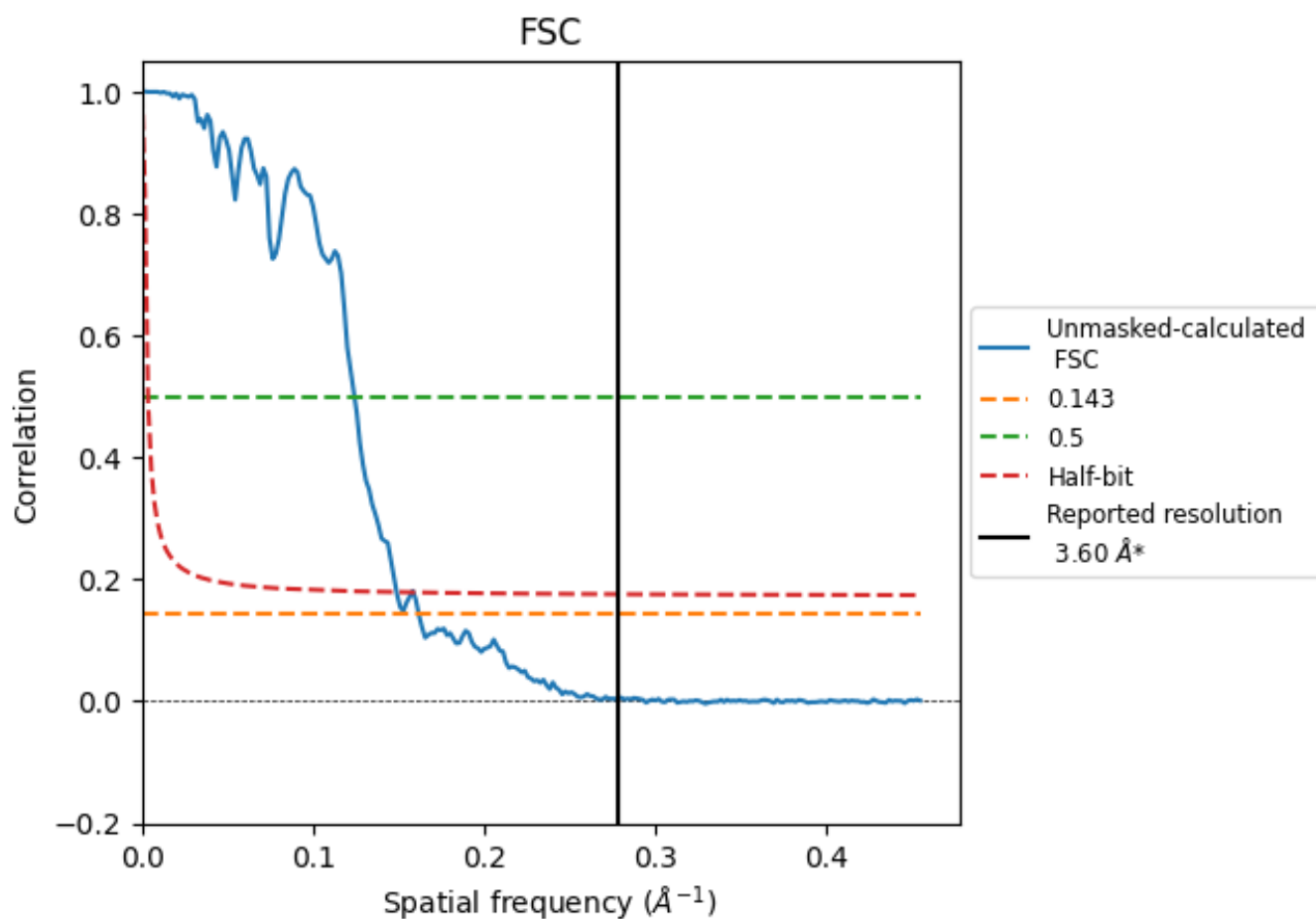


*Reported resolution corresponds to spatial frequency of 0.278 Å⁻¹

8 Fourier-Shell correlation [i](#)

Fourier-Shell Correlation (FSC) is the most commonly used method to estimate the resolution of single-particle and subtomogram-averaged maps. The shape of the curve depends on the imposed symmetry, mask and whether or not the two 3D reconstructions used were processed from a common reference. The reported resolution is shown as a black line. A curve is displayed for the half-bit criterion in addition to lines showing the 0.143 gold standard cut-off and 0.5 cut-off.

8.1 FSC [i](#)



*Reported resolution corresponds to spatial frequency of 0.278 Å⁻¹

8.2 Resolution estimates [i](#)


Resolution estimate (Å)	Estimation criterion (FSC cut-off)		
	0.143	0.5	Half-bit
Reported by author	3.60	-	-
Author-provided FSC curve	-	-	-
Unmasked-calculated*	6.18	8.05	6.72

*Resolution estimate based on FSC curve calculated by comparison of deposited half-maps. The value from deposited half-maps intersecting FSC 0.143 CUT-OFF 6.18 differs from the reported value 3.6 by more than 10 %

9 Map-model fit [i](#)


This section contains information regarding the fit between EMDB map EMD-53917 and PDB model 9RCD. Per-residue inclusion information can be found in [section 3](#) on [page 8](#).

9.1 Map-model overlay [i](#)




The images above show the 3D surface view of the map at the recommended contour level 0.08 at 50% transparency in yellow overlaid with a ribbon representation of the model coloured in blue. These images allow for the visual assessment of the quality of fit between the atomic model and the map.

9.2 Q-score mapped to coordinate model [i](#)



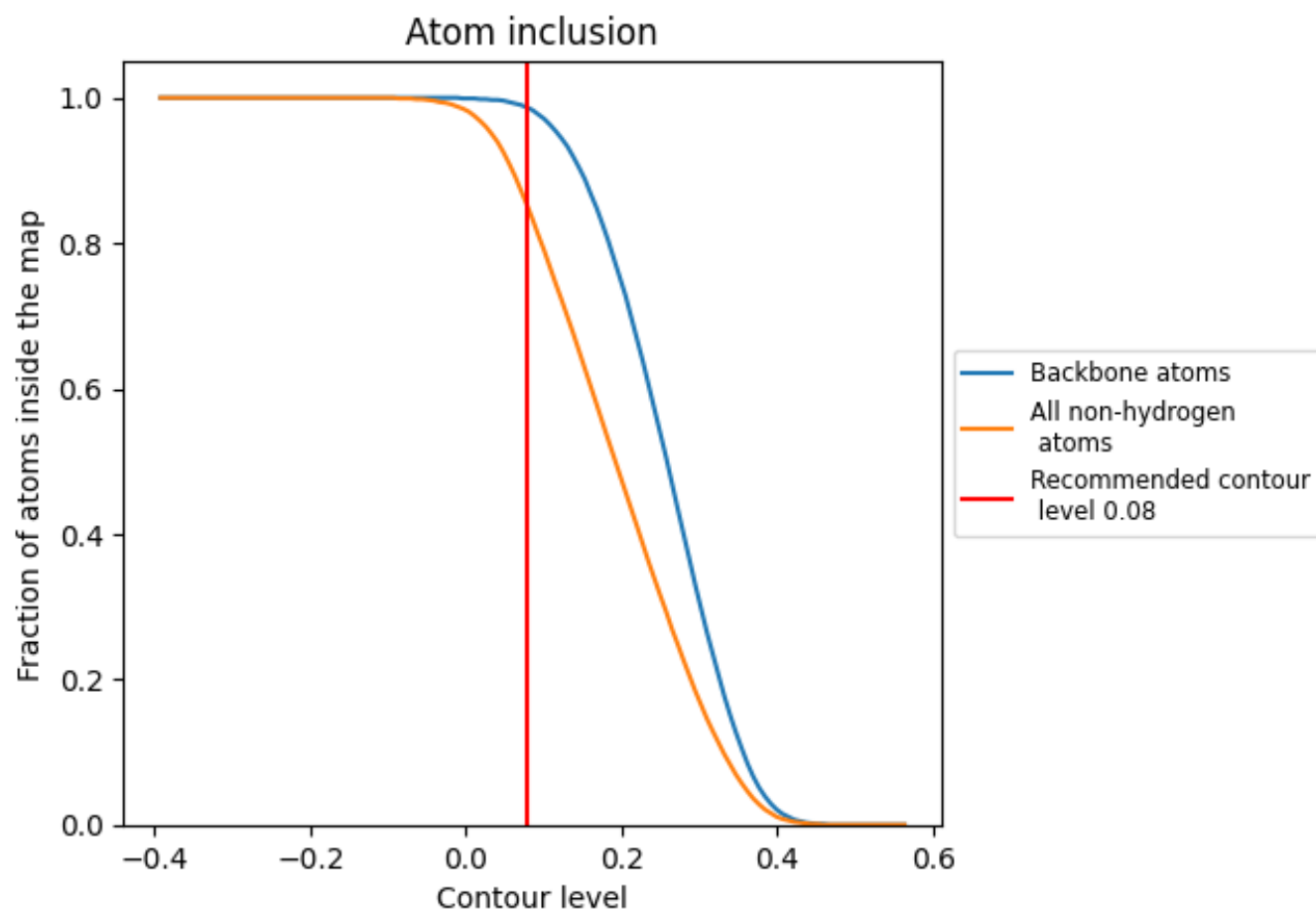
The images above show the model with each residue coloured according to its Q-score. This shows their resolvability in the map with higher Q-score values reflecting better resolvability. Please note: Q-score is calculating the resolvability of atoms, and thus high values are only expected at resolutions at which atoms can be resolved. Low Q-score values may therefore be expected for many entries.

9.3 Atom inclusion mapped to coordinate model [i](#)



The images above show the model with each residue coloured according to its atom inclusion. This shows to what extent they are inside the map at the recommended contour level (0.08).







































































9.4 Atom inclusion [i](#)



At the recommended contour level, 99% of all backbone atoms, 85% of all non-hydrogen atoms, are inside the map.

9.5 Map-model fit summary ⓘ





















The table lists the average atom inclusion at the recommended contour level (0.08) and Q-score for the entire model and for each chain.

Chain	Atom inclusion	Q-score
All	 0.8490	 0.3750
1	 0.8170	 0.3040
2	 0.8330	 0.3500
3	 0.8230	 0.3230
A	 0.8650	 0.3960
B	 0.8650	 0.4080
C	 0.8600	 0.4020
D	 0.8620	 0.4140
E	 0.8550	 0.3980
F	 0.8600	 0.4030
G	 0.8540	 0.4090
H	 0.8670	 0.4000
I	 0.8630	 0.4030
J	 0.8590	 0.3940
K	 0.8620	 0.4000
L	 0.8320	 0.3310
M	 0.8660	 0.3840
N	 0.8330	 0.3220
O	 0.8490	 0.3700
P	 0.8210	 0.3130
Q	 0.8460	 0.3580
R	 0.8600	 0.3900
S	 0.8410	 0.3500
T	 0.8600	 0.3810
U	 0.8370	 0.3380
V	 0.8510	 0.3750
c	 0.8070	 0.2900
h	 0.8570	 0.4020
i	 0.8670	 0.4000
j	 0.8620	 0.4150
k	 0.8590	 0.4020
l	 0.8530	 0.4080
m	 0.8630	 0.4040
n	 0.8490	 0.3810
o	 0.8530	 0.3990



Continued on next page...

Continued from previous page...

Chain	Atom inclusion	Q-score
p	 0.8540	 0.3830
q	 0.8550	 0.3930
r	 0.8550	 0.3800
s	 0.8470	 0.3650
t	 0.8420	 0.3350
u	 0.8460	 0.3800
v	 0.8350	 0.3480
w	 0.8450	 0.3810
x	 0.8400	 0.3540
z	 0.8320	 0.3490