



## Full wwPDB EM Validation Report ⓘ

May 4, 2024 – 12:37 pm BST

PDB ID : 5LI2  
EMDB ID : EMD-4051  
Title : bacteriophage phi812K1-420 tail sheath and tail tube protein in native tail  
Authors : Novacek, J.; Siborova, M.; Benesik, M.; Pantucek, R.; Doskar, J.; Plevka, P.  
Deposited on : 2016-07-14  
Resolution : 6.20 Å (reported)

This is a Full wwPDB EM Validation Report for a publicly released PDB entry.

We welcome your comments at [validation@mail.wwpdb.org](mailto:validation@mail.wwpdb.org)

A user guide is available at

<https://www.wwpdb.org/validation/2017/EMValidationReportHelp>

with specific help available everywhere you see the ⓘ symbol.

The types of validation reports are described at

<http://www.wwpdb.org/validation/2017/FAQs#types>.

---

The following versions of software and data (see [references ⓘ](#)) were used in the production of this report:

EMDB validation analysis : 0.0.1.dev92  
MolProbity : 4.02b-467  
Percentile statistics : 20191225.v01 (using entries in the PDB archive December 25th 2019)  
MapQ : **FAILED**  
Ideal geometry (proteins) : Engh & Huber (2001)  
Ideal geometry (DNA, RNA) : Parkinson et al. (1996)  
Validation Pipeline (wwPDB-VP) : 2.36.2

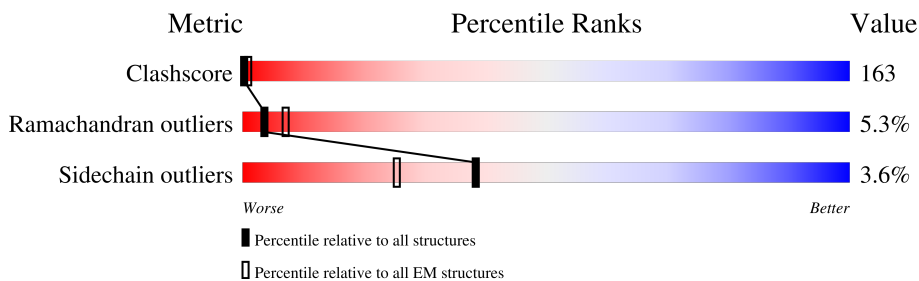
# 1 Overall quality at a glance i

The following experimental techniques were used to determine the structure:

*ELECTRON MICROSCOPY*

The reported resolution of this entry is 6.20 Å.

Percentile scores (ranging between 0-100) for global validation metrics of the entry are shown in the following graphic. The table shows the number of entries on which the scores are based.






Metric	Whole archive (#Entries)	EM structures (#Entries)
Clashscore	158937	4297
Ramachandran outliers	154571	4023
Sidechain outliers	154315	3826

The table below summarises the geometric issues observed across the polymeric chains and their fit to the map. The red, orange, yellow and green segments of the bar indicate the fraction of residues that contain outliers for  $\geq 3$ , 2, 1 and 0 types of geometric quality criteria respectively. A grey segment represents the fraction of residues that are not modelled. The numeric value for each fraction is indicated below the corresponding segment, with a dot representing fractions  $\leq 5\%$ .

Mol	Chain	Length	Quality of chain
1	A	587	17% 41% 13% • 27%
1	B	587	18% 40% 13% • 27%
1	C	587	18% 40% 14% • 27%
1	D	587	17% 41% 14% • 27%
1	E	587	17% 41% 13% • 27%
1	F	587	17% 41% 13% • 27%
2	G	155	14% 40% 10% 35%
2	H	155	14% 41% 10% 35%
2	I	155	14% 40% 10% 35%

Continued on next page...

*Continued from previous page...*

Mol	Chain	Length	Quality of chain
2	J	155	
2	K	155	
2	L	155	

## 2 Entry composition i

There are 2 unique types of molecules in this entry. The entry contains 24732 atoms, of which 0 are hydrogens and 0 are deuteriums.

In the tables below, the AltConf column contains the number of residues with at least one atom in alternate conformation and the Trace column contains the number of residues modelled with at most 2 atoms.

- Molecule 1 is a protein called tail sheath protein.

Mol	Chain	Residues	Atoms					AltConf	Trace
			Total	C	N	O	S		
1	A	427	3345	2110	567	661	7	0	0
1	B	427	3345	2110	567	661	7	0	0
1	C	427	3345	2110	567	661	7	0	0
1	D	427	3345	2110	567	661	7	0	0
1	E	427	3345	2110	567	661	7	0	0
1	F	427	3345	2110	567	661	7	0	0

- Molecule 2 is a protein called Phage-like element PBSX protein XkdM.

Mol	Chain	Residues	Atoms					AltConf	Trace
			Total	C	N	O	S		
2	G	100	777	489	124	161	3	0	0
2	H	100	777	489	124	161	3	0	0
2	I	100	777	489	124	161	3	0	0
2	J	100	777	489	124	161	3	0	0
2	K	100	777	489	124	161	3	0	0
2	L	100	777	489	124	161	3	0	0

There are 48 discrepancies between the modelled and reference sequences:

Chain	Residue	Modelled	Actual	Comment	Reference
G	148	LEU	-	expression tag	UNP P54332
G	149	GLU	-	expression tag	UNP P54332

*Continued on next page...*

*Continued from previous page...*

Chain	Residue	Modelled	Actual	Comment	Reference
G	150	HIS	-	expression tag	UNP P54332
G	151	HIS	-	expression tag	UNP P54332
G	152	HIS	-	expression tag	UNP P54332
G	153	HIS	-	expression tag	UNP P54332
G	154	HIS	-	expression tag	UNP P54332
G	155	HIS	-	expression tag	UNP P54332
H	148	LEU	-	expression tag	UNP P54332
H	149	GLU	-	expression tag	UNP P54332
H	150	HIS	-	expression tag	UNP P54332
H	151	HIS	-	expression tag	UNP P54332
H	152	HIS	-	expression tag	UNP P54332
H	153	HIS	-	expression tag	UNP P54332
H	154	HIS	-	expression tag	UNP P54332
H	155	HIS	-	expression tag	UNP P54332
I	148	LEU	-	expression tag	UNP P54332
I	149	GLU	-	expression tag	UNP P54332
I	150	HIS	-	expression tag	UNP P54332
I	151	HIS	-	expression tag	UNP P54332
I	152	HIS	-	expression tag	UNP P54332
I	153	HIS	-	expression tag	UNP P54332
I	154	HIS	-	expression tag	UNP P54332
I	155	HIS	-	expression tag	UNP P54332
J	148	LEU	-	expression tag	UNP P54332
J	149	GLU	-	expression tag	UNP P54332
J	150	HIS	-	expression tag	UNP P54332
J	151	HIS	-	expression tag	UNP P54332
J	152	HIS	-	expression tag	UNP P54332
J	153	HIS	-	expression tag	UNP P54332
J	154	HIS	-	expression tag	UNP P54332
J	155	HIS	-	expression tag	UNP P54332
K	148	LEU	-	expression tag	UNP P54332
K	149	GLU	-	expression tag	UNP P54332
K	150	HIS	-	expression tag	UNP P54332
K	151	HIS	-	expression tag	UNP P54332
K	152	HIS	-	expression tag	UNP P54332
K	153	HIS	-	expression tag	UNP P54332
K	154	HIS	-	expression tag	UNP P54332
K	155	HIS	-	expression tag	UNP P54332
L	148	LEU	-	expression tag	UNP P54332
L	149	GLU	-	expression tag	UNP P54332
L	150	HIS	-	expression tag	UNP P54332
L	151	HIS	-	expression tag	UNP P54332

*Continued on next page...*

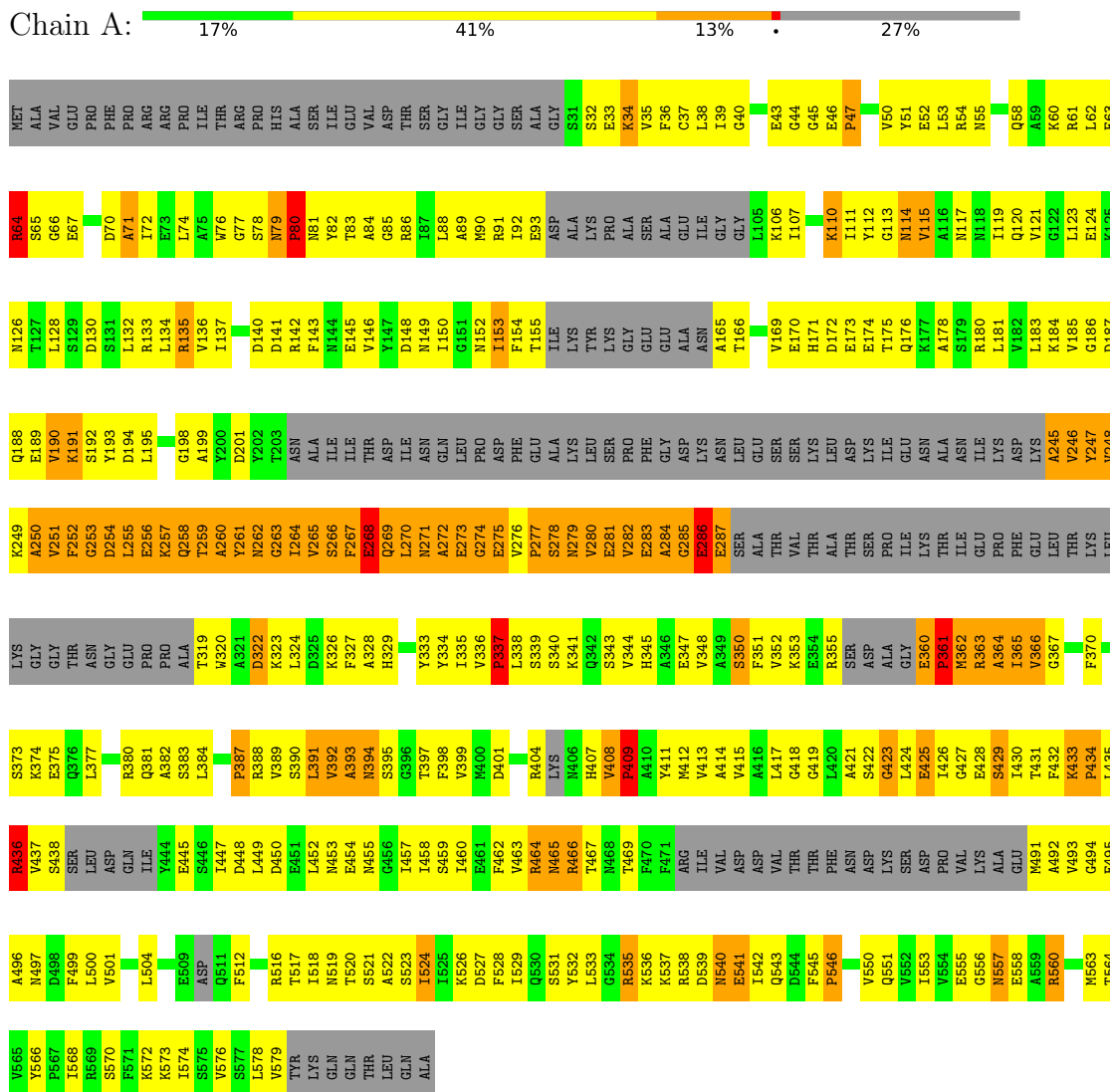
*Continued from previous page...*

Chain	Residue	Modelled	Actual	Comment	Reference
L	152	HIS	-	expression tag	UNP P54332
L	153	HIS	-	expression tag	UNP P54332
L	154	HIS	-	expression tag	UNP P54332
L	155	HIS	-	expression tag	UNP P54332

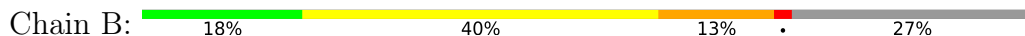
### 3 Residue-property plots

These plots are drawn for all protein, RNA, DNA and oligosaccharide chains in the entry. The first graphic for a chain summarises the proportions of the various outlier classes displayed in the second graphic. The second graphic shows the sequence view annotated by issues in geometry. Residues are color-coded according to the number of geometric quality criteria for which they contain at least one outlier: green = 0, yellow = 1, orange = 2 and red = 3 or more. Stretches of 2 or more consecutive residues without any outlier are shown as a green connector. Residues present in the sample, but not in the model, are shown in grey.

- Molecule 1: tail sheath protein

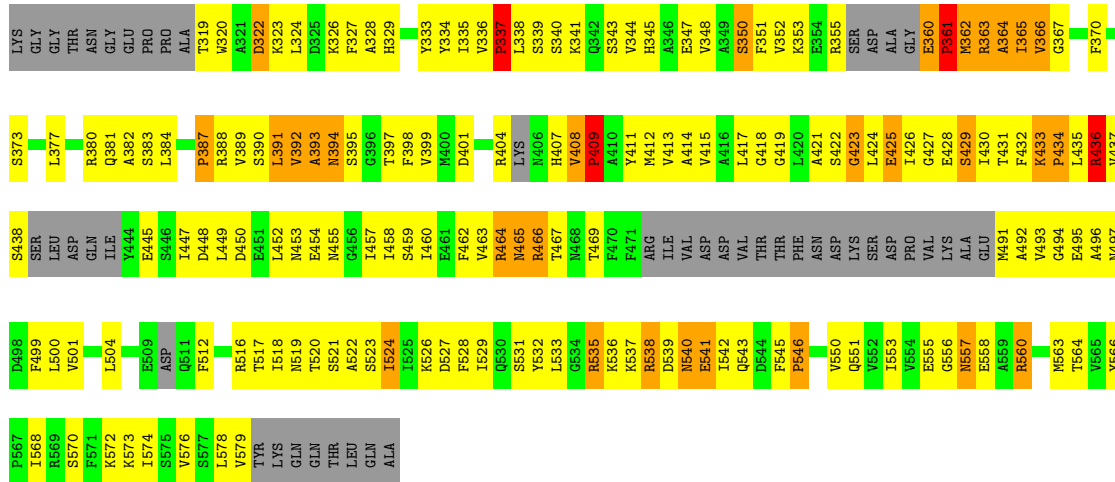


- Molecule 1: tail sheath protein

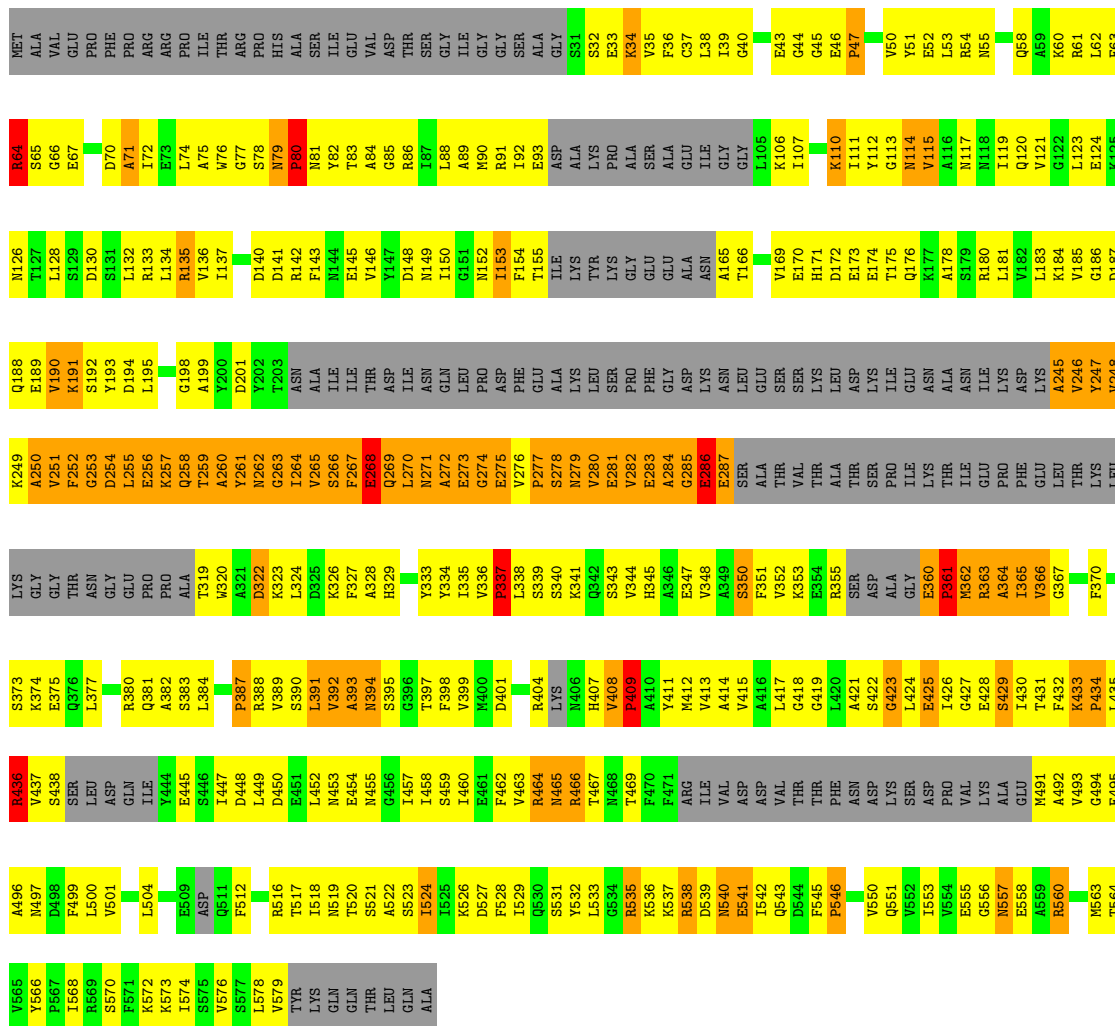
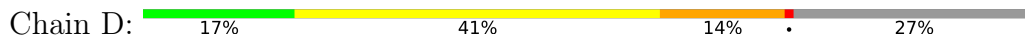








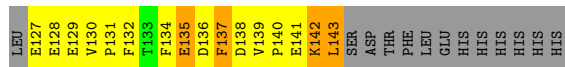
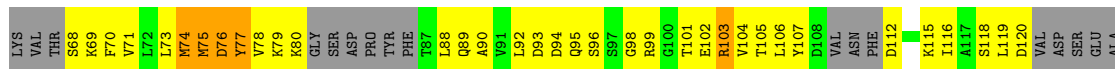
• Molecule 1: tail sheath protein





• Molecule 1: tail sheath protein



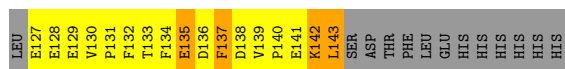


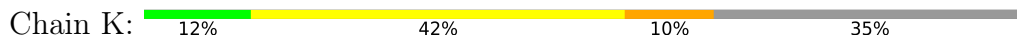





• Molecule 2: Phage-like element PBSX protein XkdM



• Molecule 2: Phage-like element PBSX protein XkdM



• Molecule 2: Phage-like element PBSX protein XkdM



## 4 Experimental information

Property	Value	Source
EM reconstruction method	HELICAL	Depositor
Imposed symmetry	HELICAL, twist=21.4°, rise=38.9 Å, axial sym=C6	Depositor
Number of segments used	3628	Depositor
Resolution determination method	FSC 0.143 CUT-OFF	Depositor
CTF correction method	PHASE FLIPPING ONLY	Depositor
Microscope	FEI TITAN KRIOS	Depositor
Voltage (kV)	300	Depositor
Electron dose ( $e^-/\text{Å}^2$ )	20	Depositor
Minimum defocus (nm)	Not provided	
Maximum defocus (nm)	Not provided	
Magnification	Not provided	
Image detector	FEI FALCON II (4k x 4k)	Depositor

## 5 Model quality i

### 5.1 Standard geometry i

The Z score for a bond length (or angle) is the number of standard deviations the observed value is removed from the expected value. A bond length (or angle) with  $|Z| > 5$  is considered an outlier worth inspection. RMSZ is the root-mean-square of all Z scores of the bond lengths (or angles).

Mol	Chain	Bond lengths		Bond angles	
		RMSZ	# Z  >5	RMSZ	# Z  >5
1	A	3.49	230/3387 (6.8%)	3.05	104/4554 (2.3%)
1	B	3.49	231/3387 (6.8%)	3.05	104/4554 (2.3%)
1	C	3.48	235/3387 (6.9%)	3.05	104/4554 (2.3%)
1	D	3.49	231/3387 (6.8%)	3.05	104/4554 (2.3%)
1	E	3.49	232/3387 (6.8%)	3.05	104/4554 (2.3%)
1	F	3.49	233/3387 (6.9%)	3.05	104/4554 (2.3%)
2	G	0.64	2/783 (0.3%)	0.69	0/1046
2	H	0.64	2/783 (0.3%)	0.69	0/1046
2	I	0.64	2/783 (0.3%)	0.69	0/1046
2	J	0.64	2/783 (0.3%)	0.70	0/1046
2	K	0.64	2/783 (0.3%)	0.70	0/1046
2	L	0.64	2/783 (0.3%)	0.70	0/1046
All	All	3.15	1404/25020 (5.6%)	2.77	624/33600 (1.9%)

Chiral center outliers are detected by calculating the chiral volume of a chiral center and verifying if the center is modelled as a planar moiety or with the opposite hand. A planarity outlier is detected by checking planarity of atoms in a peptide group, atoms in a mainchain group or atoms of a sidechain that are expected to be planar.

Mol	Chain	#Chirality outliers	#Planarity outliers
1	A	0	3
1	B	0	3
1	C	0	3
1	D	0	3
1	E	0	3
1	F	0	3
All	All	0	18

All (1404) bond length outliers are listed below:

Mol	Chain	Res	Type	Atoms	Z	Observed(Å)	Ideal(Å)
1	E	546	PRO	N-CD	55.46	2.25	1.47
1	F	546	PRO	N-CD	55.45	2.25	1.47

*Continued on next page...*

*Continued from previous page...*

Mol	Chain	Res	Type	Atoms	Z	Observed(Å)	Ideal(Å)
1	C	546	PRO	N-CD	55.42	2.25	1.47
1	A	546	PRO	N-CD	55.41	2.25	1.47
1	D	546	PRO	N-CD	55.41	2.25	1.47
1	B	546	PRO	N-CD	55.39	2.25	1.47
1	B	434	PRO	N-CD	54.60	2.24	1.47
1	D	434	PRO	N-CD	54.57	2.24	1.47
1	A	434	PRO	N-CD	54.55	2.24	1.47
1	E	434	PRO	N-CD	54.52	2.24	1.47
1	F	434	PRO	N-CD	54.51	2.24	1.47
1	C	434	PRO	N-CD	54.50	2.24	1.47
1	F	387	PRO	N-CD	53.84	2.23	1.47
1	A	387	PRO	N-CD	53.82	2.23	1.47
1	E	387	PRO	N-CD	53.81	2.23	1.47
1	C	387	PRO	N-CD	53.80	2.23	1.47
1	B	387	PRO	N-CD	53.78	2.23	1.47
1	D	387	PRO	N-CD	53.77	2.23	1.47
1	B	361	PRO	N-CD	53.53	2.22	1.47
1	E	361	PRO	N-CD	53.53	2.22	1.47
1	A	361	PRO	N-CD	53.52	2.22	1.47
1	D	361	PRO	N-CD	53.52	2.22	1.47
1	C	361	PRO	N-CD	53.47	2.22	1.47
1	F	361	PRO	N-CD	53.44	2.22	1.47
1	B	80	PRO	N-CD	52.67	2.21	1.47
1	D	80	PRO	N-CD	52.67	2.21	1.47
1	A	80	PRO	N-CD	52.65	2.21	1.47
1	E	80	PRO	N-CD	52.65	2.21	1.47
1	C	80	PRO	N-CD	52.64	2.21	1.47
1	F	80	PRO	N-CD	52.64	2.21	1.47
1	C	337	PRO	N-CD	51.08	2.19	1.47
1	A	337	PRO	N-CD	51.06	2.19	1.47
1	E	337	PRO	N-CD	51.05	2.19	1.47
1	D	337	PRO	N-CD	51.05	2.19	1.47
1	F	337	PRO	N-CD	51.04	2.19	1.47
1	B	337	PRO	N-CD	51.03	2.19	1.47
1	B	47	PRO	N-CD	50.34	2.18	1.47
1	D	47	PRO	N-CD	50.31	2.18	1.47
1	A	47	PRO	N-CD	50.30	2.18	1.47
1	E	47	PRO	N-CD	50.30	2.18	1.47
1	C	47	PRO	N-CD	50.27	2.18	1.47
1	F	47	PRO	N-CD	50.26	2.18	1.47
1	A	409	PRO	N-CD	48.13	2.15	1.47
1	F	409	PRO	N-CD	48.06	2.15	1.47

*Continued on next page...*

*Continued from previous page...*

Mol	Chain	Res	Type	Atoms	Z	Observed(Å)	Ideal(Å)
1	E	409	PRO	N-CD	48.04	2.15	1.47
1	D	409	PRO	N-CD	48.03	2.15	1.47
1	B	409	PRO	N-CD	48.03	2.15	1.47
1	C	409	PRO	N-CD	48.00	2.15	1.47
1	A	277	PRO	N-CD	47.14	2.13	1.47
1	D	277	PRO	N-CD	47.12	2.13	1.47
1	B	277	PRO	N-CD	47.09	2.13	1.47
1	E	277	PRO	N-CD	47.08	2.13	1.47
1	C	277	PRO	N-CD	47.05	2.13	1.47
1	F	277	PRO	N-CD	47.04	2.13	1.47
1	A	37	CYS	CB-SG	-23.70	1.42	1.82
1	B	37	CYS	CB-SG	-23.67	1.42	1.82
1	C	37	CYS	CB-SG	-23.65	1.42	1.82
1	E	37	CYS	CB-SG	-23.62	1.42	1.82
1	F	37	CYS	CB-SG	-23.60	1.42	1.82
1	D	37	CYS	CB-SG	-23.59	1.42	1.82
1	A	261	TYR	CB-CG	-9.49	1.37	1.51
1	B	261	TYR	CB-CG	-9.49	1.37	1.51
1	E	261	TYR	CB-CG	-9.49	1.37	1.51
1	C	261	TYR	CB-CG	-9.47	1.37	1.51
1	F	261	TYR	CB-CG	-9.47	1.37	1.51
1	D	261	TYR	CB-CG	-9.44	1.37	1.51
1	D	247	TYR	CG-CD1	-9.02	1.27	1.39
1	E	247	TYR	CG-CD1	-9.01	1.27	1.39
1	C	247	TYR	CG-CD1	-9.00	1.27	1.39
1	A	247	TYR	CG-CD1	-8.99	1.27	1.39
1	B	247	TYR	CG-CD1	-8.99	1.27	1.39
1	F	247	TYR	CG-CD1	-8.93	1.27	1.39
1	E	247	TYR	CE1-CZ	-8.83	1.27	1.38
1	B	247	TYR	CE1-CZ	-8.80	1.27	1.38
1	F	247	TYR	CE1-CZ	-8.80	1.27	1.38
1	A	283	GLU	CD-OE2	-8.79	1.16	1.25
1	D	283	GLU	CD-OE2	-8.79	1.16	1.25
1	D	247	TYR	CE1-CZ	-8.79	1.27	1.38
1	C	247	TYR	CE1-CZ	-8.79	1.27	1.38
1	B	283	GLU	CD-OE2	-8.79	1.16	1.25
1	A	247	TYR	CE1-CZ	-8.78	1.27	1.38
1	E	283	GLU	CD-OE2	-8.76	1.16	1.25
1	C	283	GLU	CD-OE2	-8.75	1.16	1.25
1	F	283	GLU	CD-OE2	-8.75	1.16	1.25
1	F	247	TYR	CG-CD2	-8.74	1.27	1.39
1	C	247	TYR	CG-CD2	-8.73	1.27	1.39

*Continued on next page...*



*Continued from previous page...*

Mol	Chain	Res	Type	Atoms	Z	Observed(Å)	Ideal(Å)
1	D	247	TYR	CG-CD2	-8.72	1.27	1.39
1	A	247	TYR	CG-CD2	-8.71	1.27	1.39
1	B	247	TYR	CG-CD2	-8.70	1.27	1.39
1	A	266	SER	CB-OG	-8.69	1.30	1.42
1	D	266	SER	CB-OG	-8.69	1.30	1.42
1	F	275	GLU	CD-OE2	-8.69	1.16	1.25
1	B	266	SER	CB-OG	-8.68	1.30	1.42
1	E	266	SER	CB-OG	-8.68	1.30	1.42
1	E	247	TYR	CG-CD2	-8.67	1.27	1.39
1	F	266	SER	CB-OG	-8.66	1.30	1.42
1	F	278	SER	CB-OG	-8.65	1.31	1.42
1	B	275	GLU	CD-OE2	-8.65	1.16	1.25
1	C	275	GLU	CD-OE2	-8.64	1.16	1.25
1	C	278	SER	CB-OG	-8.64	1.31	1.42
1	B	278	SER	CB-OG	-8.63	1.31	1.42
1	B	256	GLU	CD-OE2	-8.62	1.16	1.25
1	D	275	GLU	CD-OE2	-8.62	1.16	1.25
1	C	266	SER	CB-OG	-8.62	1.31	1.42
1	F	275	GLU	CD-OE1	-8.61	1.16	1.25
1	A	275	GLU	CD-OE1	-8.61	1.16	1.25
1	F	256	GLU	CD-OE2	-8.60	1.16	1.25
1	D	256	GLU	CD-OE2	-8.60	1.16	1.25
1	C	275	GLU	CD-OE1	-8.59	1.16	1.25
1	A	256	GLU	CD-OE2	-8.59	1.16	1.25
1	E	278	SER	CB-OG	-8.59	1.31	1.42
1	E	275	GLU	CD-OE1	-8.59	1.16	1.25
1	C	273	GLU	CD-OE2	-8.58	1.16	1.25
1	F	273	GLU	CD-OE2	-8.58	1.16	1.25
1	A	273	GLU	CD-OE2	-8.57	1.16	1.25
1	A	278	SER	CB-OG	-8.57	1.31	1.42
1	C	256	GLU	CD-OE2	-8.57	1.16	1.25
1	D	273	GLU	CD-OE2	-8.57	1.16	1.25
1	D	278	SER	CB-OG	-8.56	1.31	1.42
1	E	275	GLU	CD-OE2	-8.56	1.16	1.25
1	A	275	GLU	CD-OE2	-8.56	1.16	1.25
1	C	287	GLU	CD-OE1	-8.55	1.16	1.25
1	D	275	GLU	CD-OE1	-8.55	1.16	1.25
1	F	287	GLU	CD-OE1	-8.55	1.16	1.25
1	E	256	GLU	CD-OE2	-8.54	1.16	1.25
1	A	287	GLU	CD-OE1	-8.54	1.16	1.25
1	D	287	GLU	CD-OE1	-8.54	1.16	1.25
1	B	275	GLU	CD-OE1	-8.54	1.16	1.25

*Continued on next page...*

*Continued from previous page...*

Mol	Chain	Res	Type	Atoms	Z	Observed(Å)	Ideal(Å)
1	E	273	GLU	CD-OE1	-8.54	1.16	1.25
1	C	281	GLU	CD-OE1	-8.53	1.16	1.25
1	E	283	GLU	CD-OE1	-8.52	1.16	1.25
1	B	273	GLU	CD-OE1	-8.52	1.16	1.25
1	B	287	GLU	CD-OE1	-8.52	1.16	1.25
1	E	287	GLU	CD-OE1	-8.52	1.16	1.25
1	B	287	GLU	CD-OE2	-8.50	1.16	1.25
1	C	256	GLU	CD-OE1	-8.50	1.16	1.25
1	F	256	GLU	CD-OE1	-8.50	1.16	1.25
1	A	286	GLU	CD-OE1	-8.50	1.16	1.25
1	B	273	GLU	CD-OE2	-8.50	1.16	1.25
1	D	286	GLU	CD-OE1	-8.50	1.16	1.25
1	E	273	GLU	CD-OE2	-8.50	1.16	1.25
1	B	256	GLU	CD-OE1	-8.49	1.16	1.25
1	E	256	GLU	CD-OE1	-8.49	1.16	1.25
1	A	256	GLU	CD-OE1	-8.49	1.16	1.25
1	B	286	GLU	CD-OE1	-8.49	1.16	1.25
1	E	286	GLU	CD-OE1	-8.49	1.16	1.25
1	C	286	GLU	CD-OE1	-8.49	1.16	1.25
1	F	286	GLU	CD-OE1	-8.49	1.16	1.25
1	A	268	GLU	CD-OE2	-8.48	1.16	1.25
1	D	256	GLU	CD-OE1	-8.48	1.16	1.25
1	A	273	GLU	CD-OE1	-8.47	1.16	1.25
1	D	273	GLU	CD-OE1	-8.47	1.16	1.25
1	C	283	GLU	CD-OE1	-8.47	1.16	1.25
1	F	281	GLU	CD-OE1	-8.47	1.16	1.25
1	E	287	GLU	CD-OE2	-8.47	1.16	1.25
1	B	281	GLU	CD-OE1	-8.46	1.16	1.25
1	A	287	GLU	CD-OE2	-8.46	1.16	1.25
1	C	273	GLU	CD-OE1	-8.45	1.16	1.25
1	F	273	GLU	CD-OE1	-8.45	1.16	1.25
1	C	268	GLU	CD-OE2	-8.44	1.16	1.25
1	C	287	GLU	CD-OE2	-8.44	1.16	1.25
1	F	247	TYR	CE2-CZ	-8.44	1.27	1.38
1	F	287	GLU	CD-OE2	-8.44	1.16	1.25
1	A	281	GLU	CD-OE2	-8.43	1.16	1.25
1	B	283	GLU	CD-OE1	-8.43	1.16	1.25
1	C	281	GLU	CD-OE2	-8.43	1.16	1.25
1	D	281	GLU	CD-OE2	-8.43	1.16	1.25
1	D	268	GLU	CD-OE2	-8.43	1.16	1.25
1	F	281	GLU	CD-OE2	-8.43	1.16	1.25
1	A	281	GLU	CD-OE1	-8.43	1.16	1.25

*Continued on next page...*

*Continued from previous page...*

Mol	Chain	Res	Type	Atoms	Z	Observed(Å)	Ideal(Å)
1	C	286	GLU	CD-OE2	-8.42	1.16	1.25
1	E	286	GLU	CD-OE2	-8.42	1.16	1.25
1	F	286	GLU	CD-OE2	-8.42	1.16	1.25
1	F	268	GLU	CD-OE2	-8.42	1.16	1.25
1	D	247	TYR	CE2-CZ	-8.41	1.27	1.38
1	E	281	GLU	CD-OE1	-8.41	1.16	1.25
1	A	268	GLU	CD-OE1	-8.41	1.16	1.25
1	B	247	TYR	CE2-CZ	-8.40	1.27	1.38
1	E	247	TYR	CE2-CZ	-8.40	1.27	1.38
1	D	281	GLU	CD-OE1	-8.40	1.16	1.25
1	F	283	GLU	CD-OE1	-8.40	1.16	1.25
1	E	281	GLU	CD-OE2	-8.40	1.16	1.25
1	A	247	TYR	CE2-CZ	-8.39	1.27	1.38
1	E	268	GLU	CD-OE1	-8.39	1.16	1.25
1	A	283	GLU	CD-OE1	-8.39	1.16	1.25
1	A	286	GLU	CD-OE2	-8.39	1.16	1.25
1	D	283	GLU	CD-OE1	-8.39	1.16	1.25
1	D	286	GLU	CD-OE2	-8.39	1.16	1.25
1	D	287	GLU	CD-OE2	-8.38	1.16	1.25
1	C	247	TYR	CE2-CZ	-8.38	1.27	1.38
1	E	268	GLU	CD-OE2	-8.36	1.16	1.25
1	B	268	GLU	CD-OE2	-8.36	1.16	1.25
1	B	286	GLU	CD-OE2	-8.34	1.16	1.25
1	C	268	GLU	CD-OE1	-8.34	1.16	1.25
1	F	268	GLU	CD-OE1	-8.34	1.16	1.25
1	D	268	GLU	CD-OE1	-8.32	1.16	1.25
1	B	281	GLU	CD-OE2	-8.32	1.16	1.25
1	B	268	GLU	CD-OE1	-8.31	1.16	1.25
1	C	267	PHE	CB-CG	-8.31	1.37	1.51
1	F	267	PHE	CB-CG	-8.30	1.37	1.51
1	E	278	SER	CA-CB	-8.29	1.40	1.52
1	A	278	SER	CA-CB	-8.27	1.40	1.52
1	B	253	GLY	N-CA	-8.27	1.33	1.46
1	D	278	SER	CA-CB	-8.27	1.40	1.52
1	E	247	TYR	CD2-CE2	-8.26	1.26	1.39
1	A	267	PHE	CB-CG	-8.26	1.37	1.51
1	D	267	PHE	CB-CG	-8.26	1.37	1.51
1	B	278	SER	CA-CB	-8.26	1.40	1.52
1	C	247	TYR	CD2-CE2	-8.25	1.26	1.39
1	B	267	PHE	CB-CG	-8.24	1.37	1.51
1	F	247	TYR	CD2-CE2	-8.24	1.26	1.39
1	C	278	SER	CA-CB	-8.24	1.40	1.52

*Continued on next page...*

*Continued from previous page...*

Mol	Chain	Res	Type	Atoms	Z	Observed(Å)	Ideal(Å)
1	F	278	SER	CA-CB	-8.24	1.40	1.52
1	B	247	TYR	CD2-CE2	-8.23	1.27	1.39
1	C	253	GLY	N-CA	-8.23	1.33	1.46
1	A	253	GLY	N-CA	-8.22	1.33	1.46
1	E	267	PHE	CB-CG	-8.22	1.37	1.51
1	D	247	TYR	CD2-CE2	-8.22	1.27	1.39
1	A	247	TYR	CB-CG	-8.22	1.39	1.51
1	A	247	TYR	CD2-CE2	-8.21	1.27	1.39
1	D	253	GLY	N-CA	-8.21	1.33	1.46
1	F	253	GLY	N-CA	-8.20	1.33	1.46
1	A	252	PHE	CB-CG	-8.17	1.37	1.51
1	E	253	GLY	N-CA	-8.17	1.33	1.46
1	F	285	GLY	N-CA	-8.16	1.33	1.46
1	B	247	TYR	CB-CG	-8.16	1.39	1.51
1	D	252	PHE	CB-CG	-8.16	1.37	1.51
1	E	247	TYR	CB-CG	-8.16	1.39	1.51
1	F	252	PHE	CB-CG	-8.16	1.37	1.51
1	B	252	PHE	CB-CG	-8.15	1.37	1.51
1	D	285	GLY	N-CA	-8.14	1.33	1.46
1	D	247	TYR	CB-CG	-8.13	1.39	1.51
1	C	285	GLY	N-CA	-8.11	1.33	1.46
1	E	252	PHE	CB-CG	-8.11	1.37	1.51
1	C	252	PHE	CB-CG	-8.10	1.37	1.51
1	A	285	GLY	N-CA	-8.10	1.33	1.46
1	B	285	GLY	N-CA	-8.10	1.33	1.46
1	E	285	GLY	N-CA	-8.09	1.33	1.46
1	C	247	TYR	CB-CG	-8.09	1.39	1.51
1	F	247	TYR	CB-CG	-8.09	1.39	1.51
1	F	247	TYR	CD1-CE1	-8.03	1.27	1.39
1	C	247	TYR	CD1-CE1	-7.98	1.27	1.39
1	D	247	TYR	CD1-CE1	-7.97	1.27	1.39
1	B	247	TYR	CD1-CE1	-7.96	1.27	1.39
1	E	247	TYR	CD1-CE1	-7.96	1.27	1.39
1	A	247	TYR	CD1-CE1	-7.95	1.27	1.39
1	A	273	GLU	CG-CD	-7.87	1.40	1.51
1	B	273	GLU	CG-CD	-7.86	1.40	1.51
1	F	274	GLY	N-CA	-7.83	1.34	1.46
1	E	268	GLU	CG-CD	-7.83	1.40	1.51
1	D	275	GLU	CG-CD	-7.82	1.40	1.51
1	C	287	GLU	CG-CD	-7.82	1.40	1.51
1	B	268	GLU	CG-CD	-7.81	1.40	1.51
1	C	273	GLU	CG-CD	-7.81	1.40	1.51

*Continued on next page...*

*Continued from previous page...*

Mol	Chain	Res	Type	Atoms	Z	Observed(Å)	Ideal(Å)
1	D	268	GLU	CG-CD	-7.81	1.40	1.51
1	F	268	GLU	CG-CD	-7.81	1.40	1.51
1	D	273	GLU	CG-CD	-7.80	1.40	1.51
1	C	268	GLU	CG-CD	-7.80	1.40	1.51
1	F	273	GLU	CG-CD	-7.80	1.40	1.51
1	E	273	GLU	CG-CD	-7.79	1.40	1.51
1	D	274	GLY	N-CA	-7.79	1.34	1.46
1	C	274	GLY	N-CA	-7.78	1.34	1.46
1	A	286	GLU	CG-CD	-7.78	1.40	1.51
1	D	286	GLU	CG-CD	-7.78	1.40	1.51
1	F	287	GLU	CG-CD	-7.78	1.40	1.51
1	F	286	GLU	CG-CD	-7.78	1.40	1.51
1	A	287	GLU	CG-CD	-7.77	1.40	1.51
1	E	274	GLY	N-CA	-7.77	1.34	1.46
1	D	287	GLU	CG-CD	-7.77	1.40	1.51
1	A	268	GLU	CG-CD	-7.76	1.40	1.51
1	B	286	GLU	CG-CD	-7.76	1.40	1.51
1	C	286	GLU	CG-CD	-7.76	1.40	1.51
1	E	287	GLU	CG-CD	-7.76	1.40	1.51
1	B	287	GLU	CG-CD	-7.76	1.40	1.51
1	E	286	GLU	CG-CD	-7.76	1.40	1.51
1	A	274	GLY	N-CA	-7.75	1.34	1.46
1	F	266	SER	CA-CB	-7.75	1.41	1.52
1	B	274	GLY	N-CA	-7.75	1.34	1.46
1	D	281	GLU	CG-CD	-7.75	1.40	1.51
1	D	283	GLU	CG-CD	-7.74	1.40	1.51
1	C	283	GLU	CG-CD	-7.74	1.40	1.51
1	E	275	GLU	CG-CD	-7.74	1.40	1.51
1	C	275	GLU	CG-CD	-7.73	1.40	1.51
1	B	266	SER	CA-CB	-7.72	1.41	1.52
1	E	266	SER	CA-CB	-7.72	1.41	1.52
1	D	266	SER	CA-CB	-7.71	1.41	1.52
1	F	275	GLU	CG-CD	-7.71	1.40	1.51
1	E	281	GLU	CG-CD	-7.71	1.40	1.51
1	A	266	SER	CA-CB	-7.71	1.41	1.52
1	C	266	SER	CA-CB	-7.70	1.41	1.52
1	A	275	GLU	CG-CD	-7.69	1.40	1.51
1	B	275	GLU	CG-CD	-7.69	1.40	1.51
1	A	256	GLU	CG-CD	-7.69	1.40	1.51
1	D	256	GLU	CG-CD	-7.69	1.40	1.51
1	B	283	GLU	CG-CD	-7.69	1.40	1.51
1	A	283	GLU	CG-CD	-7.67	1.40	1.51

*Continued on next page...*

*Continued from previous page...*

Mol	Chain	Res	Type	Atoms	Z	Observed(Å)	Ideal(Å)
1	F	281	GLU	CG-CD	-7.67	1.40	1.51
1	B	281	GLU	CG-CD	-7.67	1.40	1.51
1	E	253	GLY	CA-C	-7.67	1.39	1.51
1	E	263	GLY	CA-C	-7.66	1.39	1.51
1	F	283	GLU	CG-CD	-7.66	1.40	1.51
1	C	256	GLU	CG-CD	-7.66	1.40	1.51
1	C	281	GLU	CG-CD	-7.66	1.40	1.51
1	A	281	GLU	CG-CD	-7.66	1.40	1.51
1	C	263	GLY	CA-C	-7.65	1.39	1.51
1	B	263	GLY	N-CA	-7.65	1.34	1.46
1	E	283	GLU	CG-CD	-7.64	1.40	1.51
1	E	263	GLY	N-CA	-7.64	1.34	1.46
1	B	253	GLY	CA-C	-7.64	1.39	1.51
1	C	263	GLY	N-CA	-7.64	1.34	1.46
1	F	263	GLY	N-CA	-7.64	1.34	1.46
1	A	263	GLY	N-CA	-7.64	1.34	1.46
1	D	263	GLY	N-CA	-7.64	1.34	1.46
1	A	277	PRO	N-CA	-7.63	1.34	1.47
1	B	256	GLU	CG-CD	-7.63	1.40	1.51
1	D	277	PRO	N-CA	-7.63	1.34	1.47
1	A	263	GLY	CA-C	-7.63	1.39	1.51
1	C	277	PRO	N-CA	-7.63	1.34	1.47
1	D	253	GLY	CA-C	-7.63	1.39	1.51
1	E	277	PRO	N-CA	-7.63	1.34	1.47
1	F	256	GLU	CG-CD	-7.63	1.40	1.51
1	E	256	GLU	CG-CD	-7.62	1.40	1.51
1	B	277	PRO	N-CA	-7.62	1.34	1.47
1	C	253	GLY	CA-C	-7.62	1.39	1.51
1	F	253	GLY	CA-C	-7.62	1.39	1.51
1	B	263	GLY	CA-C	-7.62	1.39	1.51
1	A	253	GLY	CA-C	-7.62	1.39	1.51
1	D	263	GLY	CA-C	-7.62	1.39	1.51
1	F	277	PRO	N-CA	-7.61	1.34	1.47
1	F	263	GLY	CA-C	-7.57	1.39	1.51
1	A	261	TYR	CG-CD1	-7.51	1.29	1.39
1	B	261	TYR	CG-CD1	-7.48	1.29	1.39
1	F	261	TYR	CG-CD1	-7.48	1.29	1.39
1	D	261	TYR	CG-CD1	-7.47	1.29	1.39
1	C	261	TYR	CG-CD1	-7.44	1.29	1.39
1	D	261	TYR	CE1-CZ	-7.42	1.28	1.38
1	E	261	TYR	CG-CD1	-7.42	1.29	1.39
1	B	261	TYR	CE1-CZ	-7.42	1.28	1.38

*Continued on next page...*

*Continued from previous page...*

Mol	Chain	Res	Type	Atoms	Z	Observed(Å)	Ideal(Å)
1	A	261	TYR	CE1-CZ	-7.41	1.28	1.38
1	C	261	TYR	CE1-CZ	-7.40	1.28	1.38
1	F	261	TYR	CE1-CZ	-7.40	1.28	1.38
1	E	261	TYR	CE1-CZ	-7.40	1.28	1.38
1	A	285	GLY	CA-C	-7.09	1.40	1.51
1	B	285	GLY	CA-C	-7.07	1.40	1.51
1	C	285	GLY	CA-C	-7.06	1.40	1.51
1	D	285	GLY	CA-C	-7.05	1.40	1.51
1	F	285	GLY	CA-C	-7.04	1.40	1.51
1	E	285	GLY	CA-C	-7.03	1.40	1.51
1	F	261	TYR	CG-CD2	-6.96	1.30	1.39
1	A	261	TYR	CG-CD2	-6.95	1.30	1.39
1	D	261	TYR	CG-CD2	-6.95	1.30	1.39
1	A	248	VAL	CA-CB	-6.93	1.40	1.54
1	C	261	TYR	CG-CD2	-6.93	1.30	1.39
1	C	248	VAL	CA-CB	-6.92	1.40	1.54
1	F	248	VAL	CA-CB	-6.91	1.40	1.54
1	B	261	TYR	CG-CD2	-6.91	1.30	1.39
1	D	248	VAL	CA-CB	-6.91	1.40	1.54
1	E	261	TYR	CG-CD2	-6.89	1.30	1.39
1	B	248	VAL	CA-CB	-6.86	1.40	1.54
1	E	248	VAL	CA-CB	-6.86	1.40	1.54
1	C	274	GLY	CA-C	-6.74	1.41	1.51
1	A	276	VAL	CA-CB	-6.73	1.40	1.54
1	F	276	VAL	CA-CB	-6.72	1.40	1.54
1	B	287	GLU	N-CA	-6.72	1.32	1.46
1	F	287	GLU	N-CA	-6.71	1.32	1.46
1	D	276	VAL	CA-CB	-6.71	1.40	1.54
1	E	276	VAL	CA-CB	-6.71	1.40	1.54
1	B	274	GLY	CA-C	-6.70	1.41	1.51
1	C	287	GLU	N-CA	-6.70	1.32	1.46
1	C	276	VAL	CA-CB	-6.69	1.40	1.54
1	A	287	GLU	N-CA	-6.69	1.32	1.46
1	D	287	GLU	N-CA	-6.69	1.32	1.46
1	F	274	GLY	CA-C	-6.68	1.41	1.51
1	D	280	VAL	CA-CB	-6.68	1.40	1.54
1	E	287	GLU	N-CA	-6.68	1.32	1.46
1	B	276	VAL	CA-CB	-6.68	1.40	1.54
1	E	280	VAL	CA-CB	-6.67	1.40	1.54
1	A	274	GLY	CA-C	-6.66	1.41	1.51
1	D	274	GLY	CA-C	-6.65	1.41	1.51
1	A	280	VAL	CA-CB	-6.64	1.40	1.54

*Continued on next page...*

*Continued from previous page...*

Mol	Chain	Res	Type	Atoms	Z	Observed(Å)	Ideal(Å)
1	F	280	VAL	CA-CB	-6.62	1.40	1.54
1	B	280	VAL	CA-CB	-6.62	1.40	1.54
1	C	261	TYR	CE2-CZ	-6.62	1.29	1.38
1	E	285	GLY	C-O	-6.62	1.13	1.23
1	F	285	GLY	C-O	-6.62	1.13	1.23
1	F	261	TYR	CE2-CZ	-6.62	1.29	1.38
1	E	274	GLY	CA-C	-6.62	1.41	1.51
1	C	280	VAL	CA-CB	-6.61	1.40	1.54
1	D	285	GLY	C-O	-6.61	1.13	1.23
1	C	285	GLY	C-O	-6.61	1.13	1.23
1	E	261	TYR	CE2-CZ	-6.60	1.29	1.38
1	D	261	TYR	CE2-CZ	-6.59	1.29	1.38
1	A	261	TYR	CE2-CZ	-6.58	1.29	1.38
1	C	251	VAL	CA-CB	-6.58	1.41	1.54
1	F	251	VAL	CA-CB	-6.58	1.41	1.54
1	B	251	VAL	CA-CB	-6.58	1.41	1.54
1	E	251	VAL	CA-CB	-6.58	1.41	1.54
1	D	251	VAL	CA-CB	-6.57	1.41	1.54
1	A	285	GLY	C-O	-6.56	1.13	1.23
1	B	285	GLY	C-O	-6.56	1.13	1.23
1	B	261	TYR	CE2-CZ	-6.54	1.30	1.38
1	A	251	VAL	CA-CB	-6.53	1.41	1.54
1	E	247	TYR	CZ-OH	-6.50	1.26	1.37
1	F	246	VAL	CA-CB	-6.50	1.41	1.54
1	C	247	TYR	CZ-OH	-6.49	1.26	1.37
1	B	246	VAL	CA-CB	-6.49	1.41	1.54
1	C	246	VAL	CA-CB	-6.48	1.41	1.54
1	F	247	TYR	CZ-OH	-6.48	1.26	1.37
1	D	268	GLU	N-CA	-6.48	1.33	1.46
1	A	246	VAL	CA-CB	-6.47	1.41	1.54
1	D	246	VAL	CA-CB	-6.47	1.41	1.54
1	B	247	TYR	CZ-OH	-6.47	1.26	1.37
1	C	268	GLU	N-CA	-6.47	1.33	1.46
1	F	268	GLU	N-CA	-6.47	1.33	1.46
1	E	246	VAL	CA-CB	-6.46	1.41	1.54
1	A	247	TYR	CZ-OH	-6.46	1.26	1.37
1	A	268	GLU	N-CA	-6.45	1.33	1.46
1	D	247	TYR	CZ-OH	-6.44	1.26	1.37
1	A	253	GLY	C-O	-6.44	1.13	1.23
1	B	268	GLU	N-CA	-6.44	1.33	1.46
1	E	268	GLU	N-CA	-6.44	1.33	1.46
1	A	263	GLY	C-O	-6.43	1.13	1.23

*Continued on next page...*



*Continued from previous page...*

Mol	Chain	Res	Type	Atoms	Z	Observed(Å)	Ideal(Å)
1	F	263	GLY	C-O	-6.43	1.13	1.23
1	A	282	VAL	CA-CB	-6.42	1.41	1.54
1	D	282	VAL	CA-CB	-6.42	1.41	1.54
1	C	253	GLY	C-O	-6.42	1.13	1.23
1	C	282	VAL	CA-CB	-6.42	1.41	1.54
1	F	282	VAL	CA-CB	-6.42	1.41	1.54
1	E	263	GLY	C-O	-6.41	1.13	1.23
1	B	282	VAL	CA-CB	-6.41	1.41	1.54
1	E	282	VAL	CA-CB	-6.41	1.41	1.54
1	A	256	GLU	CA-CB	-6.40	1.39	1.53
1	D	256	GLU	CA-CB	-6.40	1.39	1.53
1	C	256	GLU	CA-CB	-6.40	1.39	1.53
1	D	263	GLY	C-O	-6.40	1.13	1.23
1	E	256	GLU	CA-CB	-6.40	1.39	1.53
1	F	253	GLY	C-O	-6.39	1.13	1.23
1	C	263	GLY	C-O	-6.38	1.13	1.23
1	D	253	GLY	C-O	-6.38	1.13	1.23
1	F	256	GLU	CA-CB	-6.38	1.40	1.53
1	B	263	GLY	C-O	-6.37	1.13	1.23
1	B	253	GLY	C-O	-6.36	1.13	1.23
1	B	256	GLU	CA-CB	-6.36	1.40	1.53
1	F	248	VAL	N-CA	-6.35	1.33	1.46
1	E	253	GLY	C-O	-6.34	1.13	1.23
1	B	248	VAL	N-CA	-6.32	1.33	1.46
1	E	248	VAL	N-CA	-6.32	1.33	1.46
2	G	75	MET	CG-SD	6.32	1.97	1.81
2	J	75	MET	CG-SD	6.32	1.97	1.81
2	I	75	MET	CG-SD	6.31	1.97	1.81
2	L	75	MET	CG-SD	6.31	1.97	1.81
1	A	261	TYR	CZ-OH	-6.30	1.27	1.37
1	D	248	VAL	N-CA	-6.30	1.33	1.46
1	D	261	TYR	CZ-OH	-6.30	1.27	1.37
2	H	75	MET	CG-SD	6.30	1.97	1.81
2	K	75	MET	CG-SD	6.30	1.97	1.81
1	C	248	VAL	N-CA	-6.29	1.33	1.46
1	B	261	TYR	CZ-OH	-6.29	1.27	1.37
1	B	251	VAL	CB-CG2	-6.29	1.39	1.52
1	C	264	ILE	N-CA	-6.29	1.33	1.46
1	E	265	VAL	N-CA	-6.29	1.33	1.46
1	B	265	VAL	N-CA	-6.28	1.33	1.46
1	C	265	VAL	N-CA	-6.28	1.33	1.46
1	E	264	ILE	N-CA	-6.28	1.33	1.46

*Continued on next page...*

*Continued from previous page...*

Mol	Chain	Res	Type	Atoms	Z	Observed(Å)	Ideal(Å)
1	C	251	VAL	CB-CG2	-6.26	1.39	1.52
1	D	261	TYR	CD1-CE1	-6.26	1.29	1.39
1	A	248	VAL	N-CA	-6.26	1.33	1.46
1	C	261	TYR	CZ-OH	-6.25	1.27	1.37
1	F	265	VAL	N-CA	-6.25	1.33	1.46
1	E	251	VAL	CB-CG2	-6.25	1.39	1.52
1	A	265	VAL	N-CA	-6.25	1.33	1.46
1	D	265	VAL	N-CA	-6.25	1.33	1.46
1	F	261	TYR	CZ-OH	-6.24	1.27	1.37
1	E	261	TYR	CD1-CE1	-6.24	1.29	1.39
1	F	251	VAL	CB-CG2	-6.24	1.39	1.52
1	C	261	TYR	CD1-CE1	-6.23	1.30	1.39
1	A	264	ILE	N-CA	-6.23	1.33	1.46
1	D	264	ILE	N-CA	-6.23	1.33	1.46
1	F	264	ILE	N-CA	-6.23	1.33	1.46
1	E	271	ASN	N-CA	-6.22	1.33	1.46
1	A	251	VAL	CB-CG2	-6.22	1.39	1.52
1	D	251	VAL	CB-CG2	-6.22	1.39	1.52
1	A	261	TYR	CD1-CE1	-6.21	1.30	1.39
1	E	261	TYR	CZ-OH	-6.21	1.27	1.37
1	F	261	TYR	CD1-CE1	-6.21	1.30	1.39
1	B	264	ILE	N-CA	-6.21	1.33	1.46
1	B	256	GLU	N-CA	-6.21	1.33	1.46
1	D	271	ASN	N-CA	-6.21	1.33	1.46
1	A	271	ASN	N-CA	-6.20	1.33	1.46
1	B	276	VAL	N-CA	-6.20	1.33	1.46
1	B	282	VAL	N-CA	-6.20	1.33	1.46
1	E	282	VAL	N-CA	-6.20	1.33	1.46
1	F	271	ASN	N-CA	-6.20	1.33	1.46
1	B	271	ASN	N-CA	-6.20	1.33	1.46
1	C	282	VAL	N-CA	-6.20	1.33	1.46
1	F	282	VAL	N-CA	-6.20	1.33	1.46
1	E	261	TYR	N-CA	-6.20	1.33	1.46
1	A	282	VAL	N-CA	-6.19	1.33	1.46
1	D	276	VAL	N-CA	-6.19	1.33	1.46
1	E	256	GLU	N-CA	-6.19	1.33	1.46
1	D	282	VAL	N-CA	-6.19	1.33	1.46
1	A	256	GLU	N-CA	-6.18	1.33	1.46
1	A	276	VAL	N-CA	-6.18	1.33	1.46
1	C	271	ASN	N-CA	-6.18	1.33	1.46
1	D	256	GLU	N-CA	-6.18	1.33	1.46
1	B	261	TYR	CD1-CE1	-6.17	1.30	1.39

*Continued on next page...*

*Continued from previous page...*

Mol	Chain	Res	Type	Atoms	Z	Observed(Å)	Ideal(Å)
1	F	276	VAL	N-CA	-6.17	1.34	1.46
1	C	256	GLU	N-CA	-6.17	1.34	1.46
1	F	256	GLU	N-CA	-6.17	1.34	1.46
1	B	261	TYR	N-CA	-6.16	1.34	1.46
1	A	261	TYR	N-CA	-6.16	1.34	1.46
1	F	259	THR	CB-OG1	-6.15	1.30	1.43
1	C	261	TYR	N-CA	-6.14	1.34	1.46
1	F	261	TYR	N-CA	-6.14	1.34	1.46
1	E	262	ASN	N-CA	-6.14	1.34	1.46
1	C	250	ALA	N-CA	-6.14	1.34	1.46
1	E	276	VAL	N-CA	-6.14	1.34	1.46
1	F	250	ALA	N-CA	-6.14	1.34	1.46
1	C	276	VAL	N-CA	-6.13	1.34	1.46
1	B	262	ASN	N-CA	-6.13	1.34	1.46
1	A	251	VAL	CB-CG1	-6.13	1.40	1.52
1	A	259	THR	CB-OG1	-6.13	1.30	1.43
1	D	251	VAL	CB-CG1	-6.13	1.40	1.52
1	D	259	THR	CB-OG1	-6.13	1.30	1.43
1	E	259	THR	CB-OG1	-6.13	1.30	1.43
1	C	262	ASN	N-CA	-6.12	1.34	1.46
1	F	262	ASN	N-CA	-6.12	1.34	1.46
1	C	259	THR	CB-OG1	-6.12	1.31	1.43
1	D	261	TYR	N-CA	-6.12	1.34	1.46
1	E	250	ALA	N-CA	-6.12	1.34	1.46
1	A	262	ASN	N-CA	-6.11	1.34	1.46
1	B	255	LEU	N-CA	-6.11	1.34	1.46
1	D	255	LEU	N-CA	-6.11	1.34	1.46
1	C	255	LEU	N-CA	-6.11	1.34	1.46
1	B	250	ALA	N-CA	-6.10	1.34	1.46
1	F	255	LEU	N-CA	-6.10	1.34	1.46
1	A	260	ALA	N-CA	-6.10	1.34	1.46
1	B	259	THR	CB-OG1	-6.10	1.31	1.43
1	C	275	GLU	N-CA	-6.10	1.34	1.46
1	F	251	VAL	CB-CG1	-6.10	1.40	1.52
1	A	250	ALA	N-CA	-6.09	1.34	1.46
1	C	257	LYS	N-CA	-6.09	1.34	1.46
1	D	250	ALA	N-CA	-6.09	1.34	1.46
1	E	275	GLU	N-CA	-6.09	1.34	1.46
1	A	257	LYS	N-CA	-6.08	1.34	1.46
1	F	245	ALA	N-CA	-6.08	1.34	1.46
1	B	251	VAL	CB-CG1	-6.08	1.40	1.52
1	E	251	VAL	CB-CG1	-6.08	1.40	1.52

*Continued on next page...*

*Continued from previous page...*

Mol	Chain	Res	Type	Atoms	Z	Observed(Å)	Ideal(Å)
1	E	247	TYR	CA-CB	-6.08	1.40	1.53
1	B	245	ALA	N-CA	-6.08	1.34	1.46
1	D	262	ASN	N-CA	-6.08	1.34	1.46
1	E	255	LEU	N-CA	-6.08	1.34	1.46
1	A	275	GLU	N-CA	-6.07	1.34	1.46
1	C	251	VAL	CB-CG1	-6.07	1.40	1.52
1	D	247	TYR	CA-CB	-6.07	1.40	1.53
1	C	260	ALA	N-CA	-6.06	1.34	1.46
1	D	275	GLU	N-CA	-6.06	1.34	1.46
1	A	281	GLU	N-CA	-6.06	1.34	1.46
1	D	274	GLY	C-O	-6.06	1.14	1.23
1	D	286	GLU	N-CA	-6.06	1.34	1.46
1	B	260	ALA	N-CA	-6.06	1.34	1.46
1	B	275	GLU	N-CA	-6.06	1.34	1.46
1	E	257	LYS	N-CA	-6.06	1.34	1.46
1	A	247	TYR	CA-CB	-6.06	1.40	1.53
1	F	257	LYS	N-CA	-6.06	1.34	1.46
1	A	255	LEU	N-CA	-6.05	1.34	1.46
1	C	269	GLN	N-CA	-6.05	1.34	1.46
1	D	257	LYS	N-CA	-6.05	1.34	1.46
1	F	275	GLU	N-CA	-6.05	1.34	1.46
1	D	260	ALA	N-CA	-6.05	1.34	1.46
1	B	247	TYR	CA-CB	-6.05	1.40	1.53
1	B	286	GLU	N-CA	-6.05	1.34	1.46
1	E	281	GLU	N-CA	-6.05	1.34	1.46
1	E	260	ALA	N-CA	-6.05	1.34	1.46
1	A	286	GLU	N-CA	-6.05	1.34	1.46
1	C	245	ALA	N-CA	-6.05	1.34	1.46
1	F	260	ALA	N-CA	-6.05	1.34	1.46
1	B	257	LYS	N-CA	-6.04	1.34	1.46
1	D	245	ALA	N-CA	-6.04	1.34	1.46
1	E	245	ALA	N-CA	-6.04	1.34	1.46
1	C	247	TYR	CA-CB	-6.04	1.40	1.53
1	F	247	TYR	CA-CB	-6.04	1.40	1.53
1	E	274	GLY	C-O	-6.03	1.14	1.23
1	A	274	GLY	C-O	-6.03	1.14	1.23
1	F	269	GLN	N-CA	-6.03	1.34	1.46
1	A	245	ALA	N-CA	-6.03	1.34	1.46
1	C	281	GLU	N-CA	-6.03	1.34	1.46
1	C	286	GLU	N-CA	-6.03	1.34	1.46
1	D	281	GLU	N-CA	-6.03	1.34	1.46
1	C	274	GLY	C-O	-6.02	1.14	1.23

*Continued on next page...*

*Continued from previous page...*

Mol	Chain	Res	Type	Atoms	Z	Observed(Å)	Ideal(Å)
1	A	269	GLN	N-CA	-6.02	1.34	1.46
1	E	286	GLU	N-CA	-6.02	1.34	1.46
1	C	252	PHE	CG-CD2	-6.02	1.29	1.38
1	C	252	PHE	CA-CB	-6.02	1.40	1.53
1	F	274	GLY	C-O	-6.01	1.14	1.23
1	C	252	PHE	C-N	-6.01	1.22	1.33
1	F	286	GLU	N-CA	-6.01	1.34	1.46
1	B	281	GLU	N-CA	-6.01	1.34	1.46
1	F	252	PHE	C-N	-6.01	1.22	1.33
1	A	257	LYS	CA-CB	-6.01	1.40	1.53
1	D	257	LYS	CA-CB	-6.01	1.40	1.53
1	D	272	ALA	N-CA	-6.00	1.34	1.46
1	B	252	PHE	C-N	-5.99	1.22	1.33
1	B	257	LYS	CA-CB	-5.99	1.40	1.53
1	B	272	ALA	N-CA	-5.99	1.34	1.46
1	C	270	LEU	N-CA	-5.99	1.34	1.46
1	B	252	PHE	CG-CD2	-5.99	1.29	1.38
1	B	269	GLN	N-CA	-5.99	1.34	1.46
1	E	269	GLN	N-CA	-5.99	1.34	1.46
1	A	270	LEU	N-CA	-5.99	1.34	1.46
1	D	270	LEU	N-CA	-5.99	1.34	1.46
1	B	274	GLY	C-O	-5.99	1.14	1.23
1	E	252	PHE	CG-CD2	-5.99	1.29	1.38
1	E	270	LEU	N-CA	-5.99	1.34	1.46
1	F	281	GLU	N-CA	-5.99	1.34	1.46
1	C	257	LYS	CA-CB	-5.98	1.40	1.53
1	F	252	PHE	CA-CB	-5.98	1.40	1.53
1	F	257	LYS	CA-CB	-5.98	1.40	1.53
1	F	270	LEU	N-CA	-5.98	1.34	1.46
1	E	252	PHE	CA-CB	-5.98	1.40	1.53
1	D	252	PHE	CA-CB	-5.98	1.40	1.53
1	A	252	PHE	CA-CB	-5.98	1.40	1.53
1	D	269	GLN	N-CA	-5.98	1.34	1.46
1	A	252	PHE	CG-CD2	-5.97	1.29	1.38
1	D	252	PHE	CG-CD2	-5.97	1.29	1.38
1	F	265	VAL	CA-CB	-5.97	1.42	1.54
1	F	272	ALA	N-CA	-5.97	1.34	1.46
1	C	272	ALA	N-CA	-5.97	1.34	1.46
1	B	247	TYR	N-CA	-5.97	1.34	1.46
1	F	252	PHE	CG-CD2	-5.97	1.29	1.38
1	B	252	PHE	CA-CB	-5.96	1.40	1.53
1	B	281	GLU	CA-CB	-5.96	1.40	1.53

*Continued on next page...*

*Continued from previous page...*

Mol	Chain	Res	Type	Atoms	Z	Observed(Å)	Ideal(Å)
1	E	272	ALA	N-CA	-5.96	1.34	1.46
1	A	277	PRO	CA-CB	-5.96	1.41	1.53
1	E	252	PHE	C-N	-5.96	1.22	1.33
1	E	257	LYS	CA-CB	-5.96	1.40	1.53
1	C	247	TYR	N-CA	-5.96	1.34	1.46
1	D	264	ILE	CA-CB	-5.96	1.41	1.54
1	A	264	ILE	CA-CB	-5.96	1.41	1.54
1	C	278	SER	N-CA	-5.96	1.34	1.46
1	B	270	LEU	N-CA	-5.95	1.34	1.46
1	A	252	PHE	C-N	-5.95	1.22	1.33
1	D	252	PHE	C-N	-5.95	1.22	1.33
1	E	247	TYR	N-CA	-5.95	1.34	1.46
1	A	265	VAL	CA-CB	-5.95	1.42	1.54
1	D	265	VAL	CA-CB	-5.95	1.42	1.54
1	F	247	TYR	N-CA	-5.95	1.34	1.46
1	C	277	PRO	CA-CB	-5.95	1.41	1.53
1	F	258	GLN	N-CA	-5.95	1.34	1.46
1	D	247	TYR	N-CA	-5.94	1.34	1.46
1	F	281	GLU	CA-CB	-5.94	1.40	1.53
1	A	266	SER	N-CA	-5.94	1.34	1.46
1	C	265	VAL	CA-CB	-5.94	1.42	1.54
1	A	247	TYR	N-CA	-5.94	1.34	1.46
1	B	273	GLU	CA-CB	-5.94	1.40	1.53
1	E	281	GLU	CA-CB	-5.94	1.40	1.53
1	B	278	SER	N-CA	-5.94	1.34	1.46
1	C	281	GLU	CA-CB	-5.94	1.40	1.53
1	F	277	PRO	CA-CB	-5.94	1.41	1.53
1	B	265	VAL	CA-CB	-5.93	1.42	1.54
1	B	258	GLN	N-CA	-5.93	1.34	1.46
1	C	258	GLN	N-CA	-5.93	1.34	1.46
1	D	277	PRO	CA-CB	-5.93	1.41	1.53
1	E	258	GLN	N-CA	-5.93	1.34	1.46
1	E	277	PRO	CA-CB	-5.93	1.41	1.53
1	A	272	ALA	N-CA	-5.93	1.34	1.46
1	A	281	GLU	CA-CB	-5.93	1.41	1.53
1	B	264	ILE	CA-CB	-5.93	1.41	1.54
1	C	264	ILE	CA-CB	-5.93	1.41	1.54
1	E	284	ALA	C-N	-5.93	1.22	1.33
1	F	266	SER	N-CA	-5.93	1.34	1.46
1	E	278	SER	N-CA	-5.93	1.34	1.46
1	F	278	SER	N-CA	-5.92	1.34	1.46
1	F	284	ALA	C-N	-5.92	1.22	1.33

*Continued on next page...*

*Continued from previous page...*

Mol	Chain	Res	Type	Atoms	Z	Observed(Å)	Ideal(Å)
1	A	258	GLN	N-CA	-5.92	1.34	1.46
1	B	284	ALA	CA-CB	-5.92	1.40	1.52
1	D	258	GLN	N-CA	-5.92	1.34	1.46
1	D	283	GLU	N-CA	-5.92	1.34	1.46
1	D	273	GLU	CA-CB	-5.92	1.41	1.53
1	E	265	VAL	CA-CB	-5.92	1.42	1.54
1	E	264	ILE	CA-CB	-5.92	1.41	1.54
1	A	249	LYS	CA-CB	-5.92	1.41	1.53
1	F	264	ILE	CA-CB	-5.92	1.41	1.54
1	B	266	SER	N-CA	-5.91	1.34	1.46
1	C	249	LYS	N-CA	-5.91	1.34	1.46
1	C	273	GLU	CA-CB	-5.91	1.41	1.53
1	E	284	ALA	CA-CB	-5.91	1.40	1.52
1	F	273	GLU	CA-CB	-5.91	1.41	1.53
1	A	273	GLU	CA-CB	-5.91	1.41	1.53
1	B	277	PRO	CA-CB	-5.91	1.41	1.53
1	D	266	SER	N-CA	-5.90	1.34	1.46
1	A	249	LYS	N-CA	-5.90	1.34	1.46
1	A	278	SER	N-CA	-5.90	1.34	1.46
1	B	249	LYS	N-CA	-5.90	1.34	1.46
1	D	249	LYS	CA-CB	-5.90	1.41	1.53
1	D	278	SER	N-CA	-5.90	1.34	1.46
1	C	266	SER	N-CA	-5.90	1.34	1.46
1	D	281	GLU	CA-CB	-5.90	1.41	1.53
1	F	249	LYS	N-CA	-5.90	1.34	1.46
1	C	284	ALA	C-N	-5.90	1.22	1.33
1	F	284	ALA	CA-CB	-5.89	1.40	1.52
1	F	283	GLU	N-CA	-5.89	1.34	1.46
1	B	286	GLU	CA-CB	-5.89	1.41	1.53
1	C	249	LYS	CA-CB	-5.89	1.41	1.53
1	D	249	LYS	N-CA	-5.89	1.34	1.46
1	E	273	GLU	CA-CB	-5.89	1.41	1.53
1	F	286	GLU	CA-CB	-5.89	1.41	1.53
1	B	249	LYS	CA-CB	-5.88	1.41	1.53
1	E	249	LYS	CA-CB	-5.88	1.41	1.53
1	F	249	LYS	CA-CB	-5.88	1.41	1.53
1	B	277	PRO	CA-C	-5.88	1.41	1.52
1	C	275	GLU	CA-CB	-5.88	1.41	1.53
1	D	284	ALA	CA-CB	-5.88	1.40	1.52
1	B	275	GLU	CA-CB	-5.88	1.41	1.53
1	C	283	GLU	N-CA	-5.88	1.34	1.46
1	E	266	SER	N-CA	-5.88	1.34	1.46

*Continued on next page...*

*Continued from previous page...*

Mol	Chain	Res	Type	Atoms	Z	Observed(Å)	Ideal(Å)
1	E	275	GLU	CA-CB	-5.88	1.41	1.53
1	E	286	GLU	CA-CB	-5.88	1.41	1.53
1	A	284	ALA	CA-CB	-5.88	1.40	1.52
1	A	275	GLU	CA-CB	-5.88	1.41	1.53
1	E	268	GLU	CB-CG	-5.88	1.41	1.52
1	B	267	PHE	CG-CD2	-5.88	1.29	1.38
1	E	249	LYS	N-CA	-5.88	1.34	1.46
1	E	267	PHE	CG-CD2	-5.88	1.29	1.38
1	F	268	GLU	CB-CG	-5.88	1.41	1.52
1	B	262	ASN	C-N	-5.88	1.22	1.33
1	B	267	PHE	CA-CB	-5.88	1.41	1.53
1	A	268	GLU	CB-CG	-5.87	1.41	1.52
1	A	283	GLU	N-CA	-5.87	1.34	1.46
1	C	284	ALA	CA-CB	-5.87	1.40	1.52
1	B	268	GLU	CB-CG	-5.87	1.41	1.52
1	B	284	ALA	C-N	-5.87	1.22	1.33
1	D	284	ALA	C-N	-5.87	1.22	1.33
1	B	283	GLU	N-CA	-5.87	1.34	1.46
1	C	262	ASN	C-N	-5.86	1.22	1.33
1	C	277	PRO	CA-C	-5.86	1.41	1.52
1	A	275	GLU	CB-CG	-5.86	1.41	1.52
1	D	275	GLU	CA-CB	-5.86	1.41	1.53
1	E	277	PRO	CA-C	-5.86	1.41	1.52
1	F	256	GLU	CB-CG	-5.86	1.41	1.52
1	A	267	PHE	CA-CB	-5.86	1.41	1.53
1	C	267	PHE	CA-CB	-5.86	1.41	1.53
1	E	262	ASN	C-N	-5.86	1.22	1.33
1	F	267	PHE	CA-CB	-5.86	1.41	1.53
1	F	267	PHE	CG-CD2	-5.86	1.29	1.38
1	E	283	GLU	N-CA	-5.86	1.34	1.46
1	D	284	ALA	N-CA	-5.85	1.34	1.46
1	C	286	GLU	CA-CB	-5.85	1.41	1.53
1	D	287	GLU	CA-CB	-5.85	1.41	1.53
1	C	268	GLU	CB-CG	-5.85	1.41	1.52
1	B	256	GLU	CB-CG	-5.85	1.41	1.52
1	B	258	GLN	CA-CB	-5.85	1.41	1.53
1	C	256	GLU	CB-CG	-5.85	1.41	1.52
1	D	252	PHE	N-CA	-5.85	1.34	1.46
1	E	256	GLU	CB-CG	-5.85	1.41	1.52
1	F	275	GLU	CA-CB	-5.84	1.41	1.53
1	B	273	GLU	C-N	-5.84	1.22	1.33
1	E	273	GLU	C-N	-5.84	1.22	1.33

*Continued on next page...*



*Continued from previous page...*

Mol	Chain	Res	Type	Atoms	Z	Observed(Å)	Ideal(Å)
1	F	277	PRO	CA-C	-5.84	1.41	1.52
1	C	246	VAL	N-CA	-5.84	1.34	1.46
1	D	286	GLU	CA-CB	-5.84	1.41	1.53
1	C	287	GLU	CA-CB	-5.84	1.41	1.53
1	D	262	ASN	C-N	-5.84	1.22	1.33
1	D	277	PRO	CA-C	-5.84	1.41	1.52
1	E	267	PHE	CA-CB	-5.84	1.41	1.53
1	D	268	GLU	CB-CG	-5.83	1.41	1.52
1	F	246	VAL	N-CA	-5.83	1.34	1.46
1	A	258	GLN	CA-CB	-5.83	1.41	1.53
1	F	287	GLU	CA-CB	-5.83	1.41	1.53
1	A	277	PRO	CA-C	-5.83	1.41	1.52
1	A	252	PHE	N-CA	-5.83	1.34	1.46
1	A	262	ASN	C-N	-5.83	1.22	1.33
1	A	286	GLU	CA-CB	-5.83	1.41	1.53
1	A	256	GLU	CB-CG	-5.83	1.41	1.52
1	A	283	GLU	CB-CG	-5.83	1.41	1.52
1	D	256	GLU	CB-CG	-5.83	1.41	1.52
1	F	283	GLU	CB-CG	-5.83	1.41	1.52
1	F	251	VAL	N-CA	-5.82	1.34	1.46
1	F	252	PHE	N-CA	-5.82	1.34	1.46
1	A	284	ALA	C-N	-5.82	1.22	1.33
1	E	268	GLU	CA-CB	-5.82	1.41	1.53
1	A	287	GLU	CA-CB	-5.82	1.41	1.53
1	A	284	ALA	N-CA	-5.81	1.34	1.46
1	A	286	GLU	CB-CG	-5.81	1.41	1.52
1	B	287	GLU	CA-CB	-5.81	1.41	1.53
1	C	251	VAL	N-CA	-5.81	1.34	1.46
1	D	268	GLU	CA-CB	-5.81	1.41	1.53
1	E	287	GLU	CA-CB	-5.81	1.41	1.53
1	F	262	ASN	C-N	-5.81	1.22	1.33
1	A	251	VAL	N-CA	-5.81	1.34	1.46
1	B	268	GLU	CA-CB	-5.81	1.41	1.53
1	D	267	PHE	CA-CB	-5.81	1.41	1.53
1	D	267	PHE	CG-CD2	-5.81	1.30	1.38
1	B	275	GLU	CB-CG	-5.81	1.41	1.52
1	B	284	ALA	N-CA	-5.81	1.34	1.46
1	E	275	GLU	CB-CG	-5.81	1.41	1.52
1	E	284	ALA	N-CA	-5.81	1.34	1.46
1	B	251	VAL	N-CA	-5.81	1.34	1.46
1	E	251	VAL	N-CA	-5.81	1.34	1.46
1	B	282	VAL	C-O	-5.80	1.12	1.23

*Continued on next page...*

*Continued from previous page...*

Mol	Chain	Res	Type	Atoms	Z	Observed(Å)	Ideal(Å)
1	D	283	GLU	CB-CG	-5.80	1.41	1.52
1	E	258	GLN	CA-CB	-5.80	1.41	1.53
1	E	282	VAL	C-O	-5.80	1.12	1.23
1	F	275	GLU	CB-CG	-5.80	1.41	1.52
1	C	284	ALA	N-CA	-5.80	1.34	1.46
1	D	275	GLU	CB-CG	-5.80	1.41	1.52
1	A	246	VAL	N-CA	-5.80	1.34	1.46
1	C	267	PHE	CG-CD2	-5.80	1.30	1.38
1	C	286	GLU	CB-CG	-5.80	1.41	1.52
1	D	251	VAL	N-CA	-5.80	1.34	1.46
1	D	282	VAL	C-O	-5.80	1.12	1.23
1	E	252	PHE	N-CA	-5.80	1.34	1.46
1	F	284	ALA	N-CA	-5.80	1.34	1.46
1	F	286	GLU	CB-CG	-5.80	1.41	1.52
1	B	283	GLU	CB-CG	-5.80	1.41	1.52
1	C	252	PHE	N-CA	-5.80	1.34	1.46
1	C	275	GLU	CB-CG	-5.80	1.41	1.52
1	C	283	GLU	CB-CG	-5.80	1.41	1.52
1	F	258	GLN	CA-CB	-5.80	1.41	1.53
1	B	246	VAL	N-CA	-5.79	1.34	1.46
1	B	252	PHE	N-CA	-5.79	1.34	1.46
1	A	267	PHE	CG-CD2	-5.79	1.30	1.38
1	C	258	GLN	CA-CB	-5.79	1.41	1.53
1	D	258	GLN	CA-CB	-5.79	1.41	1.53
1	F	282	VAL	C-O	-5.79	1.12	1.23
1	B	269	GLN	C-O	-5.79	1.12	1.23
1	C	268	GLU	CA-CB	-5.79	1.41	1.53
1	E	246	VAL	N-CA	-5.79	1.34	1.46
1	F	268	GLU	CA-CB	-5.79	1.41	1.53
1	A	273	GLU	C-N	-5.78	1.22	1.33
1	D	281	GLU	CB-CG	-5.78	1.41	1.52
1	A	282	VAL	C-O	-5.78	1.12	1.23
1	C	273	GLU	C-N	-5.78	1.22	1.33
1	D	273	GLU	C-N	-5.78	1.22	1.33
1	F	267	PHE	N-CA	-5.78	1.34	1.46
1	F	280	VAL	N-CA	-5.78	1.34	1.46
1	C	287	GLU	CB-CG	-5.78	1.41	1.52
1	D	280	VAL	N-CA	-5.78	1.34	1.46
1	F	287	GLU	CB-CG	-5.78	1.41	1.52
1	E	286	GLU	CB-CG	-5.77	1.41	1.52
1	A	269	GLN	C-O	-5.77	1.12	1.23
1	D	246	VAL	N-CA	-5.77	1.34	1.46

*Continued on next page...*

*Continued from previous page...*

Mol	Chain	Res	Type	Atoms	Z	Observed(Å)	Ideal(Å)
1	D	269	GLN	C-O	-5.77	1.12	1.23
1	D	286	GLU	CB-CG	-5.77	1.41	1.52
1	A	267	PHE	N-CA	-5.77	1.34	1.46
1	A	281	GLU	CB-CG	-5.77	1.41	1.52
1	B	280	VAL	N-CA	-5.77	1.34	1.46
1	D	279	ASN	N-CA	-5.77	1.34	1.46
1	E	283	GLU	CB-CG	-5.77	1.41	1.52
1	B	287	GLU	CB-CG	-5.77	1.41	1.52
1	C	282	VAL	C-O	-5.77	1.12	1.23
1	E	287	GLU	CB-CG	-5.77	1.41	1.52
1	F	273	GLU	C-N	-5.77	1.22	1.33
1	A	287	GLU	CB-CG	-5.76	1.41	1.52
1	B	279	ASN	N-CA	-5.76	1.34	1.46
1	E	269	GLN	C-O	-5.76	1.12	1.23
1	E	267	PHE	N-CA	-5.76	1.34	1.46
1	A	268	GLU	CA-CB	-5.76	1.41	1.53
1	C	280	VAL	N-CA	-5.76	1.34	1.46
1	D	287	GLU	CB-CG	-5.76	1.41	1.52
1	C	267	PHE	N-CA	-5.76	1.34	1.46
1	B	267	PHE	N-CA	-5.76	1.34	1.46
1	A	273	GLU	CB-CG	-5.75	1.41	1.52
1	C	273	GLU	CB-CG	-5.75	1.41	1.52
1	F	279	ASN	N-CA	-5.75	1.34	1.46
1	A	280	VAL	N-CA	-5.75	1.34	1.46
1	B	286	GLU	CB-CG	-5.75	1.41	1.52
1	C	269	GLN	CA-CB	-5.74	1.41	1.53
1	F	269	GLN	CA-CB	-5.74	1.41	1.53
1	B	281	GLU	CB-CG	-5.74	1.41	1.52
1	D	267	PHE	N-CA	-5.74	1.34	1.46
1	E	269	GLN	CA-CB	-5.74	1.41	1.53
1	E	279	ASN	N-CA	-5.74	1.34	1.46
1	A	276	VAL	C-N	-5.74	1.23	1.34
1	F	269	GLN	C-O	-5.74	1.12	1.23
1	A	269	GLN	CA-CB	-5.74	1.41	1.53
1	C	269	GLN	C-O	-5.74	1.12	1.23
1	D	269	GLN	CA-CB	-5.74	1.41	1.53
1	E	280	VAL	N-CA	-5.74	1.34	1.46
1	B	269	GLN	CA-CB	-5.73	1.41	1.53
1	A	279	ASN	N-CA	-5.72	1.34	1.46
1	B	273	GLU	CB-CG	-5.72	1.41	1.52
1	C	276	VAL	CB-CG1	-5.72	1.40	1.52
1	E	281	GLU	CB-CG	-5.72	1.41	1.52

*Continued on next page...*

*Continued from previous page...*

Mol	Chain	Res	Type	Atoms	Z	Observed(Å)	Ideal(Å)
1	A	254	ASP	N-CA	-5.72	1.34	1.46
1	B	254	ASP	N-CA	-5.72	1.34	1.46
1	C	254	ASP	N-CA	-5.72	1.34	1.46
1	C	265	VAL	CB-CG1	-5.72	1.40	1.52
1	F	254	ASP	N-CA	-5.72	1.34	1.46
1	F	281	GLU	CB-CG	-5.72	1.41	1.52
1	D	252	PHE	CG-CD1	-5.72	1.30	1.38
1	B	276	VAL	C-N	-5.71	1.23	1.34
1	C	276	VAL	C-N	-5.71	1.23	1.34
1	E	273	GLU	CB-CG	-5.71	1.41	1.52
1	F	276	VAL	C-N	-5.71	1.23	1.34
1	F	273	GLU	CB-CG	-5.71	1.41	1.52
1	D	276	VAL	C-N	-5.71	1.23	1.34
1	F	276	VAL	CB-CG1	-5.71	1.40	1.52
1	A	259	THR	N-CA	-5.70	1.34	1.46
1	B	276	VAL	CB-CG1	-5.70	1.40	1.52
1	E	276	VAL	C-N	-5.70	1.23	1.34
1	E	276	VAL	CB-CG1	-5.70	1.40	1.52
1	B	259	THR	N-CA	-5.70	1.34	1.46
1	D	265	VAL	CB-CG1	-5.70	1.40	1.52
1	E	259	THR	N-CA	-5.70	1.34	1.46
1	F	259	THR	N-CA	-5.70	1.34	1.46
1	C	281	GLU	CB-CG	-5.70	1.41	1.52
1	D	254	ASP	N-CA	-5.70	1.34	1.46
1	B	265	VAL	CB-CG1	-5.69	1.40	1.52
1	C	279	ASN	N-CA	-5.69	1.34	1.46
1	E	254	ASP	N-CA	-5.69	1.34	1.46
1	A	273	GLU	N-CA	-5.69	1.34	1.46
1	C	282	VAL	CB-CG2	-5.69	1.41	1.52
1	D	273	GLU	CB-CG	-5.69	1.41	1.52
1	F	282	VAL	CB-CG2	-5.69	1.41	1.52
1	A	283	GLU	CA-CB	-5.69	1.41	1.53
1	F	265	VAL	CB-CG1	-5.69	1.41	1.52
1	A	276	VAL	CB-CG1	-5.68	1.41	1.52
1	E	265	VAL	CB-CG1	-5.68	1.41	1.52
1	C	283	GLU	CA-CB	-5.68	1.41	1.53
1	D	283	GLU	CA-CB	-5.68	1.41	1.53
1	F	283	GLU	CA-CB	-5.67	1.41	1.53
1	D	276	VAL	CB-CG1	-5.67	1.41	1.52
1	E	246	VAL	CB-CG2	-5.67	1.41	1.52
1	B	282	VAL	CB-CG2	-5.67	1.41	1.52
1	C	252	PHE	CG-CD1	-5.67	1.30	1.38

*Continued on next page...*

*Continued from previous page...*

Mol	Chain	Res	Type	Atoms	Z	Observed(Å)	Ideal(Å)
1	E	282	VAL	CB-CG2	-5.67	1.41	1.52
1	F	252	PHE	CG-CD1	-5.67	1.30	1.38
1	C	259	THR	N-CA	-5.66	1.35	1.46
1	A	265	VAL	CB-CG1	-5.66	1.41	1.52
1	D	259	THR	N-CA	-5.66	1.35	1.46
1	B	283	GLU	CA-CB	-5.66	1.41	1.53
1	E	283	GLU	CA-CB	-5.66	1.41	1.53
1	A	282	VAL	CB-CG2	-5.66	1.41	1.52
1	D	282	VAL	CB-CG2	-5.66	1.41	1.52
1	E	273	GLU	N-CA	-5.65	1.35	1.46
1	F	273	GLU	N-CA	-5.65	1.35	1.46
1	D	273	GLU	N-CA	-5.64	1.35	1.46
1	E	248	VAL	CB-CG2	-5.64	1.41	1.52
1	D	246	VAL	CB-CG2	-5.63	1.41	1.52
1	B	252	PHE	CG-CD1	-5.63	1.30	1.38
1	E	252	PHE	CG-CD1	-5.63	1.30	1.38
1	C	246	VAL	CB-CG2	-5.63	1.41	1.52
1	E	267	PHE	CG-CD1	-5.63	1.30	1.38
1	F	246	VAL	CB-CG2	-5.63	1.41	1.52
1	B	246	VAL	CB-CG2	-5.62	1.41	1.52
1	A	252	PHE	CG-CD1	-5.62	1.30	1.38
1	A	267	PHE	CG-CD1	-5.62	1.30	1.38
1	A	246	VAL	CB-CG2	-5.62	1.41	1.52
1	B	259	THR	C-O	-5.62	1.12	1.23
1	E	259	THR	C-O	-5.62	1.12	1.23
1	C	273	GLU	N-CA	-5.62	1.35	1.46
1	D	259	THR	C-O	-5.62	1.12	1.23
1	B	267	PHE	CG-CD1	-5.62	1.30	1.38
1	A	248	VAL	CB-CG1	-5.62	1.41	1.52
1	B	273	GLU	N-CA	-5.62	1.35	1.46
1	B	248	VAL	CB-CG2	-5.61	1.41	1.52
1	C	280	VAL	CB-CG1	-5.61	1.41	1.52
1	F	259	THR	C-O	-5.61	1.12	1.23
1	C	248	VAL	CB-CG2	-5.61	1.41	1.52
1	C	267	PHE	CG-CD1	-5.61	1.30	1.38
1	F	267	PHE	CG-CD1	-5.61	1.30	1.38
1	A	251	VAL	C-O	-5.60	1.12	1.23
1	E	251	VAL	C-O	-5.60	1.12	1.23
1	A	259	THR	C-O	-5.60	1.12	1.23
1	A	246	VAL	CB-CG1	-5.59	1.41	1.52
1	B	248	VAL	CB-CG1	-5.59	1.41	1.52
1	E	248	VAL	CB-CG1	-5.59	1.41	1.52

*Continued on next page...*

*Continued from previous page...*

Mol	Chain	Res	Type	Atoms	Z	Observed(Å)	Ideal(Å)
1	D	251	VAL	C-O	-5.59	1.12	1.23
1	A	248	VAL	CB-CG2	-5.59	1.41	1.52
1	F	248	VAL	CB-CG2	-5.59	1.41	1.52
1	A	280	VAL	CB-CG2	-5.59	1.41	1.52
1	C	259	THR	C-O	-5.59	1.12	1.23
1	F	251	VAL	C-O	-5.59	1.12	1.23
1	D	280	VAL	CB-CG1	-5.59	1.41	1.52
1	B	246	VAL	CB-CG1	-5.58	1.41	1.52
1	E	246	VAL	CB-CG1	-5.58	1.41	1.52
1	B	280	VAL	CB-CG2	-5.58	1.41	1.52
1	C	246	VAL	CB-CG1	-5.58	1.41	1.52
1	D	267	PHE	CG-CD1	-5.58	1.30	1.38
1	B	257	LYS	C-O	-5.58	1.12	1.23
1	F	246	VAL	CB-CG1	-5.58	1.41	1.52
1	F	280	VAL	CB-CG1	-5.58	1.41	1.52
1	D	246	VAL	CB-CG1	-5.58	1.41	1.52
1	B	251	VAL	C-O	-5.58	1.12	1.23
1	C	280	VAL	CB-CG2	-5.57	1.41	1.52
1	E	280	VAL	CB-CG2	-5.57	1.41	1.52
1	F	280	VAL	CB-CG2	-5.57	1.41	1.52
1	C	248	VAL	CB-CG1	-5.57	1.41	1.52
1	F	248	VAL	CB-CG1	-5.57	1.41	1.52
1	D	248	VAL	CB-CG2	-5.57	1.41	1.52
1	B	280	VAL	CB-CG1	-5.57	1.41	1.52
1	E	280	VAL	CB-CG1	-5.56	1.41	1.52
1	B	282	VAL	CB-CG1	-5.56	1.41	1.52
1	F	270	LEU	CA-CB	-5.56	1.41	1.53
1	C	282	VAL	CB-CG1	-5.56	1.41	1.52
1	D	280	VAL	CB-CG2	-5.56	1.41	1.52
1	A	280	VAL	CB-CG1	-5.56	1.41	1.52
1	C	270	LEU	CA-CB	-5.55	1.41	1.53
1	D	248	VAL	CB-CG1	-5.55	1.41	1.52
1	D	282	VAL	CB-CG1	-5.55	1.41	1.52
1	E	270	LEU	CA-CB	-5.55	1.41	1.53
1	C	251	VAL	C-O	-5.55	1.12	1.23
1	E	282	VAL	CB-CG1	-5.55	1.41	1.52
1	E	261	TYR	C-O	-5.55	1.12	1.23
1	A	282	VAL	CB-CG1	-5.54	1.41	1.52
1	E	257	LYS	C-O	-5.54	1.12	1.23
1	A	270	LEU	CA-CB	-5.54	1.41	1.53
1	B	270	LEU	CA-CB	-5.54	1.41	1.53
1	D	270	LEU	CA-CB	-5.54	1.41	1.53

*Continued on next page...*

*Continued from previous page...*

Mol	Chain	Res	Type	Atoms	Z	Observed(Å)	Ideal(Å)
1	B	261	TYR	C-O	-5.54	1.12	1.23
1	C	261	TYR	C-O	-5.54	1.12	1.23
1	F	287	GLU	C-O	-5.54	1.12	1.23
1	F	282	VAL	CB-CG1	-5.53	1.41	1.52
1	B	254	ASP	CA-CB	-5.53	1.41	1.53
1	C	255	LEU	CA-CB	-5.53	1.41	1.53
1	F	261	TYR	C-O	-5.53	1.12	1.23
1	A	254	ASP	CA-CB	-5.52	1.41	1.53
1	F	254	ASP	CA-CB	-5.52	1.41	1.53
1	A	255	LEU	CA-CB	-5.52	1.41	1.53
1	A	261	TYR	C-O	-5.52	1.12	1.23
1	D	261	TYR	C-O	-5.52	1.12	1.23
1	B	255	LEU	CA-CB	-5.52	1.41	1.53
1	E	254	ASP	CA-CB	-5.52	1.41	1.53
1	E	255	LEU	CA-CB	-5.52	1.41	1.53
1	D	257	LYS	C-O	-5.51	1.12	1.23
1	F	255	LEU	CA-CB	-5.51	1.41	1.53
1	D	255	LEU	CA-CB	-5.50	1.41	1.53
1	C	254	ASP	CA-CB	-5.50	1.41	1.53
1	A	257	LYS	C-O	-5.49	1.12	1.23
1	C	257	LYS	C-O	-5.49	1.12	1.23
1	D	254	ASP	CA-CB	-5.49	1.41	1.53
1	D	287	GLU	C-O	-5.49	1.12	1.23
1	F	257	LYS	C-O	-5.49	1.12	1.23
1	C	287	GLU	C-O	-5.49	1.12	1.23
1	F	255	LEU	C-O	-5.49	1.12	1.23
1	E	265	VAL	CB-CG2	-5.48	1.41	1.52
1	A	254	ASP	CB-CG	-5.48	1.40	1.51
1	E	255	LEU	C-O	-5.48	1.12	1.23
1	B	255	LEU	C-O	-5.48	1.12	1.23
1	B	254	ASP	CB-CG	-5.47	1.40	1.51
1	F	252	PHE	C-O	-5.47	1.12	1.23
1	D	255	LEU	C-O	-5.46	1.12	1.23
1	A	255	LEU	C-O	-5.46	1.12	1.23
1	A	265	VAL	CB-CG2	-5.45	1.41	1.52
1	A	252	PHE	C-O	-5.45	1.12	1.23
1	D	252	PHE	C-O	-5.45	1.12	1.23
1	E	254	ASP	CB-CG	-5.45	1.40	1.51
1	F	265	VAL	CB-CG2	-5.45	1.41	1.52
1	B	276	VAL	CB-CG2	-5.45	1.41	1.52
1	E	276	VAL	CB-CG2	-5.45	1.41	1.52
1	C	254	ASP	CB-CG	-5.44	1.40	1.51

*Continued on next page...*

*Continued from previous page...*

Mol	Chain	Res	Type	Atoms	Z	Observed(Å)	Ideal(Å)
1	E	252	PHE	C-O	-5.44	1.13	1.23
1	F	254	ASP	CB-CG	-5.44	1.40	1.51
1	B	265	VAL	CB-CG2	-5.44	1.41	1.52
1	D	254	ASP	CB-CG	-5.44	1.40	1.51
1	C	255	LEU	C-O	-5.44	1.13	1.23
1	F	276	VAL	CB-CG2	-5.44	1.41	1.52
2	G	74	MET	CG-SD	5.44	1.95	1.81
2	I	74	MET	CG-SD	5.43	1.95	1.81
2	L	74	MET	CG-SD	5.43	1.95	1.81
2	H	74	MET	CG-SD	5.43	1.95	1.81
2	K	74	MET	CG-SD	5.43	1.95	1.81
1	B	287	GLU	C-O	-5.43	1.13	1.23
1	E	287	GLU	C-O	-5.43	1.13	1.23
1	A	276	VAL	CB-CG2	-5.42	1.41	1.52
1	C	272	ALA	C-O	-5.42	1.13	1.23
1	D	276	VAL	CB-CG2	-5.42	1.41	1.52
1	F	272	ALA	C-O	-5.42	1.13	1.23
1	D	265	VAL	CB-CG2	-5.42	1.41	1.52
1	D	272	ALA	C-O	-5.42	1.13	1.23
1	A	287	GLU	C-O	-5.42	1.13	1.23
1	C	265	VAL	CB-CG2	-5.42	1.41	1.52
1	C	276	VAL	CB-CG2	-5.40	1.41	1.52
2	J	74	MET	CG-SD	5.40	1.95	1.81
1	C	252	PHE	C-O	-5.40	1.13	1.23
1	A	272	ALA	C-O	-5.40	1.13	1.23
1	B	252	PHE	C-O	-5.39	1.13	1.23
1	E	272	ALA	C-O	-5.39	1.13	1.23
1	E	260	ALA	CA-CB	-5.38	1.41	1.52
1	D	265	VAL	C-O	-5.37	1.13	1.23
1	F	265	VAL	C-O	-5.37	1.13	1.23
1	A	260	ALA	CA-CB	-5.36	1.41	1.52
1	B	272	ALA	C-O	-5.36	1.13	1.23
1	E	265	VAL	C-O	-5.36	1.13	1.23
1	C	260	ALA	CA-CB	-5.36	1.41	1.52
1	B	265	VAL	C-O	-5.36	1.13	1.23
1	D	260	ALA	CA-CB	-5.35	1.41	1.52
1	F	260	ALA	CA-CB	-5.34	1.41	1.52
1	D	256	GLU	C-O	-5.33	1.13	1.23
1	B	260	ALA	CA-CB	-5.33	1.41	1.52
1	C	265	VAL	C-O	-5.33	1.13	1.23
1	A	265	VAL	C-O	-5.32	1.13	1.23
1	B	271	ASN	C-O	-5.31	1.13	1.23

*Continued on next page...*



*Continued from previous page...*

Mol	Chain	Res	Type	Atoms	Z	Observed(Å)	Ideal(Å)
1	C	256	GLU	C-O	-5.31	1.13	1.23
1	E	271	ASN	C-O	-5.31	1.13	1.23
1	F	248	VAL	C-N	-5.31	1.21	1.34
1	A	248	VAL	C-N	-5.31	1.21	1.34
1	D	248	VAL	C-N	-5.31	1.21	1.34
1	B	248	VAL	C-N	-5.30	1.21	1.34
1	E	245	ALA	CA-CB	-5.30	1.41	1.52
1	E	248	VAL	C-N	-5.30	1.21	1.34
1	C	281	GLU	C-O	-5.30	1.13	1.23
1	F	281	GLU	C-O	-5.30	1.13	1.23
1	B	276	VAL	C-O	-5.30	1.13	1.23
1	E	276	VAL	C-O	-5.30	1.13	1.23
1	E	281	GLU	C-N	-5.30	1.21	1.34
1	E	248	VAL	C-O	-5.29	1.13	1.23
1	B	250	ALA	CA-CB	-5.29	1.41	1.52
1	D	248	VAL	C-O	-5.29	1.13	1.23
1	E	256	GLU	C-O	-5.29	1.13	1.23
1	D	281	GLU	C-O	-5.29	1.13	1.23
1	A	245	ALA	CA-CB	-5.29	1.41	1.52
1	A	281	GLU	C-N	-5.29	1.21	1.34
1	A	256	GLU	C-O	-5.29	1.13	1.23
1	D	271	ASN	C-O	-5.29	1.13	1.23
1	B	256	GLU	C-O	-5.28	1.13	1.23
1	B	284	ALA	C-O	-5.28	1.13	1.23
1	A	248	VAL	C-O	-5.28	1.13	1.23
1	A	284	ALA	C-O	-5.28	1.13	1.23
1	C	248	VAL	C-N	-5.28	1.22	1.34
1	C	248	VAL	C-O	-5.28	1.13	1.23
1	F	248	VAL	C-O	-5.28	1.13	1.23
1	C	245	ALA	CA-CB	-5.28	1.41	1.52
1	A	271	ASN	C-O	-5.27	1.13	1.23
1	C	250	ALA	CA-CB	-5.27	1.41	1.52
1	D	284	ALA	C-O	-5.27	1.13	1.23
1	F	271	ASN	C-O	-5.27	1.13	1.23
1	B	245	ALA	CA-CB	-5.27	1.41	1.52
1	B	281	GLU	C-N	-5.27	1.22	1.34
1	C	250	ALA	C-O	-5.27	1.13	1.23
1	F	256	GLU	C-O	-5.27	1.13	1.23
1	A	281	GLU	C-O	-5.27	1.13	1.23
1	F	250	ALA	CA-CB	-5.27	1.41	1.52
1	A	276	VAL	C-O	-5.27	1.13	1.23
1	D	276	VAL	C-O	-5.27	1.13	1.23

*Continued on next page...*

*Continued from previous page...*

Mol	Chain	Res	Type	Atoms	Z	Observed(Å)	Ideal(Å)
1	B	248	VAL	C-O	-5.26	1.13	1.23
1	C	281	GLU	C-N	-5.26	1.22	1.34
1	D	281	GLU	C-N	-5.26	1.22	1.34
1	F	245	ALA	CA-CB	-5.26	1.41	1.52
1	E	250	ALA	CA-CB	-5.26	1.41	1.52
1	F	281	GLU	C-N	-5.26	1.22	1.34
1	D	250	ALA	CA-CB	-5.26	1.41	1.52
1	D	245	ALA	CA-CB	-5.25	1.41	1.52
1	A	250	ALA	CA-CB	-5.25	1.41	1.52
1	F	284	ALA	C-O	-5.24	1.13	1.23
1	B	270	LEU	C-O	-5.24	1.13	1.23
1	D	261	TYR	CA-C	-5.24	1.39	1.52
1	E	270	LEU	C-O	-5.24	1.13	1.23
1	B	281	GLU	C-O	-5.23	1.13	1.23
1	E	261	TYR	CA-C	-5.23	1.39	1.52
1	E	281	GLU	C-O	-5.23	1.13	1.23
1	E	284	ALA	C-O	-5.23	1.13	1.23
1	F	250	ALA	C-O	-5.23	1.13	1.23
1	C	261	TYR	CA-C	-5.23	1.39	1.52
1	C	271	ASN	C-O	-5.23	1.13	1.23
1	C	284	ALA	C-O	-5.23	1.13	1.23
1	C	270	LEU	C-O	-5.22	1.13	1.23
1	F	270	LEU	C-O	-5.22	1.13	1.23
1	A	250	ALA	C-O	-5.22	1.13	1.23
1	B	264	ILE	C-O	-5.22	1.13	1.23
1	D	250	ALA	C-O	-5.22	1.13	1.23
1	F	276	VAL	C-O	-5.22	1.13	1.23
1	B	250	ALA	C-O	-5.22	1.13	1.23
1	E	250	ALA	C-O	-5.22	1.13	1.23
1	C	276	VAL	C-O	-5.22	1.13	1.23
1	D	270	LEU	C-O	-5.22	1.13	1.23
1	A	261	TYR	CA-C	-5.21	1.39	1.52
1	F	261	TYR	CA-C	-5.21	1.39	1.52
1	D	263	GLY	C-N	-5.21	1.22	1.34
1	B	249	LYS	C-O	-5.20	1.13	1.23
1	E	266	SER	C-O	-5.20	1.13	1.23
1	D	266	SER	C-O	-5.20	1.13	1.23
1	E	280	VAL	C-N	-5.20	1.22	1.34
1	F	263	GLY	C-N	-5.20	1.22	1.34
1	B	266	SER	C-O	-5.20	1.13	1.23
1	C	267	PHE	C-O	-5.19	1.13	1.23
1	C	266	SER	C-O	-5.19	1.13	1.23

*Continued on next page...*

*Continued from previous page...*

Mol	Chain	Res	Type	Atoms	Z	Observed(Å)	Ideal(Å)
1	A	270	LEU	C-O	-5.19	1.13	1.23
1	B	267	PHE	C-O	-5.19	1.13	1.23
1	A	266	SER	C-O	-5.19	1.13	1.23
1	B	261	TYR	CA-C	-5.19	1.39	1.52
1	C	263	GLY	C-N	-5.19	1.22	1.34
1	C	280	VAL	C-N	-5.19	1.22	1.34
1	D	267	PHE	C-O	-5.18	1.13	1.23
1	B	263	GLY	C-N	-5.18	1.22	1.34
1	E	264	ILE	C-O	-5.18	1.13	1.23
1	F	267	PHE	C-O	-5.18	1.13	1.23
1	A	263	GLY	C-N	-5.18	1.22	1.34
1	C	264	ILE	C-O	-5.18	1.13	1.23
1	A	267	PHE	C-O	-5.17	1.13	1.23
1	E	267	PHE	C-O	-5.17	1.13	1.23
1	A	264	ILE	C-O	-5.17	1.13	1.23
1	D	264	ILE	C-O	-5.17	1.13	1.23
1	D	280	VAL	C-N	-5.17	1.22	1.34
1	E	263	GLY	C-N	-5.17	1.22	1.34
1	E	249	LYS	C-O	-5.17	1.13	1.23
1	E	287	GLU	CA-C	-5.16	1.39	1.52
1	C	283	GLU	C-O	-5.16	1.13	1.23
1	F	266	SER	C-O	-5.16	1.13	1.23
1	F	283	GLU	C-O	-5.16	1.13	1.23
1	A	283	GLU	C-O	-5.15	1.13	1.23
1	A	280	VAL	C-N	-5.15	1.22	1.34
1	B	268	GLU	CA-C	-5.15	1.39	1.52
1	A	268	GLU	CA-C	-5.15	1.39	1.52
1	E	262	ASN	C-O	-5.15	1.13	1.23
1	F	246	VAL	C-O	-5.15	1.13	1.23
1	F	262	ASN	C-O	-5.15	1.13	1.23
1	F	280	VAL	C-N	-5.15	1.22	1.34
1	A	246	VAL	C-O	-5.15	1.13	1.23
1	B	279	ASN	C-N	-5.15	1.22	1.34
1	B	280	VAL	C-N	-5.15	1.22	1.34
1	B	283	GLU	C-O	-5.15	1.13	1.23
1	E	279	ASN	C-N	-5.15	1.22	1.34
1	E	283	GLU	C-O	-5.15	1.13	1.23
1	F	264	ILE	C-O	-5.15	1.13	1.23
1	A	262	ASN	C-O	-5.15	1.13	1.23
1	D	262	ASN	C-O	-5.15	1.13	1.23
1	C	249	LYS	C-O	-5.14	1.13	1.23
1	C	262	ASN	C-O	-5.14	1.13	1.23

*Continued on next page...*

*Continued from previous page...*

Mol	Chain	Res	Type	Atoms	Z	Observed(Å)	Ideal(Å)
1	E	272	ALA	CA-CB	-5.14	1.41	1.52
1	F	249	LYS	C-O	-5.14	1.13	1.23
1	E	246	VAL	C-O	-5.14	1.13	1.23
1	A	249	LYS	C-O	-5.14	1.13	1.23
1	B	262	ASN	C-O	-5.14	1.13	1.23
1	D	249	LYS	C-O	-5.14	1.13	1.23
1	D	268	GLU	CA-C	-5.14	1.39	1.52
1	D	261	TYR	CA-CB	-5.13	1.42	1.53
1	E	268	GLU	CA-C	-5.13	1.39	1.52
1	A	279	ASN	C-N	-5.13	1.22	1.34
1	A	272	ALA	CA-CB	-5.13	1.41	1.52
1	B	246	VAL	C-O	-5.13	1.13	1.23
1	A	268	GLU	C-N	-5.13	1.22	1.34
1	B	268	GLU	C-N	-5.13	1.22	1.34
1	C	268	GLU	CA-C	-5.13	1.39	1.52
1	C	279	ASN	C-N	-5.13	1.22	1.34
1	D	268	GLU	C-N	-5.13	1.22	1.34
1	F	268	GLU	CA-C	-5.13	1.39	1.52
1	C	246	VAL	C-O	-5.13	1.13	1.23
1	D	279	ASN	C-N	-5.13	1.22	1.34
1	E	268	GLU	C-N	-5.13	1.22	1.34
1	E	270	LEU	C-N	-5.13	1.22	1.34
1	B	287	GLU	CA-C	-5.12	1.39	1.52
1	C	270	LEU	C-N	-5.12	1.22	1.34
1	F	270	LEU	C-N	-5.12	1.22	1.34
1	F	272	ALA	CA-CB	-5.12	1.41	1.52
1	B	286	GLU	C-O	-5.12	1.13	1.23
1	A	287	GLU	CA-C	-5.12	1.39	1.52
1	B	261	TYR	CA-CB	-5.11	1.42	1.53
1	D	246	VAL	C-N	-5.11	1.22	1.34
1	D	283	GLU	C-O	-5.11	1.13	1.23
1	E	261	TYR	CA-CB	-5.11	1.42	1.53
1	C	268	GLU	C-N	-5.11	1.22	1.34
1	F	261	TYR	CA-CB	-5.11	1.42	1.53
1	F	268	GLU	C-N	-5.11	1.22	1.34
1	D	246	VAL	C-O	-5.11	1.13	1.23
1	E	268	GLU	C-O	-5.11	1.13	1.23
1	C	278	SER	C-O	-5.11	1.13	1.23
1	A	257	LYS	C-N	-5.11	1.22	1.34
1	A	261	TYR	CA-CB	-5.11	1.42	1.53
1	C	268	GLU	C-O	-5.11	1.13	1.23
1	C	272	ALA	CA-CB	-5.11	1.41	1.52

*Continued on next page...*

*Continued from previous page...*

Mol	Chain	Res	Type	Atoms	Z	Observed(Å)	Ideal(Å)
1	C	287	GLU	CA-C	-5.11	1.39	1.52
1	D	287	GLU	CA-C	-5.11	1.39	1.52
1	E	246	VAL	C-N	-5.11	1.22	1.34
1	F	287	GLU	CA-C	-5.11	1.39	1.52
1	D	271	ASN	C-N	-5.10	1.22	1.34
1	A	270	LEU	C-N	-5.10	1.22	1.34
1	D	270	LEU	C-N	-5.10	1.22	1.34
1	C	260	ALA	C-N	-5.10	1.22	1.34
1	C	272	ALA	C-N	-5.10	1.22	1.34
1	F	272	ALA	C-N	-5.10	1.22	1.34
1	B	256	GLU	C-N	-5.10	1.22	1.34
1	C	271	ASN	C-N	-5.10	1.22	1.34
1	E	264	ILE	C-N	-5.09	1.22	1.34
1	B	260	ALA	C-N	-5.09	1.22	1.34
1	A	271	ASN	C-N	-5.09	1.22	1.34
1	D	247	TYR	C-O	-5.09	1.13	1.23
1	B	270	LEU	C-N	-5.09	1.22	1.34
1	A	272	ALA	C-N	-5.09	1.22	1.34
1	B	268	GLU	C-O	-5.08	1.13	1.23
1	F	258	GLN	C-O	-5.08	1.13	1.23
1	A	260	ALA	C-N	-5.08	1.22	1.34
1	D	260	ALA	C-N	-5.08	1.22	1.34
1	E	278	SER	C-O	-5.08	1.13	1.23
1	F	260	ALA	C-N	-5.08	1.22	1.34
1	E	256	GLU	C-N	-5.08	1.22	1.34
1	E	286	GLU	C-O	-5.08	1.13	1.23
1	F	264	ILE	C-N	-5.08	1.22	1.34
1	A	246	VAL	C-N	-5.08	1.22	1.34
1	B	272	ALA	CA-CB	-5.08	1.41	1.52
1	C	286	GLU	C-O	-5.08	1.13	1.23
1	F	246	VAL	C-N	-5.08	1.22	1.34
1	F	279	ASN	C-N	-5.08	1.22	1.34
1	F	286	GLU	C-O	-5.08	1.13	1.23
1	B	271	ASN	C-N	-5.08	1.22	1.34
1	C	246	VAL	C-N	-5.08	1.22	1.34
1	C	261	TYR	CA-CB	-5.08	1.42	1.53
1	E	271	ASN	C-N	-5.08	1.22	1.34
1	A	268	GLU	C-O	-5.08	1.13	1.23
1	D	268	GLU	C-O	-5.08	1.13	1.23
1	D	272	ALA	CA-CB	-5.08	1.41	1.52
1	A	264	ILE	C-N	-5.07	1.22	1.34
1	A	278	SER	C-O	-5.07	1.13	1.23

*Continued on next page...*

*Continued from previous page...*

Mol	Chain	Res	Type	Atoms	Z	Observed(Å)	Ideal(Å)
1	B	272	ALA	C-N	-5.07	1.22	1.34
1	B	279	ASN	C-O	-5.07	1.13	1.23
1	C	257	LYS	C-N	-5.07	1.22	1.34
1	E	272	ALA	C-N	-5.07	1.22	1.34
1	F	257	LYS	C-N	-5.07	1.22	1.34
1	F	271	ASN	C-N	-5.07	1.22	1.34
1	A	283	GLU	CA-C	-5.07	1.39	1.52
1	D	286	GLU	CA-C	-5.07	1.39	1.52
1	C	264	ILE	C-N	-5.07	1.22	1.34
1	E	286	GLU	CA-C	-5.07	1.39	1.52
1	B	267	PHE	C-N	-5.07	1.22	1.34
1	E	247	TYR	C-O	-5.07	1.13	1.23
1	A	286	GLU	C-O	-5.06	1.13	1.23
1	D	286	GLU	C-O	-5.06	1.13	1.23
1	F	283	GLU	CA-C	-5.06	1.39	1.52
1	C	275	GLU	C-N	-5.06	1.22	1.34
1	D	272	ALA	C-N	-5.06	1.22	1.34
1	E	258	GLN	C-O	-5.06	1.13	1.23
1	E	260	ALA	C-N	-5.06	1.22	1.34
1	B	246	VAL	C-N	-5.06	1.22	1.34
1	B	247	TYR	C-O	-5.06	1.13	1.23
1	C	258	GLN	C-O	-5.06	1.13	1.23
1	A	279	ASN	C-O	-5.06	1.13	1.23
1	C	247	TYR	C-O	-5.06	1.13	1.23
1	C	267	PHE	C-N	-5.06	1.22	1.34
1	F	247	TYR	C-O	-5.06	1.13	1.23
1	F	267	PHE	C-N	-5.06	1.22	1.34
1	E	267	PHE	C-N	-5.06	1.22	1.34
1	F	268	GLU	C-O	-5.06	1.13	1.23
1	A	247	TYR	C-N	-5.05	1.22	1.34
1	A	258	GLN	C-O	-5.05	1.13	1.23
1	D	247	TYR	C-N	-5.05	1.22	1.34
1	D	257	LYS	C-N	-5.05	1.22	1.34
1	B	252	PHE	CA-C	-5.05	1.39	1.52
1	C	286	GLU	CA-C	-5.05	1.39	1.52
1	D	278	SER	C-O	-5.05	1.13	1.23
1	F	286	GLU	CA-C	-5.05	1.39	1.52
1	B	257	LYS	C-N	-5.05	1.22	1.34
1	B	283	GLU	CA-C	-5.05	1.39	1.52
1	C	247	TYR	C-N	-5.05	1.22	1.34
1	E	257	LYS	C-N	-5.05	1.22	1.34
1	F	275	GLU	C-N	-5.05	1.22	1.34

*Continued on next page...*

*Continued from previous page...*

Mol	Chain	Res	Type	Atoms	Z	Observed(Å)	Ideal(Å)
1	A	267	PHE	C-N	-5.05	1.22	1.34
1	A	286	GLU	CA-C	-5.05	1.39	1.52
1	D	267	PHE	C-N	-5.05	1.22	1.34
1	A	252	PHE	CA-C	-5.05	1.39	1.52
1	F	256	GLU	C-N	-5.05	1.22	1.34
1	F	278	SER	C-O	-5.05	1.13	1.23
1	D	258	GLN	C-O	-5.04	1.13	1.23
1	A	256	GLU	C-N	-5.04	1.22	1.34
1	B	258	GLN	C-O	-5.04	1.13	1.23
1	D	279	ASN	C-O	-5.04	1.13	1.23
1	B	264	ILE	C-N	-5.04	1.22	1.34
1	C	256	GLU	C-N	-5.04	1.22	1.34
1	C	283	GLU	CA-C	-5.04	1.39	1.52
1	D	264	ILE	C-N	-5.04	1.22	1.34
1	B	278	SER	C-O	-5.04	1.13	1.23
1	D	283	GLU	CA-C	-5.04	1.39	1.52
1	A	249	LYS	C-N	-5.03	1.22	1.34
1	B	247	TYR	C-N	-5.03	1.22	1.34
1	E	247	TYR	C-N	-5.03	1.22	1.34
1	A	247	TYR	C-O	-5.03	1.13	1.23
1	D	256	GLU	C-N	-5.03	1.22	1.34
1	E	283	GLU	CA-C	-5.03	1.39	1.52
1	D	258	GLN	C-N	-5.03	1.22	1.34
1	E	249	LYS	C-N	-5.03	1.22	1.34
1	F	254	ASP	C-O	-5.03	1.13	1.23
1	C	254	ASP	C-O	-5.02	1.13	1.23
1	E	252	PHE	CA-C	-5.02	1.39	1.52
1	F	279	ASN	C-O	-5.02	1.13	1.23
1	C	252	PHE	CA-C	-5.02	1.39	1.52
1	D	249	LYS	CE-NZ	-5.02	1.36	1.49
1	B	249	LYS	C-N	-5.02	1.22	1.34
1	B	275	GLU	C-N	-5.02	1.22	1.34
1	D	275	GLU	C-N	-5.02	1.22	1.34
1	E	275	GLU	C-N	-5.02	1.22	1.34
1	F	247	TYR	C-N	-5.02	1.22	1.34
1	F	266	SER	C-N	-5.02	1.22	1.34
1	D	249	LYS	C-N	-5.02	1.22	1.34
1	F	249	LYS	CA-C	-5.01	1.40	1.52
1	C	258	GLN	C-N	-5.01	1.22	1.34
1	C	249	LYS	C-N	-5.01	1.22	1.34
1	F	249	LYS	C-N	-5.01	1.22	1.34
1	A	249	LYS	CA-C	-5.01	1.40	1.52

*Continued on next page...*

Continued from previous page...

Mol	Chain	Res	Type	Atoms	Z	Observed(Å)	Ideal(Å)
1	A	249	LYS	CE-NZ	-5.01	1.36	1.49
1	C	249	LYS	CA-C	-5.01	1.40	1.52
1	D	249	LYS	CA-C	-5.01	1.40	1.52
1	E	265	VAL	C-N	-5.01	1.22	1.34
1	E	279	ASN	C-O	-5.01	1.13	1.23
1	F	258	GLN	C-N	-5.00	1.22	1.34
1	B	266	SER	CA-C	-5.00	1.40	1.52
1	C	249	LYS	CE-NZ	-5.00	1.36	1.49
1	E	266	SER	C-N	-5.00	1.22	1.34
1	F	249	LYS	CE-NZ	-5.00	1.36	1.49
1	B	249	LYS	CE-NZ	-5.00	1.36	1.49
1	B	286	GLU	CA-C	-5.00	1.40	1.52
1	C	266	SER	C-N	-5.00	1.22	1.34
1	C	266	SER	CA-C	-5.00	1.40	1.52
1	C	279	ASN	C-O	-5.00	1.13	1.23
1	E	249	LYS	CE-NZ	-5.00	1.36	1.49

All (624) bond angle outliers are listed below:

Mol	Chain	Res	Type	Atoms	Z	Observed(°)	Ideal(°)
1	A	380	ARG	NE-CZ-NH1	-25.49	107.56	120.30
1	A	64	ARG	NE-CZ-NH2	-25.46	107.57	120.30
1	B	64	ARG	NE-CZ-NH2	-25.42	107.59	120.30
1	C	380	ARG	NE-CZ-NH1	-25.41	107.60	120.30
1	F	380	ARG	NE-CZ-NH1	-25.40	107.60	120.30
1	E	64	ARG	NE-CZ-NH2	-25.40	107.60	120.30
1	C	64	ARG	NE-CZ-NH2	-25.37	107.62	120.30
1	B	380	ARG	NE-CZ-NH1	-25.36	107.62	120.30
1	D	560	ARG	NE-CZ-NH1	-25.35	107.62	120.30
1	C	86	ARG	NE-CZ-NH1	-25.35	107.62	120.30
1	A	86	ARG	NE-CZ-NH1	-25.34	107.63	120.30
1	B	135	ARG	NE-CZ-NH1	-25.34	107.63	120.30
1	B	142	ARG	NE-CZ-NH1	-25.33	107.63	120.30
1	F	86	ARG	NE-CZ-NH1	-25.33	107.64	120.30
1	D	64	ARG	NE-CZ-NH2	-25.31	107.64	120.30
1	F	560	ARG	NE-CZ-NH2	-25.31	107.64	120.30
1	B	535	ARG	NE-CZ-NH2	-25.30	107.65	120.30
1	E	560	ARG	NE-CZ-NH2	-25.29	107.65	120.30
1	C	135	ARG	NE-CZ-NH1	-25.29	107.66	120.30
1	B	363	ARG	NE-CZ-NH1	-25.29	107.66	120.30
1	D	380	ARG	NE-CZ-NH1	-25.29	107.66	120.30
1	C	363	ARG	NE-CZ-NH1	-25.28	107.66	120.30

Continued on next page...



*Continued from previous page...*

Mol	Chain	Res	Type	Atoms	Z	Observed(°)	Ideal(°)
1	F	135	ARG	NE-CZ-NH1	-25.28	107.66	120.30
1	D	86	ARG	NE-CZ-NH1	-25.28	107.66	120.30
1	B	560	ARG	NE-CZ-NH2	-25.27	107.66	120.30
1	E	86	ARG	NE-CZ-NH1	-25.27	107.66	120.30
1	E	135	ARG	NE-CZ-NH1	-25.27	107.67	120.30
1	A	363	ARG	NE-CZ-NH1	-25.27	107.67	120.30
1	D	404	ARG	NE-CZ-NH1	-25.26	107.67	120.30
1	B	538	ARG	NE-CZ-NH2	-25.25	107.67	120.30
1	E	516	ARG	NE-CZ-NH2	-25.25	107.67	120.30
1	E	535	ARG	NE-CZ-NH2	-25.25	107.67	120.30
1	F	64	ARG	NE-CZ-NH2	-25.24	107.68	120.30
1	A	142	ARG	NE-CZ-NH1	-25.24	107.68	120.30
1	A	535	ARG	NE-CZ-NH2	-25.24	107.68	120.30
1	D	538	ARG	NE-CZ-NH2	-25.24	107.68	120.30
1	A	560	ARG	NE-CZ-NH2	-25.24	107.68	120.30
1	D	535	ARG	NE-CZ-NH2	-25.24	107.68	120.30
1	C	535	ARG	NE-CZ-NH2	-25.23	107.69	120.30
1	D	363	ARG	NE-CZ-NH1	-25.23	107.69	120.30
1	F	363	ARG	NE-CZ-NH1	-25.22	107.69	120.30
1	F	436	ARG	NE-CZ-NH1	-25.22	107.69	120.30
1	F	538	ARG	NE-CZ-NH2	-25.22	107.69	120.30
1	A	135	ARG	NE-CZ-NH1	-25.22	107.69	120.30
1	D	135	ARG	NE-CZ-NH1	-25.21	107.69	120.30
1	C	560	ARG	NE-CZ-NH2	-25.21	107.70	120.30
1	E	380	ARG	NE-CZ-NH1	-25.20	107.70	120.30
1	D	464	ARG	NE-CZ-NH1	-25.20	107.70	120.30
1	E	538	ARG	NE-CZ-NH2	-25.20	107.70	120.30
1	F	142	ARG	NE-CZ-NH1	-25.20	107.70	120.30
1	E	560	ARG	NE-CZ-NH1	-25.20	107.70	120.30
1	B	86	ARG	NE-CZ-NH1	-25.20	107.70	120.30
1	B	436	ARG	NE-CZ-NH1	-25.19	107.70	120.30
1	C	560	ARG	NE-CZ-NH1	-25.19	107.70	120.30
1	D	535	ARG	NE-CZ-NH1	-25.19	107.70	120.30
1	E	180	ARG	NE-CZ-NH1	-25.19	107.71	120.30
1	B	516	ARG	NE-CZ-NH1	-25.18	107.71	120.30
1	F	516	ARG	NE-CZ-NH1	-25.18	107.71	120.30
1	F	516	ARG	NE-CZ-NH2	-25.18	107.71	120.30
1	A	61	ARG	NE-CZ-NH2	-25.17	107.71	120.30
1	A	538	ARG	NE-CZ-NH1	-25.17	107.71	120.30
1	B	404	ARG	NE-CZ-NH1	-25.17	107.72	120.30
1	E	363	ARG	NE-CZ-NH1	-25.17	107.72	120.30
1	C	516	ARG	NE-CZ-NH1	-25.17	107.72	120.30

*Continued on next page...*

*Continued from previous page...*

Mol	Chain	Res	Type	Atoms	Z	Observed(°)	Ideal(°)
1	D	516	ARG	NE-CZ-NH1	-25.17	107.72	120.30
1	C	404	ARG	NE-CZ-NH1	-25.17	107.72	120.30
1	E	142	ARG	NE-CZ-NH1	-25.16	107.72	120.30
1	F	404	ARG	NE-CZ-NH1	-25.16	107.72	120.30
1	F	464	ARG	NE-CZ-NH2	-25.16	107.72	120.30
1	A	516	ARG	NE-CZ-NH2	-25.16	107.72	120.30
1	C	516	ARG	NE-CZ-NH2	-25.16	107.72	120.30
1	E	61	ARG	NE-CZ-NH2	-25.16	107.72	120.30
1	F	61	ARG	NE-CZ-NH2	-25.16	107.72	120.30
1	C	436	ARG	NE-CZ-NH2	-25.15	107.72	120.30
1	D	135	ARG	NE-CZ-NH2	-25.15	107.72	120.30
1	E	404	ARG	NE-CZ-NH1	-25.15	107.72	120.30
1	E	464	ARG	NE-CZ-NH1	-25.15	107.72	120.30
1	A	133	ARG	NE-CZ-NH1	-25.15	107.72	120.30
1	D	436	ARG	NE-CZ-NH1	-25.15	107.72	120.30
1	A	404	ARG	NE-CZ-NH1	-25.15	107.73	120.30
1	B	133	ARG	NE-CZ-NH1	-25.14	107.73	120.30
1	D	560	ARG	NE-CZ-NH2	-25.14	107.73	120.30
1	B	535	ARG	NE-CZ-NH1	-25.14	107.73	120.30
1	F	535	ARG	NE-CZ-NH2	-25.14	107.73	120.30
1	A	464	ARG	NE-CZ-NH1	-25.14	107.73	120.30
1	B	464	ARG	NE-CZ-NH2	-25.14	107.73	120.30
1	C	538	ARG	NE-CZ-NH1	-25.14	107.73	120.30
1	F	380	ARG	NE-CZ-NH2	-25.14	107.73	120.30
1	F	404	ARG	NE-CZ-NH2	-25.14	107.73	120.30
1	D	142	ARG	NE-CZ-NH1	-25.14	107.73	120.30
1	E	363	ARG	NE-CZ-NH2	-25.14	107.73	120.30
1	E	535	ARG	NE-CZ-NH1	-25.14	107.73	120.30
1	F	560	ARG	NE-CZ-NH1	-25.14	107.73	120.30
1	B	404	ARG	NE-CZ-NH2	-25.13	107.73	120.30
1	B	560	ARG	NE-CZ-NH1	-25.13	107.74	120.30
1	C	142	ARG	NE-CZ-NH1	-25.12	107.74	120.30
1	A	538	ARG	NE-CZ-NH2	-25.12	107.74	120.30
1	E	380	ARG	NE-CZ-NH2	-25.12	107.74	120.30
1	F	388	ARG	NE-CZ-NH1	-25.12	107.74	120.30
1	F	466	ARG	NE-CZ-NH1	-25.12	107.74	120.30
1	B	180	ARG	NE-CZ-NH1	-25.12	107.74	120.30
1	E	436	ARG	NE-CZ-NH1	-25.12	107.74	120.30
1	A	388	ARG	NE-CZ-NH1	-25.11	107.74	120.30
1	C	464	ARG	NE-CZ-NH2	-25.11	107.74	120.30
1	A	404	ARG	NE-CZ-NH2	-25.11	107.74	120.30
1	C	135	ARG	NE-CZ-NH2	-25.11	107.74	120.30

*Continued on next page...*

*Continued from previous page...*

Mol	Chain	Res	Type	Atoms	Z	Observed(°)	Ideal(°)
1	B	538	ARG	NE-CZ-NH1	-25.11	107.74	120.30
1	D	380	ARG	NE-CZ-NH2	-25.11	107.75	120.30
1	F	64	ARG	NE-CZ-NH1	-25.11	107.75	120.30
1	A	135	ARG	NE-CZ-NH2	-25.11	107.75	120.30
1	E	133	ARG	NE-CZ-NH1	-25.11	107.75	120.30
1	E	64	ARG	NE-CZ-NH1	-25.10	107.75	120.30
1	B	61	ARG	NE-CZ-NH2	-25.10	107.75	120.30
1	E	135	ARG	NE-CZ-NH2	-25.10	107.75	120.30
1	A	388	ARG	NE-CZ-NH2	-25.10	107.75	120.30
1	C	535	ARG	NE-CZ-NH1	-25.10	107.75	120.30
1	D	64	ARG	NE-CZ-NH1	-25.10	107.75	120.30
1	C	404	ARG	NE-CZ-NH2	-25.10	107.75	120.30
1	C	133	ARG	NE-CZ-NH2	-25.09	107.75	120.30
1	A	180	ARG	NE-CZ-NH1	-25.09	107.75	120.30
1	A	560	ARG	NE-CZ-NH1	-25.09	107.75	120.30
1	C	436	ARG	NE-CZ-NH1	-25.09	107.76	120.30
1	A	535	ARG	NE-CZ-NH1	-25.09	107.76	120.30
1	A	464	ARG	NE-CZ-NH2	-25.09	107.76	120.30
1	F	535	ARG	NE-CZ-NH1	-25.09	107.76	120.30
1	A	436	ARG	NE-CZ-NH2	-25.08	107.76	120.30
1	E	436	ARG	NE-CZ-NH2	-25.08	107.76	120.30
1	C	464	ARG	NE-CZ-NH1	-25.08	107.76	120.30
1	C	61	ARG	NE-CZ-NH2	-25.08	107.76	120.30
1	B	380	ARG	NE-CZ-NH2	-25.07	107.76	120.30
1	C	54	ARG	NE-CZ-NH1	-25.07	107.77	120.30
1	C	64	ARG	NE-CZ-NH1	-25.07	107.76	120.30
1	D	388	ARG	NE-CZ-NH2	-25.07	107.77	120.30
1	F	54	ARG	NE-CZ-NH1	-25.07	107.77	120.30
1	A	516	ARG	NE-CZ-NH1	-25.07	107.77	120.30
1	B	516	ARG	NE-CZ-NH2	-25.07	107.77	120.30
1	F	86	ARG	NE-CZ-NH2	-25.07	107.77	120.30
1	E	86	ARG	NE-CZ-NH2	-25.06	107.77	120.30
1	F	180	ARG	NE-CZ-NH1	-25.06	107.77	120.30
1	A	64	ARG	NE-CZ-NH1	-25.06	107.77	120.30
1	E	464	ARG	NE-CZ-NH2	-25.06	107.77	120.30
1	B	135	ARG	NE-CZ-NH2	-25.06	107.77	120.30
1	E	538	ARG	NE-CZ-NH1	-25.05	107.77	120.30
1	F	538	ARG	NE-CZ-NH1	-25.05	107.77	120.30
1	F	464	ARG	NE-CZ-NH1	-25.05	107.77	120.30
1	A	380	ARG	NE-CZ-NH2	-25.05	107.78	120.30
1	D	538	ARG	NE-CZ-NH1	-25.05	107.78	120.30
1	C	86	ARG	NE-CZ-NH2	-25.05	107.78	120.30

*Continued on next page...*

*Continued from previous page...*

Mol	Chain	Res	Type	Atoms	Z	Observed(°)	Ideal(°)
1	D	61	ARG	NE-CZ-NH2	-25.05	107.78	120.30
1	D	516	ARG	NE-CZ-NH2	-25.05	107.78	120.30
1	C	538	ARG	NE-CZ-NH2	-25.04	107.78	120.30
1	B	436	ARG	NE-CZ-NH2	-25.04	107.78	120.30
1	B	388	ARG	NE-CZ-NH2	-25.04	107.78	120.30
1	E	404	ARG	NE-CZ-NH2	-25.04	107.78	120.30
1	C	466	ARG	NE-CZ-NH1	-25.03	107.78	120.30
1	B	86	ARG	NE-CZ-NH2	-25.03	107.78	120.30
1	A	466	ARG	NE-CZ-NH2	-25.03	107.78	120.30
1	D	180	ARG	NE-CZ-NH1	-25.03	107.78	120.30
1	E	388	ARG	NE-CZ-NH2	-25.03	107.78	120.30
1	D	133	ARG	NE-CZ-NH1	-25.02	107.79	120.30
1	B	466	ARG	NE-CZ-NH2	-25.02	107.79	120.30
1	C	180	ARG	NE-CZ-NH1	-25.02	107.79	120.30
1	D	436	ARG	NE-CZ-NH2	-25.02	107.79	120.30
1	A	436	ARG	NE-CZ-NH1	-25.02	107.79	120.30
1	F	466	ARG	NE-CZ-NH2	-25.02	107.79	120.30
1	B	464	ARG	NE-CZ-NH1	-25.01	107.79	120.30
1	E	466	ARG	NE-CZ-NH2	-25.01	107.79	120.30
1	B	64	ARG	NE-CZ-NH1	-25.01	107.80	120.30
1	A	86	ARG	NE-CZ-NH2	-25.01	107.80	120.30
1	F	133	ARG	NE-CZ-NH2	-25.01	107.80	120.30
1	C	466	ARG	NE-CZ-NH2	-25.01	107.80	120.30
1	E	54	ARG	NE-CZ-NH1	-25.01	107.80	120.30
1	F	388	ARG	NE-CZ-NH2	-25.01	107.80	120.30
1	C	388	ARG	NE-CZ-NH2	-25.00	107.80	120.30
1	E	516	ARG	NE-CZ-NH1	-25.00	107.80	120.30
1	B	466	ARG	NE-CZ-NH1	-25.00	107.80	120.30
1	B	54	ARG	NE-CZ-NH1	-24.99	107.80	120.30
1	B	133	ARG	NE-CZ-NH2	-24.99	107.80	120.30
1	C	380	ARG	NE-CZ-NH2	-24.99	107.80	120.30
1	F	135	ARG	NE-CZ-NH2	-24.99	107.81	120.30
1	B	363	ARG	NE-CZ-NH2	-24.99	107.81	120.30
1	A	363	ARG	NE-CZ-NH2	-24.98	107.81	120.30
1	D	363	ARG	NE-CZ-NH2	-24.98	107.81	120.30
1	D	464	ARG	NE-CZ-NH2	-24.98	107.81	120.30
1	C	61	ARG	NE-CZ-NH1	-24.98	107.81	120.30
1	C	388	ARG	NE-CZ-NH1	-24.98	107.81	120.30
1	D	388	ARG	NE-CZ-NH1	-24.97	107.81	120.30
1	C	363	ARG	NE-CZ-NH2	-24.97	107.81	120.30
1	A	54	ARG	NE-CZ-NH1	-24.97	107.81	120.30
1	D	86	ARG	NE-CZ-NH2	-24.97	107.81	120.30

*Continued on next page...*

*Continued from previous page...*

Mol	Chain	Res	Type	Atoms	Z	Observed(°)	Ideal(°)
1	B	388	ARG	NE-CZ-NH1	-24.97	107.82	120.30
1	D	404	ARG	NE-CZ-NH2	-24.97	107.82	120.30
1	F	363	ARG	NE-CZ-NH2	-24.96	107.82	120.30
1	D	133	ARG	NE-CZ-NH2	-24.96	107.82	120.30
1	E	388	ARG	NE-CZ-NH1	-24.96	107.82	120.30
1	F	436	ARG	NE-CZ-NH2	-24.96	107.82	120.30
1	E	133	ARG	NE-CZ-NH2	-24.95	107.83	120.30
1	D	466	ARG	NE-CZ-NH1	-24.95	107.83	120.30
1	D	466	ARG	NE-CZ-NH2	-24.94	107.83	120.30
1	D	54	ARG	NE-CZ-NH2	-24.94	107.83	120.30
1	C	133	ARG	NE-CZ-NH1	-24.93	107.83	120.30
1	C	142	ARG	NE-CZ-NH2	-24.93	107.83	120.30
1	D	61	ARG	NE-CZ-NH1	-24.93	107.83	120.30
1	E	180	ARG	NE-CZ-NH2	-24.93	107.83	120.30
1	F	133	ARG	NE-CZ-NH1	-24.93	107.83	120.30
1	A	466	ARG	NE-CZ-NH1	-24.93	107.83	120.30
1	E	466	ARG	NE-CZ-NH1	-24.93	107.83	120.30
1	B	61	ARG	NE-CZ-NH1	-24.92	107.84	120.30
1	C	54	ARG	NE-CZ-NH2	-24.92	107.84	120.30
1	D	54	ARG	NE-CZ-NH1	-24.92	107.84	120.30
1	F	54	ARG	NE-CZ-NH2	-24.91	107.85	120.30
1	F	180	ARG	NE-CZ-NH2	-24.91	107.85	120.30
1	A	61	ARG	NE-CZ-NH1	-24.90	107.85	120.30
1	C	180	ARG	NE-CZ-NH2	-24.90	107.85	120.30
1	F	61	ARG	NE-CZ-NH1	-24.90	107.85	120.30
1	A	180	ARG	NE-CZ-NH2	-24.88	107.86	120.30
1	D	180	ARG	NE-CZ-NH2	-24.88	107.86	120.30
1	D	142	ARG	NE-CZ-NH2	-24.88	107.86	120.30
1	E	61	ARG	NE-CZ-NH1	-24.87	107.86	120.30
1	A	133	ARG	NE-CZ-NH2	-24.87	107.86	120.30
1	B	54	ARG	NE-CZ-NH2	-24.86	107.87	120.30
1	F	142	ARG	NE-CZ-NH2	-24.85	107.88	120.30
1	B	180	ARG	NE-CZ-NH2	-24.84	107.88	120.30
1	E	142	ARG	NE-CZ-NH2	-24.83	107.88	120.30
1	E	54	ARG	NE-CZ-NH2	-24.82	107.89	120.30
1	A	142	ARG	NE-CZ-NH2	-24.80	107.90	120.30
1	A	54	ARG	NE-CZ-NH2	-24.77	107.91	120.30
1	B	142	ARG	NE-CZ-NH2	-24.75	107.92	120.30
1	A	380	ARG	NH1-CZ-NH2	22.97	144.67	119.40
1	F	380	ARG	NH1-CZ-NH2	22.97	144.67	119.40
1	A	64	ARG	NH1-CZ-NH2	22.96	144.66	119.40
1	E	64	ARG	NH1-CZ-NH2	22.95	144.65	119.40

*Continued on next page...*

*Continued from previous page...*

Mol	Chain	Res	Type	Atoms	Z	Observed(°)	Ideal(°)
1	D	560	ARG	NH1-CZ-NH2	22.95	144.65	119.40
1	E	560	ARG	NH1-CZ-NH2	22.95	144.65	119.40
1	F	560	ARG	NH1-CZ-NH2	22.93	144.62	119.40
1	B	535	ARG	NH1-CZ-NH2	22.93	144.62	119.40
1	C	64	ARG	NH1-CZ-NH2	22.93	144.62	119.40
1	B	380	ARG	NH1-CZ-NH2	22.92	144.62	119.40
1	B	64	ARG	NH1-CZ-NH2	22.92	144.62	119.40
1	D	535	ARG	NH1-CZ-NH2	22.92	144.61	119.40
1	D	64	ARG	NH1-CZ-NH2	22.91	144.61	119.40
1	C	135	ARG	NH1-CZ-NH2	22.91	144.60	119.40
1	B	135	ARG	NH1-CZ-NH2	22.91	144.60	119.40
1	B	560	ARG	NH1-CZ-NH2	22.91	144.60	119.40
1	C	86	ARG	NH1-CZ-NH2	22.91	144.60	119.40
1	C	380	ARG	NH1-CZ-NH2	22.91	144.60	119.40
1	C	560	ARG	NH1-CZ-NH2	22.91	144.60	119.40
1	D	380	ARG	NH1-CZ-NH2	22.91	144.60	119.40
1	F	86	ARG	NH1-CZ-NH2	22.91	144.60	119.40
1	E	535	ARG	NH1-CZ-NH2	22.90	144.59	119.40
1	E	135	ARG	NH1-CZ-NH2	22.89	144.58	119.40
1	D	135	ARG	NH1-CZ-NH2	22.89	144.58	119.40
1	B	538	ARG	NH1-CZ-NH2	22.89	144.58	119.40
1	F	516	ARG	NH1-CZ-NH2	22.89	144.58	119.40
1	F	64	ARG	NH1-CZ-NH2	22.89	144.58	119.40
1	A	86	ARG	NH1-CZ-NH2	22.89	144.57	119.40
1	E	86	ARG	NH1-CZ-NH2	22.88	144.57	119.40
1	A	535	ARG	NH1-CZ-NH2	22.88	144.56	119.40
1	A	560	ARG	NH1-CZ-NH2	22.88	144.56	119.40
1	C	516	ARG	NH1-CZ-NH2	22.88	144.56	119.40
1	C	535	ARG	NH1-CZ-NH2	22.88	144.56	119.40
1	E	380	ARG	NH1-CZ-NH2	22.88	144.56	119.40
1	A	135	ARG	NH1-CZ-NH2	22.87	144.56	119.40
1	E	363	ARG	NH1-CZ-NH2	22.87	144.55	119.40
1	B	404	ARG	NH1-CZ-NH2	22.86	144.55	119.40
1	F	404	ARG	NH1-CZ-NH2	22.86	144.55	119.40
1	A	538	ARG	NH1-CZ-NH2	22.86	144.55	119.40
1	D	538	ARG	NH1-CZ-NH2	22.86	144.55	119.40
1	B	363	ARG	NH1-CZ-NH2	22.85	144.54	119.40
1	F	135	ARG	NH1-CZ-NH2	22.85	144.53	119.40
1	F	538	ARG	NH1-CZ-NH2	22.85	144.54	119.40
1	C	404	ARG	NH1-CZ-NH2	22.85	144.53	119.40
1	A	404	ARG	NH1-CZ-NH2	22.84	144.53	119.40
1	E	538	ARG	NH1-CZ-NH2	22.84	144.53	119.40

*Continued on next page...*

*Continued from previous page...*

Mol	Chain	Res	Type	Atoms	Z	Observed(°)	Ideal(°)
1	A	363	ARG	NH1-CZ-NH2	22.84	144.53	119.40
1	B	516	ARG	NH1-CZ-NH2	22.84	144.53	119.40
1	C	363	ARG	NH1-CZ-NH2	22.84	144.53	119.40
1	E	516	ARG	NH1-CZ-NH2	22.84	144.53	119.40
1	D	86	ARG	NH1-CZ-NH2	22.84	144.52	119.40
1	C	436	ARG	NH1-CZ-NH2	22.84	144.52	119.40
1	B	436	ARG	NH1-CZ-NH2	22.83	144.52	119.40
1	B	86	ARG	NH1-CZ-NH2	22.83	144.51	119.40
1	A	464	ARG	NH1-CZ-NH2	22.83	144.51	119.40
1	A	516	ARG	NH1-CZ-NH2	22.83	144.51	119.40
1	D	404	ARG	NH1-CZ-NH2	22.83	144.51	119.40
1	F	535	ARG	NH1-CZ-NH2	22.83	144.51	119.40
1	A	388	ARG	NH1-CZ-NH2	22.82	144.51	119.40
1	F	464	ARG	NH1-CZ-NH2	22.82	144.51	119.40
1	D	363	ARG	NH1-CZ-NH2	22.82	144.50	119.40
1	D	516	ARG	NH1-CZ-NH2	22.82	144.51	119.40
1	E	464	ARG	NH1-CZ-NH2	22.82	144.50	119.40
1	E	436	ARG	NH1-CZ-NH2	22.82	144.50	119.40
1	C	464	ARG	NH1-CZ-NH2	22.82	144.50	119.40
1	D	464	ARG	NH1-CZ-NH2	22.81	144.49	119.40
1	E	404	ARG	NH1-CZ-NH2	22.81	144.49	119.40
1	F	363	ARG	NH1-CZ-NH2	22.81	144.49	119.40
1	C	538	ARG	NH1-CZ-NH2	22.81	144.49	119.40
1	F	436	ARG	NH1-CZ-NH2	22.81	144.49	119.40
1	D	436	ARG	NH1-CZ-NH2	22.80	144.48	119.40
1	B	464	ARG	NH1-CZ-NH2	22.80	144.47	119.40
1	B	133	ARG	NH1-CZ-NH2	22.79	144.47	119.40
1	F	466	ARG	NH1-CZ-NH2	22.79	144.47	119.40
1	F	388	ARG	NH1-CZ-NH2	22.79	144.46	119.40
1	E	180	ARG	NH1-CZ-NH2	22.78	144.46	119.40
1	A	436	ARG	NH1-CZ-NH2	22.77	144.45	119.40
1	B	142	ARG	NH1-CZ-NH2	22.76	144.44	119.40
1	A	61	ARG	NH1-CZ-NH2	22.76	144.44	119.40
1	C	142	ARG	NH1-CZ-NH2	22.75	144.43	119.40
1	C	61	ARG	NH1-CZ-NH2	22.75	144.43	119.40
1	E	133	ARG	NH1-CZ-NH2	22.75	144.43	119.40
1	F	61	ARG	NH1-CZ-NH2	22.75	144.43	119.40
1	A	142	ARG	NH1-CZ-NH2	22.75	144.42	119.40
1	F	142	ARG	NH1-CZ-NH2	22.75	144.42	119.40
1	C	466	ARG	NH1-CZ-NH2	22.75	144.42	119.40
1	D	388	ARG	NH1-CZ-NH2	22.75	144.42	119.40
1	E	61	ARG	NH1-CZ-NH2	22.74	144.42	119.40

*Continued on next page...*

*Continued from previous page...*

Mol	Chain	Res	Type	Atoms	Z	Observed(°)	Ideal(°)
1	C	133	ARG	NH1-CZ-NH2	22.74	144.41	119.40
1	A	133	ARG	NH1-CZ-NH2	22.74	144.41	119.40
1	B	61	ARG	NH1-CZ-NH2	22.74	144.41	119.40
1	B	466	ARG	NH1-CZ-NH2	22.74	144.41	119.40
1	D	142	ARG	NH1-CZ-NH2	22.73	144.41	119.40
1	B	388	ARG	NH1-CZ-NH2	22.73	144.40	119.40
1	E	142	ARG	NH1-CZ-NH2	22.73	144.40	119.40
1	C	54	ARG	NH1-CZ-NH2	22.72	144.39	119.40
1	E	388	ARG	NH1-CZ-NH2	22.72	144.39	119.40
1	D	133	ARG	NH1-CZ-NH2	22.72	144.39	119.40
1	C	388	ARG	NH1-CZ-NH2	22.72	144.39	119.40
1	D	61	ARG	NH1-CZ-NH2	22.72	144.39	119.40
1	F	54	ARG	NH1-CZ-NH2	22.72	144.39	119.40
1	A	180	ARG	NH1-CZ-NH2	22.71	144.39	119.40
1	F	180	ARG	NH1-CZ-NH2	22.71	144.38	119.40
1	A	466	ARG	NH1-CZ-NH2	22.71	144.38	119.40
1	B	180	ARG	NH1-CZ-NH2	22.71	144.38	119.40
1	E	466	ARG	NH1-CZ-NH2	22.70	144.37	119.40
1	F	133	ARG	NH1-CZ-NH2	22.70	144.37	119.40
1	C	180	ARG	NH1-CZ-NH2	22.69	144.36	119.40
1	D	180	ARG	NH1-CZ-NH2	22.69	144.36	119.40
1	D	466	ARG	NH1-CZ-NH2	22.68	144.34	119.40
1	D	54	ARG	NH1-CZ-NH2	22.66	144.33	119.40
1	B	54	ARG	NH1-CZ-NH2	22.66	144.33	119.40
1	E	54	ARG	NH1-CZ-NH2	22.65	144.31	119.40
1	A	54	ARG	NH1-CZ-NH2	22.61	144.27	119.40
1	A	408	VAL	C-N-CD	-20.97	74.47	120.60
1	E	408	VAL	C-N-CD	-20.97	74.47	120.60
1	F	408	VAL	C-N-CD	-20.96	74.50	120.60
1	B	408	VAL	C-N-CD	-20.95	74.51	120.60
1	C	408	VAL	C-N-CD	-20.95	74.52	120.60
1	D	408	VAL	C-N-CD	-20.95	74.52	120.60
1	D	64	ARG	N-CA-C	17.38	157.94	111.00
1	C	64	ARG	N-CA-C	17.38	157.92	111.00
1	F	64	ARG	N-CA-C	17.38	157.92	111.00
1	B	64	ARG	N-CA-C	17.36	157.87	111.00
1	E	64	ARG	N-CA-C	17.36	157.87	111.00
1	A	64	ARG	N-CA-C	17.34	157.83	111.00
1	C	65	SER	N-CA-CB	-13.65	90.03	110.50
1	B	65	SER	N-CA-CB	-13.63	90.06	110.50
1	F	65	SER	N-CA-CB	-13.62	90.06	110.50
1	D	65	SER	N-CA-CB	-13.62	90.07	110.50

*Continued on next page...*



*Continued from previous page...*

Mol	Chain	Res	Type	Atoms	Z	Observed(°)	Ideal(°)
1	E	65	SER	N-CA-CB	-13.62	90.07	110.50
1	A	65	SER	N-CA-CB	-13.62	90.07	110.50
1	F	366	VAL	CB-CA-C	-10.52	91.42	111.40
1	C	366	VAL	CB-CA-C	-10.51	91.44	111.40
1	A	277	PRO	CA-N-CD	-10.50	96.80	111.50
1	D	366	VAL	CB-CA-C	-10.49	91.46	111.40
1	A	366	VAL	CB-CA-C	-10.49	91.48	111.40
1	D	277	PRO	CA-N-CD	-10.48	96.83	111.50
1	B	366	VAL	CB-CA-C	-10.45	91.54	111.40
1	E	366	VAL	CB-CA-C	-10.45	91.54	111.40
1	F	277	PRO	CA-N-CD	-10.45	96.86	111.50
1	E	277	PRO	CA-N-CD	-10.45	96.87	111.50
1	B	277	PRO	CA-N-CD	-10.45	96.87	111.50
1	C	277	PRO	CA-N-CD	-10.44	96.89	111.50
1	A	328	ALA	CB-CA-C	9.93	124.99	110.10
1	C	328	ALA	CB-CA-C	9.92	124.98	110.10
1	B	328	ALA	CB-CA-C	9.92	124.98	110.10
1	F	328	ALA	CB-CA-C	9.92	124.98	110.10
1	E	328	ALA	CB-CA-C	9.91	124.96	110.10
1	D	328	ALA	CB-CA-C	9.90	124.95	110.10
1	B	364	ALA	N-CA-C	-9.70	84.81	111.00
1	E	364	ALA	N-CA-C	-9.70	84.81	111.00
1	A	364	ALA	N-CA-C	-9.70	84.83	111.00
1	C	364	ALA	N-CA-C	-9.70	84.82	111.00
1	F	364	ALA	N-CA-C	-9.70	84.82	111.00
1	D	364	ALA	N-CA-C	-9.69	84.84	111.00
1	A	115	VAL	N-CA-C	9.55	136.79	111.00
1	B	115	VAL	N-CA-C	9.54	136.77	111.00
1	C	115	VAL	N-CA-C	9.54	136.76	111.00
1	D	115	VAL	N-CA-C	9.53	136.74	111.00
1	F	115	VAL	N-CA-C	9.53	136.72	111.00
1	E	115	VAL	N-CA-C	9.52	136.71	111.00
1	A	329	HIS	N-CA-CB	-9.04	94.32	110.60
1	C	329	HIS	N-CA-CB	-9.04	94.33	110.60
1	B	329	HIS	N-CA-CB	-9.03	94.35	110.60
1	E	329	HIS	N-CA-CB	-9.03	94.35	110.60
1	D	329	HIS	N-CA-CB	-9.01	94.38	110.60
1	F	329	HIS	N-CA-CB	-9.01	94.38	110.60
1	D	387	PRO	CA-N-CD	-8.57	99.50	111.50
1	A	387	PRO	CA-N-CD	-8.56	99.52	111.50
1	E	387	PRO	CA-N-CD	-8.54	99.54	111.50
1	B	387	PRO	CA-N-CD	-8.54	99.55	111.50

*Continued on next page...*

*Continued from previous page...*

Mol	Chain	Res	Type	Atoms	Z	Observed(°)	Ideal(°)
1	F	387	PRO	CA-N-CD	-8.53	99.56	111.50
1	C	387	PRO	CA-N-CD	-8.51	99.58	111.50
1	F	546	PRO	CA-N-CD	-8.50	99.60	111.50
1	E	546	PRO	CA-N-CD	-8.48	99.63	111.50
1	D	546	PRO	CA-N-CD	-8.47	99.64	111.50
1	A	546	PRO	CA-N-CD	-8.46	99.65	111.50
1	C	546	PRO	CA-N-CD	-8.46	99.65	111.50
1	B	546	PRO	CA-N-CD	-8.44	99.69	111.50
1	D	546	PRO	N-CD-CG	-8.39	90.61	103.20
1	E	546	PRO	N-CD-CG	-8.38	90.62	103.20
1	A	546	PRO	N-CD-CG	-8.38	90.63	103.20
1	C	546	PRO	N-CD-CG	-8.38	90.64	103.20
1	B	546	PRO	N-CD-CG	-8.37	90.64	103.20
1	F	546	PRO	N-CD-CG	-8.36	90.67	103.20
1	F	434	PRO	CA-N-CD	-8.35	99.81	111.50
1	E	434	PRO	CA-N-CD	-8.35	99.81	111.50
1	D	434	PRO	CA-N-CD	-8.34	99.82	111.50
1	C	434	PRO	CA-N-CD	-8.33	99.83	111.50
1	A	409	PRO	N-CD-CG	-8.33	90.70	103.20
1	F	409	PRO	N-CD-CG	-8.33	90.70	103.20
1	B	434	PRO	CA-N-CD	-8.32	99.85	111.50
1	E	409	PRO	N-CD-CG	-8.32	90.72	103.20
1	C	409	PRO	N-CD-CG	-8.31	90.73	103.20
1	A	434	PRO	CA-N-CD	-8.31	99.86	111.50
1	D	409	PRO	N-CD-CG	-8.31	90.73	103.20
1	B	409	PRO	N-CD-CG	-8.30	90.75	103.20
1	F	546	PRO	N-CA-CB	8.22	113.17	103.30
1	D	546	PRO	N-CA-CB	8.22	113.17	103.30
1	E	546	PRO	N-CA-CB	8.21	113.15	103.30
1	C	546	PRO	N-CA-CB	8.21	113.15	103.30
1	A	546	PRO	N-CA-CB	8.19	113.13	103.30
1	B	546	PRO	N-CA-CB	8.16	113.09	103.30
1	A	361	PRO	CA-N-CD	-7.95	100.37	111.50
1	C	361	PRO	CA-N-CD	-7.94	100.38	111.50
1	E	361	PRO	CA-N-CD	-7.93	100.39	111.50
1	D	361	PRO	CA-N-CD	-7.93	100.40	111.50
1	F	361	PRO	CA-N-CD	-7.92	100.41	111.50
1	B	361	PRO	CA-N-CD	-7.92	100.41	111.50
1	D	80	PRO	N-CD-CG	-7.79	91.52	103.20
1	E	80	PRO	N-CD-CG	-7.76	91.56	103.20
1	B	80	PRO	N-CD-CG	-7.75	91.57	103.20
1	C	80	PRO	N-CD-CG	-7.75	91.58	103.20

*Continued on next page...*

*Continued from previous page...*

Mol	Chain	Res	Type	Atoms	Z	Observed(°)	Ideal(°)
1	A	80	PRO	N-CD-CG	-7.75	91.58	103.20
1	F	80	PRO	N-CD-CG	-7.75	91.58	103.20
1	B	80	PRO	CA-N-CD	-7.59	100.88	111.50
1	A	115	VAL	CB-CA-C	-7.59	96.98	111.40
1	B	337	PRO	N-CD-CG	-7.58	91.83	103.20
1	E	337	PRO	N-CD-CG	-7.58	91.83	103.20
1	F	337	PRO	N-CD-CG	-7.58	91.83	103.20
1	A	80	PRO	CA-N-CD	-7.57	100.90	111.50
1	E	80	PRO	CA-N-CD	-7.57	100.90	111.50
1	A	337	PRO	N-CD-CG	-7.57	91.84	103.20
1	C	337	PRO	N-CD-CG	-7.57	91.85	103.20
1	C	115	VAL	CB-CA-C	-7.57	97.02	111.40
1	F	115	VAL	CB-CA-C	-7.57	97.02	111.40
1	D	337	PRO	N-CD-CG	-7.57	91.85	103.20
1	C	80	PRO	CA-N-CD	-7.56	100.91	111.50
1	D	115	VAL	CB-CA-C	-7.56	97.03	111.40
1	E	363	ARG	N-CA-C	-7.56	90.58	111.00
1	F	80	PRO	CA-N-CD	-7.56	100.91	111.50
1	E	115	VAL	CB-CA-C	-7.56	97.04	111.40
1	D	80	PRO	CA-N-CD	-7.56	100.92	111.50
1	B	115	VAL	CB-CA-C	-7.56	97.04	111.40
1	F	363	ARG	N-CA-C	-7.55	90.61	111.00
1	D	64	ARG	N-CA-CB	-7.55	97.01	110.60
1	D	363	ARG	N-CA-C	-7.55	90.61	111.00
1	C	363	ARG	N-CA-C	-7.54	90.63	111.00
1	A	363	ARG	N-CA-C	-7.54	90.64	111.00
1	A	64	ARG	N-CA-CB	-7.53	97.05	110.60
1	B	363	ARG	N-CA-C	-7.53	90.67	111.00
1	B	64	ARG	N-CA-CB	-7.52	97.06	110.60
1	E	64	ARG	N-CA-CB	-7.52	97.06	110.60
1	C	64	ARG	N-CA-CB	-7.52	97.06	110.60
1	F	64	ARG	N-CA-CB	-7.51	97.08	110.60
1	E	434	PRO	N-CA-CB	7.43	112.22	103.30
1	F	434	PRO	N-CA-CB	7.42	112.21	103.30
1	B	434	PRO	N-CA-CB	7.41	112.19	103.30
1	A	434	PRO	N-CA-CB	7.41	112.19	103.30
1	C	434	PRO	N-CA-CB	7.41	112.19	103.30
1	D	434	PRO	N-CA-CB	7.39	112.17	103.30
1	C	364	ALA	N-CA-CB	7.32	120.35	110.10
1	A	364	ALA	N-CA-CB	7.30	120.33	110.10
1	B	364	ALA	N-CA-CB	7.30	120.33	110.10
1	A	277	PRO	N-CA-CB	7.29	112.05	103.30

*Continued on next page...*

*Continued from previous page...*

Mol	Chain	Res	Type	Atoms	Z	Observed(°)	Ideal(°)
1	D	364	ALA	N-CA-CB	7.29	120.31	110.10
1	F	364	ALA	N-CA-CB	7.29	120.31	110.10
1	A	47	PRO	CA-N-CD	-7.28	101.31	111.50
1	E	364	ALA	N-CA-CB	7.28	120.29	110.10
1	D	277	PRO	N-CA-CB	7.27	112.03	103.30
1	A	361	PRO	N-CD-CG	-7.26	92.31	103.20
1	E	47	PRO	CA-N-CD	-7.25	101.34	111.50
1	B	47	PRO	CA-N-CD	-7.25	101.36	111.50
1	B	361	PRO	N-CD-CG	-7.25	92.33	103.20
1	D	47	PRO	CA-N-CD	-7.25	101.36	111.50
1	E	361	PRO	N-CD-CG	-7.25	92.33	103.20
1	F	277	PRO	N-CA-CB	7.25	112.00	103.30
1	D	361	PRO	N-CD-CG	-7.24	92.34	103.20
1	C	277	PRO	N-CA-CB	7.24	111.98	103.30
1	F	47	PRO	CA-N-CD	-7.23	101.37	111.50
1	C	47	PRO	CA-N-CD	-7.23	101.38	111.50
1	F	361	PRO	N-CD-CG	-7.23	92.36	103.20
1	E	277	PRO	N-CA-CB	7.22	111.96	103.30
1	C	361	PRO	N-CD-CG	-7.22	92.37	103.20
1	B	277	PRO	N-CA-CB	7.21	111.95	103.30
1	A	434	PRO	N-CD-CG	-7.21	92.39	103.20
1	B	434	PRO	N-CD-CG	-7.19	92.42	103.20
1	D	434	PRO	N-CD-CG	-7.16	92.46	103.20
1	E	434	PRO	N-CD-CG	-7.16	92.46	103.20
1	F	434	PRO	N-CD-CG	-7.15	92.47	103.20
1	C	434	PRO	N-CD-CG	-7.15	92.48	103.20
1	E	277	PRO	N-CD-CG	-7.11	92.53	103.20
1	B	277	PRO	N-CD-CG	-7.10	92.56	103.20
1	D	114	ASN	CB-CA-C	7.09	124.58	110.40
1	C	277	PRO	N-CD-CG	-7.09	92.57	103.20
1	D	277	PRO	N-CD-CG	-7.09	92.57	103.20
1	A	114	ASN	CB-CA-C	7.08	124.57	110.40
1	A	277	PRO	N-CD-CG	-7.07	92.60	103.20
1	E	114	ASN	CB-CA-C	7.07	124.54	110.40
1	F	277	PRO	N-CD-CG	-7.06	92.60	103.20
1	B	114	ASN	CB-CA-C	7.06	124.52	110.40
1	F	114	ASN	CB-CA-C	7.05	124.51	110.40
1	C	114	ASN	CB-CA-C	7.05	124.51	110.40
1	A	80	PRO	N-CA-CB	7.01	111.71	103.30
1	D	80	PRO	N-CA-CB	6.99	111.69	103.30
1	B	80	PRO	N-CA-CB	6.99	111.68	103.30
1	C	64	ARG	CB-CA-C	-6.98	96.44	110.40

*Continued on next page...*

*Continued from previous page...*

Mol	Chain	Res	Type	Atoms	Z	Observed(°)	Ideal(°)
1	E	80	PRO	N-CA-CB	6.97	111.66	103.30
1	F	64	ARG	CB-CA-C	-6.96	96.47	110.40
1	A	64	ARG	CB-CA-C	-6.96	96.49	110.40
1	B	64	ARG	CB-CA-C	-6.96	96.49	110.40
1	E	64	ARG	CB-CA-C	-6.96	96.49	110.40
1	D	64	ARG	CB-CA-C	-6.94	96.51	110.40
1	C	80	PRO	N-CA-CB	6.93	111.62	103.30
1	F	80	PRO	N-CA-CB	6.93	111.62	103.30
1	C	387	PRO	N-CD-CG	-6.88	92.89	103.20
1	F	387	PRO	N-CD-CG	-6.88	92.89	103.20
1	B	387	PRO	N-CD-CG	-6.85	92.92	103.20
1	E	387	PRO	N-CD-CG	-6.84	92.93	103.20
1	A	387	PRO	N-CD-CG	-6.84	92.94	103.20
1	D	387	PRO	N-CD-CG	-6.83	92.96	103.20
1	C	337	PRO	CA-N-CD	-6.79	102.00	111.50
1	F	337	PRO	CA-N-CD	-6.78	102.01	111.50
1	A	337	PRO	CA-N-CD	-6.76	102.03	111.50
1	D	337	PRO	CA-N-CD	-6.76	102.04	111.50
1	E	337	PRO	CA-N-CD	-6.75	102.05	111.50
1	A	361	PRO	N-CA-CB	6.74	111.38	103.30
1	D	387	PRO	N-CA-CB	6.73	111.38	103.30
1	A	387	PRO	N-CA-CB	6.72	111.37	103.30
1	B	337	PRO	CA-N-CD	-6.72	102.09	111.50
1	E	361	PRO	N-CA-CB	6.71	111.36	103.30
1	C	361	PRO	N-CA-CB	6.71	111.35	103.30
1	D	361	PRO	N-CA-CB	6.70	111.34	103.30
1	B	387	PRO	N-CA-CB	6.70	111.34	103.30
1	B	361	PRO	N-CA-CB	6.70	111.34	103.30
1	F	387	PRO	N-CA-CB	6.70	111.33	103.30
1	F	361	PRO	N-CA-CB	6.69	111.33	103.30
1	E	387	PRO	N-CA-CB	6.69	111.33	103.30
1	F	47	PRO	N-CD-CG	-6.69	93.17	103.20
1	B	47	PRO	N-CD-CG	-6.68	93.18	103.20
1	E	47	PRO	N-CD-CG	-6.68	93.19	103.20
1	C	387	PRO	N-CA-CB	6.67	111.31	103.30
1	D	47	PRO	N-CD-CG	-6.67	93.20	103.20
1	A	47	PRO	N-CD-CG	-6.66	93.20	103.20
1	C	47	PRO	N-CD-CG	-6.66	93.21	103.20
1	A	363	ARG	CB-CA-C	6.43	123.26	110.40
1	E	363	ARG	CB-CA-C	6.43	123.25	110.40
1	B	363	ARG	CB-CA-C	6.42	123.24	110.40
1	C	363	ARG	CB-CA-C	6.42	123.23	110.40

*Continued on next page...*

*Continued from previous page...*

Mol	Chain	Res	Type	Atoms	Z	Observed(°)	Ideal(°)
1	D	363	ARG	CB-CA-C	6.42	123.23	110.40
1	F	363	ARG	CB-CA-C	6.41	123.22	110.40
1	D	360	GLU	C-N-CD	-6.24	106.88	120.60
1	B	360	GLU	C-N-CD	-6.22	106.91	120.60
1	E	360	GLU	C-N-CD	-6.22	106.91	120.60
1	C	360	GLU	C-N-CD	-6.22	106.92	120.60
1	F	360	GLU	C-N-CD	-6.21	106.93	120.60
1	A	360	GLU	C-N-CD	-6.21	106.94	120.60
1	C	337	PRO	N-CA-CB	5.80	110.26	103.30
1	F	337	PRO	N-CA-CB	5.79	110.25	103.30
1	A	337	PRO	N-CA-CB	5.75	110.20	103.30
1	D	337	PRO	N-CA-CB	5.75	110.20	103.30
1	E	337	PRO	N-CA-CB	5.74	110.19	103.30
1	B	337	PRO	N-CA-CB	5.71	110.15	103.30
1	A	47	PRO	N-CA-CB	5.65	110.08	103.30
1	E	47	PRO	N-CA-CB	5.62	110.05	103.30
1	D	47	PRO	N-CA-CB	5.62	110.04	103.30
1	B	47	PRO	N-CA-CB	5.61	110.04	103.30
1	F	47	PRO	N-CA-CB	5.61	110.03	103.30
1	C	47	PRO	N-CA-CB	5.60	110.02	103.30
1	C	365	ILE	N-CA-C	-5.33	96.61	111.00
1	A	190	VAL	N-CA-CB	-5.32	99.79	111.50
1	E	190	VAL	N-CA-CB	-5.32	99.79	111.50
1	B	365	ILE	N-CA-C	-5.32	96.64	111.00
1	F	365	ILE	N-CA-C	-5.31	96.65	111.00
1	B	190	VAL	N-CA-CB	-5.31	99.82	111.50
1	C	190	VAL	N-CA-CB	-5.30	99.84	111.50
1	E	365	ILE	N-CA-C	-5.30	96.69	111.00
1	A	365	ILE	N-CA-C	-5.30	96.69	111.00
1	D	365	ILE	N-CA-C	-5.30	96.69	111.00
1	F	190	VAL	N-CA-CB	-5.29	99.86	111.50
1	D	190	VAL	N-CA-CB	-5.29	99.87	111.50
1	C	191	LYS	N-CA-C	5.25	125.18	111.00
1	D	191	LYS	N-CA-C	5.24	125.14	111.00
1	A	191	LYS	N-CA-C	5.24	125.14	111.00
1	F	191	LYS	N-CA-C	5.23	125.13	111.00
1	E	191	LYS	N-CA-C	5.23	125.11	111.00
1	F	391	LEU	CB-CA-C	5.22	120.13	110.20
1	C	391	LEU	CB-CA-C	5.22	120.12	110.20
1	B	191	LYS	N-CA-C	5.22	125.08	111.00
1	D	391	LEU	CB-CA-C	5.22	120.11	110.20
1	A	391	LEU	CB-CA-C	5.21	120.10	110.20

*Continued on next page...*

*Continued from previous page...*

Mol	Chain	Res	Type	Atoms	Z	Observed(°)	Ideal(°)
1	E	391	LEU	CB-CA-C	5.20	120.08	110.20
1	B	391	LEU	CB-CA-C	5.19	120.07	110.20
1	C	365	ILE	CB-CA-C	5.18	121.97	111.60
1	D	365	ILE	CB-CA-C	5.18	121.97	111.60
1	F	365	ILE	CB-CA-C	5.18	121.95	111.60
1	B	365	ILE	CB-CA-C	5.17	121.94	111.60
1	E	365	ILE	CB-CA-C	5.17	121.93	111.60
1	A	365	ILE	CB-CA-C	5.16	121.92	111.60
1	C	391	LEU	N-CA-C	-5.11	97.22	111.00
1	A	391	LEU	N-CA-C	-5.10	97.22	111.00
1	B	391	LEU	N-CA-C	-5.10	97.22	111.00
1	F	391	LEU	N-CA-C	-5.10	97.24	111.00
1	D	391	LEU	N-CA-C	-5.09	97.25	111.00
1	E	391	LEU	N-CA-C	-5.09	97.25	111.00

There are no chirality outliers.

All (18) planarity outliers are listed below:

Mol	Chain	Res	Type	Group
1	A	392	VAL	Peptide
1	A	393	ALA	Peptide
1	A	394	ASN	Peptide
1	B	392	VAL	Peptide
1	B	393	ALA	Peptide
1	B	394	ASN	Peptide
1	C	392	VAL	Peptide
1	C	393	ALA	Peptide
1	C	394	ASN	Peptide
1	D	392	VAL	Peptide
1	D	393	ALA	Peptide
1	D	394	ASN	Peptide
1	E	392	VAL	Peptide
1	E	393	ALA	Peptide
1	E	394	ASN	Peptide
1	F	392	VAL	Peptide
1	F	393	ALA	Peptide
1	F	394	ASN	Peptide

## 5.2 Too-close contacts [i](#)

In the following table, the Non-H and H(model) columns list the number of non-hydrogen atoms and hydrogen atoms in the chain respectively. The H(added) column lists the number of hydrogen atoms added and optimized by MolProbity. The Clashes column lists the number of clashes within the asymmetric unit, whereas Symm-Clashes lists symmetry-related clashes.

Mol	Chain	Non-H	H(model)	H(added)	Clashes	Symm-Clashes
1	A	3345	0	3267	1020	0
1	B	3345	0	3267	1031	0
1	C	3345	0	3267	1038	0
1	D	3345	0	3267	1045	0
1	E	3345	0	3267	1033	0
1	F	3345	0	3267	1029	0
2	G	777	0	731	456	0
2	H	777	0	731	457	0
2	I	777	0	731	464	0
2	J	777	0	731	471	0
2	K	777	0	731	475	0
2	L	777	0	731	465	0
All	All	24732	0	23988	7933	0

The all-atom clashscore is defined as the number of clashes found per 1000 atoms (including hydrogen atoms). The all-atom clashscore for this structure is 163.

All (7933) close contacts within the same asymmetric unit are listed below, sorted by their clash magnitude.

Atom-1	Atom-2	Interatomic distance (Å)	Clash overlap (Å)
1:B:320:TRP:CD1	1:B:344:VAL:HG23	1.31	1.65
1:A:252:PHE:CE2	1:A:257:LYS:HG2	1.11	1.63
1:B:252:PHE:CE2	1:B:257:LYS:HG2	1.11	1.63
1:C:320:TRP:CD1	1:C:344:VAL:HG23	1.31	1.63
1:A:320:TRP:CD1	1:A:344:VAL:HG23	1.31	1.63
1:B:338:LEU:HD12	1:B:414:ALA:CB	1.20	1.63
1:B:327:PHE:CE2	1:B:351:PHE:HD2	1.16	1.62
1:A:327:PHE:CE2	1:A:351:PHE:HD2	1.16	1.61
1:E:338:LEU:HD12	1:E:414:ALA:CB	1.20	1.61
1:C:327:PHE:CE2	1:C:351:PHE:HD2	1.16	1.61
1:D:252:PHE:CE2	1:D:257:LYS:HG2	1.11	1.60
1:D:270:LEU:HA	1:D:277:PRO:CD	1.31	1.60
1:D:338:LEU:HD12	1:D:414:ALA:CB	1.20	1.60
1:C:338:LEU:HD12	1:C:414:ALA:CB	1.20	1.60
1:A:338:LEU:HD12	1:A:414:ALA:CB	1.20	1.59

*Continued on next page...*



*Continued from previous page...*

Atom-1	Atom-2	Interatomic distance (Å)	Clash overlap (Å)
1:B:282:VAL:CG1	1:B:287:GLU:HG2	1.16	1.58
1:C:252:PHE:CE2	1:C:257:LYS:HG2	1.11	1.58
1:E:252:PHE:CE2	1:E:257:LYS:HG2	1.11	1.58
1:E:282:VAL:CG1	1:E:287:GLU:HG2	1.16	1.58
1:F:327:PHE:CE2	1:F:351:PHE:HD2	1.16	1.58
1:D:320:TRP:CD1	1:D:344:VAL:HG23	1.31	1.58
1:A:150:ILE:HD12	1:A:154:PHE:CE2	1.39	1.58
1:E:150:ILE:HD12	1:E:154:PHE:CE2	1.39	1.58
1:F:338:LEU:HD12	1:F:414:ALA:CB	1.20	1.58
1:D:327:PHE:CE2	1:D:351:PHE:HD2	1.16	1.58
1:A:282:VAL:CG1	1:A:287:GLU:HG2	1.16	1.58
1:E:270:LEU:HA	1:E:277:PRO:CD	1.31	1.58
1:F:93:GLU:HB2	1:F:140:ASP:CB	1.33	1.58
1:F:282:VAL:CG1	1:F:287:GLU:HG2	1.16	1.58
1:E:327:PHE:CE2	1:E:351:PHE:HD2	1.16	1.57
1:F:320:TRP:CD1	1:F:344:VAL:HG23	1.31	1.57
1:E:93:GLU:HB2	1:E:140:ASP:CB	1.33	1.57
1:D:282:VAL:CG1	1:D:287:GLU:HG2	1.16	1.57
1:F:252:PHE:CE2	1:F:257:LYS:HG2	1.11	1.57
1:B:150:ILE:HD12	1:B:154:PHE:CE2	1.39	1.56
1:B:270:LEU:HA	1:B:277:PRO:CD	1.31	1.56
1:E:320:TRP:CD1	1:E:344:VAL:HG23	1.31	1.56
1:C:252:PHE:HE2	1:C:257:LYS:CG	1.16	1.56
1:C:270:LEU:HA	1:C:277:PRO:CD	1.31	1.56
1:D:93:GLU:HB2	1:D:140:ASP:CB	1.33	1.56
1:C:93:GLU:HB2	1:C:140:ASP:CB	1.33	1.56
1:A:252:PHE:HE2	1:A:257:LYS:CG	1.16	1.55
1:C:282:VAL:CG1	1:C:287:GLU:HG2	1.16	1.55
1:D:150:ILE:HD12	1:D:154:PHE:CE2	1.39	1.55
1:A:93:GLU:HB2	1:A:140:ASP:CB	1.34	1.54
1:F:270:LEU:HA	1:F:277:PRO:CD	1.31	1.54
1:A:270:LEU:HA	1:A:277:PRO:CD	1.31	1.54
1:C:150:ILE:HD12	1:C:154:PHE:CE2	1.39	1.54
1:E:252:PHE:HE2	1:E:257:LYS:CG	1.16	1.54
1:F:252:PHE:HE2	1:F:257:LYS:CG	1.16	1.54
1:F:150:ILE:HD12	1:F:154:PHE:CE2	1.39	1.53
1:E:119:ILE:CG2	1:E:181:LEU:HD11	1.37	1.53
1:B:93:GLU:HB2	1:B:140:ASP:CB	1.33	1.53
1:C:93:GLU:CB	1:C:140:ASP:CB	1.86	1.53
1:E:93:GLU:CB	1:E:140:ASP:CB	1.86	1.53
1:A:119:ILE:CG2	1:A:181:LEU:HD11	1.37	1.53

*Continued on next page...*

*Continued from previous page...*

Atom-1	Atom-2	Interatomic distance (Å)	Clash overlap (Å)
1:B:119:ILE:CG2	1:B:181:LEU:HD11	1.37	1.52
1:D:93:GLU:CB	1:D:140:ASP:CB	1.86	1.52
1:F:119:ILE:CG2	1:F:181:LEU:HD11	1.37	1.52
2:K:130:VAL:N	2:L:6:GLN:CG	1.71	1.52
1:B:320:TRP:NE1	1:B:344:VAL:CG2	1.73	1.52
1:F:93:GLU:CB	1:F:140:ASP:CB	1.86	1.52
1:B:252:PHE:HE2	1:B:257:LYS:CG	1.16	1.51
1:C:320:TRP:NE1	1:C:344:VAL:CG2	1.73	1.51
1:D:338:LEU:CD1	1:D:414:ALA:HB2	1.04	1.51
1:D:428:GLU:N	1:D:469:THR:CB	1.73	1.51
1:C:338:LEU:CD1	1:C:414:ALA:HB2	1.04	1.51
1:D:252:PHE:HE2	1:D:257:LYS:CG	1.16	1.51
1:E:428:GLU:N	1:E:469:THR:CB	1.73	1.51
1:F:428:GLU:N	1:F:469:THR:CB	1.73	1.51
1:A:428:GLU:N	1:A:469:THR:CB	1.73	1.51
2:G:6:GLN:CG	2:L:130:VAL:N	1.71	1.51
2:G:18:LEU:N	2:G:74:MET:HE1	1.20	1.51
1:A:320:TRP:NE1	1:A:344:VAL:CG2	1.73	1.50
1:D:320:TRP:NE1	1:D:344:VAL:CG2	1.73	1.50
1:E:338:LEU:CD1	1:E:414:ALA:HB2	1.04	1.49
1:C:119:ILE:CG2	1:C:181:LEU:HD11	1.37	1.49
1:B:93:GLU:HB3	1:B:140:ASP:CA	1.03	1.49
1:D:93:GLU:CB	1:D:140:ASP:CA	1.90	1.49
1:C:93:GLU:HB3	1:C:140:ASP:CA	1.03	1.49
1:F:93:GLU:HB3	1:F:140:ASP:CA	1.03	1.49
1:A:338:LEU:CD1	1:A:414:ALA:HB2	1.04	1.48
1:B:264:ILE:HD13	1:B:269:GLN:CB	1.44	1.48
1:B:338:LEU:CD1	1:B:414:ALA:HB2	1.04	1.48
1:C:93:GLU:CB	1:C:140:ASP:CA	1.90	1.48
1:C:264:ILE:HD13	1:C:269:GLN:CB	1.43	1.48
1:C:428:GLU:N	1:C:469:THR:CB	1.73	1.48
1:D:34:LYS:CD	1:D:422:SER:HB2	1.44	1.48
1:D:119:ILE:CG2	1:D:181:LEU:HD11	1.37	1.48
1:E:320:TRP:NE1	1:E:344:VAL:CG2	1.73	1.48
1:A:93:GLU:HB3	1:A:140:ASP:CA	1.03	1.48
1:E:93:GLU:HB3	1:E:140:ASP:CA	1.03	1.48
1:A:93:GLU:CB	1:A:140:ASP:CB	1.86	1.48
1:A:264:ILE:HD13	1:A:269:GLN:CB	1.43	1.48
1:F:320:TRP:NE1	1:F:344:VAL:CG2	1.73	1.48
1:F:338:LEU:CD1	1:F:414:ALA:HB2	1.04	1.48
1:A:34:LYS:CD	1:A:422:SER:HB2	1.44	1.48

*Continued on next page...*

*Continued from previous page...*

Atom-1	Atom-2	Interatomic distance (Å)	Clash overlap (Å)
1:D:264:ILE:HD13	1:D:269:GLN:CB	1.43	1.48
1:B:93:GLU:CB	1:B:140:ASP:HA	1.44	1.47
1:B:428:GLU:N	1:B:469:THR:CB	1.73	1.47
1:E:34:LYS:CD	1:E:422:SER:HB2	1.44	1.47
2:G:130:VAL:N	2:H:6:GLN:CG	1.71	1.47
2:L:24:ALA:CA	2:L:71:VAL:HG13	1.43	1.47
1:B:34:LYS:CD	1:B:422:SER:HB2	1.44	1.47
1:D:93:GLU:HB3	1:D:140:ASP:CA	1.03	1.47
1:F:264:ILE:HD13	1:F:269:GLN:CB	1.43	1.47
1:B:93:GLU:CB	1:B:140:ASP:CB	1.86	1.47
1:E:264:ILE:HD13	1:E:269:GLN:CB	1.43	1.47
2:L:18:LEU:N	2:L:74:MET:HE1	1.19	1.47
1:B:282:VAL:HG12	1:B:287:GLU:CG	1.44	1.47
1:A:93:GLU:CB	1:A:140:ASP:HA	1.44	1.46
1:F:428:GLU:N	1:F:469:THR:HB	1.18	1.46
2:J:24:ALA:CA	2:J:71:VAL:HG13	1.43	1.46
2:K:24:ALA:CA	2:K:71:VAL:HG13	1.43	1.46
1:A:52:GLU:HG2	1:A:88:LEU:CD2	1.45	1.46
1:C:77:GLY:C	1:C:80:PRO:HD2	1.35	1.46
1:D:77:GLY:C	1:D:80:PRO:HD2	1.35	1.46
2:I:24:ALA:CA	2:I:71:VAL:HG13	1.43	1.46
1:C:282:VAL:HG12	1:C:287:GLU:CG	1.43	1.46
1:F:52:GLU:HG2	1:F:88:LEU:CD2	1.45	1.46
2:G:24:ALA:CA	2:G:71:VAL:HG13	1.43	1.45
1:A:428:GLU:N	1:A:469:THR:HB	1.18	1.45
1:F:93:GLU:CB	1:F:140:ASP:CA	1.90	1.45
2:H:130:VAL:N	2:I:6:GLN:CG	1.71	1.45
1:C:352:VAL:HG13	1:C:362:MET:CG	1.47	1.45
1:D:352:VAL:HG13	1:D:362:MET:CG	1.47	1.45
2:K:18:LEU:N	2:K:74:MET:HE1	1.16	1.45
1:E:93:GLU:CB	1:E:140:ASP:CA	1.90	1.45
1:F:93:GLU:CB	1:F:140:ASP:HA	1.44	1.44
1:A:282:VAL:HG12	1:A:287:GLU:CG	1.44	1.44
1:B:352:VAL:HG13	1:B:362:MET:CG	1.47	1.44
1:D:428:GLU:N	1:D:469:THR:HB	1.18	1.44
1:E:327:PHE:CD2	1:E:351:PHE:HD2	1.36	1.44
1:C:34:LYS:CD	1:C:422:SER:HB2	1.44	1.44
1:F:34:LYS:CD	1:F:422:SER:HB2	1.44	1.44
2:J:130:VAL:N	2:K:6:GLN:CG	1.71	1.44
1:D:327:PHE:CD2	1:D:351:PHE:HD2	1.36	1.44
1:F:282:VAL:HG12	1:F:287:GLU:CG	1.43	1.44

*Continued on next page...*

*Continued from previous page...*

Atom-1	Atom-2	Interatomic distance (Å)	Clash overlap (Å)
1:D:282:VAL:HG12	1:D:287:GLU:CG	1.43	1.44
1:E:282:VAL:HG12	1:E:287:GLU:CG	1.43	1.44
1:E:428:GLU:N	1:E:469:THR:HB	1.18	1.43
1:A:327:PHE:CE2	1:A:351:PHE:CD2	2.06	1.43
1:A:327:PHE:CD2	1:A:351:PHE:HD2	1.36	1.43
1:B:327:PHE:CE2	1:B:351:PHE:CD2	2.06	1.43
1:B:327:PHE:CD2	1:B:351:PHE:HD2	1.36	1.43
1:D:52:GLU:HG2	1:D:88:LEU:CD2	1.45	1.43
1:F:327:PHE:CD2	1:F:351:PHE:HD2	1.36	1.43
1:A:93:GLU:CB	1:A:140:ASP:CA	1.90	1.43
1:C:327:PHE:CE2	1:C:351:PHE:CD2	2.06	1.43
1:E:352:VAL:HG13	1:E:362:MET:CG	1.47	1.43
2:H:18:LEU:N	2:H:74:MET:HE1	1.24	1.43
1:A:77:GLY:C	1:A:80:PRO:HD2	1.35	1.42
2:H:24:ALA:CA	2:H:71:VAL:HG13	1.43	1.42
1:B:52:GLU:HG2	1:B:88:LEU:CD2	1.45	1.42
1:B:77:GLY:C	1:B:80:PRO:HD2	1.35	1.42
1:E:77:GLY:C	1:E:80:PRO:HD2	1.35	1.42
1:E:93:GLU:CB	1:E:140:ASP:HA	1.44	1.42
1:F:335:ILE:HG13	1:F:362:MET:CE	1.49	1.42
1:C:428:GLU:N	1:C:469:THR:HB	1.18	1.42
1:F:327:PHE:CE2	1:F:351:PHE:CD2	2.06	1.42
2:I:130:VAL:N	2:J:6:GLN:CG	1.71	1.42
1:E:52:GLU:HG2	1:E:88:LEU:CD2	1.45	1.42
1:D:335:ILE:HG13	1:D:362:MET:CE	1.49	1.41
1:E:338:LEU:HD11	1:E:393:ALA:CB	1.50	1.41
2:J:18:LEU:N	2:J:74:MET:HE1	1.19	1.41
1:C:52:GLU:HG2	1:C:88:LEU:CD2	1.45	1.41
1:C:327:PHE:CD2	1:C:351:PHE:HD2	1.36	1.41
2:I:18:LEU:N	2:I:74:MET:HE1	1.22	1.41
1:C:335:ILE:HG13	1:C:362:MET:CE	1.48	1.41
1:D:93:GLU:CB	1:D:140:ASP:HA	1.44	1.41
1:E:282:VAL:CG1	1:E:287:GLU:CG	1.98	1.41
1:E:327:PHE:CE2	1:E:351:PHE:CD2	2.06	1.41
1:F:338:LEU:HD11	1:F:393:ALA:CB	1.50	1.41
1:A:93:GLU:CB	1:A:140:ASP:HB3	1.48	1.41
1:D:527:ASP:CB	2:K:136:ASP:OD2	1.64	1.41
1:A:335:ILE:HG13	1:A:362:MET:CE	1.49	1.41
1:D:327:PHE:CE2	1:D:351:PHE:CD2	2.06	1.41
1:E:335:ILE:HG13	1:E:362:MET:CE	1.48	1.41
1:A:338:LEU:HD11	1:A:393:ALA:CB	1.50	1.40

*Continued on next page...*

*Continued from previous page...*

Atom-1	Atom-2	Interatomic distance (Å)	Clash overlap (Å)
1:B:338:LEU:HD11	1:B:393:ALA:CB	1.50	1.40
1:D:338:LEU:HD11	1:D:393:ALA:CB	1.50	1.40
1:F:39:ILE:CD1	1:F:327:PHE:HB2	1.51	1.40
1:F:352:VAL:HG13	1:F:362:MET:CG	1.47	1.40
1:B:428:GLU:N	1:B:469:THR:HB	1.18	1.40
1:B:76:TRP:CA	1:B:415:VAL:HG21	1.52	1.39
1:C:76:TRP:CA	1:C:415:VAL:HG21	1.52	1.39
1:E:320:TRP:CD1	1:E:344:VAL:CG2	2.04	1.39
1:C:93:GLU:CB	1:C:140:ASP:HA	1.44	1.39
1:C:338:LEU:HD11	1:C:393:ALA:CB	1.50	1.39
1:D:327:PHE:CD2	1:D:351:PHE:CD2	2.10	1.39
1:F:427:GLY:O	1:F:495:GLU:CG	1.69	1.39
1:A:352:VAL:HG13	1:A:362:MET:CG	1.47	1.39
1:E:39:ILE:CD1	1:E:327:PHE:HB2	1.51	1.39
1:F:77:GLY:C	1:F:80:PRO:HD2	1.35	1.39
1:A:39:ILE:CD1	1:A:327:PHE:HB2	1.51	1.39
1:B:320:TRP:NE1	1:B:344:VAL:HG23	1.06	1.39
1:F:320:TRP:CD1	1:F:344:VAL:CG2	2.04	1.39
1:F:327:PHE:CD2	1:F:351:PHE:CD2	2.10	1.39
1:B:327:PHE:CD2	1:B:351:PHE:CD2	2.10	1.38
1:D:76:TRP:CA	1:D:415:VAL:HG21	1.52	1.38
1:E:76:TRP:CA	1:E:415:VAL:HG21	1.52	1.38
1:C:39:ILE:CD1	1:C:327:PHE:HB2	1.51	1.38
1:B:39:ILE:CD1	1:B:327:PHE:HB2	1.51	1.38
1:B:282:VAL:CG1	1:B:287:GLU:CG	1.98	1.38
1:B:320:TRP:CD1	1:B:344:VAL:CG2	2.04	1.38
1:B:335:ILE:HG13	1:B:362:MET:CE	1.48	1.38
1:D:427:GLY:O	1:D:495:GLU:CG	1.69	1.38
1:F:76:TRP:CA	1:F:415:VAL:HG21	1.52	1.38
1:F:282:VAL:CG1	1:F:287:GLU:CG	1.98	1.38
1:A:282:VAL:CG1	1:A:287:GLU:CG	1.97	1.38
1:E:327:PHE:CD2	1:E:351:PHE:CD2	2.10	1.38
1:D:320:TRP:NE1	1:D:344:VAL:HG23	1.06	1.37
1:A:76:TRP:CA	1:A:415:VAL:HG21	1.52	1.37
1:D:320:TRP:CD1	1:D:344:VAL:CG2	2.04	1.37
1:B:34:LYS:CG	1:B:422:SER:HB2	1.55	1.37
1:C:34:LYS:CG	1:C:422:SER:HB2	1.55	1.37
1:C:320:TRP:NE1	1:C:344:VAL:HG23	1.07	1.36
1:A:327:PHE:CD2	1:A:351:PHE:CD2	2.10	1.36
1:D:39:ILE:CD1	1:D:327:PHE:HB2	1.51	1.36
1:C:282:VAL:CG1	1:C:287:GLU:CG	1.97	1.36

*Continued on next page...*

*Continued from previous page...*

Atom-1	Atom-2	Interatomic distance (Å)	Clash overlap (Å)
1:D:93:GLU:CB	1:D:140:ASP:HB3	1.48	1.36
1:A:34:LYS:CG	1:A:422:SER:HB2	1.55	1.36
1:C:327:PHE:CD2	1:C:351:PHE:CD2	2.10	1.36
1:A:320:TRP:CD1	1:A:344:VAL:CG2	2.04	1.35
1:C:427:GLY:O	1:C:495:GLU:CG	1.69	1.35
1:D:34:LYS:CG	1:D:422:SER:HB2	1.55	1.35
1:D:112:TYR:N	1:D:141:ASP:HB2	1.41	1.35
1:E:320:TRP:NE1	1:E:344:VAL:HG23	1.07	1.35
1:F:34:LYS:CG	1:F:422:SER:HB2	1.55	1.35
1:C:34:LYS:HD2	1:C:422:SER:CB	1.56	1.35
1:E:34:LYS:CG	1:E:422:SER:HB2	1.55	1.35
1:F:320:TRP:NE1	1:F:344:VAL:HG23	1.07	1.35
1:A:427:GLY:O	1:A:495:GLU:CG	1.69	1.34
1:B:34:LYS:HD2	1:B:422:SER:CB	1.57	1.34
1:A:540:ASN:O	1:A:541:GLU:HG3	1.24	1.34
1:E:112:TYR:N	1:E:141:ASP:HB2	1.41	1.34
2:H:127:GLU:C	2:I:8:THR:CG2	1.96	1.34
1:A:320:TRP:NE1	1:A:344:VAL:HG23	1.06	1.34
1:C:93:GLU:CB	1:C:140:ASP:HB3	1.48	1.34
1:C:112:TYR:N	1:C:141:ASP:HB2	1.41	1.34
2:K:127:GLU:C	2:L:8:THR:CG2	1.96	1.34
1:D:282:VAL:CG1	1:D:287:GLU:CG	1.97	1.33
2:J:127:GLU:C	2:K:8:THR:CG2	1.96	1.33
1:D:537:LYS:HG3	1:D:545:PHE:CE2	1.63	1.33
1:E:537:LYS:HG3	1:E:545:PHE:CE2	1.62	1.33
1:F:93:GLU:CB	1:F:140:ASP:HB3	1.48	1.33
2:G:24:ALA:HB1	2:G:71:VAL:CG1	1.59	1.33
1:C:320:TRP:CD1	1:C:344:VAL:CG2	2.04	1.33
1:C:527:ASP:CB	2:J:136:ASP:OD2	1.76	1.33
1:E:92:ILE:CG1	1:E:326:LYS:HZ2	1.39	1.33
1:D:370:PHE:CE2	1:D:448:ASP:OD2	1.81	1.33
1:A:112:TYR:N	1:A:141:ASP:HB2	1.41	1.32
1:D:34:LYS:HD2	1:D:422:SER:CB	1.56	1.32
1:E:34:LYS:HD2	1:E:422:SER:CB	1.56	1.32
1:E:370:PHE:CE2	1:E:448:ASP:OD2	1.81	1.32
1:F:537:LYS:HG3	1:F:545:PHE:CE2	1.62	1.32
1:F:540:ASN:O	1:F:541:GLU:HG3	1.24	1.32
2:G:8:THR:CG2	2:L:127:GLU:C	1.96	1.32
1:B:112:TYR:N	1:B:141:ASP:HB2	1.41	1.32
1:C:370:PHE:CE2	1:C:448:ASP:OD2	1.81	1.32
1:E:427:GLY:O	1:E:495:GLU:CG	1.69	1.32

*Continued on next page...*

*Continued from previous page...*

Atom-1	Atom-2	Interatomic distance (Å)	Clash overlap (Å)
2:G:127:GLU:C	2:H:8:THR:CG2	1.96	1.32
2:I:24:ALA:HB1	2:I:71:VAL:CG1	1.59	1.32
1:A:537:LYS:HG3	1:A:545:PHE:CE2	1.63	1.32
1:D:528:PHE:CZ	2:K:107:TYR:HB3	1.64	1.32
2:L:24:ALA:HB1	2:L:71:VAL:CG1	1.59	1.32
1:B:540:ASN:O	1:B:541:GLU:HG3	1.24	1.32
1:C:537:LYS:HG3	1:C:545:PHE:CD2	1.65	1.32
2:I:127:GLU:C	2:J:8:THR:CG2	1.96	1.32
1:A:370:PHE:CE2	1:A:448:ASP:OD2	1.81	1.31
1:B:370:PHE:CE2	1:B:448:ASP:OD2	1.81	1.31
1:F:34:LYS:HD2	1:F:422:SER:CB	1.56	1.31
1:F:112:TYR:N	1:F:141:ASP:HB2	1.41	1.31
1:F:370:PHE:CE2	1:F:448:ASP:OD2	1.81	1.31
2:H:24:ALA:HB1	2:H:71:VAL:CG1	1.59	1.31
2:J:24:ALA:HB1	2:J:71:VAL:CG1	1.59	1.31
1:A:34:LYS:HD2	1:A:422:SER:CB	1.57	1.31
1:C:537:LYS:HG3	1:C:545:PHE:CE2	1.62	1.31
2:K:24:ALA:HB1	2:K:71:VAL:CG1	1.59	1.31
1:C:110:LYS:CE	1:C:113:GLY:HA3	1.61	1.31
1:E:335:ILE:O	1:E:337:PRO:HD3	1.18	1.31
1:E:355:ARG:O	1:E:361:PRO:HD3	1.28	1.31
2:I:24:ALA:CB	2:I:71:VAL:CG1	2.09	1.31
1:B:537:LYS:HG3	1:B:545:PHE:CD2	1.65	1.31
2:J:24:ALA:CB	2:J:71:VAL:CG1	2.09	1.31
1:B:93:GLU:CB	1:B:140:ASP:HB3	1.48	1.31
1:B:537:LYS:HG3	1:B:545:PHE:CE2	1.62	1.31
1:D:110:LYS:CE	1:D:113:GLY:HA3	1.61	1.31
1:D:535:ARG:HH22	2:K:135:GLU:CD	1.32	1.31
1:D:537:LYS:HG3	1:D:545:PHE:CD2	1.65	1.31
1:B:93:GLU:CB	1:B:140:ASP:CA	1.90	1.30
1:E:93:GLU:CB	1:E:140:ASP:HB3	1.48	1.30
2:G:27:LYS:HE2	2:H:95:GLN:OE1	1.32	1.30
1:A:92:ILE:CG1	1:A:326:LYS:HZ2	1.44	1.30
2:L:24:ALA:CB	2:L:71:VAL:CG1	2.09	1.30
1:B:110:LYS:CE	1:B:113:GLY:HA3	1.61	1.30
1:F:335:ILE:O	1:F:337:PRO:HD3	1.18	1.30
1:A:537:LYS:HG3	1:A:545:PHE:CD2	1.65	1.29
1:E:537:LYS:HG3	1:E:545:PHE:CD2	1.65	1.29
2:H:24:ALA:CB	2:H:71:VAL:CG1	2.09	1.29
1:F:166:THR:CG2	1:F:171:HIS:O	1.79	1.29
2:K:24:ALA:CB	2:K:71:VAL:CG1	2.09	1.29

*Continued on next page...*

*Continued from previous page...*

Atom-1	Atom-2	Interatomic distance (Å)	Clash overlap (Å)
1:B:166:THR:CG2	1:B:171:HIS:O	1.79	1.29
1:B:387:PRO:CG	1:B:390:SER:HB2	1.61	1.29
1:D:352:VAL:CG1	1:D:362:MET:HG3	1.62	1.29
1:D:387:PRO:CG	1:D:390:SER:HB2	1.61	1.29
1:E:407:HIS:C	1:E:409:PRO:HD3	1.53	1.29
2:J:24:ALA:CB	2:J:71:VAL:HG12	1.62	1.29
1:F:537:LYS:HG3	1:F:545:PHE:CD2	1.65	1.29
2:I:24:ALA:CB	2:I:71:VAL:HG12	1.62	1.29
1:B:338:LEU:O	1:B:412:MET:HE2	1.25	1.29
1:B:427:GLY:O	1:B:495:GLU:CG	1.69	1.29
1:D:166:THR:CG2	1:D:171:HIS:O	1.79	1.29
1:E:166:THR:CG2	1:E:171:HIS:O	1.79	1.29
1:E:540:ASN:O	1:E:541:GLU:HG3	1.24	1.29
1:F:387:PRO:CG	1:F:390:SER:HB2	1.61	1.29
1:A:166:THR:CG2	1:A:171:HIS:O	1.79	1.28
1:A:407:HIS:O	1:A:409:PRO:HD3	1.12	1.28
1:B:77:GLY:O	1:B:80:PRO:HD2	1.27	1.28
1:B:110:LYS:HB2	1:B:190:VAL:O	1.32	1.28
1:E:110:LYS:CE	1:E:113:GLY:HA3	1.61	1.28
1:E:387:PRO:CG	1:E:390:SER:HB2	1.61	1.28
1:F:110:LYS:CE	1:F:113:GLY:HA3	1.61	1.28
1:F:407:HIS:O	1:F:409:PRO:HD3	1.12	1.28
1:F:407:HIS:C	1:F:409:PRO:HD3	1.53	1.28
1:A:47:PRO:CB	1:A:93:GLU:OE1	1.81	1.28
1:B:407:HIS:O	1:B:409:PRO:CD	1.81	1.28
1:E:47:PRO:CB	1:E:93:GLU:OE1	1.81	1.28
1:A:77:GLY:O	1:A:80:PRO:HD2	1.26	1.28
1:C:540:ASN:O	1:C:541:GLU:HG3	1.24	1.28
1:F:355:ARG:O	1:F:361:PRO:HD3	1.28	1.28
1:A:387:PRO:CG	1:A:390:SER:HB2	1.61	1.28
1:B:47:PRO:CB	1:B:93:GLU:OE1	1.81	1.28
1:C:407:HIS:O	1:C:409:PRO:CD	1.81	1.28
1:D:110:LYS:HB2	1:D:190:VAL:O	1.32	1.28
1:E:110:LYS:HB2	1:E:190:VAL:O	1.32	1.28
2:G:24:ALA:CB	2:G:71:VAL:CG1	2.09	1.28
1:B:335:ILE:O	1:B:337:PRO:HD3	1.18	1.28
1:D:407:HIS:C	1:D:409:PRO:HD3	1.53	1.28
1:C:166:THR:CG2	1:C:171:HIS:O	1.79	1.27
1:C:352:VAL:CG1	1:C:362:MET:HG3	1.62	1.27
1:C:387:PRO:CG	1:C:390:SER:HB2	1.61	1.27
1:F:77:GLY:O	1:F:80:PRO:HD2	1.27	1.27

*Continued on next page...*



*Continued from previous page...*

Atom-1	Atom-2	Interatomic distance (Å)	Clash overlap (Å)
1:C:355:ARG:O	1:C:361:PRO:HD3	1.28	1.27
1:D:407:HIS:O	1:D:409:PRO:CD	1.81	1.27
1:A:110:LYS:HB2	1:A:190:VAL:O	1.32	1.27
1:A:110:LYS:CE	1:A:113:GLY:HA3	1.61	1.27
1:F:407:HIS:O	1:F:409:PRO:CD	1.81	1.27
1:D:540:ASN:O	1:D:541:GLU:HG3	1.24	1.27
2:H:24:ALA:CA	2:H:71:VAL:HA	1.65	1.27
2:H:24:ALA:CB	2:H:71:VAL:HG12	1.62	1.27
2:K:24:ALA:CB	2:K:71:VAL:HG12	1.62	1.27
1:A:355:ARG:O	1:A:361:PRO:HD3	1.28	1.27
1:A:407:HIS:C	1:A:409:PRO:HD3	1.53	1.27
1:D:47:PRO:CB	1:D:93:GLU:OE1	1.81	1.27
1:D:77:GLY:O	1:D:80:PRO:HD2	1.27	1.27
1:D:335:ILE:O	1:D:337:PRO:HD3	1.18	1.27
1:E:407:HIS:O	1:E:409:PRO:CD	1.81	1.27
2:I:27:LYS:HE2	2:J:95:GLN:OE1	1.31	1.27
1:F:352:VAL:CG1	1:F:362:MET:HG3	1.62	1.26
2:G:24:ALA:CB	2:G:71:VAL:HG12	1.62	1.26
1:A:407:HIS:O	1:A:409:PRO:CD	1.81	1.26
1:B:39:ILE:HD13	1:B:327:PHE:CA	1.65	1.26
1:B:407:HIS:C	1:B:409:PRO:HD3	1.53	1.26
1:C:47:PRO:CB	1:C:93:GLU:OE1	1.81	1.26
1:E:77:GLY:O	1:E:80:PRO:HD2	1.27	1.26
1:C:407:HIS:C	1:C:409:PRO:HD3	1.53	1.26
2:G:24:ALA:CA	2:G:71:VAL:HA	1.65	1.26
2:J:27:LYS:HE2	2:K:95:GLN:OE1	1.32	1.26
1:B:355:ARG:O	1:B:361:PRO:HD3	1.28	1.26
1:F:39:ILE:CD1	1:F:327:PHE:CB	2.14	1.26
2:G:95:GLN:OE1	2:L:27:LYS:HE2	1.31	1.26
1:B:112:TYR:HA	1:B:141:ASP:OD2	1.36	1.25
1:C:113:GLY:N	1:C:141:ASP:HB3	1.50	1.25
1:D:113:GLY:N	1:D:141:ASP:HB3	1.50	1.25
1:E:134:LEU:HD22	1:E:143:PHE:CE1	1.71	1.25
2:H:27:LYS:HE2	2:I:95:GLN:OE1	1.32	1.25
2:K:24:ALA:CA	2:K:71:VAL:HA	1.65	1.25
1:C:39:ILE:HD13	1:C:327:PHE:CA	1.65	1.25
1:C:77:GLY:O	1:C:80:PRO:HD2	1.27	1.25
1:C:134:LEU:HD22	1:C:143:PHE:CE1	1.71	1.25
1:C:169:VAL:HB	1:C:286:GLU:OE1	1.36	1.25
1:C:335:ILE:O	1:C:337:PRO:HD3	1.18	1.25
1:D:407:HIS:O	1:D:409:PRO:HD3	1.12	1.25

*Continued on next page...*

*Continued from previous page...*

Atom-1	Atom-2	Interatomic distance (Å)	Clash overlap (Å)
1:F:47:PRO:CB	1:F:93:GLU:OE1	1.81	1.25
1:F:110:LYS:HB2	1:F:190:VAL:O	1.32	1.25
1:A:335:ILE:O	1:A:337:PRO:HD3	1.18	1.25
1:D:355:ARG:O	1:D:361:PRO:HD3	1.28	1.25
1:A:352:VAL:CG1	1:A:362:MET:HG3	1.62	1.25
1:B:352:VAL:CG1	1:B:362:MET:HG3	1.62	1.25
1:E:39:ILE:HD13	1:E:327:PHE:CA	1.65	1.25
2:J:68:SER:OG	2:K:102:GLU:OE1	1.55	1.25
1:C:39:ILE:CD1	1:C:327:PHE:CB	2.14	1.25
1:D:541:GLU:N	1:D:568:ILE:HD11	1.50	1.25
2:L:24:ALA:CA	2:L:71:VAL:HA	1.65	1.25
1:A:338:LEU:O	1:A:412:MET:HE2	1.30	1.25
1:B:113:GLY:N	1:B:141:ASP:HB3	1.50	1.25
1:E:541:GLU:N	1:E:568:ILE:HD11	1.50	1.25
2:K:27:LYS:HE2	2:L:95:GLN:OE1	1.32	1.25
1:A:39:ILE:CD1	1:A:327:PHE:CB	2.14	1.25
1:A:112:TYR:HA	1:A:141:ASP:OD2	1.36	1.25
1:A:320:TRP:HZ2	1:A:343:SER:O	1.20	1.25
1:A:566:TYR:HD2	1:A:572:LYS:O	1.19	1.25
1:C:112:TYR:HA	1:C:141:ASP:OD2	1.37	1.25
1:E:39:ILE:CD1	1:E:327:PHE:CB	2.14	1.25
2:I:24:ALA:CA	2:I:71:VAL:HA	1.65	1.25
2:L:24:ALA:CB	2:L:71:VAL:HG12	1.62	1.25
1:A:541:GLU:N	1:A:568:ILE:HD11	1.50	1.24
1:B:320:TRP:HZ2	1:B:343:SER:O	1.20	1.24
1:F:134:LEU:HD22	1:F:143:PHE:CE1	1.72	1.24
1:F:320:TRP:HZ2	1:F:343:SER:O	1.20	1.24
1:E:113:GLY:N	1:E:141:ASP:HB3	1.50	1.24
1:E:320:TRP:HZ2	1:E:343:SER:O	1.20	1.24
1:F:39:ILE:HD13	1:F:327:PHE:CA	1.65	1.24
2:H:68:SER:OG	2:I:102:GLU:OE1	1.55	1.24
2:I:24:ALA:CA	2:I:71:VAL:CG1	2.16	1.24
2:I:127:GLU:O	2:J:8:THR:HG22	1.38	1.24
1:A:39:ILE:HD13	1:A:327:PHE:CA	1.65	1.24
1:B:134:LEU:HD22	1:B:143:PHE:CE1	1.71	1.24
1:C:407:HIS:O	1:C:409:PRO:HD3	1.12	1.24
1:D:39:ILE:CD1	1:D:327:PHE:CB	2.14	1.24
2:G:68:SER:OG	2:H:102:GLU:OE1	1.55	1.24
2:I:68:SER:OG	2:J:102:GLU:OE1	1.55	1.24
1:C:264:ILE:CD1	1:C:269:GLN:HG2	1.68	1.24
1:E:352:VAL:CG1	1:E:362:MET:HG3	1.62	1.24

*Continued on next page...*

*Continued from previous page...*

Atom-1	Atom-2	Interatomic distance (Å)	Clash overlap (Å)
2:H:127:GLU:O	2:I:8:THR:HG22	1.38	1.24
1:B:39:ILE:CD1	1:B:327:PHE:CB	2.14	1.24
1:B:45:GLY:HA3	1:B:111:ILE:CG1	1.68	1.24
1:D:39:ILE:HD13	1:D:327:PHE:CA	1.65	1.24
1:D:169:VAL:HB	1:D:286:GLU:OE1	1.36	1.24
1:F:264:ILE:CD1	1:F:269:GLN:HG2	1.68	1.24
2:H:128:GLU:N	2:I:8:THR:HG21	1.53	1.24
2:J:24:ALA:CA	2:J:71:VAL:HA	1.65	1.24
2:K:68:SER:OG	2:L:102:GLU:OE1	1.55	1.24
1:C:320:TRP:HZ2	1:C:343:SER:O	1.20	1.23
1:C:541:GLU:N	1:C:568:ILE:HD11	1.50	1.23
1:D:134:LEU:HD22	1:D:143:PHE:CE1	1.71	1.23
1:E:407:HIS:O	1:E:409:PRO:HD3	1.12	1.23
2:G:129:GLU:O	2:H:6:GLN:HB2	1.39	1.23
2:K:68:SER:CB	2:L:102:GLU:OE1	1.86	1.23
1:C:110:LYS:HB2	1:C:190:VAL:O	1.32	1.23
1:D:320:TRP:HZ2	1:D:343:SER:O	1.20	1.23
1:A:320:TRP:CZ2	1:A:343:SER:O	1.92	1.23
1:C:270:LEU:CA	1:C:277:PRO:CD	2.17	1.23
1:D:264:ILE:CD1	1:D:269:GLN:HG2	1.68	1.23
1:F:338:LEU:O	1:F:412:MET:HE2	1.32	1.23
2:G:102:GLU:OE1	2:L:68:SER:CB	1.86	1.23
2:J:24:ALA:CA	2:J:71:VAL:CG1	2.16	1.23
1:B:47:PRO:HB3	1:B:93:GLU:CD	1.59	1.23
1:B:269:GLN:O	1:B:277:PRO:HD2	1.39	1.23
1:B:270:LEU:CA	1:B:277:PRO:CD	2.17	1.23
1:C:77:GLY:O	1:C:80:PRO:CD	1.87	1.23
2:G:8:THR:HG21	2:L:128:GLU:N	1.53	1.23
2:H:27:LYS:HD3	2:I:95:GLN:O	1.39	1.23
2:H:129:GLU:O	2:I:6:GLN:HB2	1.39	1.23
1:B:264:ILE:CD1	1:B:269:GLN:HG2	1.68	1.23
1:D:112:TYR:HA	1:D:141:ASP:OD2	1.36	1.23
1:F:45:GLY:HA3	1:F:111:ILE:CG1	1.68	1.23
1:F:113:GLY:N	1:F:141:ASP:HB3	1.50	1.23
1:F:320:TRP:CZ2	1:F:343:SER:O	1.92	1.23
2:G:102:GLU:OE1	2:L:68:SER:OG	1.55	1.23
2:K:24:ALA:CA	2:K:71:VAL:CG1	2.16	1.23
2:K:128:GLU:N	2:L:8:THR:HG21	1.53	1.23
1:A:169:VAL:HB	1:A:286:GLU:OE1	1.36	1.22
1:A:264:ILE:CD1	1:A:269:GLN:HG2	1.68	1.22
1:B:77:GLY:O	1:B:80:PRO:CD	1.87	1.22

*Continued on next page...*

*Continued from previous page...*

Atom-1	Atom-2	Interatomic distance (Å)	Clash overlap (Å)
1:C:566:TYR:HD2	1:C:572:LYS:O	1.19	1.22
1:F:541:GLU:N	1:F:568:ILE:HD11	1.50	1.22
2:J:127:GLU:O	2:K:8:THR:HG22	1.38	1.22
1:A:113:GLY:N	1:A:141:ASP:HB3	1.50	1.22
1:A:119:ILE:HG22	1:A:181:LEU:CD1	1.69	1.22
1:B:407:HIS:O	1:B:409:PRO:HD3	1.12	1.22
1:B:541:GLU:N	1:B:568:ILE:HD11	1.50	1.22
1:D:524:ILE:HG12	2:K:107:TYR:CZ	1.73	1.22
1:E:264:ILE:CD1	1:E:269:GLN:HG2	1.68	1.22
2:I:68:SER:CB	2:J:102:GLU:OE1	1.86	1.22
1:A:134:LEU:HD22	1:A:143:PHE:CE1	1.71	1.22
1:A:270:LEU:CA	1:A:277:PRO:CD	2.17	1.22
1:A:499:PHE:HE2	1:A:532:TYR:OH	1.21	1.22
1:B:320:TRP:CZ2	1:B:343:SER:O	1.92	1.22
1:D:270:LEU:CA	1:D:277:PRO:CD	2.17	1.22
1:D:320:TRP:CZ2	1:D:343:SER:O	1.92	1.22
1:E:166:THR:HG23	1:E:171:HIS:O	1.37	1.22
2:J:68:SER:CB	2:K:102:GLU:OE1	1.86	1.22
1:C:320:TRP:CZ2	1:C:343:SER:O	1.92	1.22
1:E:119:ILE:HG22	1:E:181:LEU:CD1	1.69	1.22
1:E:270:LEU:CA	1:E:277:PRO:CD	2.17	1.22
1:E:320:TRP:CZ2	1:E:343:SER:O	1.92	1.22
1:F:93:GLU:C	1:F:140:ASP:OD1	1.78	1.22
1:F:119:ILE:HG22	1:F:181:LEU:CD1	1.69	1.22
1:F:270:LEU:CA	1:F:277:PRO:CD	2.17	1.22
2:G:127:GLU:O	2:H:8:THR:HG22	1.38	1.22
2:G:128:GLU:N	2:H:8:THR:HG21	1.53	1.22
2:H:24:ALA:CA	2:H:71:VAL:CG1	2.16	1.22
2:H:68:SER:CB	2:I:102:GLU:OE1	1.86	1.22
1:B:169:VAL:HB	1:B:286:GLU:OE1	1.36	1.22
1:C:45:GLY:HA3	1:C:111:ILE:CG1	1.68	1.22
1:C:47:PRO:HB3	1:C:93:GLU:CD	1.59	1.22
2:L:24:ALA:CA	2:L:71:VAL:CG1	2.16	1.22
1:B:499:PHE:HE2	1:B:532:TYR:OH	1.21	1.21
1:C:387:PRO:HG2	1:C:390:SER:CB	1.71	1.21
1:C:409:PRO:HB2	1:C:411:TYR:CE1	1.75	1.21
1:E:45:GLY:HA3	1:E:111:ILE:CG1	1.68	1.21
2:G:6:GLN:HB2	2:L:129:GLU:O	1.39	1.21
2:G:68:SER:CB	2:H:102:GLU:OE1	1.86	1.21
2:G:95:GLN:O	2:L:27:LYS:HD3	1.39	1.21
2:I:128:GLU:N	2:J:8:THR:HG21	1.53	1.21

*Continued on next page...*

*Continued from previous page...*

Atom-1	Atom-2	Interatomic distance (Å)	Clash overlap (Å)
1:A:45:GLY:HA3	1:A:111:ILE:CG1	1.68	1.21
1:A:47:PRO:HB3	1:A:93:GLU:CD	1.59	1.21
1:C:269:GLN:O	1:C:277:PRO:HD2	1.39	1.21
1:D:119:ILE:HG22	1:D:181:LEU:CD1	1.69	1.21
1:E:47:PRO:HB3	1:E:93:GLU:CD	1.59	1.21
1:E:77:GLY:O	1:E:80:PRO:CD	1.87	1.21
1:E:93:GLU:C	1:E:140:ASP:OD1	1.78	1.21
1:F:112:TYR:HA	1:F:141:ASP:OD2	1.36	1.21
2:G:24:ALA:CA	2:G:71:VAL:CG1	2.16	1.21
2:I:129:GLU:O	2:J:6:GLN:HB2	1.39	1.21
2:J:128:GLU:N	2:K:8:THR:HG21	1.53	1.21
1:B:387:PRO:HG2	1:B:390:SER:CB	1.71	1.21
1:C:93:GLU:C	1:C:140:ASP:OD1	1.78	1.21
1:D:45:GLY:HA3	1:D:111:ILE:CG1	1.68	1.21
1:D:47:PRO:HB3	1:D:93:GLU:CD	1.59	1.21
1:D:409:PRO:HB2	1:D:411:TYR:CE1	1.75	1.21
1:E:527:ASP:HB3	2:L:136:ASP:OD2	1.35	1.21
1:F:77:GLY:O	1:F:80:PRO:CD	1.87	1.21
1:F:169:VAL:HB	1:F:286:GLU:OE1	1.36	1.21
1:B:93:GLU:C	1:B:140:ASP:OD1	1.78	1.21
1:B:566:TYR:HD2	1:B:572:LYS:O	1.19	1.21
1:D:77:GLY:O	1:D:80:PRO:CD	1.87	1.21
1:D:387:PRO:HG2	1:D:390:SER:CB	1.71	1.21
1:F:92:ILE:CG1	1:F:326:LYS:HZ2	1.51	1.21
1:B:409:PRO:HB2	1:B:411:TYR:CE1	1.75	1.21
1:C:527:ASP:HB3	2:J:136:ASP:OD2	1.04	1.21
2:K:127:GLU:O	2:L:8:THR:HG22	1.38	1.21
1:A:93:GLU:C	1:A:140:ASP:OD1	1.79	1.20
1:D:93:GLU:C	1:D:140:ASP:OD1	1.79	1.20
1:F:110:LYS:HE3	1:F:113:GLY:CA	1.72	1.20
1:F:499:PHE:HE2	1:F:532:TYR:OH	1.21	1.20
2:G:8:THR:HG22	2:L:127:GLU:O	1.38	1.20
1:A:387:PRO:HG2	1:A:390:SER:CB	1.71	1.20
1:F:166:THR:HG23	1:F:171:HIS:O	1.37	1.20
1:C:264:ILE:HD13	1:C:269:GLN:HB3	1.24	1.20
1:C:543:GLN:NE2	1:C:568:ILE:HG23	1.57	1.20
1:D:264:ILE:HD13	1:D:269:GLN:HB3	1.24	1.20
1:E:387:PRO:HG2	1:E:390:SER:CB	1.71	1.20
1:C:119:ILE:HG22	1:C:181:LEU:CD1	1.69	1.20
1:C:499:PHE:HE2	1:C:532:TYR:OH	1.21	1.20
1:C:528:PHE:CZ	2:J:107:TYR:HB3	1.75	1.20

*Continued on next page...*

*Continued from previous page...*

Atom-1	Atom-2	Interatomic distance (Å)	Clash overlap (Å)
1:D:264:ILE:HG21	1:D:269:GLN:HB3	1.23	1.20
1:E:409:PRO:HB2	1:E:411:TYR:CE1	1.75	1.20
1:F:282:VAL:O	1:F:287:GLU:HB2	1.02	1.20
1:A:409:PRO:HB2	1:A:411:TYR:CE1	1.75	1.20
1:B:110:LYS:HE3	1:B:113:GLY:CA	1.72	1.20
1:B:150:ILE:CD1	1:B:154:PHE:CE2	2.25	1.20
1:D:540:ASN:O	1:D:541:GLU:CG	1.90	1.20
1:F:47:PRO:HB3	1:F:93:GLU:CD	1.59	1.20
1:F:387:PRO:HG2	1:F:390:SER:CB	1.71	1.20
1:B:119:ILE:HG22	1:B:181:LEU:CD1	1.69	1.19
1:C:90:MET:O	1:C:326:LYS:HD2	1.42	1.19
1:D:269:GLN:O	1:D:277:PRO:HD2	1.39	1.19
1:D:355:ARG:O	1:D:361:PRO:CD	1.90	1.19
1:E:269:GLN:O	1:E:277:PRO:HD2	1.39	1.19
1:E:282:VAL:O	1:E:287:GLU:HB2	1.02	1.19
1:E:566:TYR:HD2	1:E:572:LYS:O	1.19	1.19
2:I:27:LYS:HD3	2:J:95:GLN:O	1.39	1.19
1:A:150:ILE:CD1	1:A:154:PHE:CE2	2.25	1.19
1:A:540:ASN:O	1:A:541:GLU:CG	1.90	1.19
1:B:355:ARG:O	1:B:361:PRO:CD	1.90	1.19
1:B:527:ASP:HB3	2:I:136:ASP:OD2	1.41	1.19
1:C:150:ILE:CD1	1:C:154:PHE:CE2	2.25	1.19
1:D:166:THR:HG23	1:D:171:HIS:O	1.37	1.19
1:D:543:GLN:NE2	1:D:568:ILE:HG23	1.57	1.19
1:F:409:PRO:HB2	1:F:411:TYR:CE1	1.75	1.19
2:H:127:GLU:C	2:I:8:THR:HG22	1.59	1.19
1:A:77:GLY:O	1:A:80:PRO:CD	1.87	1.19
1:B:543:GLN:NE2	1:B:568:ILE:HG23	1.57	1.19
1:C:282:VAL:HG13	1:C:287:GLU:CD	1.62	1.19
1:D:338:LEU:CG	1:D:414:ALA:HB2	1.73	1.19
1:E:535:ARG:HH22	2:L:135:GLU:CD	1.44	1.19
1:F:269:GLN:O	1:F:277:PRO:HD2	1.39	1.19
1:A:282:VAL:O	1:A:287:GLU:HB2	1.02	1.19
1:E:112:TYR:HA	1:E:141:ASP:OD2	1.36	1.19
1:E:338:LEU:CG	1:E:414:ALA:HB2	1.73	1.19
1:F:355:ARG:O	1:F:361:PRO:CD	1.90	1.19
2:G:27:LYS:HD3	2:H:95:GLN:O	1.38	1.19
1:A:110:LYS:HE3	1:A:113:GLY:CA	1.72	1.19
1:A:320:TRP:CZ2	1:A:343:SER:C	2.17	1.19
1:B:282:VAL:HG13	1:B:287:GLU:CD	1.62	1.19
1:C:110:LYS:HE3	1:C:113:GLY:CA	1.72	1.19

*Continued on next page...*

*Continued from previous page...*

Atom-1	Atom-2	Interatomic distance (Å)	Clash overlap (Å)
1:D:90:MET:O	1:D:326:LYS:HD2	1.42	1.19
1:E:540:ASN:O	1:E:541:GLU:CG	1.90	1.19
1:F:540:ASN:O	1:F:541:GLU:CG	1.90	1.19
2:K:27:LYS:HD3	2:L:95:GLN:O	1.39	1.19
1:A:90:MET:O	1:A:326:LYS:HD2	1.42	1.18
1:B:320:TRP:CZ2	1:B:343:SER:C	2.17	1.18
1:B:540:ASN:O	1:B:541:GLU:CG	1.90	1.18
1:C:264:ILE:HG21	1:C:269:GLN:HB3	1.23	1.18
1:C:338:LEU:CG	1:C:414:ALA:HB2	1.73	1.18
1:C:355:ARG:O	1:C:361:PRO:CD	1.90	1.18
1:C:540:ASN:O	1:C:541:GLU:CG	1.90	1.18
1:D:150:ILE:CD1	1:D:154:PHE:CE2	2.25	1.18
1:E:150:ILE:CD1	1:E:154:PHE:CE2	2.25	1.18
1:E:169:VAL:HB	1:E:286:GLU:OE1	1.36	1.18
1:E:320:TRP:CZ2	1:E:343:SER:C	2.17	1.18
1:F:338:LEU:CG	1:F:414:ALA:HB2	1.73	1.18
1:F:543:GLN:NE2	1:F:568:ILE:HG23	1.57	1.18
2:I:24:ALA:HA	2:I:71:VAL:HG13	1.22	1.18
2:K:129:GLU:O	2:L:6:GLN:HB2	1.39	1.18
1:A:543:GLN:NE2	1:A:568:ILE:HG23	1.57	1.18
1:B:90:MET:O	1:B:326:LYS:HD2	1.42	1.18
1:D:110:LYS:HE3	1:D:113:GLY:CA	1.72	1.18
1:E:499:PHE:HE2	1:E:532:TYR:OH	1.21	1.18
1:F:90:MET:O	1:F:326:LYS:HD2	1.42	1.18
1:F:150:ILE:CD1	1:F:154:PHE:CE2	2.25	1.18
1:B:264:ILE:HD13	1:B:269:GLN:HB3	1.24	1.18
1:B:338:LEU:HD11	1:B:393:ALA:HB3	1.22	1.18
1:D:499:PHE:HE2	1:D:532:TYR:OH	1.21	1.18
1:E:355:ARG:O	1:E:361:PRO:CD	1.90	1.18
2:J:18:LEU:N	2:J:74:MET:CE	2.07	1.18
1:A:355:ARG:O	1:A:361:PRO:CD	1.90	1.18
1:C:320:TRP:CZ2	1:C:343:SER:C	2.17	1.18
1:D:282:VAL:O	1:D:287:GLU:HB2	1.02	1.18
1:E:110:LYS:HE3	1:E:113:GLY:CA	1.72	1.18
2:I:18:LEU:N	2:I:74:MET:CE	2.07	1.18
1:A:269:GLN:O	1:A:277:PRO:HD2	1.39	1.18
2:K:18:LEU:N	2:K:74:MET:CE	2.07	1.18
1:A:282:VAL:HG13	1:A:287:GLU:CD	1.62	1.17
1:D:566:TYR:HD2	1:D:572:LYS:O	1.19	1.17
1:E:282:VAL:HG13	1:E:287:GLU:CD	1.62	1.17
1:E:543:GLN:NE2	1:E:568:ILE:HG23	1.57	1.17

*Continued on next page...*

*Continued from previous page...*

Atom-1	Atom-2	Interatomic distance (Å)	Clash overlap (Å)
1:F:320:TRP:CZ2	1:F:343:SER:C	2.17	1.17
1:F:566:TYR:HD2	1:F:572:LYS:O	1.19	1.17
2:J:129:GLU:O	2:K:6:GLN:HB2	1.39	1.17
1:D:92:ILE:CG1	1:D:326:LYS:HZ2	1.55	1.17
1:B:282:VAL:O	1:B:287:GLU:HB2	1.02	1.17
1:B:338:LEU:CG	1:B:414:ALA:HB2	1.73	1.17
1:D:527:ASP:HB3	2:K:136:ASP:OD2	1.00	1.17
1:A:338:LEU:CG	1:A:414:ALA:HB2	1.73	1.17
1:C:282:VAL:O	1:C:287:GLU:CB	1.93	1.17
2:G:24:ALA:HA	2:G:71:VAL:HG13	1.22	1.17
2:J:22:GLU:HB3	2:J:70:PHE:HE2	1.06	1.17
1:D:320:TRP:CZ2	1:D:343:SER:C	2.17	1.17
1:D:524:ILE:HG12	2:K:107:TYR:CE2	1.80	1.17
1:F:282:VAL:HG13	1:F:287:GLU:CD	1.62	1.17
2:H:18:LEU:N	2:H:74:MET:CE	2.07	1.17
2:I:127:GLU:C	2:J:8:THR:HG22	1.59	1.17
1:E:264:ILE:HD13	1:E:269:GLN:HB3	1.24	1.16
2:G:70:PHE:HB3	2:H:99:ARG:CD	1.75	1.16
2:G:99:ARG:CD	2:L:70:PHE:HB3	1.75	1.16
1:B:282:VAL:O	1:B:287:GLU:CB	1.93	1.16
1:C:338:LEU:HD11	1:C:393:ALA:HB3	1.22	1.16
1:D:282:VAL:HG13	1:D:287:GLU:CD	1.62	1.16
2:H:70:PHE:HB3	2:I:99:ARG:CD	1.75	1.16
2:J:27:LYS:HD3	2:K:95:GLN:O	1.38	1.16
2:K:127:GLU:C	2:L:8:THR:HG22	1.59	1.16
1:A:132:LEU:HG	1:A:148:ASP:HA	1.22	1.16
1:A:166:THR:HG23	1:A:171:HIS:O	1.37	1.16
1:F:132:LEU:HG	1:F:148:ASP:HA	1.22	1.16
2:J:68:SER:N	2:K:102:GLU:CD	1.99	1.16
2:K:70:PHE:HB3	2:L:99:ARG:CD	1.75	1.16
2:L:18:LEU:N	2:L:74:MET:CE	2.07	1.16
1:C:282:VAL:O	1:C:287:GLU:HB2	1.02	1.16
2:G:68:SER:N	2:H:102:GLU:CD	1.99	1.16
2:I:27:LYS:CG	2:J:95:GLN:HG3	1.76	1.16
2:J:70:PHE:HB3	2:K:99:ARG:CD	1.75	1.16
1:C:132:LEU:HG	1:C:148:ASP:HA	1.22	1.16
1:C:166:THR:HG23	1:C:171:HIS:O	1.37	1.16
1:E:264:ILE:HG21	1:E:269:GLN:HB3	1.23	1.16
2:J:27:LYS:CG	2:K:95:GLN:HG3	1.76	1.16
1:E:92:ILE:CD1	1:E:326:LYS:HZ2	1.59	1.15
2:G:99:ARG:HD2	2:L:70:PHE:HB3	1.25	1.15

*Continued on next page...*



*Continued from previous page...*

Atom-1	Atom-2	Interatomic distance (Å)	Clash overlap (Å)
2:H:68:SER:N	2:I:102:GLU:CD	1.99	1.15
2:L:24:ALA:HA	2:L:71:VAL:HG13	1.22	1.15
1:C:270:LEU:CA	1:C:277:PRO:HD3	1.76	1.15
1:C:535:ARG:HH22	2:J:135:GLU:CD	1.50	1.15
1:E:90:MET:O	1:E:326:LYS:HD2	1.42	1.15
1:E:270:LEU:HA	1:E:277:PRO:HD2	1.19	1.15
1:F:34:LYS:CB	1:F:422:SER:HB2	1.76	1.15
2:G:18:LEU:N	2:G:74:MET:CE	2.07	1.15
1:B:34:LYS:CB	1:B:422:SER:HB2	1.76	1.15
1:B:132:LEU:HG	1:B:148:ASP:HA	1.22	1.15
1:E:76:TRP:O	1:E:415:VAL:CG2	1.95	1.15
2:K:68:SER:N	2:L:102:GLU:CD	1.99	1.15
1:A:76:TRP:O	1:A:415:VAL:CG2	1.95	1.15
1:B:76:TRP:O	1:B:415:VAL:CG2	1.95	1.15
1:E:338:LEU:HB2	1:E:414:ALA:HB3	1.26	1.15
1:F:282:VAL:O	1:F:287:GLU:CB	1.93	1.15
2:G:102:GLU:CD	2:L:68:SER:N	1.99	1.15
2:I:70:PHE:HB3	2:J:99:ARG:CD	1.75	1.15
1:B:320:TRP:CZ2	1:B:344:VAL:HA	1.83	1.15
1:E:34:LYS:CB	1:E:422:SER:HB2	1.76	1.15
1:F:270:LEU:CA	1:F:277:PRO:HD3	1.76	1.15
1:A:110:LYS:HB3	1:A:192:SER:HB3	1.17	1.14
1:A:282:VAL:O	1:A:287:GLU:CB	1.93	1.14
1:C:34:LYS:CB	1:C:422:SER:HB2	1.76	1.14
1:C:93:GLU:OE2	1:C:112:TYR:N	1.80	1.14
1:C:107:ILE:HB	1:C:193:TYR:HD2	1.08	1.14
1:E:282:VAL:O	1:E:287:GLU:CB	1.93	1.14
2:I:68:SER:N	2:J:102:GLU:CD	1.99	1.14
1:A:34:LYS:CB	1:A:422:SER:HB2	1.76	1.14
1:B:166:THR:HG23	1:B:171:HIS:O	1.37	1.14
2:G:8:THR:HG22	2:L:127:GLU:C	1.59	1.14
2:G:95:GLN:HG3	2:L:27:LYS:CG	1.76	1.14
1:D:282:VAL:O	1:D:287:GLU:CB	1.93	1.14
2:J:63:PHE:C	2:K:94:ASP:OD1	1.86	1.14
2:K:22:GLU:HB3	2:K:70:PHE:HE2	1.06	1.14
1:B:93:GLU:OE2	1:B:112:TYR:N	1.80	1.14
1:D:34:LYS:CB	1:D:422:SER:HB2	1.76	1.14
1:D:76:TRP:O	1:D:415:VAL:CG2	1.95	1.14
2:I:63:PHE:C	2:J:94:ASP:OD1	1.86	1.14
2:K:27:LYS:CG	2:L:95:GLN:HG3	1.76	1.14
2:G:94:ASP:OD1	2:L:63:PHE:C	1.86	1.14

*Continued on next page...*

*Continued from previous page...*

Atom-1	Atom-2	Interatomic distance (Å)	Clash overlap (Å)
2:H:27:LYS:CG	2:I:95:GLN:HG3	1.76	1.14
2:K:63:PHE:C	2:L:94:ASP:OD1	1.86	1.14
1:E:111:ILE:O	1:E:189:GLU:HB3	1.47	1.13
1:E:270:LEU:CA	1:E:277:PRO:HD3	1.76	1.13
1:E:527:ASP:CB	2:L:136:ASP:OD2	1.95	1.13
1:F:76:TRP:O	1:F:415:VAL:CG2	1.95	1.13
1:F:90:MET:O	1:F:326:LYS:CE	1.97	1.13
2:H:22:GLU:HB3	2:H:70:PHE:HE2	1.06	1.13
2:J:24:ALA:HA	2:J:71:VAL:HG13	1.22	1.13
2:J:127:GLU:C	2:K:8:THR:HG22	1.59	1.13
1:D:93:GLU:OE2	1:D:112:TYR:N	1.81	1.13
1:D:320:TRP:CZ2	1:D:344:VAL:HA	1.83	1.13
2:G:24:ALA:HA	2:G:71:VAL:CG1	1.78	1.13
2:G:27:LYS:CG	2:H:95:GLN:HG3	1.76	1.13
1:A:320:TRP:CZ2	1:A:344:VAL:HA	1.83	1.13
1:B:264:ILE:HG21	1:B:269:GLN:HB3	1.23	1.13
1:C:76:TRP:O	1:C:415:VAL:CG2	1.95	1.13
1:C:320:TRP:CZ2	1:C:344:VAL:HA	1.83	1.13
1:D:107:ILE:HB	1:D:193:TYR:HD2	1.08	1.13
1:D:264:ILE:HG12	1:D:266:SER:H	1.11	1.13
1:E:320:TRP:CZ2	1:E:344:VAL:HA	1.83	1.13
1:F:264:ILE:HG12	1:F:266:SER:H	1.11	1.13
1:F:394:ASN:HB3	1:F:458:ILE:O	1.49	1.13
2:H:24:ALA:HA	2:H:71:VAL:CG1	1.78	1.13
1:A:338:LEU:HD11	1:A:393:ALA:HB3	1.23	1.13
1:B:60:LYS:O	1:B:64:ARG:HB3	1.49	1.13
1:C:60:LYS:O	1:C:64:ARG:HB3	1.49	1.13
1:E:93:GLU:OE2	1:E:112:TYR:N	1.80	1.13
1:F:110:LYS:HB3	1:F:192:SER:HB3	1.18	1.13
2:L:24:ALA:HA	2:L:71:VAL:CG1	1.78	1.13
1:C:394:ASN:HB3	1:C:458:ILE:O	1.48	1.13
1:D:528:PHE:CE1	2:K:107:TYR:HB3	1.82	1.12
1:E:90:MET:O	1:E:326:LYS:CE	1.97	1.12
1:F:270:LEU:CA	1:F:277:PRO:HD2	1.78	1.13
2:H:63:PHE:C	2:I:94:ASP:OD1	1.86	1.13
1:E:90:MET:O	1:E:326:LYS:CD	1.97	1.12
1:F:320:TRP:CZ2	1:F:344:VAL:HA	1.83	1.12
2:I:24:ALA:HA	2:I:71:VAL:CG1	1.78	1.12
2:K:70:PHE:HB3	2:L:99:ARG:HD2	1.25	1.12
1:A:90:MET:O	1:A:326:LYS:CE	1.97	1.12
1:A:93:GLU:OE2	1:A:112:TYR:N	1.81	1.12

*Continued on next page...*

*Continued from previous page...*

Atom-1	Atom-2	Interatomic distance (Å)	Clash overlap (Å)
1:A:270:LEU:CA	1:A:277:PRO:HD3	1.76	1.12
1:A:501:VAL:HG13	1:A:578:LEU:HD21	1.13	1.12
1:B:52:GLU:HG2	1:B:88:LEU:HD23	1.29	1.12
1:D:90:MET:O	1:D:326:LYS:CD	1.97	1.12
1:D:394:ASN:HB3	1:D:458:ILE:O	1.49	1.12
1:E:264:ILE:HG12	1:E:266:SER:H	1.11	1.12
1:E:394:ASN:HB3	1:E:458:ILE:O	1.49	1.12
1:F:93:GLU:OE2	1:F:112:TYR:N	1.80	1.12
2:G:63:PHE:C	2:H:94:ASP:OD1	1.86	1.12
1:A:60:LYS:O	1:A:64:ARG:HB3	1.49	1.12
1:A:111:ILE:O	1:A:189:GLU:HB3	1.47	1.12
1:B:43:GLU:CD	1:B:67:GLU:HG3	1.69	1.12
1:B:107:ILE:HB	1:B:193:TYR:HD2	1.08	1.12
1:C:92:ILE:CD1	1:C:326:LYS:NZ	2.13	1.12
1:D:92:ILE:CD1	1:D:326:LYS:NZ	2.13	1.12
1:D:110:LYS:HB3	1:D:192:SER:HB3	1.18	1.12
1:E:45:GLY:HA3	1:E:111:ILE:HG13	1.19	1.12
1:E:52:GLU:HG2	1:E:88:LEU:HD23	1.29	1.12
1:E:270:LEU:CA	1:E:277:PRO:HD2	1.78	1.12
1:F:111:ILE:O	1:F:189:GLU:HB3	1.47	1.12
1:B:270:LEU:CA	1:B:277:PRO:HD3	1.76	1.12
1:C:90:MET:O	1:C:326:LYS:CE	1.97	1.12
1:C:264:ILE:HG12	1:C:266:SER:H	1.11	1.12
1:D:60:LYS:O	1:D:64:ARG:HB3	1.49	1.12
1:D:111:ILE:O	1:D:189:GLU:HB3	1.47	1.12
1:D:338:LEU:HD11	1:D:393:ALA:HB3	1.22	1.12
1:F:43:GLU:CD	1:F:67:GLU:HG3	1.69	1.12
1:F:501:VAL:HG13	1:F:578:LEU:HD21	1.12	1.12
2:J:24:ALA:HA	2:J:71:VAL:CG1	1.78	1.12
1:B:92:ILE:CD1	1:B:326:LYS:NZ	2.13	1.12
1:C:43:GLU:CD	1:C:67:GLU:HG3	1.69	1.12
1:D:270:LEU:CA	1:D:277:PRO:HD2	1.78	1.12
1:F:90:MET:O	1:F:326:LYS:CD	1.97	1.12
1:F:92:ILE:CD1	1:F:326:LYS:NZ	2.13	1.11
2:H:128:GLU:N	2:I:8:THR:CG2	2.12	1.11
1:A:264:ILE:HG12	1:A:266:SER:H	1.11	1.11
1:B:338:LEU:CD1	1:B:414:ALA:CB	1.96	1.11
1:C:90:MET:O	1:C:326:LYS:CD	1.97	1.11
1:D:90:MET:O	1:D:326:LYS:CE	1.97	1.11
1:F:394:ASN:CB	1:F:458:ILE:O	1.99	1.11
1:A:92:ILE:CD1	1:A:326:LYS:NZ	2.13	1.11

*Continued on next page...*

*Continued from previous page...*

Atom-1	Atom-2	Interatomic distance (Å)	Clash overlap (Å)
1:B:45:GLY:HA3	1:B:111:ILE:CD1	1.80	1.11
1:B:394:ASN:HB3	1:B:458:ILE:O	1.48	1.11
1:C:39:ILE:HD13	1:C:327:PHE:HA	1.12	1.11
1:D:132:LEU:HG	1:D:148:ASP:HA	1.22	1.11
1:F:338:LEU:HB2	1:F:414:ALA:HB3	1.26	1.11
1:B:370:PHE:HE2	1:B:448:ASP:OD2	1.23	1.11
1:D:394:ASN:CB	1:D:458:ILE:O	1.99	1.11
1:F:60:LYS:O	1:F:64:ARG:HB3	1.49	1.11
2:I:22:GLU:HB3	2:I:70:PHE:CE2	1.81	1.11
2:K:24:ALA:HA	2:K:71:VAL:HG13	1.22	1.11
1:A:43:GLU:CD	1:A:67:GLU:HG3	1.69	1.11
1:B:90:MET:O	1:B:326:LYS:CD	1.97	1.11
1:B:537:LYS:CG	1:B:545:PHE:CE2	2.34	1.11
1:C:45:GLY:HA3	1:C:111:ILE:CD1	1.80	1.11
1:E:45:GLY:CA	1:E:111:ILE:CD1	2.29	1.11
1:E:132:LEU:HG	1:E:148:ASP:HA	1.22	1.11
1:F:270:LEU:HD22	1:F:274:GLY:HA2	1.33	1.11
2:G:70:PHE:HB3	2:H:99:ARG:HD2	1.25	1.11
2:K:70:PHE:CB	2:L:99:ARG:HD2	1.81	1.11
1:A:90:MET:O	1:A:326:LYS:CD	1.97	1.10
1:A:92:ILE:HD13	1:A:323:LYS:HA	1.24	1.10
1:A:264:ILE:HD13	1:A:269:GLN:HB3	1.24	1.10
1:A:264:ILE:HG21	1:A:269:GLN:HB3	1.23	1.10
1:B:394:ASN:CB	1:B:458:ILE:O	1.99	1.10
1:C:39:ILE:CD1	1:C:327:PHE:CA	2.29	1.10
1:E:92:ILE:HD13	1:E:323:LYS:HA	1.24	1.10
1:F:92:ILE:CG1	1:F:326:LYS:NZ	2.14	1.10
1:F:92:ILE:HG13	1:F:326:LYS:NZ	1.66	1.10
2:I:22:GLU:HB3	2:I:70:PHE:HE2	1.06	1.10
1:A:92:ILE:CD1	1:A:326:LYS:HZ2	1.64	1.10
1:A:408:VAL:C	1:A:409:PRO:CD	2.20	1.10
1:B:39:ILE:CD1	1:B:327:PHE:CA	2.29	1.10
1:B:45:GLY:HA3	1:B:111:ILE:HG13	1.19	1.10
1:B:92:ILE:HD13	1:B:323:LYS:HA	1.24	1.10
1:B:92:ILE:CG1	1:B:326:LYS:NZ	2.14	1.10
1:B:111:ILE:O	1:B:189:GLU:HB3	1.47	1.10
1:C:92:ILE:HG13	1:C:326:LYS:NZ	1.66	1.10
1:C:110:LYS:HB3	1:C:192:SER:HB3	1.17	1.10
1:C:111:ILE:O	1:C:189:GLU:HB3	1.47	1.10
1:C:270:LEU:CA	1:C:277:PRO:HD2	1.78	1.10
2:G:6:GLN:HG2	2:L:130:VAL:N	0.84	1.10

*Continued on next page...*

*Continued from previous page...*

Atom-1	Atom-2	Interatomic distance (Å)	Clash overlap (Å)
2:H:22:GLU:HB3	2:H:70:PHE:CE2	1.81	1.10
2:L:22:GLU:HB3	2:L:70:PHE:HE2	1.06	1.10
1:A:394:ASN:HB3	1:A:458:ILE:O	1.48	1.10
1:B:39:ILE:HD11	1:B:327:PHE:CB	1.78	1.10
1:B:110:LYS:HB3	1:B:192:SER:HB3	1.18	1.10
1:B:264:ILE:HD12	1:B:269:GLN:HG2	1.12	1.10
1:B:338:LEU:HD12	1:B:414:ALA:CA	1.81	1.10
1:C:45:GLY:CA	1:C:111:ILE:HD11	1.82	1.10
1:C:92:ILE:CG1	1:C:326:LYS:NZ	2.15	1.10
1:C:264:ILE:HD12	1:C:269:GLN:HG2	1.12	1.10
1:C:394:ASN:CB	1:C:458:ILE:O	1.99	1.10
1:D:39:ILE:HD11	1:D:327:PHE:CB	1.78	1.10
1:D:45:GLY:HA3	1:D:111:ILE:CD1	1.80	1.10
1:D:45:GLY:CA	1:D:111:ILE:CD1	2.29	1.10
1:D:52:GLU:HG2	1:D:88:LEU:HD23	1.29	1.10
1:D:92:ILE:HG13	1:D:326:LYS:CE	1.82	1.10
1:D:537:LYS:CG	1:D:545:PHE:CE2	2.34	1.10
1:E:394:ASN:CB	1:E:458:ILE:O	1.99	1.10
2:G:70:PHE:CB	2:H:99:ARG:HD2	1.81	1.10
2:G:127:GLU:C	2:H:8:THR:HG22	1.59	1.10
2:H:24:ALA:HA	2:H:71:VAL:HG13	1.22	1.10
2:K:128:GLU:N	2:L:8:THR:CG2	2.12	1.10
1:A:52:GLU:HG2	1:A:88:LEU:HD23	1.29	1.10
1:B:90:MET:O	1:B:326:LYS:CE	1.97	1.10
1:C:45:GLY:HA3	1:C:111:ILE:HG13	1.19	1.10
1:C:338:LEU:HB2	1:C:414:ALA:HB3	1.26	1.10
1:D:39:ILE:CD1	1:D:327:PHE:CA	2.29	1.10
1:D:92:ILE:HG13	1:D:326:LYS:NZ	1.66	1.10
1:F:81:ASN:HA	1:F:84:ALA:HB3	1.10	1.10
1:F:154:PHE:CE1	1:F:199:ALA:HB2	1.87	1.10
1:F:335:ILE:O	1:F:337:PRO:CD	2.00	1.10
2:H:70:PHE:CB	2:I:99:ARG:HD2	1.81	1.10
2:K:24:ALA:HA	2:K:71:VAL:CG1	1.78	1.10
1:A:39:ILE:CD1	1:A:327:PHE:CA	2.29	1.10
1:A:45:GLY:HA3	1:A:111:ILE:CD1	1.80	1.10
1:A:92:ILE:CG1	1:A:326:LYS:NZ	2.15	1.10
1:A:394:ASN:CB	1:A:458:ILE:O	1.99	1.10
1:A:537:LYS:CG	1:A:545:PHE:CE2	2.34	1.10
1:B:408:VAL:C	1:B:409:PRO:CD	2.20	1.10
1:C:92:ILE:HG13	1:C:326:LYS:CE	1.82	1.10
1:C:92:ILE:CG1	1:C:326:LYS:HZ2	1.65	1.10

*Continued on next page...*

*Continued from previous page...*

Atom-1	Atom-2	Interatomic distance (Å)	Clash overlap (Å)
1:C:537:LYS:CG	1:C:545:PHE:CE2	2.34	1.10
1:D:154:PHE:CE1	1:D:199:ALA:HB2	1.87	1.10
1:E:51:TYR:CE2	1:E:62:LEU:HD13	1.87	1.10
1:F:45:GLY:CA	1:F:111:ILE:CD1	2.29	1.10
1:F:52:GLU:HG2	1:F:88:LEU:HD23	1.29	1.10
2:G:99:ARG:HD2	2:L:70:PHE:CB	1.81	1.10
1:A:81:ASN:HA	1:A:84:ALA:HB3	1.10	1.09
1:A:92:ILE:HG13	1:A:326:LYS:NZ	1.66	1.09
1:A:338:LEU:HD12	1:A:414:ALA:CA	1.81	1.09
1:B:39:ILE:HD13	1:B:327:PHE:HA	1.12	1.09
1:B:51:TYR:CE2	1:B:62:LEU:HD13	1.87	1.09
1:C:52:GLU:HG2	1:C:88:LEU:HD23	1.29	1.09
1:C:92:ILE:HD13	1:C:323:LYS:HA	1.24	1.09
1:D:43:GLU:CD	1:D:67:GLU:HG3	1.69	1.09
1:D:51:TYR:CE2	1:D:62:LEU:HD13	1.87	1.09
1:D:92:ILE:CG1	1:D:326:LYS:NZ	2.14	1.09
1:E:45:GLY:HA3	1:E:111:ILE:CD1	1.80	1.09
1:E:335:ILE:O	1:E:337:PRO:CD	2.00	1.09
1:E:370:PHE:HE2	1:E:448:ASP:OD2	1.23	1.09
1:E:566:TYR:CD2	1:E:572:LYS:O	2.05	1.09
1:F:92:ILE:HG13	1:F:326:LYS:CE	1.82	1.09
1:F:408:VAL:C	1:F:409:PRO:CD	2.20	1.09
2:G:99:ARG:CG	2:L:70:PHE:HB3	1.82	1.09
2:G:128:GLU:N	2:H:8:THR:CG2	2.12	1.09
2:I:70:PHE:HB3	2:J:99:ARG:CG	1.82	1.09
2:I:70:PHE:HB3	2:J:99:ARG:HD2	1.25	1.09
1:A:45:GLY:CA	1:A:111:ILE:CD1	2.29	1.09
1:A:107:ILE:HB	1:A:193:TYR:HD2	1.08	1.09
1:A:154:PHE:CE1	1:A:199:ALA:HB2	1.87	1.09
1:B:45:GLY:CA	1:B:111:ILE:HD11	1.82	1.09
1:B:338:LEU:HB2	1:B:414:ALA:HB3	1.26	1.09
1:C:553:ILE:CD1	1:C:555:GLU:HB2	1.83	1.09
1:D:45:GLY:CA	1:D:111:ILE:HD11	1.82	1.09
1:D:270:LEU:CA	1:D:277:PRO:HD3	1.76	1.09
1:D:566:TYR:CD2	1:D:572:LYS:O	2.05	1.09
1:E:60:LYS:O	1:E:64:ARG:HB3	1.49	1.09
1:E:270:LEU:HD22	1:E:274:GLY:HA2	1.33	1.09
1:E:427:GLY:O	1:E:495:GLU:HG2	1.37	1.09
1:E:537:LYS:CG	1:E:545:PHE:CE2	2.34	1.09
1:F:34:LYS:HB2	1:F:422:SER:CB	1.82	1.09
2:H:70:PHE:HB3	2:I:99:ARG:CG	1.82	1.09

*Continued on next page...*

*Continued from previous page...*

Atom-1	Atom-2	Interatomic distance (Å)	Clash overlap (Å)
2:I:70:PHE:CB	2:J:99:ARG:HD2	1.81	1.09
2:J:70:PHE:HB3	2:K:99:ARG:HD2	1.25	1.09
2:K:24:ALA:HA	2:K:71:VAL:HA	1.34	1.09
2:K:27:LYS:HG2	2:L:95:GLN:CG	1.83	1.09
1:A:92:ILE:HG13	1:A:326:LYS:CE	1.82	1.09
1:C:34:LYS:HB2	1:C:422:SER:CB	1.82	1.09
1:D:39:ILE:HD13	1:D:327:PHE:HA	1.12	1.09
1:D:408:VAL:C	1:D:409:PRO:CD	2.20	1.09
1:E:39:ILE:CD1	1:E:327:PHE:CA	2.29	1.09
1:E:92:ILE:HG13	1:E:326:LYS:NZ	1.66	1.09
1:E:107:ILE:HB	1:E:193:TYR:HD2	1.08	1.09
1:E:154:PHE:CE1	1:E:199:ALA:HB2	1.87	1.09
1:E:338:LEU:HD12	1:E:414:ALA:CA	1.81	1.09
1:E:501:VAL:HG13	1:E:578:LEU:HD21	1.13	1.09
1:F:39:ILE:CD1	1:F:327:PHE:CA	2.29	1.09
1:F:45:GLY:HA3	1:F:111:ILE:CD1	1.80	1.09
1:F:264:ILE:HG21	1:F:269:GLN:HB3	1.23	1.09
2:J:70:PHE:HB3	2:K:99:ARG:CG	1.82	1.09
2:J:70:PHE:CB	2:K:99:ARG:HD2	1.81	1.09
2:K:130:VAL:CG2	2:L:6:GLN:CG	2.31	1.09
2:L:24:ALA:HA	2:L:71:VAL:HA	1.34	1.09
1:A:45:GLY:CA	1:A:111:ILE:HD11	1.82	1.09
1:A:335:ILE:O	1:A:337:PRO:CD	2.00	1.09
1:A:338:LEU:HB2	1:A:414:ALA:HB3	1.26	1.09
1:B:45:GLY:CA	1:B:111:ILE:CD1	2.29	1.09
1:B:427:GLY:O	1:B:495:GLU:HG2	1.37	1.09
1:C:39:ILE:HD11	1:C:327:PHE:CB	1.78	1.09
1:C:45:GLY:CA	1:C:111:ILE:CD1	2.29	1.09
1:C:338:LEU:HD12	1:C:414:ALA:CA	1.81	1.09
1:C:501:VAL:HG13	1:C:578:LEU:HD21	1.12	1.09
1:D:34:LYS:HB2	1:D:422:SER:CB	1.82	1.09
1:E:45:GLY:CA	1:E:111:ILE:HD11	1.82	1.09
1:E:81:ASN:HA	1:E:84:ALA:HB3	1.10	1.09
1:E:92:ILE:CD1	1:E:326:LYS:NZ	2.13	1.09
1:E:408:VAL:C	1:E:409:PRO:CD	2.20	1.09
1:F:338:LEU:HD12	1:F:414:ALA:CA	1.81	1.09
2:H:27:LYS:HE2	2:I:95:GLN:CD	1.73	1.09
2:H:27:LYS:HG2	2:I:95:GLN:CG	1.83	1.09
2:I:27:LYS:HE2	2:J:95:GLN:CD	1.73	1.09
2:I:128:GLU:N	2:J:8:THR:CG2	2.12	1.09
1:A:45:GLY:HA3	1:A:111:ILE:HG13	1.19	1.09

*Continued on next page...*

*Continued from previous page...*

Atom-1	Atom-2	Interatomic distance (Å)	Clash overlap (Å)
1:A:51:TYR:CE2	1:A:62:LEU:HD13	1.87	1.09
1:B:92:ILE:HG13	1:B:326:LYS:CE	1.82	1.09
1:C:408:VAL:C	1:C:409:PRO:CD	2.20	1.09
1:C:427:GLY:O	1:C:495:GLU:HG2	1.37	1.09
1:D:338:LEU:HB2	1:D:414:ALA:HB3	1.26	1.09
1:D:427:GLY:O	1:D:495:GLU:HG2	1.37	1.09
1:D:501:VAL:HG13	1:D:578:LEU:HD21	1.13	1.09
1:E:43:GLU:CD	1:E:67:GLU:HG3	1.69	1.09
1:F:45:GLY:HA3	1:F:111:ILE:HG13	1.19	1.09
1:F:51:TYR:CE2	1:F:62:LEU:HD13	1.87	1.09
1:F:338:LEU:HD11	1:F:393:ALA:HB3	1.22	1.09
2:G:130:VAL:CG2	2:H:6:GLN:CG	2.31	1.09
2:H:70:PHE:HB3	2:I:99:ARG:HD2	1.25	1.09
2:J:130:VAL:CG2	2:K:6:GLN:CG	2.31	1.09
1:A:93:GLU:O	1:A:140:ASP:OD1	1.71	1.08
1:A:427:GLY:O	1:A:495:GLU:HG2	1.37	1.08
1:A:553:ILE:HD11	1:A:555:GLU:HB2	1.35	1.08
1:C:92:ILE:HD11	1:C:326:LYS:NZ	1.68	1.08
1:C:335:ILE:O	1:C:337:PRO:CD	2.00	1.08
1:D:45:GLY:HA3	1:D:111:ILE:HG13	1.19	1.08
1:D:335:ILE:HG13	1:D:362:MET:HE3	1.35	1.08
1:D:338:LEU:HD12	1:D:414:ALA:CA	1.81	1.08
1:D:553:ILE:CD1	1:D:555:GLU:HB2	1.83	1.08
1:E:34:LYS:HD2	1:E:422:SER:OG	1.53	1.08
1:E:39:ILE:HD11	1:E:327:PHE:CB	1.78	1.08
1:F:427:GLY:O	1:F:495:GLU:HG2	1.37	1.08
2:I:68:SER:N	2:J:102:GLU:OE1	1.87	1.08
2:I:130:VAL:N	2:J:6:GLN:HG2	0.84	1.08
2:I:130:VAL:CA	2:J:6:GLN:HG2	1.83	1.08
1:A:39:ILE:HD11	1:A:327:PHE:CB	1.78	1.08
1:A:76:TRP:CD1	1:A:415:VAL:HB	1.88	1.08
1:B:81:ASN:HA	1:B:84:ALA:HB3	1.10	1.08
1:B:92:ILE:HD11	1:B:326:LYS:NZ	1.69	1.08
1:B:154:PHE:CE1	1:B:199:ALA:HB2	1.87	1.08
1:B:553:ILE:CD1	1:B:555:GLU:HB2	1.83	1.08
1:D:92:ILE:HD13	1:D:323:LYS:HA	1.24	1.08
1:E:92:ILE:HG13	1:E:326:LYS:CE	1.82	1.08
1:F:34:LYS:HD2	1:F:422:SER:OG	1.53	1.08
1:F:264:ILE:HD13	1:F:269:GLN:HB3	1.24	1.08
2:H:130:VAL:CG2	2:I:6:GLN:CG	2.31	1.08
2:J:27:LYS:HG2	2:K:95:GLN:CG	1.83	1.08

*Continued on next page...*



*Continued from previous page...*

Atom-1	Atom-2	Interatomic distance (Å)	Clash overlap (Å)
1:B:92:ILE:HG13	1:B:326:LYS:NZ	1.66	1.08
1:B:335:ILE:O	1:B:337:PRO:CD	2.00	1.08
1:B:338:LEU:CG	1:B:414:ALA:CB	2.30	1.08
1:C:51:TYR:CE2	1:C:62:LEU:HD13	1.87	1.08
1:C:154:PHE:CE1	1:C:199:ALA:HB2	1.87	1.08
1:D:335:ILE:O	1:D:337:PRO:CD	2.00	1.08
1:D:338:LEU:CD1	1:D:414:ALA:CB	1.96	1.08
1:D:528:PHE:CE1	2:K:107:TYR:CB	2.37	1.08
1:F:45:GLY:CA	1:F:111:ILE:HD11	1.82	1.08
2:G:27:LYS:HE2	2:H:95:GLN:CD	1.73	1.08
2:G:95:GLN:CG	2:L:27:LYS:HG2	1.83	1.08
2:J:68:SER:N	2:K:102:GLU:OE1	1.87	1.08
2:J:130:VAL:CA	2:K:6:GLN:HG2	1.83	1.08
2:K:70:PHE:HB3	2:L:99:ARG:CG	1.82	1.08
1:A:34:LYS:HD2	1:A:422:SER:OG	1.54	1.08
1:A:92:ILE:HD11	1:A:326:LYS:NZ	1.68	1.08
1:B:76:TRP:CD1	1:B:415:VAL:HB	1.88	1.08
1:B:93:GLU:O	1:B:140:ASP:OD1	1.71	1.08
1:B:264:ILE:HG12	1:B:266:SER:H	1.11	1.08
1:D:76:TRP:CD1	1:D:415:VAL:HB	1.88	1.08
1:D:92:ILE:HD11	1:D:326:LYS:NZ	1.69	1.08
1:D:335:ILE:HG13	1:D:362:MET:HE1	1.14	1.08
1:D:553:ILE:HD11	1:D:555:GLU:HB2	1.35	1.08
1:E:92:ILE:CG1	1:E:326:LYS:NZ	2.15	1.08
1:F:537:LYS:CG	1:F:545:PHE:CE2	2.34	1.08
2:G:6:GLN:CG	2:L:130:VAL:CG2	2.31	1.08
2:G:70:PHE:HB3	2:H:99:ARG:CG	1.82	1.08
2:G:95:GLN:CD	2:L:27:LYS:HE2	1.73	1.08
2:H:68:SER:N	2:I:102:GLU:OE1	1.87	1.08
2:I:24:ALA:C	2:I:71:VAL:HG13	1.74	1.08
2:I:27:LYS:HG2	2:J:95:GLN:CG	1.83	1.08
2:K:27:LYS:HE2	2:L:95:GLN:CD	1.73	1.08
1:A:335:ILE:HG13	1:A:362:MET:HE1	1.11	1.08
1:A:553:ILE:CD1	1:A:555:GLU:HB2	1.83	1.08
1:B:566:TYR:CD2	1:B:572:LYS:O	2.05	1.08
1:C:338:LEU:O	1:C:412:MET:CE	2.02	1.08
1:D:34:LYS:HD2	1:D:422:SER:OG	1.54	1.08
1:D:81:ASN:HA	1:D:84:ALA:HB3	1.10	1.08
1:D:338:LEU:CG	1:D:414:ALA:CB	2.30	1.08
1:E:110:LYS:HB3	1:E:192:SER:HB3	1.18	1.08
1:E:264:ILE:HD12	1:E:269:GLN:HG2	1.12	1.08

*Continued on next page...*

*Continued from previous page...*

Atom-1	Atom-2	Interatomic distance (Å)	Clash overlap (Å)
1:F:34:LYS:CD	1:F:422:SER:CB	2.22	1.08
1:F:107:ILE:HB	1:F:193:TYR:HD2	1.08	1.08
1:F:277:PRO:CD	1:F:277:PRO:N	2.13	1.08
1:F:553:ILE:CD1	1:F:555:GLU:HB2	1.83	1.08
2:G:27:LYS:HG2	2:H:95:GLN:CG	1.83	1.08
2:J:71:VAL:HG22	2:K:98:GLY:HA3	1.35	1.08
2:J:71:VAL:HG22	2:K:98:GLY:CA	1.84	1.08
2:K:68:SER:N	2:L:102:GLU:OE1	1.87	1.08
2:K:71:VAL:HG22	2:L:98:GLY:HA3	1.35	1.08
1:A:34:LYS:HB2	1:A:422:SER:CB	1.82	1.07
1:A:270:LEU:CA	1:A:277:PRO:HD2	1.78	1.07
1:A:370:PHE:HE2	1:A:448:ASP:OD2	1.23	1.07
1:A:566:TYR:CD2	1:A:572:LYS:O	2.05	1.07
1:B:34:LYS:HB2	1:B:422:SER:CB	1.82	1.07
1:C:81:ASN:HA	1:C:84:ALA:HB3	1.10	1.07
1:C:338:LEU:CG	1:C:414:ALA:CB	2.30	1.07
1:D:170:GLU:CD	1:D:287:GLU:HA	1.62	1.07
1:E:34:LYS:HB2	1:E:422:SER:CB	1.82	1.07
1:E:93:GLU:O	1:E:140:ASP:OD1	1.71	1.07
1:E:338:LEU:HD11	1:E:393:ALA:HB3	1.22	1.07
1:E:409:PRO:CD	1:E:409:PRO:N	2.15	1.07
1:F:566:TYR:CD2	1:F:572:LYS:O	2.05	1.07
2:G:8:THR:CG2	2:L:128:GLU:N	2.12	1.07
2:G:22:GLU:HB3	2:G:70:PHE:HE2	1.06	1.07
2:G:102:GLU:OE1	2:L:68:SER:N	1.87	1.07
2:H:71:VAL:HG22	2:I:98:GLY:CA	1.84	1.07
2:I:71:VAL:HG22	2:J:98:GLY:CA	1.84	1.07
2:J:27:LYS:HE2	2:K:95:GLN:CD	1.73	1.07
2:K:24:ALA:C	2:K:71:VAL:HG13	1.74	1.07
1:A:150:ILE:HD12	1:A:154:PHE:CD2	1.89	1.07
1:B:553:ILE:HD11	1:B:555:GLU:HB2	1.35	1.07
1:C:566:TYR:CD2	1:C:572:LYS:O	2.05	1.07
1:E:76:TRP:CD1	1:E:415:VAL:HB	1.88	1.07
1:E:338:LEU:O	1:E:412:MET:CE	2.02	1.07
1:F:150:ILE:HD12	1:F:154:PHE:CD2	1.89	1.07
1:F:270:LEU:HA	1:F:277:PRO:HD2	1.19	1.07
2:G:130:VAL:N	2:H:6:GLN:HG2	0.84	1.07
2:H:130:VAL:CA	2:I:6:GLN:HG2	1.83	1.07
1:A:264:ILE:CD1	1:A:269:GLN:CG	2.33	1.07
1:A:264:ILE:HD12	1:A:269:GLN:HG2	1.12	1.07
1:A:270:LEU:HD22	1:A:274:GLY:HA2	1.33	1.07

*Continued on next page...*

*Continued from previous page...*

Atom-1	Atom-2	Interatomic distance (Å)	Clash overlap (Å)
1:B:270:LEU:CA	1:B:277:PRO:HD2	1.78	1.07
1:C:76:TRP:CD1	1:C:415:VAL:HB	1.88	1.07
1:D:264:ILE:HD12	1:D:269:GLN:HG2	1.12	1.07
1:E:553:ILE:CD1	1:E:555:GLU:HB2	1.83	1.07
1:F:76:TRP:CD1	1:F:415:VAL:HB	1.88	1.07
2:G:6:GLN:HG2	2:L:130:VAL:CA	1.83	1.07
1:B:170:GLU:CD	1:B:287:GLU:HA	1.62	1.07
1:B:409:PRO:CD	1:B:409:PRO:N	2.15	1.07
1:C:264:ILE:CD1	1:C:269:GLN:CG	2.33	1.07
1:D:119:ILE:CG2	1:D:181:LEU:CD1	2.30	1.07
1:D:264:ILE:CD1	1:D:269:GLN:CG	2.33	1.07
1:E:553:ILE:HD11	1:E:555:GLU:HB2	1.35	1.07
1:F:370:PHE:HE2	1:F:448:ASP:OD2	1.23	1.07
2:I:130:VAL:CG2	2:J:6:GLN:CG	2.31	1.07
2:J:24:ALA:HA	2:J:71:VAL:HA	1.34	1.07
2:J:128:GLU:N	2:K:8:THR:CG2	2.12	1.07
2:L:24:ALA:C	2:L:71:VAL:HG13	1.74	1.07
1:A:264:ILE:CD1	1:A:269:GLN:CB	2.33	1.07
1:B:119:ILE:CG2	1:B:181:LEU:CD1	2.30	1.07
1:B:270:LEU:HD22	1:B:274:GLY:HA2	1.33	1.07
1:B:335:ILE:HG13	1:B:362:MET:HE1	1.08	1.07
1:B:338:LEU:O	1:B:412:MET:CE	2.02	1.07
1:D:338:LEU:O	1:D:412:MET:CE	2.02	1.07
1:F:335:ILE:CG1	1:F:362:MET:CE	2.33	1.07
1:F:338:LEU:CD1	1:F:393:ALA:CB	2.33	1.07
2:G:98:GLY:CA	2:L:71:VAL:HG22	1.84	1.07
2:G:130:VAL:CA	2:H:6:GLN:HG2	1.83	1.07
2:J:24:ALA:C	2:J:71:VAL:HG13	1.74	1.07
1:A:335:ILE:CG1	1:A:362:MET:CE	2.33	1.06
1:C:553:ILE:HD11	1:C:555:GLU:HB2	1.35	1.06
1:D:335:ILE:CG1	1:D:362:MET:HE3	1.84	1.06
1:E:335:ILE:CG1	1:E:362:MET:CE	2.33	1.06
1:F:92:ILE:HD13	1:F:323:LYS:HA	1.24	1.06
1:F:93:GLU:O	1:F:140:ASP:OD1	1.71	1.06
1:F:259:THR:HB	1:F:261:TYR:HE1	1.19	1.06
2:G:24:ALA:HA	2:G:71:VAL:HA	1.34	1.06
1:B:43:GLU:CD	1:B:67:GLU:CG	2.20	1.06
1:B:264:ILE:CD1	1:B:269:GLN:CB	2.33	1.06
1:C:150:ILE:HD12	1:C:154:PHE:CD2	1.89	1.06
1:C:270:LEU:HD22	1:C:274:GLY:HA2	1.33	1.06
1:E:92:ILE:HD11	1:E:326:LYS:NZ	1.68	1.06

*Continued on next page...*

*Continued from previous page...*

Atom-1	Atom-2	Interatomic distance (Å)	Clash overlap (Å)
1:E:338:LEU:CG	1:E:414:ALA:CB	2.30	1.06
1:F:39:ILE:HD13	1:F:327:PHE:HA	1.12	1.06
1:F:264:ILE:CD1	1:F:269:GLN:CB	2.33	1.06
1:F:264:ILE:HD12	1:F:269:GLN:HG2	1.12	1.06
2:G:71:VAL:HG22	2:H:98:GLY:CA	1.84	1.06
2:J:130:VAL:HG23	2:K:6:GLN:HG3	1.38	1.06
1:A:39:ILE:HD13	1:A:327:PHE:HA	1.12	1.06
1:A:112:TYR:N	1:A:141:ASP:CB	2.18	1.06
1:A:338:LEU:O	1:A:412:MET:CE	2.02	1.06
1:B:34:LYS:HD2	1:B:422:SER:OG	1.53	1.06
1:B:150:ILE:HD12	1:B:154:PHE:CD2	1.89	1.06
1:B:501:VAL:HG13	1:B:578:LEU:HD21	1.13	1.06
1:D:93:GLU:O	1:D:140:ASP:OD1	1.71	1.06
1:D:409:PRO:CD	1:D:409:PRO:N	2.15	1.06
1:E:150:ILE:HD12	1:E:154:PHE:CD2	1.89	1.06
1:F:425:GLU:OE1	1:F:492:ALA:HB1	1.56	1.06
2:K:63:PHE:CA	2:L:96:SER:HB2	1.86	1.06
2:K:71:VAL:HG22	2:L:98:GLY:CA	1.84	1.06
1:B:47:PRO:N	1:B:47:PRO:CD	2.18	1.06
1:B:264:ILE:CD1	1:B:269:GLN:CG	2.33	1.06
1:C:335:ILE:CG1	1:C:362:MET:CE	2.33	1.06
1:C:524:ILE:HG12	2:J:107:TYR:CE2	1.89	1.06
1:D:45:GLY:N	1:D:189:GLU:OE1	1.88	1.06
1:E:32:SER:HB3	1:E:426:ILE:CG2	1.86	1.06
1:E:39:ILE:HD13	1:E:327:PHE:HA	1.12	1.06
1:F:92:ILE:HD11	1:F:326:LYS:NZ	1.69	1.06
1:F:338:LEU:O	1:F:412:MET:CE	2.02	1.06
2:G:63:PHE:C	2:H:96:SER:HB2	1.76	1.06
2:H:24:ALA:C	2:H:71:VAL:HG13	1.74	1.06
2:H:130:VAL:HG23	2:I:6:GLN:HG3	1.38	1.06
2:J:63:PHE:CA	2:K:96:SER:HB2	1.86	1.06
2:K:130:VAL:CA	2:L:6:GLN:HG2	1.83	1.06
1:A:92:ILE:CD1	1:A:323:LYS:HA	1.86	1.06
1:A:338:LEU:CD1	1:A:393:ALA:CB	2.34	1.06
1:B:264:ILE:HD13	1:B:269:GLN:CG	1.86	1.06
1:C:32:SER:HB3	1:C:426:ILE:CG2	1.86	1.06
1:C:264:ILE:HD13	1:C:269:GLN:CG	1.86	1.06
1:C:264:ILE:CD1	1:C:269:GLN:CB	2.33	1.06
1:E:45:GLY:N	1:E:189:GLU:OE1	1.88	1.06
1:E:264:ILE:CD1	1:E:269:GLN:CG	2.33	1.06
1:E:425:GLU:OE1	1:E:492:ALA:HB1	1.56	1.06

*Continued on next page...*

*Continued from previous page...*

Atom-1	Atom-2	Interatomic distance (Å)	Clash overlap (Å)
1:F:39:ILE:HD11	1:F:327:PHE:CB	1.78	1.06
1:F:264:ILE:CD1	1:F:269:GLN:CG	2.33	1.06
1:B:93:GLU:HB2	1:B:140:ASP:CG	1.75	1.05
1:B:112:TYR:N	1:B:141:ASP:CB	2.18	1.05
1:C:34:LYS:HD2	1:C:422:SER:OG	1.53	1.05
1:C:92:ILE:CD1	1:C:323:LYS:HA	1.86	1.05
1:C:93:GLU:O	1:C:140:ASP:OD1	1.71	1.05
1:C:112:TYR:N	1:C:141:ASP:CB	2.18	1.05
1:D:92:ILE:CD1	1:D:323:LYS:HA	1.86	1.05
1:D:93:GLU:HB2	1:D:140:ASP:CG	1.75	1.05
1:D:335:ILE:CG1	1:D:362:MET:CE	2.33	1.05
1:D:338:LEU:HB3	1:D:412:MET:HE3	1.35	1.05
1:E:259:THR:HB	1:E:261:TYR:HE1	1.19	1.05
1:E:264:ILE:CD1	1:E:269:GLN:CB	2.33	1.05
1:F:76:TRP:HA	1:F:415:VAL:HG21	1.06	1.05
1:F:112:TYR:N	1:F:141:ASP:CB	2.18	1.05
2:G:63:PHE:CA	2:H:96:SER:HB2	1.86	1.05
2:G:68:SER:N	2:H:102:GLU:OE1	1.87	1.05
2:G:96:SER:HB2	2:L:63:PHE:CA	1.86	1.05
1:B:92:ILE:CD1	1:B:326:LYS:HZ1	1.68	1.05
1:B:134:LEU:CD2	1:B:143:PHE:CE1	2.39	1.05
1:B:338:LEU:CD1	1:B:393:ALA:CB	2.34	1.05
1:C:134:LEU:CD2	1:C:143:PHE:CE1	2.39	1.05
1:C:277:PRO:CD	1:C:277:PRO:N	2.13	1.05
1:D:264:ILE:CD1	1:D:269:GLN:CB	2.33	1.05
1:E:34:LYS:CD	1:E:422:SER:CB	2.22	1.05
1:E:338:LEU:CD1	1:E:393:ALA:CB	2.34	1.05
2:H:63:PHE:C	2:I:96:SER:HB2	1.76	1.05
1:A:45:GLY:N	1:A:189:GLU:OE1	1.88	1.05
1:A:93:GLU:HB2	1:A:140:ASP:CG	1.75	1.05
1:A:425:GLU:OE1	1:A:492:ALA:HB1	1.56	1.05
1:C:338:LEU:CD1	1:C:393:ALA:CB	2.34	1.05
1:D:32:SER:HB3	1:D:426:ILE:CG2	1.86	1.05
1:D:270:LEU:HA	1:D:277:PRO:HD2	1.19	1.05
1:E:134:LEU:CD2	1:E:143:PHE:CE1	2.39	1.05
1:E:183:LEU:HD11	1:E:192:SER:OG	1.56	1.05
1:E:269:GLN:C	1:E:277:PRO:HD2	1.77	1.05
1:E:338:LEU:O	1:E:412:MET:HE3	1.56	1.05
2:I:63:PHE:CA	2:J:96:SER:HB2	1.86	1.05
2:K:130:VAL:N	2:L:6:GLN:HG2	0.84	1.05
1:A:34:LYS:CD	1:A:422:SER:CB	2.22	1.05

*Continued on next page...*

*Continued from previous page...*

Atom-1	Atom-2	Interatomic distance (Å)	Clash overlap (Å)
1:A:269:GLN:C	1:A:277:PRO:HD2	1.77	1.05
1:B:92:ILE:CD1	1:B:323:LYS:HA	1.86	1.05
1:B:269:GLN:C	1:B:277:PRO:HD2	1.77	1.05
1:C:45:GLY:N	1:C:189:GLU:OE1	1.88	1.05
1:C:170:GLU:CD	1:C:287:GLU:HA	1.63	1.05
1:D:112:TYR:N	1:D:141:ASP:CB	2.18	1.05
1:D:150:ILE:HD12	1:D:154:PHE:CD2	1.89	1.05
1:F:93:GLU:HB2	1:F:140:ASP:CG	1.75	1.05
1:F:264:ILE:HD13	1:F:269:GLN:CG	1.86	1.05
2:G:96:SER:HB2	2:L:63:PHE:C	1.76	1.05
2:H:130:VAL:N	2:I:6:GLN:HG2	0.84	1.05
2:J:63:PHE:C	2:K:96:SER:HB2	1.76	1.05
2:J:130:VAL:N	2:K:6:GLN:HG2	0.84	1.05
1:A:259:THR:HB	1:A:261:TYR:HE1	1.19	1.05
1:A:338:LEU:CG	1:A:414:ALA:CB	2.30	1.05
1:D:269:GLN:C	1:D:277:PRO:HD2	1.77	1.05
1:E:76:TRP:HA	1:E:415:VAL:HG21	1.06	1.05
1:E:93:GLU:HB2	1:E:140:ASP:CG	1.75	1.05
1:E:264:ILE:HD13	1:E:269:GLN:CG	1.86	1.05
1:F:338:LEU:CD1	1:F:414:ALA:CB	1.96	1.05
1:F:338:LEU:CG	1:F:414:ALA:CB	2.30	1.05
1:F:409:PRO:CD	1:F:409:PRO:N	2.15	1.05
1:F:553:ILE:HD11	1:F:555:GLU:HB2	1.35	1.05
2:G:24:ALA:C	2:G:71:VAL:HG13	1.74	1.05
2:G:96:SER:HB2	2:L:63:PHE:HA	1.38	1.05
2:G:130:VAL:HG23	2:H:6:GLN:HG3	1.37	1.05
2:H:63:PHE:CA	2:I:96:SER:HB2	1.86	1.05
1:A:264:ILE:HD13	1:A:269:GLN:CG	1.86	1.04
1:B:45:GLY:N	1:B:189:GLU:OE1	1.88	1.04
1:B:335:ILE:CG1	1:B:362:MET:CE	2.33	1.04
1:C:93:GLU:HB2	1:C:140:ASP:CG	1.75	1.04
1:D:425:GLU:OE1	1:D:492:ALA:HB1	1.56	1.04
1:E:112:TYR:N	1:E:141:ASP:CB	2.18	1.04
1:F:45:GLY:N	1:F:189:GLU:OE1	1.88	1.04
1:F:92:ILE:CD1	1:F:323:LYS:HA	1.86	1.04
1:F:134:LEU:CD2	1:F:143:PHE:CE1	2.39	1.04
1:F:183:LEU:HD11	1:F:192:SER:OG	1.56	1.04
2:K:63:PHE:HA	2:L:96:SER:HB2	1.38	1.04
1:A:47:PRO:N	1:A:47:PRO:CD	2.18	1.04
1:A:134:LEU:CD2	1:A:143:PHE:CE1	2.39	1.04
1:A:335:ILE:HG13	1:A:362:MET:HE3	1.38	1.04

*Continued on next page...*

*Continued from previous page...*

Atom-1	Atom-2	Interatomic distance (Å)	Clash overlap (Å)
1:A:409:PRO:CD	1:A:409:PRO:N	2.15	1.04
1:B:92:ILE:CG1	1:B:326:LYS:HZ2	1.69	1.04
1:C:537:LYS:CG	1:C:545:PHE:CD2	2.41	1.04
1:D:39:ILE:HB	1:D:326:LYS:HE2	1.38	1.04
1:D:134:LEU:CD2	1:D:143:PHE:CE1	2.39	1.04
1:E:277:PRO:CD	1:E:277:PRO:N	2.13	1.04
2:I:63:PHE:C	2:J:96:SER:HB2	1.76	1.04
2:K:22:GLU:HB3	2:K:70:PHE:CE2	1.81	1.04
2:K:130:VAL:HG23	2:L:6:GLN:HG3	1.38	1.04
1:A:337:PRO:CD	1:A:337:PRO:N	2.19	1.04
1:A:338:LEU:CD1	1:A:414:ALA:CB	1.96	1.04
1:B:537:LYS:CG	1:B:545:PHE:CD2	2.41	1.04
1:C:409:PRO:CD	1:C:409:PRO:N	2.15	1.04
1:D:535:ARG:NH2	2:K:135:GLU:CD	2.11	1.04
1:D:537:LYS:CG	1:D:545:PHE:CD2	2.41	1.04
1:A:43:GLU:CD	1:A:67:GLU:CG	2.20	1.04
1:C:39:ILE:HB	1:C:326:LYS:HE2	1.38	1.04
1:C:76:TRP:HA	1:C:415:VAL:HG21	1.06	1.04
1:D:399:VAL:HG22	1:D:411:TYR:CD1	1.93	1.04
1:E:92:ILE:CD1	1:E:323:LYS:HA	1.86	1.04
1:E:119:ILE:CG2	1:E:181:LEU:CD1	2.30	1.04
1:E:399:VAL:HG22	1:E:411:TYR:CD1	1.93	1.04
1:F:337:PRO:CD	1:F:337:PRO:N	2.19	1.04
1:A:119:ILE:CG2	1:A:181:LEU:CD1	2.30	1.04
1:A:335:ILE:CG1	1:A:362:MET:HE3	1.88	1.04
1:B:183:LEU:HD11	1:B:192:SER:OG	1.56	1.04
1:C:80:PRO:CD	1:C:80:PRO:N	2.21	1.04
1:D:327:PHE:HD2	1:D:351:PHE:CE2	1.76	1.04
1:D:338:LEU:CD1	1:D:393:ALA:CB	2.34	1.04
1:F:327:PHE:HD2	1:F:351:PHE:CE2	1.76	1.04
1:A:76:TRP:HA	1:A:415:VAL:HG21	1.06	1.03
1:A:327:PHE:HD2	1:A:351:PHE:CE2	1.76	1.03
1:B:32:SER:HB3	1:B:426:ILE:CG2	1.86	1.03
1:B:277:PRO:CD	1:B:277:PRO:N	2.13	1.03
1:B:337:PRO:CD	1:B:337:PRO:N	2.19	1.03
1:C:119:ILE:CG2	1:C:181:LEU:CD1	2.30	1.03
1:C:183:LEU:HD11	1:C:192:SER:OG	1.56	1.03
1:E:327:PHE:HD2	1:E:351:PHE:CE2	1.76	1.03
1:E:335:ILE:HG13	1:E:362:MET:HE1	1.07	1.03
1:F:80:PRO:CD	1:F:80:PRO:N	2.21	1.03
2:J:22:GLU:HB3	2:J:70:PHE:CE2	1.81	1.03

*Continued on next page...*

*Continued from previous page...*

Atom-1	Atom-2	Interatomic distance (Å)	Clash overlap (Å)
1:A:32:SER:HB3	1:A:426:ILE:CG2	1.86	1.03
1:A:134:LEU:HD21	1:A:137:ILE:CG2	1.88	1.03
1:C:399:VAL:HG22	1:C:411:TYR:CD1	1.93	1.03
1:D:264:ILE:HD13	1:D:269:GLN:CG	1.86	1.03
1:E:537:LYS:CG	1:E:545:PHE:CD2	2.41	1.03
1:F:43:GLU:CD	1:F:67:GLU:CG	2.20	1.03
1:F:47:PRO:N	1:F:47:PRO:CD	2.18	1.03
1:F:134:LEU:HD21	1:F:137:ILE:CG2	1.89	1.03
1:F:269:GLN:C	1:F:277:PRO:HD2	1.77	1.03
1:F:335:ILE:HG13	1:F:362:MET:HE1	1.06	1.03
2:G:6:GLN:C	2:L:127:GLU:O	1.97	1.03
2:G:127:GLU:O	2:H:6:GLN:C	1.97	1.03
2:I:24:ALA:HA	2:I:71:VAL:HA	1.34	1.03
1:A:537:LYS:CG	1:A:545:PHE:CD2	2.41	1.03
1:B:425:GLU:OE1	1:B:492:ALA:HB1	1.56	1.03
1:D:80:PRO:CD	1:D:80:PRO:N	2.21	1.03
1:E:32:SER:OG	1:E:426:ILE:HB	1.59	1.03
1:F:32:SER:HB3	1:F:426:ILE:CG2	1.86	1.03
2:G:24:ALA:HA	2:G:71:VAL:CA	1.89	1.03
2:H:24:ALA:HA	2:H:71:VAL:HA	1.34	1.03
1:B:76:TRP:HA	1:B:415:VAL:HG21	1.06	1.03
1:B:252:PHE:CE2	1:B:257:LYS:CG	2.04	1.03
1:B:501:VAL:CG1	1:B:578:LEU:HD21	1.89	1.03
1:C:501:VAL:CG1	1:C:578:LEU:HD21	1.89	1.03
1:D:270:LEU:HD22	1:D:274:GLY:HA2	1.33	1.03
1:F:399:VAL:HG22	1:F:411:TYR:CD1	1.93	1.03
2:G:22:GLU:HB3	2:G:70:PHE:CE2	1.81	1.03
1:A:277:PRO:CD	1:A:277:PRO:N	2.13	1.03
1:B:566:TYR:HD2	1:B:572:LYS:C	1.59	1.03
1:D:32:SER:OG	1:D:426:ILE:HB	1.59	1.03
1:D:183:LEU:HD11	1:D:192:SER:OG	1.56	1.03
1:D:355:ARG:HG3	1:D:361:PRO:HD2	1.38	1.03
1:E:80:PRO:CD	1:E:80:PRO:N	2.21	1.03
1:E:134:LEU:HD21	1:E:137:ILE:CG2	1.88	1.03
1:F:537:LYS:CG	1:F:545:PHE:CD2	2.41	1.03
2:H:24:ALA:HA	2:H:71:VAL:CA	1.89	1.03
2:H:71:VAL:HG22	2:I:98:GLY:HA3	1.35	1.03
2:K:63:PHE:C	2:L:96:SER:HB2	1.76	1.03
2:L:22:GLU:HB3	2:L:70:PHE:CE2	1.81	1.03
1:C:32:SER:OG	1:C:426:ILE:HB	1.59	1.02
1:C:269:GLN:C	1:C:277:PRO:HD2	1.77	1.02

*Continued on next page...*



*Continued from previous page...*

Atom-1	Atom-2	Interatomic distance (Å)	Clash overlap (Å)
1:C:425:GLU:OE1	1:C:492:ALA:HB1	1.56	1.02
1:C:566:TYR:HD2	1:C:572:LYS:C	1.59	1.02
1:D:259:THR:HB	1:D:261:TYR:HE1	1.19	1.02
2:G:71:VAL:HG22	2:H:98:GLY:HA3	1.35	1.02
2:G:98:GLY:HA3	2:L:71:VAL:HG22	1.35	1.02
2:H:130:VAL:CG2	2:I:6:GLN:HG3	1.89	1.02
2:I:130:VAL:CG2	2:J:6:GLN:HG3	1.89	1.02
2:L:24:ALA:HA	2:L:71:VAL:CA	1.89	1.02
1:A:52:GLU:HG2	1:A:88:LEU:HD22	1.40	1.02
1:A:501:VAL:CG1	1:A:578:LEU:HD21	1.89	1.02
1:A:566:TYR:CD2	1:A:572:LYS:C	2.23	1.02
1:B:259:THR:HB	1:B:261:TYR:HE1	1.19	1.02
1:B:327:PHE:HD2	1:B:351:PHE:CE2	1.76	1.02
1:B:335:ILE:HG13	1:B:362:MET:HE3	1.41	1.02
1:C:264:ILE:HD13	1:C:269:GLN:HB2	1.42	1.02
1:C:337:PRO:CD	1:C:337:PRO:N	2.19	1.02
1:D:370:PHE:CZ	1:D:448:ASP:OD2	2.13	1.02
1:E:338:LEU:CD1	1:E:414:ALA:CB	1.96	1.02
1:E:355:ARG:HG3	1:E:361:PRO:HD2	1.38	1.02
1:F:47:PRO:CG	1:F:93:GLU:OE1	2.07	1.02
1:F:501:VAL:CG1	1:F:578:LEU:HD21	1.89	1.02
2:H:127:GLU:O	2:I:6:GLN:C	1.97	1.02
2:J:127:GLU:O	2:K:6:GLN:C	1.97	1.02
2:J:130:VAL:CG2	2:K:6:GLN:HG3	1.89	1.02
1:A:183:LEU:HD11	1:A:192:SER:OG	1.56	1.02
1:B:52:GLU:HG2	1:B:88:LEU:HD22	1.40	1.02
1:B:399:VAL:HG22	1:B:411:TYR:CD1	1.93	1.02
1:C:327:PHE:HD2	1:C:351:PHE:CE2	1.76	1.02
1:D:93:GLU:HB3	1:D:140:ASP:CB	1.69	1.02
1:E:39:ILE:HB	1:E:326:LYS:HE2	1.38	1.02
1:E:501:VAL:CG1	1:E:578:LEU:HD21	1.89	1.02
1:F:32:SER:OG	1:F:426:ILE:HB	1.59	1.02
1:F:119:ILE:CG2	1:F:181:LEU:CD1	2.30	1.02
2:G:70:PHE:CA	2:H:99:ARG:HD2	1.90	1.02
2:I:127:GLU:O	2:J:6:GLN:C	1.97	1.02
2:I:130:VAL:HG23	2:J:6:GLN:CG	1.89	1.02
2:K:127:GLU:O	2:L:6:GLN:C	1.97	1.02
1:B:134:LEU:HD21	1:B:137:ILE:CG2	1.88	1.02
1:C:282:VAL:HG13	1:C:287:GLU:CG	1.86	1.02
1:D:277:PRO:CD	1:D:277:PRO:N	2.13	1.02
1:D:337:PRO:CD	1:D:337:PRO:N	2.19	1.02

*Continued on next page...*

*Continued from previous page...*

Atom-1	Atom-2	Interatomic distance (Å)	Clash overlap (Å)
2:G:63:PHE:HA	2:H:96:SER:HB2	1.38	1.02
2:H:70:PHE:CA	2:I:99:ARG:HD2	1.90	1.02
2:H:130:VAL:HG23	2:I:6:GLN:CG	1.89	1.02
2:I:130:VAL:HG23	2:J:6:GLN:HG3	1.38	1.02
1:A:123:LEU:HB2	1:A:128:LEU:HD11	1.42	1.02
1:A:399:VAL:HG22	1:A:411:TYR:CD1	1.93	1.02
1:B:123:LEU:HB2	1:B:128:LEU:HD11	1.42	1.02
1:C:47:PRO:CG	1:C:93:GLU:OE1	2.07	1.02
1:D:76:TRP:HA	1:D:415:VAL:HG21	1.06	1.02
1:E:47:PRO:N	1:E:47:PRO:CD	2.18	1.02
1:E:320:TRP:HZ2	1:E:343:SER:C	1.59	1.02
2:G:68:SER:N	2:H:102:GLU:OE2	1.93	1.02
1:B:32:SER:OG	1:B:426:ILE:HB	1.59	1.01
1:B:39:ILE:HB	1:B:326:LYS:HE2	1.38	1.01
1:C:92:ILE:CD1	1:C:326:LYS:HZ1	1.71	1.01
1:C:370:PHE:CZ	1:C:448:ASP:OD2	2.13	1.01
1:D:34:LYS:CD	1:D:422:SER:CB	2.22	1.01
1:D:501:VAL:CG1	1:D:578:LEU:HD21	1.89	1.01
1:E:34:LYS:HD2	1:E:422:SER:HB2	1.17	1.01
1:E:47:PRO:CG	1:E:93:GLU:OE1	2.07	1.01
1:E:114:ASN:O	1:E:134:LEU:HD23	1.60	1.01
1:E:337:PRO:CD	1:E:337:PRO:N	2.19	1.01
2:G:99:ARG:HD2	2:L:70:PHE:CA	1.90	1.01
2:I:24:ALA:HA	2:I:71:VAL:CA	1.89	1.01
2:K:24:ALA:HA	2:K:71:VAL:CA	1.89	1.01
2:K:70:PHE:CA	2:L:99:ARG:HD2	1.90	1.01
2:K:130:VAL:CG2	2:L:6:GLN:HG3	1.89	1.01
1:A:115:VAL:O	1:A:115:VAL:CG1	2.07	1.01
1:B:370:PHE:CZ	1:B:448:ASP:OD2	2.13	1.01
1:C:52:GLU:HG2	1:C:88:LEU:HD22	1.40	1.01
1:D:43:GLU:CD	1:D:67:GLU:CG	2.20	1.01
1:D:361:PRO:CD	1:D:361:PRO:N	2.22	1.01
1:E:34:LYS:CB	1:E:422:SER:CB	2.39	1.01
1:E:399:VAL:HG22	1:E:411:TYR:HD1	1.25	1.01
1:F:39:ILE:HB	1:F:326:LYS:HE2	1.38	1.01
1:F:355:ARG:HG3	1:F:361:PRO:HD2	1.38	1.01
2:J:24:ALA:HA	2:J:71:VAL:CA	1.89	1.01
2:J:63:PHE:HA	2:K:96:SER:HB2	1.38	1.01
1:A:132:LEU:CG	1:A:148:ASP:HA	1.91	1.01
1:A:154:PHE:CZ	1:A:199:ALA:CB	2.44	1.01
1:A:399:VAL:HG22	1:A:411:TYR:HD1	1.25	1.01

*Continued on next page...*

*Continued from previous page...*

Atom-1	Atom-2	Interatomic distance (Å)	Clash overlap (Å)
1:A:566:TYR:HD2	1:A:572:LYS:C	1.59	1.01
1:C:259:THR:HB	1:C:261:TYR:HE1	1.19	1.01
1:D:47:PRO:CG	1:D:93:GLU:OE1	2.07	1.01
1:D:264:ILE:HD13	1:D:269:GLN:HB2	1.42	1.01
1:E:387:PRO:HG2	1:E:390:SER:HB2	1.01	1.01
1:F:34:LYS:CB	1:F:422:SER:CB	2.38	1.01
1:F:51:TYR:CE2	1:F:62:LEU:CD1	2.44	1.01
2:G:102:GLU:OE2	2:L:68:SER:N	1.93	1.01
2:G:130:VAL:HG23	2:H:6:GLN:CG	1.89	1.01
2:I:71:VAL:HG22	2:J:98:GLY:HA3	1.35	1.01
2:J:70:PHE:CA	2:K:99:ARG:HD2	1.90	1.01
2:J:130:VAL:HG23	2:K:6:GLN:CG	1.89	1.01
1:A:370:PHE:CZ	1:A:448:ASP:OD2	2.13	1.01
1:A:387:PRO:CD	1:A:387:PRO:N	2.23	1.01
1:A:518:ILE:HD11	1:A:520:THR:HB	1.43	1.01
1:B:47:PRO:CG	1:B:93:GLU:OE1	2.07	1.01
1:B:132:LEU:CG	1:B:148:ASP:HA	1.91	1.01
1:B:355:ARG:HG3	1:B:361:PRO:HD2	1.38	1.01
1:C:524:ILE:HG12	2:J:107:TYR:CZ	1.94	1.01
1:D:252:PHE:CZ	1:D:257:LYS:HG2	1.96	1.01
1:E:76:TRP:C	1:E:415:VAL:HG21	1.81	1.01
1:E:154:PHE:CZ	1:E:199:ALA:CB	2.44	1.01
1:E:370:PHE:CZ	1:E:448:ASP:OD2	2.13	1.01
1:F:52:GLU:HG2	1:F:88:LEU:HD22	1.40	1.01
1:F:52:GLU:CG	1:F:88:LEU:CD2	2.39	1.01
1:F:92:ILE:CD1	1:F:326:LYS:HZ2	1.72	1.01
1:F:114:ASN:O	1:F:134:LEU:HD23	1.60	1.01
1:F:252:PHE:CE2	1:F:257:LYS:CG	2.04	1.01
1:F:387:PRO:HG2	1:F:390:SER:HB2	1.01	1.01
2:G:6:GLN:HG3	2:L:130:VAL:HG23	1.38	1.01
2:K:130:VAL:HG23	2:L:6:GLN:CG	1.89	1.01
1:A:112:TYR:CA	1:A:141:ASP:CB	2.39	1.01
1:B:32:SER:CB	1:B:426:ILE:HB	1.91	1.01
1:C:32:SER:CB	1:C:426:ILE:HB	1.91	1.01
1:C:52:GLU:CG	1:C:88:LEU:CD2	2.39	1.01
1:C:338:LEU:HB3	1:C:412:MET:HE3	1.37	1.01
1:D:134:LEU:HD21	1:D:137:ILE:CG2	1.88	1.01
1:D:566:TYR:HD2	1:D:572:LYS:C	1.59	1.01
1:E:51:TYR:CE2	1:E:62:LEU:CD1	2.44	1.01
1:E:252:PHE:CZ	1:E:257:LYS:HG2	1.96	1.01
1:E:335:ILE:HG13	1:E:362:MET:HE3	1.42	1.01

*Continued on next page...*

*Continued from previous page...*

Atom-1	Atom-2	Interatomic distance (Å)	Clash overlap (Å)
1:E:528:PHE:CZ	2:L:107:TYR:HB3	1.96	1.01
1:F:154:PHE:CZ	1:F:199:ALA:CB	2.44	1.01
1:F:338:LEU:O	1:F:412:MET:HG3	1.60	1.01
2:I:23:MET:HB3	2:I:74:MET:N	1.76	1.01
2:I:70:PHE:CA	2:J:99:ARG:HD2	1.90	1.01
1:A:32:SER:CB	1:A:426:ILE:HB	1.91	1.00
1:A:52:GLU:CG	1:A:88:LEU:CD2	2.39	1.00
1:C:134:LEU:HD21	1:C:137:ILE:CG2	1.88	1.00
1:C:320:TRP:HZ2	1:C:343:SER:C	1.59	1.00
1:D:76:TRP:C	1:D:415:VAL:HG21	1.81	1.00
1:D:112:TYR:HA	1:D:141:ASP:CG	1.81	1.00
1:D:115:VAL:O	1:D:115:VAL:CG1	2.07	1.00
1:E:112:TYR:HA	1:E:141:ASP:CG	1.81	1.00
1:E:528:PHE:CE1	2:L:107:TYR:HB3	1.95	1.00
1:F:32:SER:CB	1:F:426:ILE:HB	1.91	1.00
1:F:34:LYS:HD2	1:F:422:SER:HB2	1.17	1.00
1:F:76:TRP:C	1:F:415:VAL:HG21	1.81	1.00
1:F:112:TYR:CA	1:F:141:ASP:CB	2.39	1.00
1:F:370:PHE:CZ	1:F:448:ASP:OD2	2.13	1.00
1:A:32:SER:OG	1:A:426:ILE:HB	1.59	1.00
1:A:114:ASN:O	1:A:134:LEU:HD23	1.60	1.00
1:A:320:TRP:HE1	1:A:344:VAL:N	1.58	1.00
1:A:434:PRO:CD	1:A:434:PRO:N	2.24	1.00
1:B:76:TRP:C	1:B:415:VAL:HG21	1.81	1.00
1:B:112:TYR:CA	1:B:141:ASP:CB	2.39	1.00
1:B:154:PHE:CZ	1:B:199:ALA:CB	2.44	1.00
1:B:434:PRO:CD	1:B:434:PRO:N	2.24	1.00
1:B:518:ILE:HD11	1:B:520:THR:HB	1.43	1.00
1:C:112:TYR:CA	1:C:141:ASP:CB	2.39	1.00
1:C:154:PHE:CZ	1:C:199:ALA:CB	2.44	1.00
1:C:252:PHE:CZ	1:C:257:LYS:HG2	1.96	1.00
1:C:320:TRP:HD1	1:C:340:SER:HB2	1.23	1.00
1:C:335:ILE:HG13	1:C:362:MET:HE1	1.01	1.00
1:D:114:ASN:O	1:D:134:LEU:HD23	1.60	1.00
1:D:320:TRP:HE1	1:D:344:VAL:N	1.58	1.00
1:E:32:SER:CB	1:E:426:ILE:HB	1.91	1.00
1:E:320:TRP:HE1	1:E:344:VAL:N	1.58	1.00
1:E:320:TRP:HD1	1:E:340:SER:HB2	1.23	1.00
2:I:68:SER:N	2:J:102:GLU:OE2	1.93	1.00
2:J:23:MET:HB3	2:J:74:MET:N	1.76	1.00
1:A:47:PRO:CG	1:A:93:GLU:OE1	2.07	1.00

*Continued on next page...*

*Continued from previous page...*

Atom-1	Atom-2	Interatomic distance (Å)	Clash overlap (Å)
1:A:355:ARG:HG3	1:A:361:PRO:HD2	1.38	1.00
1:B:114:ASN:O	1:B:134:LEU:HD23	1.60	1.00
1:B:134:LEU:HD21	1:B:137:ILE:HG22	1.44	1.00
1:B:264:ILE:HD13	1:B:269:GLN:HB2	1.42	1.00
1:C:76:TRP:C	1:C:415:VAL:HG21	1.81	1.00
1:C:132:LEU:CG	1:C:148:ASP:HA	1.90	1.00
1:C:361:PRO:CD	1:C:361:PRO:N	2.22	1.00
1:E:132:LEU:CG	1:E:148:ASP:HA	1.90	1.00
1:E:338:LEU:O	1:E:412:MET:HG3	1.60	1.00
1:E:361:PRO:CD	1:E:361:PRO:N	2.22	1.00
2:G:23:MET:O	2:G:74:MET:HB2	1.62	1.00
2:H:68:SER:N	2:I:102:GLU:OE2	1.93	1.00
1:A:51:TYR:CE2	1:A:62:LEU:CD1	2.44	1.00
1:B:338:LEU:O	1:B:412:MET:HG3	1.60	1.00
1:C:252:PHE:CE2	1:C:257:LYS:CG	2.04	1.00
1:C:320:TRP:HE1	1:C:344:VAL:N	1.58	1.00
1:C:566:TYR:CD2	1:C:572:LYS:C	2.24	1.00
1:D:320:TRP:HZ2	1:D:343:SER:C	1.59	1.00
1:F:132:LEU:CG	1:F:148:ASP:HA	1.90	1.00
2:G:6:GLN:HG3	2:L:130:VAL:CG2	1.89	1.00
2:J:68:SER:N	2:K:102:GLU:OE2	1.93	1.00
2:K:68:SER:N	2:L:102:GLU:OE2	1.93	1.00
1:B:52:GLU:CG	1:B:88:LEU:CD2	2.39	1.00
1:B:387:PRO:CD	1:B:387:PRO:N	2.23	1.00
1:C:367:GLY:HA2	1:C:393:ALA:HB3	1.44	1.00
1:D:32:SER:CB	1:D:426:ILE:HB	1.91	1.00
1:D:52:GLU:CG	1:D:88:LEU:CD2	2.39	1.00
1:D:112:TYR:CA	1:D:141:ASP:CB	2.39	1.00
1:F:518:ILE:HD11	1:F:520:THR:HB	1.43	1.00
2:G:6:GLN:HA	2:L:127:GLU:O	1.62	1.00
2:J:127:GLU:O	2:K:6:GLN:HA	1.62	1.00
1:A:76:TRP:C	1:A:415:VAL:HG21	1.81	1.00
1:C:43:GLU:CD	1:C:67:GLU:CG	2.20	1.00
1:C:399:VAL:HG22	1:C:411:TYR:HD1	1.25	1.00
1:D:52:GLU:HG2	1:D:88:LEU:HD22	1.40	1.00
1:D:546:PRO:CD	1:D:546:PRO:N	2.25	1.00
1:E:518:ILE:HD11	1:E:520:THR:HB	1.43	1.00
1:F:112:TYR:HA	1:F:141:ASP:CG	1.81	1.00
2:G:6:GLN:CG	2:L:130:VAL:HG23	1.89	1.00
2:I:63:PHE:HA	2:J:96:SER:HB2	1.38	1.00
1:B:154:PHE:CZ	1:B:199:ALA:HB1	1.97	1.00

*Continued on next page...*

*Continued from previous page...*

Atom-1	Atom-2	Interatomic distance (Å)	Clash overlap (Å)
1:B:252:PHE:CZ	1:B:257:LYS:HG2	1.96	1.00
1:B:320:TRP:HD1	1:B:340:SER:HB2	1.23	1.00
1:C:134:LEU:HD21	1:C:137:ILE:HG22	1.44	1.00
1:C:154:PHE:CZ	1:C:199:ALA:HB1	1.97	1.00
1:D:47:PRO:N	1:D:47:PRO:CD	2.18	1.00
1:D:51:TYR:CE2	1:D:62:LEU:CD1	2.44	1.00
1:D:154:PHE:CZ	1:D:199:ALA:CB	2.44	1.00
1:E:112:TYR:CA	1:E:141:ASP:CB	2.39	1.00
1:E:387:PRO:CD	1:E:390:SER:HB2	1.92	1.00
1:A:77:GLY:C	1:A:80:PRO:CD	2.29	0.99
1:B:320:TRP:HE1	1:B:344:VAL:N	1.58	0.99
1:C:51:TYR:CE2	1:C:62:LEU:CD1	2.44	0.99
1:C:123:LEU:HB2	1:C:128:LEU:HD11	1.42	0.99
1:D:387:PRO:HG2	1:D:390:SER:HB2	1.01	0.99
1:E:123:LEU:HB2	1:E:128:LEU:HD11	1.42	0.99
1:E:252:PHE:CE2	1:E:257:LYS:CG	2.04	0.99
1:A:387:PRO:HG2	1:A:390:SER:HB2	1.01	0.99
1:C:355:ARG:HG3	1:C:361:PRO:HD2	1.38	0.99
1:D:134:LEU:HD21	1:D:137:ILE:HG22	1.44	0.99
1:D:338:LEU:O	1:D:412:MET:HG3	1.60	0.99
2:H:23:MET:HB3	2:H:74:MET:N	1.76	0.99
2:K:24:ALA:HA	2:K:71:VAL:CB	1.93	0.99
1:B:270:LEU:HA	1:B:277:PRO:HD2	1.19	0.99
1:B:367:GLY:HA2	1:B:393:ALA:HB3	1.44	0.99
1:C:518:ILE:HD11	1:C:520:THR:HB	1.43	0.99
1:D:154:PHE:CZ	1:D:199:ALA:HB1	1.97	0.99
1:D:387:PRO:CD	1:D:387:PRO:N	2.23	0.99
1:F:320:TRP:HE1	1:F:344:VAL:N	1.58	0.99
2:G:95:GLN:OE1	2:L:27:LYS:CE	2.10	0.99
2:K:127:GLU:O	2:L:6:GLN:HA	1.62	0.99
1:A:270:LEU:HA	1:A:277:PRO:HD2	1.19	0.99
1:B:34:LYS:CB	1:B:422:SER:CB	2.38	0.99
1:B:90:MET:C	1:B:326:LYS:HD2	1.82	0.99
1:C:387:PRO:CD	1:C:387:PRO:N	2.23	0.99
1:D:123:LEU:HB2	1:D:128:LEU:HD11	1.42	0.99
1:D:270:LEU:CD1	1:D:271:ASN:O	2.10	0.99
1:C:338:LEU:O	1:C:412:MET:HG3	1.60	0.99
1:E:154:PHE:CZ	1:E:199:ALA:HB1	1.97	0.99
1:E:270:LEU:CD1	1:E:271:ASN:O	2.10	0.99
1:F:36:PHE:CZ	1:F:419:GLY:HA2	1.98	0.99
2:G:27:LYS:CE	2:H:95:GLN:OE1	2.11	0.99

*Continued on next page...*

*Continued from previous page...*

Atom-1	Atom-2	Interatomic distance (Å)	Clash overlap (Å)
2:H:24:ALA:HA	2:H:71:VAL:CB	1.93	0.99
2:J:127:GLU:O	2:K:6:GLN:CA	2.11	0.99
1:A:36:PHE:CZ	1:A:419:GLY:HA2	1.98	0.99
1:A:39:ILE:HB	1:A:326:LYS:HE2	1.38	0.99
1:A:338:LEU:O	1:A:412:MET:HG3	1.60	0.99
1:B:270:LEU:CD1	1:B:271:ASN:O	2.10	0.99
1:D:252:PHE:CE2	1:D:257:LYS:CG	2.04	0.99
1:E:115:VAL:O	1:E:115:VAL:CG1	2.06	0.99
1:F:123:LEU:HB2	1:F:128:LEU:HD11	1.42	0.99
1:F:320:TRP:HD1	1:F:340:SER:HB2	1.23	0.99
1:F:387:PRO:CD	1:F:390:SER:HB2	1.92	0.99
2:H:63:PHE:HA	2:I:96:SER:HB2	1.38	0.99
1:A:154:PHE:CZ	1:A:199:ALA:HB1	1.97	0.99
1:C:112:TYR:HA	1:C:141:ASP:CG	1.81	0.99
1:C:270:LEU:CD1	1:C:271:ASN:O	2.10	0.99
1:E:52:GLU:HG2	1:E:88:LEU:HD22	1.41	0.99
1:E:134:LEU:HD21	1:E:137:ILE:HG22	1.44	0.99
1:E:535:ARG:NH2	2:L:135:GLU:CD	2.15	0.99
1:F:115:VAL:O	1:F:115:VAL:CG1	2.06	0.99
1:F:361:PRO:CD	1:F:361:PRO:N	2.22	0.99
1:F:367:GLY:HA2	1:F:393:ALA:HB3	1.44	0.99
1:D:387:PRO:CD	1:D:390:SER:HB2	1.92	0.99
1:E:43:GLU:CD	1:E:67:GLU:CG	2.20	0.99
1:E:52:GLU:CG	1:E:88:LEU:CD2	2.39	0.99
2:I:24:ALA:HA	2:I:71:VAL:CB	1.93	0.99
1:A:32:SER:HB3	1:A:426:ILE:HG21	1.45	0.99
1:B:51:TYR:CE2	1:B:62:LEU:CD1	2.44	0.99
1:B:115:VAL:O	1:B:115:VAL:CG1	2.07	0.99
1:B:546:PRO:CD	1:B:546:PRO:N	2.25	0.99
1:C:327:PHE:HE2	1:C:351:PHE:CD2	1.61	0.99
1:E:90:MET:C	1:E:326:LYS:HD2	1.82	0.99
1:F:90:MET:C	1:F:326:LYS:HD2	1.82	0.99
2:I:127:GLU:O	2:J:6:GLN:HA	1.62	0.99
1:A:270:LEU:CD1	1:A:271:ASN:O	2.10	0.99
1:B:34:LYS:CD	1:B:422:SER:CB	2.22	0.99
1:B:112:TYR:HA	1:B:141:ASP:CG	1.81	0.99
1:D:132:LEU:CG	1:D:148:ASP:HA	1.90	0.99
1:E:36:PHE:CZ	1:E:419:GLY:HA2	1.98	0.99
1:E:367:GLY:HA2	1:E:393:ALA:HB3	1.44	0.99
1:E:566:TYR:HD2	1:E:572:LYS:C	1.59	0.99
1:F:264:ILE:HD13	1:F:269:GLN:HB2	1.42	0.99

*Continued on next page...*

*Continued from previous page...*

Atom-1	Atom-2	Interatomic distance (Å)	Clash overlap (Å)
1:F:566:TYR:HD2	1:F:572:LYS:C	1.59	0.99
2:I:23:MET:O	2:I:71:VAL:CA	2.11	0.99
2:J:24:ALA:HA	2:J:71:VAL:CB	1.93	0.99
2:L:23:MET:O	2:L:71:VAL:CA	2.11	0.99
1:A:90:MET:C	1:A:326:LYS:HD2	1.82	0.98
1:B:36:PHE:CZ	1:B:419:GLY:HA2	1.98	0.98
1:C:114:ASN:O	1:C:134:LEU:HD23	1.60	0.98
1:C:387:PRO:HG2	1:C:390:SER:HB2	1.01	0.98
1:F:134:LEU:HD21	1:F:137:ILE:HG22	1.44	0.98
1:F:170:GLU:CD	1:F:287:GLU:HA	1.62	0.98
2:G:127:GLU:O	2:H:6:GLN:HA	1.62	0.98
2:G:130:VAL:CG2	2:H:6:GLN:HG3	1.89	0.98
2:K:23:MET:HB3	2:K:74:MET:N	1.76	0.98
2:L:23:MET:HB3	2:L:74:MET:N	1.76	0.98
1:A:134:LEU:HD21	1:A:137:ILE:HG22	1.44	0.98
1:B:387:PRO:HG2	1:B:390:SER:HB2	1.01	0.98
1:E:524:ILE:HG12	2:L:107:TYR:CZ	1.97	0.98
2:I:27:LYS:CE	2:J:95:GLN:OE1	2.11	0.98
2:K:27:LYS:CD	2:L:95:GLN:O	2.11	0.98
1:A:320:TRP:NE1	1:A:344:VAL:N	2.12	0.98
1:B:80:PRO:CD	1:B:80:PRO:N	2.21	0.98
1:C:90:MET:C	1:C:326:LYS:HD2	1.82	0.98
1:D:518:ILE:HD11	1:D:520:THR:HB	1.43	0.98
2:H:27:LYS:CD	2:I:95:GLN:O	2.11	0.98
1:A:252:PHE:CZ	1:A:257:LYS:HG2	1.96	0.98
1:A:264:ILE:HD13	1:A:269:GLN:HB2	1.42	0.98
1:C:335:ILE:CG1	1:C:362:MET:HE1	1.89	0.98
1:E:264:ILE:HD13	1:E:269:GLN:HB2	1.42	0.98
1:E:387:PRO:CD	1:E:387:PRO:N	2.23	0.98
1:E:409:PRO:HB2	1:E:411:TYR:HE1	1.27	0.98
2:G:23:MET:HB3	2:G:74:MET:N	1.76	0.98
2:H:127:GLU:O	2:I:6:GLN:HA	1.62	0.98
2:K:127:GLU:O	2:L:6:GLN:CA	2.11	0.98
1:C:34:LYS:CD	1:C:422:SER:CB	2.22	0.98
1:C:270:LEU:HA	1:C:277:PRO:HD2	1.19	0.98
1:C:546:PRO:N	1:C:546:PRO:CD	2.25	0.98
1:D:36:PHE:CZ	1:D:419:GLY:HA2	1.98	0.98
1:D:92:ILE:CD1	1:D:326:LYS:HZ2	1.75	0.98
1:E:77:GLY:C	1:E:80:PRO:CD	2.30	0.98
1:F:387:PRO:CD	1:F:387:PRO:N	2.23	0.98
1:F:434:PRO:N	1:F:434:PRO:CD	2.24	0.98

*Continued on next page...*



*Continued from previous page...*

Atom-1	Atom-2	Interatomic distance (Å)	Clash overlap (Å)
2:H:23:MET:O	2:H:71:VAL:CA	2.11	0.98
2:H:27:LYS:CE	2:I:95:GLN:OE1	2.11	0.98
1:A:34:LYS:CB	1:A:422:SER:CB	2.38	0.98
1:A:361:PRO:CD	1:A:361:PRO:N	2.22	0.98
1:B:132:LEU:HG	1:B:148:ASP:CA	1.83	0.98
1:B:320:TRP:NE1	1:B:344:VAL:N	2.12	0.98
1:C:36:PHE:CZ	1:C:419:GLY:HA2	1.98	0.98
1:F:270:LEU:CD1	1:F:271:ASN:O	2.10	0.98
1:F:320:TRP:NE1	1:F:344:VAL:N	2.12	0.98
2:G:24:ALA:HA	2:G:71:VAL:CB	1.92	0.98
2:G:95:GLN:O	2:L:27:LYS:CD	2.11	0.98
2:J:27:LYS:CD	2:K:95:GLN:O	2.11	0.98
1:A:77:GLY:CA	1:A:80:PRO:HD2	1.94	0.98
1:B:361:PRO:CD	1:B:361:PRO:N	2.22	0.98
1:D:434:PRO:CD	1:D:434:PRO:N	2.24	0.98
1:F:282:VAL:C	1:F:287:GLU:HB2	1.84	0.98
2:H:127:GLU:O	2:I:6:GLN:CA	2.11	0.98
2:J:23:MET:O	2:J:71:VAL:CA	2.11	0.98
2:L:24:ALA:HA	2:L:71:VAL:CB	1.93	0.98
1:A:80:PRO:CD	1:A:80:PRO:N	2.21	0.98
1:A:93:GLU:HB3	1:A:140:ASP:CB	1.69	0.98
1:C:47:PRO:N	1:C:47:PRO:CD	2.18	0.98
1:C:387:PRO:CD	1:C:390:SER:HB2	1.92	0.98
1:C:434:PRO:N	1:C:434:PRO:CD	2.24	0.98
1:C:501:VAL:HG13	1:C:578:LEU:CD2	1.93	0.98
1:D:77:GLY:C	1:D:80:PRO:CD	2.30	0.98
1:D:320:TRP:HD1	1:D:340:SER:HB2	1.23	0.98
1:E:434:PRO:CD	1:E:434:PRO:N	2.24	0.98
1:F:154:PHE:CZ	1:F:199:ALA:HB1	1.97	0.98
2:G:27:LYS:CD	2:H:95:GLN:O	2.11	0.98
2:I:27:LYS:CD	2:J:95:GLN:O	2.11	0.98
1:A:112:TYR:HA	1:A:141:ASP:CG	1.81	0.98
1:A:320:TRP:HD1	1:A:340:SER:HB2	1.23	0.98
1:B:32:SER:HB3	1:B:426:ILE:HG21	1.45	0.98
1:F:270:LEU:HA	1:F:277:PRO:HD3	0.98	0.98
1:D:409:PRO:HB2	1:D:411:TYR:HE1	1.27	0.97
1:E:341:LYS:O	1:E:345:HIS:ND1	1.97	0.97
2:J:27:LYS:CE	2:K:95:GLN:OE1	2.11	0.97
1:A:327:PHE:HE2	1:A:351:PHE:CD2	1.62	0.97
1:A:341:LYS:O	1:A:345:HIS:ND1	1.97	0.97
1:B:282:VAL:C	1:B:287:GLU:HB2	1.84	0.97

*Continued on next page...*

*Continued from previous page...*

Atom-1	Atom-2	Interatomic distance (Å)	Clash overlap (Å)
1:B:399:VAL:HG22	1:B:411:TYR:HD1	1.25	0.97
1:C:34:LYS:CB	1:C:422:SER:CB	2.38	0.97
1:D:408:VAL:CA	1:D:409:PRO:CD	2.43	0.97
2:G:127:GLU:O	2:H:6:GLN:CA	2.11	0.97
2:K:23:MET:O	2:K:71:VAL:CA	2.11	0.97
1:B:387:PRO:CD	1:B:390:SER:HB2	1.92	0.97
1:C:408:VAL:CA	1:C:409:PRO:CD	2.43	0.97
1:D:320:TRP:NE1	1:D:344:VAL:N	2.12	0.97
1:E:270:LEU:HA	1:E:277:PRO:HD3	0.98	0.97
1:F:107:ILE:HB	1:F:193:TYR:CD2	2.00	0.97
2:G:6:GLN:CA	2:L:127:GLU:O	2.11	0.97
1:A:282:VAL:C	1:A:287:GLU:HB2	1.84	0.97
1:A:387:PRO:CD	1:A:390:SER:HB2	1.92	0.97
1:A:546:PRO:CD	1:A:546:PRO:N	2.25	0.97
1:E:408:VAL:CA	1:E:409:PRO:CD	2.42	0.97
2:I:127:GLU:O	2:J:6:GLN:CA	2.11	0.97
1:D:367:GLY:HA2	1:D:393:ALA:HB3	1.44	0.97
2:G:23:MET:O	2:G:71:VAL:CA	2.11	0.97
1:B:327:PHE:HE2	1:B:351:PHE:CD2	1.62	0.97
1:C:282:VAL:C	1:C:287:GLU:HB2	1.84	0.97
1:E:501:VAL:HG13	1:E:578:LEU:CD2	1.93	0.97
1:F:32:SER:HB3	1:F:426:ILE:HG21	1.45	0.97
2:K:27:LYS:CE	2:L:95:GLN:OE1	2.11	0.97
1:F:132:LEU:HG	1:F:148:ASP:CA	1.83	0.97
1:F:546:PRO:N	1:F:546:PRO:CD	2.25	0.97
1:B:501:VAL:HG13	1:B:578:LEU:CD2	1.93	0.97
1:E:282:VAL:C	1:E:287:GLU:HB2	1.84	0.97
1:F:252:PHE:CZ	1:F:257:LYS:HG2	1.96	0.97
1:F:501:VAL:HG13	1:F:578:LEU:CD2	1.93	0.97
2:G:71:VAL:HG23	2:H:99:ARG:HD3	1.47	0.97
1:A:367:GLY:HA2	1:A:393:ALA:HB3	1.44	0.97
1:A:501:VAL:HG13	1:A:578:LEU:CD2	1.93	0.97
1:B:408:VAL:CA	1:B:409:PRO:CD	2.42	0.97
1:C:341:LYS:O	1:C:345:HIS:ND1	1.97	0.97
1:E:320:TRP:NE1	1:E:344:VAL:N	2.12	0.97
1:C:43:GLU:O	1:C:188:GLN:HG2	1.65	0.97
1:C:370:PHE:HE2	1:C:448:ASP:OD2	1.23	0.97
1:D:34:LYS:CB	1:D:422:SER:CB	2.38	0.97
1:D:77:GLY:CA	1:D:80:PRO:HD2	1.94	0.97
1:D:370:PHE:HE2	1:D:448:ASP:OD2	1.23	0.97
1:E:107:ILE:HB	1:E:193:TYR:CD2	2.00	0.97

*Continued on next page...*

*Continued from previous page...*

Atom-1	Atom-2	Interatomic distance (Å)	Clash overlap (Å)
1:F:43:GLU:O	1:F:188:GLN:HG2	1.65	0.97
1:A:427:GLY:O	1:A:495:GLU:HG3	1.65	0.96
1:C:132:LEU:HG	1:C:148:ASP:CA	1.83	0.96
1:C:320:TRP:NE1	1:C:344:VAL:N	2.12	0.96
1:D:90:MET:C	1:D:326:LYS:HD2	1.82	0.96
1:E:335:ILE:CG1	1:E:362:MET:HE3	1.92	0.96
1:A:107:ILE:HB	1:A:193:TYR:CD2	2.00	0.96
1:A:252:PHE:CE2	1:A:257:LYS:CG	2.04	0.96
1:A:270:LEU:HA	1:A:277:PRO:HD3	0.98	0.96
1:B:77:GLY:CA	1:B:80:PRO:HD2	1.94	0.96
1:D:327:PHE:HE2	1:D:351:PHE:CD2	1.61	0.96
1:E:132:LEU:HG	1:E:148:ASP:CA	1.83	0.96
2:G:22:GLU:CB	2:G:70:PHE:HE2	1.77	0.96
2:I:71:VAL:HG23	2:J:99:ARG:HD3	1.47	0.96
2:K:130:VAL:HA	2:L:6:GLN:CB	1.95	0.96
1:A:535:ARG:HH22	2:H:135:GLU:CG	1.78	0.96
1:D:341:LYS:O	1:D:345:HIS:ND1	1.97	0.96
1:F:335:ILE:HG13	1:F:362:MET:HE3	1.43	0.96
1:E:43:GLU:O	1:E:188:GLN:HG2	1.65	0.96
1:F:409:PRO:HB2	1:F:411:TYR:HE1	1.27	0.96
1:E:32:SER:HB3	1:E:426:ILE:HG21	1.45	0.96
1:E:77:GLY:CA	1:E:80:PRO:HD2	1.94	0.96
1:E:92:ILE:HD13	1:E:323:LYS:CA	1.95	0.96
1:F:92:ILE:HD13	1:F:323:LYS:CA	1.95	0.96
1:A:43:GLU:O	1:A:188:GLN:HG2	1.65	0.96
1:A:408:VAL:CA	1:A:409:PRO:CD	2.42	0.96
1:C:252:PHE:CD2	1:C:257:LYS:HA	2.01	0.96
1:D:282:VAL:HG13	1:D:287:GLU:CG	1.86	0.96
1:D:501:VAL:HG13	1:D:578:LEU:CD2	1.93	0.96
1:E:47:PRO:N	1:E:111:ILE:HG21	1.62	0.96
2:G:130:VAL:HA	2:H:6:GLN:CB	1.95	0.96
1:D:92:ILE:HD13	1:D:323:LYS:CA	1.95	0.96
1:F:77:GLY:C	1:F:80:PRO:CD	2.30	0.96
2:H:130:VAL:HA	2:I:6:GLN:CB	1.95	0.96
2:I:27:LYS:HG2	2:J:95:GLN:HG3	0.96	0.96
2:J:27:LYS:HG2	2:K:95:GLN:HG3	0.96	0.96
1:A:132:LEU:HG	1:A:148:ASP:CA	1.83	0.96
1:D:399:VAL:HG22	1:D:411:TYR:HD1	1.25	0.96
1:E:546:PRO:CD	1:E:546:PRO:N	2.25	0.96
1:F:408:VAL:CA	1:F:409:PRO:CD	2.43	0.96
2:G:95:GLN:HG3	2:L:27:LYS:HG2	0.96	0.96

*Continued on next page...*

*Continued from previous page...*

Atom-1	Atom-2	Interatomic distance (Å)	Clash overlap (Å)
2:H:27:LYS:HG2	2:I:95:GLN:HG3	0.96	0.96
1:B:335:ILE:CG1	1:B:362:MET:HE3	1.91	0.96
1:D:43:GLU:O	1:D:188:GLN:HG2	1.65	0.96
1:D:252:PHE:CD2	1:D:257:LYS:HA	2.01	0.96
2:H:22:GLU:CB	2:H:70:PHE:HE2	1.77	0.96
2:J:130:VAL:HA	2:K:6:GLN:CB	1.95	0.96
2:K:27:LYS:HG2	2:L:95:GLN:HG3	0.96	0.96
1:D:32:SER:HB3	1:D:426:ILE:HG21	1.45	0.96
1:D:270:LEU:HA	1:D:277:PRO:HD3	0.98	0.96
1:D:327:PHE:HD2	1:D:351:PHE:CD2	1.69	0.96
1:E:338:LEU:CB	1:E:414:ALA:HB3	1.96	0.96
1:F:338:LEU:CB	1:F:414:ALA:HB3	1.96	0.96
1:F:341:LYS:O	1:F:345:HIS:ND1	1.97	0.96
1:F:399:VAL:HG22	1:F:411:TYR:HD1	1.25	0.96
2:J:71:VAL:HG23	2:K:99:ARG:HD3	1.47	0.96
2:L:22:GLU:CB	2:L:70:PHE:HE2	1.77	0.96
1:A:320:TRP:CZ2	1:A:344:VAL:CA	2.49	0.95
1:B:320:TRP:CZ2	1:B:344:VAL:CA	2.49	0.95
1:D:119:ILE:HB	1:D:132:LEU:HB3	1.48	0.95
1:E:338:LEU:HB3	1:E:412:MET:HE3	1.47	0.95
1:F:119:ILE:HB	1:F:132:LEU:HB3	1.48	0.95
2:G:23:MET:O	2:G:71:VAL:HA	1.66	0.95
1:C:92:ILE:HD13	1:C:323:LYS:CA	1.95	0.95
1:C:119:ILE:HB	1:C:132:LEU:HB3	1.48	0.95
1:C:320:TRP:CZ2	1:C:344:VAL:CA	2.49	0.95
2:G:27:LYS:HG2	2:H:95:GLN:HG3	0.96	0.95
1:B:107:ILE:HB	1:B:193:TYR:CD2	2.00	0.95
1:C:107:ILE:HB	1:C:193:TYR:CD2	2.00	0.95
1:D:566:TYR:CD2	1:D:572:LYS:C	2.23	0.95
2:G:99:ARG:HD3	2:L:71:VAL:HG23	1.47	0.95
1:A:92:ILE:HD13	1:A:323:LYS:CA	1.95	0.95
1:A:170:GLU:CD	1:A:287:GLU:HA	1.62	0.95
1:A:355:ARG:C	1:A:361:PRO:CD	2.35	0.95
1:B:252:PHE:CD2	1:B:257:LYS:HA	2.01	0.95
1:B:527:ASP:CB	2:I:136:ASP:OD2	2.15	0.95
1:D:282:VAL:C	1:D:287:GLU:HB2	1.84	0.95
1:F:112:TYR:H	1:F:141:ASP:HB2	1.03	0.95
1:F:327:PHE:HE2	1:F:351:PHE:CD2	1.62	0.95
2:H:23:MET:O	2:H:71:VAL:HA	1.66	0.95
2:J:71:VAL:CG2	2:K:98:GLY:HA3	1.97	0.95
2:K:71:VAL:CG2	2:L:98:GLY:HA3	1.97	0.95

*Continued on next page...*

*Continued from previous page...*

Atom-1	Atom-2	Interatomic distance (Å)	Clash overlap (Å)
2:L:23:MET:O	2:L:71:VAL:HA	1.66	0.95
1:C:115:VAL:CG1	1:C:115:VAL:O	2.07	0.95
1:C:528:PHE:CZ	2:J:107:TYR:CB	2.49	0.95
1:D:528:PHE:CZ	2:K:107:TYR:CB	2.49	0.95
1:D:541:GLU:H	1:D:568:ILE:HD11	1.14	0.95
1:F:387:PRO:HD2	1:F:390:SER:CB	1.97	0.95
1:B:92:ILE:HD13	1:B:323:LYS:CA	1.95	0.95
1:E:80:PRO:HG3	1:E:415:VAL:HG22	1.49	0.95
1:F:320:TRP:CZ2	1:F:344:VAL:CA	2.49	0.95
1:F:355:ARG:C	1:F:361:PRO:CD	2.35	0.95
1:C:113:GLY:H	1:C:141:ASP:HB3	1.19	0.95
1:E:47:PRO:HB3	1:E:93:GLU:OE1	1.56	0.95
1:E:119:ILE:HB	1:E:132:LEU:HB3	1.48	0.95
1:E:252:PHE:CD2	1:E:257:LYS:HA	2.01	0.95
1:F:427:GLY:O	1:F:495:GLU:HG3	1.65	0.95
2:I:130:VAL:HA	2:J:6:GLN:CB	1.95	0.95
2:J:118:SER:HA	2:K:7:ASN:ND2	1.82	0.95
1:B:341:LYS:O	1:B:345:HIS:ND1	1.97	0.95
1:C:387:PRO:HD2	1:C:390:SER:CB	1.97	0.95
1:D:107:ILE:HB	1:D:193:TYR:CD2	2.00	0.95
1:E:387:PRO:HD2	1:E:390:SER:CB	1.97	0.95
1:E:399:VAL:CG2	1:E:411:TYR:CD1	2.50	0.95
2:G:6:GLN:CB	2:L:130:VAL:HA	1.95	0.95
2:G:118:SER:HA	2:H:7:ASN:ND2	1.82	0.95
2:I:71:VAL:CG2	2:J:98:GLY:HA3	1.97	0.95
1:B:535:ARG:HH22	2:I:135:GLU:CG	1.80	0.95
1:C:528:PHE:CE1	2:J:107:TYR:CB	2.50	0.95
1:F:527:ASP:HB3	2:G:136:ASP:OD2	1.65	0.95
2:G:7:ASN:ND2	2:L:118:SER:HA	1.82	0.95
2:G:98:GLY:HA3	2:L:71:VAL:CG2	1.97	0.95
1:A:119:ILE:HB	1:A:132:LEU:HB3	1.48	0.95
1:C:77:GLY:CA	1:C:80:PRO:HD2	1.94	0.95
1:D:338:LEU:CB	1:D:414:ALA:HB3	1.96	0.95
1:D:355:ARG:C	1:D:361:PRO:CD	2.35	0.95
1:F:335:ILE:CG1	1:F:362:MET:HE3	1.93	0.95
1:A:252:PHE:CD2	1:A:257:LYS:HA	2.01	0.94
1:B:43:GLU:O	1:B:188:GLN:HG2	1.65	0.94
1:B:107:ILE:CB	1:B:193:TYR:HD2	1.80	0.94
1:B:427:GLY:O	1:B:495:GLU:HG3	1.65	0.94
1:C:355:ARG:C	1:C:361:PRO:CD	2.35	0.94
1:C:528:PHE:HZ	2:J:107:TYR:HB3	1.30	0.94

*Continued on next page...*

*Continued from previous page...*

Atom-1	Atom-2	Interatomic distance (Å)	Clash overlap (Å)
1:D:150:ILE:HD12	1:D:154:PHE:HE2	1.19	0.94
2:H:118:SER:HA	2:I:7:ASN:ND2	1.82	0.94
2:K:23:MET:O	2:K:71:VAL:HA	1.66	0.94
2:K:118:SER:HA	2:L:7:ASN:ND2	1.82	0.94
1:B:270:LEU:HA	1:B:277:PRO:HD3	0.98	0.94
1:F:77:GLY:CA	1:F:80:PRO:HD2	1.94	0.94
1:F:93:GLU:HB3	1:F:140:ASP:CB	1.69	0.94
1:F:335:ILE:CG1	1:F:362:MET:HE1	1.96	0.94
1:A:399:VAL:CG2	1:A:411:TYR:CD1	2.50	0.94
1:C:114:ASN:HA	1:C:137:ILE:HD13	1.47	0.94
1:C:270:LEU:HA	1:C:277:PRO:HD3	0.98	0.94
1:C:399:VAL:CG2	1:C:411:TYR:CD1	2.50	0.94
1:E:113:GLY:H	1:E:141:ASP:HB3	1.19	0.94
1:E:355:ARG:C	1:E:361:PRO:CD	2.35	0.94
1:F:399:VAL:CG2	1:F:411:TYR:CD1	2.50	0.94
1:A:338:LEU:CB	1:A:414:ALA:HB3	1.96	0.94
1:C:107:ILE:CB	1:C:193:TYR:HD2	1.80	0.94
1:D:39:ILE:HB	1:D:326:LYS:CE	1.96	0.94
1:D:76:TRP:O	1:D:415:VAL:HG22	1.67	0.94
1:E:39:ILE:HB	1:E:326:LYS:CE	1.96	0.94
1:F:252:PHE:CD2	1:F:257:LYS:HA	2.01	0.94
1:B:93:GLU:HB3	1:B:140:ASP:CB	1.69	0.94
1:B:399:VAL:CG2	1:B:411:TYR:CD1	2.50	0.94
1:C:335:ILE:HG13	1:C:362:MET:HE3	1.49	0.94
1:D:113:GLY:H	1:D:141:ASP:HB3	1.19	0.94
1:D:352:VAL:HG13	1:D:362:MET:HG3	0.94	0.94
2:I:118:SER:HA	2:J:7:ASN:ND2	1.82	0.94
1:A:387:PRO:HD2	1:A:390:SER:CB	1.97	0.94
1:A:535:ARG:NH2	2:H:135:GLU:HG3	1.82	0.94
1:B:39:ILE:HB	1:B:326:LYS:CE	1.96	0.94
1:C:338:LEU:CB	1:C:414:ALA:HB3	1.96	0.94
1:C:541:GLU:H	1:C:568:ILE:HD11	1.14	0.94
1:F:113:GLY:H	1:F:141:ASP:HB3	1.19	0.94
2:I:22:GLU:CB	2:I:70:PHE:HE2	1.77	0.94
2:K:22:GLU:CB	2:K:70:PHE:HE2	1.77	0.94
1:C:32:SER:HB3	1:C:426:ILE:HG21	1.45	0.94
1:D:47:PRO:N	1:D:111:ILE:HG21	1.62	0.94
1:D:114:ASN:HA	1:D:137:ILE:HD13	1.47	0.94
1:D:320:TRP:CZ2	1:D:344:VAL:CA	2.49	0.94
1:A:39:ILE:HB	1:A:326:LYS:CE	1.96	0.94
1:B:76:TRP:HD1	1:B:415:VAL:HB	1.31	0.94

*Continued on next page...*

*Continued from previous page...*

Atom-1	Atom-2	Interatomic distance (Å)	Clash overlap (Å)
1:B:119:ILE:HB	1:B:132:LEU:HB3	1.48	0.94
1:B:352:VAL:HG13	1:B:362:MET:HG3	0.94	0.94
1:B:535:ARG:NH2	2:I:135:GLU:HG3	1.82	0.94
1:D:76:TRP:HA	1:D:415:VAL:CG2	1.97	0.94
1:E:320:TRP:CZ2	1:E:344:VAL:CA	2.49	0.94
1:F:39:ILE:HB	1:F:326:LYS:CE	1.96	0.94
1:F:114:ASN:HA	1:F:137:ILE:HD13	1.47	0.94
2:I:127:GLU:CA	2:J:8:THR:HB	1.98	0.94
1:A:107:ILE:CB	1:A:193:TYR:HD2	1.80	0.94
1:C:541:GLU:N	1:C:568:ILE:CD1	2.31	0.94
1:F:80:PRO:HG3	1:F:415:VAL:HG22	1.49	0.94
1:A:352:VAL:HG13	1:A:362:MET:HG3	0.94	0.94
1:B:119:ILE:HG21	1:B:181:LEU:HD11	1.49	0.94
1:B:338:LEU:C	1:B:412:MET:HE2	1.87	0.94
1:B:387:PRO:HD2	1:B:390:SER:CB	1.97	0.94
1:D:428:GLU:N	1:D:469:THR:HG1	1.64	0.94
1:E:352:VAL:HG13	1:E:362:MET:HG3	0.94	0.94
2:I:23:MET:O	2:I:71:VAL:HA	1.66	0.94
1:A:39:ILE:HD11	1:A:327:PHE:HB2	0.93	0.93
1:B:355:ARG:C	1:B:361:PRO:CD	2.35	0.93
1:C:39:ILE:HD11	1:C:327:PHE:HB2	0.94	0.93
1:C:39:ILE:HB	1:C:326:LYS:CE	1.96	0.93
1:D:387:PRO:HD2	1:D:390:SER:CB	1.97	0.93
2:G:71:VAL:CG2	2:H:98:GLY:HA3	1.97	0.93
2:H:71:VAL:CG2	2:I:98:GLY:HA3	1.97	0.93
2:H:71:VAL:HG23	2:I:99:ARG:HD3	1.47	0.93
1:A:47:PRO:HB3	1:A:93:GLU:OE1	1.56	0.93
1:A:282:VAL:HG13	1:A:287:GLU:CG	1.85	0.93
1:A:428:GLU:N	1:A:469:THR:HG1	1.66	0.93
1:B:338:LEU:CB	1:B:414:ALA:HB3	1.96	0.93
1:D:107:ILE:CB	1:D:193:TYR:HD2	1.80	0.93
1:D:399:VAL:CG2	1:D:411:TYR:CD1	2.50	0.93
2:G:23:MET:O	2:G:71:VAL:O	1.87	0.93
1:A:55:ASN:ND2	1:A:58:GLN:HG3	1.84	0.93
1:A:80:PRO:HG3	1:A:415:VAL:HG22	1.49	0.93
1:B:92:ILE:HG13	1:B:326:LYS:CD	1.99	0.93
1:C:427:GLY:O	1:C:495:GLU:HG3	1.65	0.93
1:D:541:GLU:N	1:D:568:ILE:CD1	2.31	0.93
1:E:335:ILE:CG1	1:E:362:MET:HE1	1.97	0.93
2:G:23:MET:HG2	2:G:70:PHE:CE1	2.03	0.93
2:G:127:GLU:CA	2:H:8:THR:HB	1.98	0.93

*Continued on next page...*

*Continued from previous page...*

Atom-1	Atom-2	Interatomic distance (Å)	Clash overlap (Å)
2:K:24:ALA:CA	2:K:71:VAL:CA	2.46	0.93
2:K:71:VAL:HG23	2:L:99:ARG:HD3	1.47	0.93
2:L:23:MET:O	2:L:71:VAL:O	1.87	0.93
1:B:77:GLY:C	1:B:80:PRO:CD	2.30	0.93
1:B:428:GLU:N	1:B:469:THR:OG1	2.02	0.93
1:C:47:PRO:N	1:C:111:ILE:HG21	1.62	0.93
1:D:427:GLY:O	1:D:495:GLU:HG3	1.65	0.93
1:F:267:PHE:O	1:F:268:GLU:HB3	1.69	0.93
1:F:338:LEU:CD1	1:F:393:ALA:HB3	1.98	0.93
1:A:114:ASN:HA	1:A:137:ILE:HD13	1.48	0.93
1:D:92:ILE:CD1	1:D:326:LYS:HZ1	1.80	0.93
1:F:428:GLU:N	1:F:469:THR:OG1	2.02	0.93
2:J:22:GLU:CB	2:J:70:PHE:HE2	1.77	0.93
1:A:541:GLU:N	1:A:568:ILE:CD1	2.31	0.93
1:C:55:ASN:ND2	1:C:58:GLN:HG3	1.84	0.93
1:C:327:PHE:HD2	1:C:351:PHE:CD2	1.69	0.93
1:D:39:ILE:HD11	1:D:327:PHE:HB2	0.93	0.93
1:F:39:ILE:HD11	1:F:327:PHE:HB2	0.93	0.93
1:F:107:ILE:CB	1:F:193:TYR:HD2	1.80	0.93
1:F:150:ILE:HD12	1:F:154:PHE:HE2	1.19	0.93
1:F:535:ARG:HH22	2:G:135:GLU:CD	1.71	0.93
2:G:24:ALA:CA	2:G:71:VAL:CA	2.46	0.93
2:G:98:GLY:O	2:L:25:HIS:CD2	2.22	0.93
2:H:23:MET:HG2	2:H:70:PHE:CE1	2.03	0.93
2:K:23:MET:O	2:K:74:MET:HB2	1.62	0.93
1:B:267:PHE:O	1:B:268:GLU:HB3	1.69	0.93
1:C:92:ILE:HG13	1:C:326:LYS:CD	1.99	0.93
1:C:119:ILE:HG21	1:C:181:LEU:HD11	1.49	0.93
1:C:409:PRO:HB2	1:C:411:TYR:HE1	1.27	0.93
1:E:541:GLU:N	1:E:568:ILE:CD1	2.31	0.93
2:H:127:GLU:CA	2:I:8:THR:HB	1.98	0.93
2:J:25:HIS:CD2	2:K:98:GLY:O	2.22	0.93
2:L:23:MET:HG2	2:L:70:PHE:CE1	2.03	0.93
1:E:107:ILE:CB	1:E:193:TYR:HD2	1.80	0.93
2:I:23:MET:O	2:I:74:MET:HB2	1.62	0.93
2:I:25:HIS:CD2	2:J:98:GLY:O	2.22	0.93
1:A:267:PHE:O	1:A:268:GLU:HB3	1.69	0.93
1:B:80:PRO:HG3	1:B:415:VAL:HG22	1.49	0.93
1:B:150:ILE:HD12	1:B:154:PHE:HE2	1.18	0.93
1:D:428:GLU:N	1:D:469:THR:OG1	2.02	0.93
1:E:76:TRP:HA	1:E:415:VAL:CG2	1.97	0.93

*Continued on next page...*



*Continued from previous page...*

Atom-1	Atom-2	Interatomic distance (Å)	Clash overlap (Å)
1:E:428:GLU:N	1:E:469:THR:HG1	1.64	0.93
1:F:541:GLU:N	1:F:568:ILE:CD1	2.31	0.93
1:B:541:GLU:N	1:B:568:ILE:CD1	2.31	0.93
1:C:76:TRP:O	1:C:415:VAL:HG22	1.67	0.93
2:G:8:THR:HB	2:L:127:GLU:CA	1.98	0.93
1:B:114:ASN:HA	1:B:137:ILE:HD13	1.47	0.92
1:C:92:ILE:HD13	1:C:323:LYS:HG2	1.50	0.92
1:C:428:GLU:N	1:C:469:THR:OG1	2.02	0.92
1:D:528:PHE:HZ	2:K:107:TYR:HB3	1.26	0.92
1:E:39:ILE:HD11	1:E:327:PHE:HB2	0.93	0.92
1:E:170:GLU:CD	1:E:287:GLU:HA	1.62	0.92
2:G:25:HIS:CD2	2:H:98:GLY:O	2.22	0.92
1:A:150:ILE:HD12	1:A:154:PHE:HE2	1.18	0.92
1:A:338:LEU:C	1:A:412:MET:HE2	1.90	0.92
1:C:267:PHE:O	1:C:268:GLU:HB3	1.69	0.92
1:D:55:ASN:ND2	1:D:58:GLN:HG3	1.84	0.92
1:E:427:GLY:O	1:E:495:GLU:HG3	1.66	0.92
2:K:25:HIS:CD2	2:L:98:GLY:O	2.22	0.92
2:K:127:GLU:CA	2:L:8:THR:HB	1.98	0.92
1:A:119:ILE:HG21	1:A:181:LEU:HD11	1.49	0.92
1:B:39:ILE:HD11	1:B:327:PHE:HB2	0.93	0.92
1:B:320:TRP:HZ2	1:B:343:SER:C	1.59	0.92
1:C:537:LYS:CB	1:C:545:PHE:CE2	2.53	0.92
1:D:92:ILE:HD13	1:D:323:LYS:HG2	1.50	0.92
1:D:528:PHE:HE1	2:K:107:TYR:CB	1.79	0.92
1:D:532:TYR:CZ	1:D:536:LYS:HE2	2.04	0.92
1:D:537:LYS:CB	1:D:545:PHE:CE2	2.53	0.92
1:F:541:GLU:H	1:F:568:ILE:HD11	1.14	0.92
2:J:24:ALA:CA	2:J:71:VAL:CA	2.46	0.92
1:A:527:ASP:HB3	2:H:136:ASP:OD2	1.68	0.92
1:D:132:LEU:HG	1:D:148:ASP:CA	1.83	0.92
1:E:537:LYS:CB	1:E:545:PHE:CE2	2.53	0.92
1:F:55:ASN:ND2	1:F:58:GLN:HG3	1.84	0.92
2:H:23:MET:O	2:H:71:VAL:O	1.87	0.92
1:B:550:VAL:HG11	1:B:555:GLU:O	1.69	0.92
1:D:47:PRO:HG3	1:D:93:GLU:OE1	1.70	0.92
1:E:150:ILE:HD12	1:E:154:PHE:HE2	1.18	0.92
1:F:352:VAL:HG13	1:F:362:MET:HG3	0.94	0.92
2:G:99:ARG:NE	2:L:70:PHE:N	2.05	0.92
2:J:127:GLU:CA	2:K:8:THR:HB	1.98	0.92
2:K:129:GLU:O	2:L:6:GLN:CB	2.18	0.92

*Continued on next page...*

*Continued from previous page...*

Atom-1	Atom-2	Interatomic distance (Å)	Clash overlap (Å)
1:A:92:ILE:HG13	1:A:326:LYS:CD	1.99	0.92
1:A:541:GLU:H	1:A:568:ILE:HD11	1.14	0.92
1:A:550:VAL:HG11	1:A:555:GLU:O	1.69	0.92
1:C:80:PRO:HG3	1:C:415:VAL:HG22	1.49	0.92
1:C:352:VAL:HG13	1:C:362:MET:HG3	0.94	0.92
1:D:80:PRO:HG3	1:D:415:VAL:HG22	1.49	0.92
2:K:23:MET:O	2:K:71:VAL:O	1.87	0.92
1:E:267:PHE:O	1:E:268:GLU:HB3	1.69	0.92
1:E:532:TYR:CZ	1:E:536:LYS:HE2	2.04	0.92
1:E:535:ARG:NH2	2:L:135:GLU:CG	2.33	0.92
2:H:130:VAL:HG22	2:I:6:GLN:HB3	1.50	0.92
2:K:71:VAL:HG13	2:L:98:GLY:HA3	1.51	0.92
1:A:76:TRP:O	1:A:415:VAL:HG22	1.67	0.92
1:A:320:TRP:HZ2	1:A:343:SER:C	1.59	0.92
1:A:428:GLU:N	1:A:469:THR:OG1	2.02	0.92
1:B:55:ASN:ND2	1:B:58:GLN:HG3	1.84	0.92
1:E:92:ILE:HG13	1:E:326:LYS:CD	1.99	0.92
1:E:93:GLU:HB3	1:E:140:ASP:CB	1.69	0.92
2:I:23:MET:HG2	2:I:70:PHE:CE1	2.03	0.92
1:A:532:TYR:CZ	1:A:536:LYS:HE2	2.04	0.92
1:E:36:PHE:CE2	1:E:419:GLY:HA2	2.05	0.92
1:E:541:GLU:H	1:E:568:ILE:HD11	1.14	0.92
1:F:119:ILE:HG21	1:F:181:LEU:HD11	1.49	0.92
2:I:129:GLU:O	2:J:6:GLN:CB	2.18	0.92
2:J:23:MET:O	2:J:71:VAL:HA	1.66	0.92
2:J:23:MET:O	2:J:74:MET:HB2	1.62	0.92
2:J:23:MET:HG2	2:J:70:PHE:CE1	2.03	0.92
2:K:23:MET:HG2	2:K:70:PHE:CE1	2.03	0.92
1:A:32:SER:OG	1:A:426:ILE:CB	2.18	0.92
1:C:32:SER:OG	1:C:426:ILE:CB	2.18	0.92
1:C:47:PRO:HG3	1:C:93:GLU:OE1	1.70	0.92
2:G:71:VAL:HG13	2:H:98:GLY:HA3	1.51	0.92
2:J:23:MET:O	2:J:71:VAL:O	1.87	0.92
2:K:130:VAL:HG22	2:L:6:GLN:HB3	1.50	0.92
1:A:47:PRO:HG3	1:A:93:GLU:OE1	1.70	0.91
1:B:76:TRP:O	1:B:415:VAL:HG22	1.67	0.91
1:B:382:ALA:HA	1:B:384:LEU:HD13	1.52	0.91
1:C:382:ALA:HA	1:C:384:LEU:HD13	1.52	0.91
1:D:36:PHE:CE2	1:D:419:GLY:HA2	2.05	0.91
1:D:528:PHE:HE1	2:K:107:TYR:HB2	1.34	0.91
1:E:32:SER:OG	1:E:426:ILE:CB	2.18	0.91

*Continued on next page...*

*Continued from previous page...*

Atom-1	Atom-2	Interatomic distance (Å)	Clash overlap (Å)
1:E:327:PHE:HE2	1:E:351:PHE:CD2	1.62	0.91
1:F:32:SER:OG	1:F:426:ILE:CB	2.18	0.91
1:F:76:TRP:HA	1:F:415:VAL:CG2	1.97	0.91
1:F:537:LYS:CB	1:F:545:PHE:CE2	2.53	0.91
2:G:129:GLU:O	2:H:6:GLN:CB	2.18	0.91
2:I:23:MET:O	2:I:71:VAL:O	1.87	0.91
1:C:76:TRP:CA	1:C:415:VAL:CG2	2.47	0.91
1:C:335:ILE:CG1	1:C:362:MET:HE3	2.00	0.91
1:C:532:TYR:CZ	1:C:536:LYS:HE2	2.04	0.91
1:D:34:LYS:CG	1:D:422:SER:CB	2.48	0.91
1:B:76:TRP:CA	1:B:415:VAL:CG2	2.47	0.91
1:B:92:ILE:HD13	1:B:323:LYS:HG2	1.50	0.91
1:E:93:GLU:HB2	1:E:140:ASP:HB3	0.92	0.91
1:E:114:ASN:HA	1:E:137:ILE:HD13	1.47	0.91
1:F:92:ILE:HD13	1:F:323:LYS:HG2	1.50	0.91
1:F:535:ARG:HH22	2:G:135:GLU:CG	1.82	0.91
2:G:6:GLN:CB	2:L:129:GLU:O	2.18	0.91
2:H:25:HIS:CD2	2:I:98:GLY:O	2.22	0.91
2:I:130:VAL:HG22	2:J:6:GLN:HB3	1.50	0.91
2:J:17:PHE:C	2:J:74:MET:HE1	1.91	0.91
1:A:464:ARG:O	1:A:465:ASN:HB2	1.71	0.91
1:B:32:SER:OG	1:B:426:ILE:CB	2.18	0.91
1:B:532:TYR:CZ	1:B:536:LYS:HE2	2.04	0.91
1:E:55:ASN:ND2	1:E:58:GLN:HG3	1.84	0.91
1:F:76:TRP:CA	1:F:415:VAL:CG2	2.47	0.91
1:F:338:LEU:C	1:F:412:MET:HE2	1.91	0.91
2:I:68:SER:CA	2:J:102:GLU:OE1	2.18	0.91
2:J:23:MET:HB3	2:J:74:MET:CA	2.00	0.91
2:J:68:SER:CA	2:K:102:GLU:OE1	2.18	0.91
1:A:76:TRP:HA	1:A:415:VAL:CG2	1.97	0.91
1:B:93:GLU:HB2	1:B:140:ASP:HB3	0.92	0.91
1:C:338:LEU:CD1	1:C:393:ALA:HB3	1.98	0.91
1:D:92:ILE:HG13	1:D:326:LYS:CD	1.99	0.91
1:D:527:ASP:CG	2:K:136:ASP:OD2	2.09	0.91
1:D:550:VAL:HG11	1:D:555:GLU:O	1.69	0.91
1:E:76:TRP:O	1:E:415:VAL:HG22	1.67	0.91
1:E:320:TRP:CZ2	1:E:344:VAL:N	2.39	0.91
1:E:537:LYS:CG	1:E:545:PHE:HE2	1.84	0.91
2:J:130:VAL:HG22	2:K:6:GLN:HB3	1.50	0.91
1:B:76:TRP:HA	1:B:415:VAL:CG2	1.97	0.91
1:B:338:LEU:CD1	1:B:393:ALA:HB3	1.98	0.91

*Continued on next page...*

*Continued from previous page...*

Atom-1	Atom-2	Interatomic distance (Å)	Clash overlap (Å)
1:C:36:PHE:CE2	1:C:419:GLY:HA2	2.05	0.91
1:D:32:SER:OG	1:D:426:ILE:CB	2.18	0.91
1:D:320:TRP:CZ2	1:D:344:VAL:N	2.39	0.91
1:E:119:ILE:HG21	1:E:181:LEU:HD11	1.49	0.91
1:B:76:TRP:CD1	1:B:415:VAL:CB	2.54	0.91
1:F:36:PHE:CE2	1:F:419:GLY:HA2	2.05	0.91
2:K:68:SER:CA	2:L:102:GLU:OE1	2.18	0.91
1:A:76:TRP:CD1	1:A:415:VAL:CB	2.54	0.91
1:A:269:GLN:O	1:A:277:PRO:CD	2.19	0.91
1:A:537:LYS:CB	1:A:545:PHE:CE2	2.53	0.91
1:C:34:LYS:CG	1:C:422:SER:CB	2.48	0.91
1:C:76:TRP:CD1	1:C:415:VAL:CB	2.54	0.91
1:D:269:GLN:O	1:D:277:PRO:CD	2.19	0.91
1:E:47:PRO:HG3	1:E:93:GLU:OE1	1.70	0.91
1:F:47:PRO:HG3	1:F:93:GLU:OE1	1.70	0.91
1:F:76:TRP:O	1:F:415:VAL:HG22	1.67	0.91
1:F:92:ILE:HG13	1:F:326:LYS:CD	1.99	0.91
1:F:532:TYR:CZ	1:F:536:LYS:HE2	2.04	0.91
1:F:550:VAL:HG11	1:F:555:GLU:O	1.69	0.91
2:G:6:GLN:CB	2:L:130:VAL:HG22	2.01	0.91
2:G:70:PHE:N	2:H:99:ARG:NE	2.05	0.91
2:J:71:VAL:HG13	2:K:98:GLY:HA3	1.51	0.91
2:J:129:GLU:O	2:K:6:GLN:CB	2.18	0.91
1:B:47:PRO:N	1:B:111:ILE:HG21	1.62	0.91
1:C:150:ILE:HD12	1:C:154:PHE:HE2	1.19	0.91
1:C:269:GLN:O	1:C:277:PRO:CD	2.19	0.91
1:C:320:TRP:CZ2	1:C:344:VAL:N	2.39	0.91
1:D:259:THR:HB	1:D:261:TYR:CE1	2.06	0.91
1:E:92:ILE:HD13	1:E:323:LYS:HG2	1.50	0.91
1:E:550:VAL:HG11	1:E:555:GLU:O	1.69	0.91
1:F:92:ILE:CD1	1:F:326:LYS:HZ1	1.83	0.91
1:C:53:LEU:HD11	1:C:63:PHE:CE2	2.06	0.91
1:C:550:VAL:HG11	1:C:555:GLU:O	1.69	0.91
2:I:68:SER:CB	2:J:102:GLU:CD	2.40	0.91
1:B:53:LEU:HD11	1:B:63:PHE:CE2	2.06	0.90
1:B:269:GLN:O	1:B:277:PRO:CD	2.19	0.90
1:C:77:GLY:C	1:C:80:PRO:CD	2.30	0.90
1:C:338:LEU:CD1	1:C:414:ALA:CB	1.96	0.90
1:E:53:LEU:HD11	1:E:63:PHE:CE2	2.06	0.90
1:E:566:TYR:CD2	1:E:572:LYS:C	2.23	0.90
1:F:34:LYS:CG	1:F:422:SER:CB	2.48	0.90

*Continued on next page...*

*Continued from previous page...*

Atom-1	Atom-2	Interatomic distance (Å)	Clash overlap (Å)
1:F:53:LEU:HD11	1:F:63:PHE:CE2	2.06	0.90
1:F:76:TRP:CD1	1:F:415:VAL:CB	2.54	0.90
1:F:93:GLU:HB3	1:F:140:ASP:C	1.92	0.90
2:G:130:VAL:CA	2:H:6:GLN:CB	2.50	0.90
2:I:17:PHE:C	2:I:74:MET:HE1	1.91	0.90
1:A:93:GLU:HB2	1:A:140:ASP:HB3	0.92	0.90
1:A:259:THR:HB	1:A:261:TYR:CE1	2.06	0.90
1:A:409:PRO:HB2	1:A:411:TYR:HE1	1.27	0.90
1:B:113:GLY:H	1:B:141:ASP:HB3	1.19	0.90
1:C:47:PRO:HB3	1:C:93:GLU:OE1	1.56	0.90
1:C:367:GLY:CA	1:C:393:ALA:HB3	2.01	0.90
1:F:382:ALA:HA	1:F:384:LEU:HD13	1.52	0.90
2:H:71:VAL:HG13	2:I:98:GLY:HA3	1.51	0.90
2:J:68:SER:CB	2:K:102:GLU:CD	2.40	0.90
2:K:23:MET:O	2:K:70:PHE:O	1.89	0.90
2:L:23:MET:O	2:L:70:PHE:O	1.89	0.90
1:B:36:PHE:CE2	1:B:419:GLY:HA2	2.05	0.90
1:B:537:LYS:CB	1:B:545:PHE:CE2	2.53	0.90
1:D:53:LEU:HD11	1:D:63:PHE:CE2	2.06	0.90
1:E:76:TRP:CA	1:E:415:VAL:CG2	2.47	0.90
1:E:382:ALA:HA	1:E:384:LEU:HD13	1.52	0.90
1:E:428:GLU:N	1:E:469:THR:OG1	2.02	0.90
1:F:320:TRP:HZ2	1:F:343:SER:C	1.59	0.90
2:G:68:SER:CA	2:H:102:GLU:OE1	2.18	0.90
2:I:70:PHE:N	2:J:99:ARG:NE	2.05	0.90
2:L:17:PHE:C	2:L:74:MET:HE1	1.91	0.90
1:D:92:ILE:CD1	1:D:323:LYS:HG2	2.01	0.90
1:E:283:GLU:HA	1:E:287:GLU:HB3	1.54	0.90
1:E:464:ARG:O	1:E:465:ASN:HB2	1.71	0.90
1:F:93:GLU:HB2	1:F:140:ASP:HB3	0.92	0.90
1:F:259:THR:HB	1:F:261:TYR:CE1	2.06	0.90
1:F:428:GLU:N	1:F:469:THR:HG1	1.64	0.90
2:H:68:SER:CB	2:I:102:GLU:CD	2.40	0.90
2:J:23:MET:O	2:J:70:PHE:O	1.89	0.90
1:A:36:PHE:CE2	1:A:419:GLY:HA2	2.05	0.90
1:C:92:ILE:CD1	1:C:323:LYS:HG2	2.01	0.90
1:C:259:THR:HB	1:C:261:TYR:CE1	2.06	0.90
1:D:76:TRP:CA	1:D:415:VAL:CG2	2.47	0.90
1:E:338:LEU:CD1	1:E:393:ALA:HB3	1.98	0.90
1:F:283:GLU:HA	1:F:287:GLU:HB3	1.54	0.90
1:F:320:TRP:CZ2	1:F:344:VAL:N	2.39	0.90

*Continued on next page...*

*Continued from previous page...*

Atom-1	Atom-2	Interatomic distance (Å)	Clash overlap (Å)
2:G:98:GLY:HA3	2:L:71:VAL:HG13	1.51	0.90
2:H:129:GLU:O	2:I:6:GLN:CB	2.18	0.90
2:K:17:PHE:C	2:K:74:MET:HE1	1.91	0.90
1:B:541:GLU:H	1:B:568:ILE:HD11	1.14	0.90
1:C:76:TRP:HA	1:C:415:VAL:CG2	1.97	0.90
1:C:93:GLU:HB3	1:C:140:ASP:C	1.92	0.90
1:E:92:ILE:CD1	1:E:323:LYS:HG2	2.01	0.90
1:E:259:THR:HB	1:E:261:TYR:CE1	2.06	0.90
1:F:269:GLN:O	1:F:277:PRO:CD	2.19	0.90
1:F:367:GLY:CA	1:F:393:ALA:HB3	2.01	0.90
2:K:130:VAL:HG22	2:L:6:GLN:CB	2.01	0.90
1:A:92:ILE:HD13	1:A:323:LYS:HG2	1.50	0.90
1:B:34:LYS:CG	1:B:422:SER:CB	2.48	0.90
1:B:367:GLY:CA	1:B:393:ALA:HB3	2.01	0.90
1:D:283:GLU:HA	1:D:287:GLU:HB3	1.54	0.90
1:F:352:VAL:CG1	1:F:362:MET:CG	2.31	0.90
1:F:387:PRO:CD	1:F:390:SER:CB	2.50	0.90
2:G:6:GLN:HB3	2:L:130:VAL:HG22	1.50	0.90
2:G:102:GLU:OE1	2:L:68:SER:CA	2.18	0.90
2:H:17:PHE:C	2:H:74:MET:HE1	1.91	0.90
2:H:24:ALA:CA	2:H:71:VAL:CA	2.46	0.90
2:H:130:VAL:CA	2:I:6:GLN:CB	2.50	0.90
2:K:68:SER:CB	2:L:102:GLU:CD	2.40	0.90
1:A:367:GLY:CA	1:A:393:ALA:HB3	2.01	0.90
1:C:283:GLU:HA	1:C:287:GLU:HB3	1.54	0.90
1:D:119:ILE:HG21	1:D:181:LEU:HD11	1.49	0.90
1:E:93:GLU:HB3	1:E:140:ASP:C	1.92	0.90
1:E:499:PHE:CE2	1:E:532:TYR:OH	2.13	0.90
2:G:68:SER:CB	2:H:102:GLU:CD	2.40	0.90
2:H:68:SER:CA	2:I:102:GLU:OE1	2.18	0.90
2:K:70:PHE:N	2:L:99:ARG:NE	2.05	0.90
1:A:53:LEU:HD11	1:A:63:PHE:CE2	2.06	0.90
1:A:55:ASN:ND2	1:A:58:GLN:CG	2.35	0.90
1:A:76:TRP:HD1	1:A:415:VAL:HB	1.31	0.90
1:B:55:ASN:ND2	1:B:58:GLN:CG	2.35	0.90
2:G:130:VAL:HG22	2:H:6:GLN:HB3	1.50	0.90
2:K:23:MET:HB3	2:K:74:MET:CA	2.00	0.90
1:A:112:TYR:H	1:A:141:ASP:HB2	1.03	0.90
1:A:382:ALA:HA	1:A:384:LEU:HD13	1.52	0.90
1:B:259:THR:HB	1:B:261:TYR:CE1	2.06	0.90
1:D:382:ALA:HA	1:D:384:LEU:HD13	1.52	0.90

*Continued on next page...*

*Continued from previous page...*

Atom-1	Atom-2	Interatomic distance (Å)	Clash overlap (Å)
1:D:387:PRO:CD	1:D:390:SER:CB	2.50	0.90
1:E:524:ILE:HG12	2:L:107:TYR:CE2	2.05	0.90
2:G:6:GLN:CB	2:L:130:VAL:CA	2.50	0.90
2:G:98:GLY:C	2:L:25:HIS:CD2	2.46	0.90
2:G:102:GLU:CD	2:L:68:SER:CB	2.40	0.90
2:J:130:VAL:CA	2:K:6:GLN:CB	2.50	0.90
1:B:92:ILE:CD1	1:B:323:LYS:HG2	2.01	0.89
1:C:464:ARG:O	1:C:465:ASN:HB2	1.71	0.89
1:D:134:LEU:CD2	1:D:143:PHE:CD1	2.55	0.89
1:D:324:LEU:HD11	1:D:351:PHE:CZ	2.07	0.89
1:E:134:LEU:CD2	1:E:143:PHE:CD1	2.55	0.89
1:F:92:ILE:CD1	1:F:323:LYS:HG2	2.01	0.89
2:G:25:HIS:CD2	2:H:98:GLY:C	2.46	0.89
2:H:130:VAL:HG22	2:I:6:GLN:CB	2.01	0.89
2:I:130:VAL:HG22	2:J:6:GLN:CB	2.01	0.89
2:J:130:VAL:HG22	2:K:6:GLN:CB	2.01	0.89
1:A:93:GLU:HB3	1:A:140:ASP:C	1.92	0.89
1:B:47:PRO:HG3	1:B:93:GLU:OE1	1.70	0.89
1:B:93:GLU:HB3	1:B:140:ASP:C	1.92	0.89
1:D:76:TRP:CD1	1:D:415:VAL:CB	2.54	0.89
2:H:25:HIS:CD2	2:I:98:GLY:C	2.46	0.89
1:B:283:GLU:HA	1:B:287:GLU:HB3	1.54	0.89
1:E:367:GLY:CA	1:E:393:ALA:HB3	2.01	0.89
1:F:324:LEU:HD11	1:F:351:PHE:CZ	2.07	0.89
2:G:23:MET:O	2:G:70:PHE:O	1.89	0.89
2:G:130:VAL:H	2:H:6:GLN:HG2	1.07	0.89
2:K:25:HIS:CD2	2:L:98:GLY:C	2.46	0.89
1:E:282:VAL:HG13	1:E:287:GLU:CG	1.86	0.89
1:F:55:ASN:ND2	1:F:58:GLN:CG	2.35	0.89
1:F:134:LEU:CD2	1:F:143:PHE:CD1	2.55	0.89
2:G:17:PHE:C	2:G:74:MET:HE1	1.91	0.89
2:G:63:PHE:C	2:H:96:SER:CB	2.41	0.89
2:I:23:MET:O	2:I:70:PHE:O	1.89	0.89
2:I:63:PHE:C	2:J:96:SER:CB	2.41	0.89
2:I:130:VAL:CA	2:J:6:GLN:CB	2.50	0.89
1:C:55:ASN:ND2	1:C:58:GLN:CG	2.35	0.89
1:D:267:PHE:O	1:D:268:GLU:HB3	1.69	0.89
1:F:464:ARG:O	1:F:465:ASN:HB2	1.71	0.89
1:A:113:GLY:H	1:A:141:ASP:HB3	1.19	0.89
1:A:119:ILE:HB	1:A:132:LEU:CB	2.03	0.89
1:A:283:GLU:HA	1:A:287:GLU:HB3	1.54	0.89

*Continued on next page...*

*Continued from previous page...*

Atom-1	Atom-2	Interatomic distance (Å)	Clash overlap (Å)
1:C:499:PHE:CE2	1:C:532:TYR:OH	2.13	0.89
1:F:76:TRP:HD1	1:F:415:VAL:HB	1.32	0.89
2:J:63:PHE:C	2:K:96:SER:CB	2.41	0.89
1:A:92:ILE:CD1	1:A:323:LYS:HG2	2.01	0.89
1:B:320:TRP:CZ2	1:B:344:VAL:N	2.39	0.89
1:C:528:PHE:CE1	2:J:107:TYR:HB3	2.07	0.89
1:D:367:GLY:CA	1:D:393:ALA:HB3	2.01	0.89
1:D:499:PHE:CE2	1:D:532:TYR:OH	2.13	0.89
1:E:76:TRP:CD1	1:E:415:VAL:CB	2.54	0.89
1:E:387:PRO:CD	1:E:390:SER:CB	2.50	0.89
2:G:130:VAL:HG22	2:H:6:GLN:CB	2.01	0.89
2:I:25:HIS:CD2	2:J:98:GLY:C	2.46	0.89
1:A:324:LEU:HD11	1:A:351:PHE:CZ	2.08	0.89
1:C:428:GLU:N	1:C:469:THR:HG1	1.65	0.89
1:D:93:GLU:OE2	1:D:111:ILE:HB	1.73	0.89
1:E:324:LEU:HD11	1:E:351:PHE:CZ	2.08	0.89
1:F:119:ILE:HB	1:F:132:LEU:CB	2.03	0.89
1:F:537:LYS:CG	1:F:545:PHE:HE2	1.84	0.89
2:G:23:MET:HB3	2:G:74:MET:CA	2.00	0.89
2:G:96:SER:CB	2:L:63:PHE:C	2.41	0.89
2:H:130:VAL:H	2:I:6:GLN:HG2	1.07	0.89
2:K:130:VAL:CA	2:L:6:GLN:CB	2.50	0.89
2:L:23:MET:C	2:L:71:VAL:HA	1.93	0.89
1:F:47:PRO:HB3	1:F:93:GLU:OE1	1.56	0.89
1:F:355:ARG:CG	1:F:361:PRO:HD2	2.03	0.89
2:I:71:VAL:HG13	2:J:98:GLY:HA3	1.51	0.89
1:A:387:PRO:CD	1:A:390:SER:CB	2.50	0.89
1:D:355:ARG:CG	1:D:361:PRO:HD2	2.03	0.89
2:G:23:MET:CB	2:G:74:MET:CA	2.28	0.89
2:G:23:MET:C	2:G:71:VAL:HA	1.93	0.89
2:H:23:MET:O	2:H:70:PHE:O	1.89	0.89
2:H:24:ALA:CB	2:H:71:VAL:HA	2.03	0.89
2:I:23:MET:CB	2:I:74:MET:CA	2.28	0.89
2:J:25:HIS:CD2	2:K:98:GLY:C	2.46	0.89
1:A:93:GLU:OE2	1:A:111:ILE:HB	1.73	0.88
1:C:134:LEU:CD2	1:C:143:PHE:CD1	2.55	0.88
1:D:537:LYS:HG3	1:D:545:PHE:HE2	1.33	0.88
1:A:338:LEU:CD1	1:A:393:ALA:HB3	1.98	0.88
1:B:93:GLU:OE2	1:B:111:ILE:HB	1.73	0.88
1:C:32:SER:CB	1:C:426:ILE:CG2	2.51	0.88
1:C:81:ASN:HA	1:C:84:ALA:CB	2.01	0.88

*Continued on next page...*



*Continued from previous page...*

Atom-1	Atom-2	Interatomic distance (Å)	Clash overlap (Å)
1:C:387:PRO:CD	1:C:390:SER:CB	2.50	0.88
1:D:32:SER:CB	1:D:426:ILE:CG2	2.51	0.88
1:D:93:GLU:HB3	1:D:140:ASP:C	1.92	0.88
1:D:540:ASN:O	1:D:541:GLU:CB	2.21	0.88
1:E:270:LEU:HD12	1:E:271:ASN:O	1.74	0.88
2:G:24:ALA:CB	2:G:71:VAL:HA	2.03	0.88
1:B:119:ILE:HB	1:B:132:LEU:CB	2.02	0.88
1:B:134:LEU:HD22	1:B:143:PHE:CD1	2.08	0.88
1:B:387:PRO:CD	1:B:390:SER:CB	2.50	0.88
1:C:93:GLU:HB3	1:C:140:ASP:CB	1.69	0.88
1:C:119:ILE:HB	1:C:132:LEU:CB	2.03	0.88
1:C:540:ASN:O	1:C:541:GLU:CB	2.21	0.88
1:E:81:ASN:HA	1:E:84:ALA:CB	2.01	0.88
1:F:92:ILE:HG13	1:F:326:LYS:HD3	1.54	0.88
1:F:535:ARG:NH2	2:G:135:GLU:CG	2.35	0.88
2:G:6:GLN:HG2	2:L:130:VAL:H	1.07	0.88
2:G:24:ALA:HB1	2:G:71:VAL:HG12	0.89	0.88
2:I:24:ALA:CB	2:I:71:VAL:HA	2.03	0.88
1:A:36:PHE:CZ	1:A:422:SER:HB3	2.09	0.88
1:A:134:LEU:HD22	1:A:143:PHE:CD1	2.08	0.88
1:B:499:PHE:CE2	1:B:532:TYR:OH	2.13	0.88
1:D:352:VAL:HG13	1:D:362:MET:HG2	1.56	0.88
1:F:32:SER:CB	1:F:426:ILE:CG2	2.51	0.88
1:A:320:TRP:CZ2	1:A:344:VAL:N	2.39	0.88
1:B:428:GLU:N	1:B:469:THR:HG1	1.65	0.88
2:H:63:PHE:C	2:I:96:SER:CB	2.41	0.88
2:K:23:MET:C	2:K:71:VAL:HA	1.93	0.88
1:B:355:ARG:CG	1:B:361:PRO:HD2	2.03	0.88
1:B:464:ARG:O	1:B:465:ASN:HB2	1.71	0.88
1:C:541:GLU:H	1:C:568:ILE:CD1	1.87	0.88
1:D:134:LEU:HD22	1:D:143:PHE:CD1	2.08	0.88
1:E:537:LYS:HG3	1:E:545:PHE:HE2	1.33	0.88
1:F:270:LEU:HD12	1:F:271:ASN:O	1.73	0.88
1:F:327:PHE:CZ	1:F:348:VAL:HG13	2.09	0.88
2:J:88:LEU:HD23	2:J:88:LEU:C	1.94	0.88
2:L:88:LEU:HD23	2:L:88:LEU:C	1.94	0.88
1:A:92:ILE:HG13	1:A:326:LYS:HD3	1.54	0.88
1:A:327:PHE:HD2	1:A:351:PHE:CD2	1.69	0.88
1:B:324:LEU:HD11	1:B:351:PHE:CZ	2.07	0.88
1:B:535:ARG:HH22	2:I:135:GLU:CD	1.75	0.88
1:B:537:LYS:HG3	1:B:545:PHE:HD2	1.37	0.88

*Continued on next page...*

*Continued from previous page...*

Atom-1	Atom-2	Interatomic distance (Å)	Clash overlap (Å)
1:C:93:GLU:OE2	1:C:111:ILE:HB	1.73	0.88
1:C:452:LEU:HD12	1:C:453:ASN:N	1.89	0.88
1:D:36:PHE:CZ	1:D:422:SER:HB3	2.09	0.88
1:E:32:SER:CB	1:E:426:ILE:CG2	2.51	0.88
1:E:352:VAL:HG13	1:E:362:MET:HG2	1.56	0.88
1:E:355:ARG:CG	1:E:361:PRO:HD2	2.03	0.88
2:L:24:ALA:HB1	2:L:71:VAL:HG12	0.89	0.88
1:B:134:LEU:CD2	1:B:143:PHE:CD1	2.55	0.88
1:B:409:PRO:HB2	1:B:411:TYR:HE1	1.27	0.88
1:C:324:LEU:HD11	1:C:351:PHE:CZ	2.08	0.88
1:D:81:ASN:HA	1:D:84:ALA:CB	2.01	0.88
1:F:110:LYS:HB3	1:F:192:SER:CB	2.04	0.88
1:A:134:LEU:CD2	1:A:143:PHE:CD1	2.55	0.88
1:B:81:ASN:HA	1:B:84:ALA:CB	2.01	0.88
1:B:452:LEU:HD12	1:B:453:ASN:N	1.89	0.88
1:D:55:ASN:ND2	1:D:58:GLN:CG	2.35	0.88
1:D:535:ARG:NH2	2:K:135:GLU:CG	2.37	0.88
1:E:92:ILE:HG13	1:E:326:LYS:HD3	1.54	0.88
1:E:541:GLU:H	1:E:568:ILE:CD1	1.87	0.88
1:C:76:TRP:HD1	1:C:415:VAL:HB	1.31	0.87
1:D:320:TRP:CD1	1:D:340:SER:HB2	2.09	0.87
1:E:269:GLN:O	1:E:277:PRO:CD	2.19	0.87
1:B:36:PHE:CZ	1:B:422:SER:HB3	2.09	0.87
1:C:36:PHE:CZ	1:C:422:SER:HB3	2.09	0.87
1:D:564:THR:HG22	1:D:573:LYS:HB3	1.56	0.87
1:E:119:ILE:HB	1:E:132:LEU:CB	2.03	0.87
1:E:270:LEU:HD13	1:E:271:ASN:O	1.74	0.87
1:E:320:TRP:CD1	1:E:340:SER:HB2	2.09	0.87
1:F:36:PHE:CZ	1:F:422:SER:HB3	2.09	0.87
1:F:320:TRP:NE1	1:F:344:VAL:HG22	1.90	0.87
1:F:540:ASN:O	1:F:541:GLU:CB	2.21	0.87
1:F:541:GLU:H	1:F:568:ILE:CD1	1.87	0.87
2:K:88:LEU:HD23	2:K:88:LEU:C	1.94	0.87
1:A:452:LEU:HD12	1:A:453:ASN:N	1.89	0.87
1:C:355:ARG:CG	1:C:361:PRO:HD2	2.03	0.87
1:D:93:GLU:HB2	1:D:140:ASP:HB3	0.91	0.87
1:D:119:ILE:HB	1:D:132:LEU:CB	2.03	0.87
1:D:270:LEU:HD12	1:D:271:ASN:O	1.73	0.87
1:E:34:LYS:CG	1:E:422:SER:CB	2.48	0.87
1:E:320:TRP:NE1	1:E:344:VAL:HG22	1.90	0.87
1:E:327:PHE:CD2	1:E:351:PHE:CE2	2.57	0.87

*Continued on next page...*

*Continued from previous page...*

Atom-1	Atom-2	Interatomic distance (Å)	Clash overlap (Å)
1:E:564:THR:HG22	1:E:573:LYS:HB3	1.56	0.87
2:I:88:LEU:C	2:I:88:LEU:HD23	1.94	0.87
1:A:76:TRP:CA	1:A:415:VAL:CG2	2.47	0.87
1:A:499:PHE:CE2	1:A:532:TYR:OH	2.13	0.87
1:B:32:SER:CB	1:B:426:ILE:CG2	2.51	0.87
1:B:40:GLY:H	1:B:326:LYS:HE3	1.40	0.87
1:D:92:ILE:HG13	1:D:326:LYS:HD3	1.54	0.87
1:E:55:ASN:ND2	1:E:58:GLN:CG	2.35	0.87
1:F:93:GLU:OE2	1:F:111:ILE:HB	1.73	0.87
2:J:23:MET:C	2:J:71:VAL:HA	1.93	0.87
2:K:24:ALA:HB1	2:K:71:VAL:HG12	0.89	0.87
2:L:24:ALA:CB	2:L:71:VAL:HA	2.03	0.87
1:A:110:LYS:HB3	1:A:192:SER:CB	2.04	0.87
1:A:564:THR:HG22	1:A:573:LYS:HB3	1.56	0.87
1:B:320:TRP:CD1	1:B:340:SER:HB2	2.09	0.87
1:B:564:THR:HG22	1:B:573:LYS:HB3	1.56	0.87
1:C:134:LEU:HD22	1:C:143:PHE:CD1	2.08	0.87
1:D:76:TRP:HD1	1:D:415:VAL:HB	1.32	0.87
1:D:338:LEU:CD1	1:D:393:ALA:HB3	1.98	0.87
2:K:24:ALA:CB	2:K:71:VAL:HA	2.03	0.87
2:K:63:PHE:C	2:L:96:SER:CB	2.41	0.87
1:A:115:VAL:O	1:A:115:VAL:HG12	1.75	0.87
1:A:352:VAL:HG13	1:A:362:MET:HG2	1.56	0.87
1:A:355:ARG:CG	1:A:361:PRO:HD2	2.03	0.87
1:B:564:THR:CG2	1:B:573:LYS:HB3	2.05	0.87
1:D:270:LEU:HD13	1:D:271:ASN:O	1.74	0.87
1:E:36:PHE:CZ	1:E:422:SER:HB3	2.09	0.87
2:G:8:THR:HG23	2:L:128:GLU:HG2	1.57	0.87
2:H:23:MET:C	2:H:71:VAL:HA	1.93	0.87
2:J:128:GLU:HG2	2:K:8:THR:HG23	1.57	0.87
2:K:70:PHE:H	2:L:99:ARG:NE	1.38	0.87
1:A:540:ASN:O	1:A:541:GLU:CB	2.21	0.87
1:A:564:THR:CG2	1:A:573:LYS:HB3	2.05	0.87
1:D:541:GLU:H	1:D:568:ILE:CD1	1.87	0.87
2:I:24:ALA:CA	2:I:71:VAL:CA	2.46	0.87
2:J:18:LEU:H	2:J:74:MET:CE	1.79	0.87
2:J:24:ALA:CB	2:J:71:VAL:HA	2.03	0.87
2:J:70:PHE:N	2:K:99:ARG:NE	2.05	0.87
2:K:70:PHE:CB	2:L:99:ARG:CD	2.48	0.87
1:A:320:TRP:NE1	1:A:344:VAL:HG22	1.90	0.87
1:A:327:PHE:CZ	1:A:348:VAL:HG13	2.09	0.87

*Continued on next page...*

*Continued from previous page...*

Atom-1	Atom-2	Interatomic distance (Å)	Clash overlap (Å)
1:C:537:LYS:HG3	1:C:545:PHE:HD2	1.37	0.87
1:C:564:THR:HG22	1:C:573:LYS:HB3	1.57	0.87
1:E:115:VAL:O	1:E:115:VAL:HG12	1.75	0.87
1:E:452:LEU:HD12	1:E:453:ASN:N	1.89	0.87
1:F:40:GLY:H	1:F:326:LYS:HE3	1.40	0.87
1:F:115:VAL:O	1:F:115:VAL:HG12	1.75	0.87
1:F:352:VAL:HG13	1:F:362:MET:HG2	1.56	0.87
2:I:130:VAL:H	2:J:6:GLN:HG2	1.07	0.87
2:J:127:GLU:C	2:K:6:GLN:HA	1.95	0.87
2:K:18:LEU:H	2:K:74:MET:CE	1.79	0.87
1:A:320:TRP:CD1	1:A:340:SER:HB2	2.09	0.87
1:B:437:VAL:CG2	1:B:462:PHE:HZ	1.88	0.87
1:B:452:LEU:HB2	1:B:457:ILE:CG2	2.05	0.87
1:C:93:GLU:HB2	1:C:140:ASP:HB3	0.91	0.87
1:C:564:THR:CG2	1:C:573:LYS:HB3	2.05	0.87
1:D:40:GLY:H	1:D:326:LYS:HE3	1.40	0.87
1:D:464:ARG:O	1:D:465:ASN:HB2	1.71	0.87
1:E:452:LEU:HB2	1:E:457:ILE:CG2	2.05	0.87
1:F:134:LEU:HD22	1:F:143:PHE:CD1	2.08	0.87
1:F:327:PHE:CD2	1:F:351:PHE:CE2	2.57	0.87
1:F:452:LEU:HD12	1:F:453:ASN:N	1.89	0.87
1:F:564:THR:HG22	1:F:573:LYS:HB3	1.56	0.87
2:J:24:ALA:HB1	2:J:71:VAL:HG12	0.89	0.87
2:L:23:MET:O	2:L:74:MET:HB2	1.62	0.87
1:A:32:SER:CB	1:A:426:ILE:CG2	2.51	0.86
1:A:81:ASN:HA	1:A:84:ALA:CB	2.01	0.86
1:A:352:VAL:CG1	1:A:362:MET:CG	2.31	0.86
1:B:45:GLY:CA	1:B:112:TYR:CD1	2.58	0.86
1:B:92:ILE:HG13	1:B:326:LYS:HD3	1.54	0.86
1:D:115:VAL:O	1:D:115:VAL:HG12	1.75	0.86
1:D:452:LEU:HB2	1:D:457:ILE:CG2	2.05	0.86
1:E:93:GLU:OE2	1:E:111:ILE:HB	1.73	0.86
1:E:134:LEU:HD22	1:E:143:PHE:CD1	2.08	0.86
2:I:127:GLU:C	2:J:6:GLN:HA	1.95	0.86
2:L:24:ALA:CA	2:L:71:VAL:CA	2.46	0.86
1:A:452:LEU:HB2	1:A:457:ILE:CG2	2.05	0.86
1:F:33:GLU:O	1:F:333:TYR:CD1	2.29	0.86
1:F:452:LEU:HB2	1:F:457:ILE:CG2	2.05	0.86
1:F:566:TYR:CD2	1:F:572:LYS:C	2.23	0.86
2:H:88:LEU:HD23	2:H:88:LEU:C	1.94	0.86
2:K:68:SER:HB2	2:L:102:GLU:CD	1.96	0.86

*Continued on next page...*

*Continued from previous page...*

Atom-1	Atom-2	Interatomic distance (Å)	Clash overlap (Å)
2:L:23:MET:HB3	2:L:74:MET:CA	2.00	0.86
1:A:270:LEU:HD13	1:A:271:ASN:O	1.74	0.86
1:B:327:PHE:CZ	1:B:348:VAL:HG13	2.09	0.86
1:C:320:TRP:CE2	1:C:344:VAL:N	2.43	0.86
1:C:338:LEU:O	1:C:412:MET:HE3	1.73	0.86
1:D:33:GLU:O	1:D:333:TYR:CD1	2.29	0.86
1:E:76:TRP:HD1	1:E:415:VAL:HB	1.31	0.86
1:F:81:ASN:HA	1:F:84:ALA:CB	2.01	0.86
1:F:270:LEU:HD13	1:F:271:ASN:O	1.74	0.86
1:A:34:LYS:CG	1:A:422:SER:CB	2.48	0.86
1:B:47:PRO:HB3	1:B:93:GLU:OE1	1.56	0.86
1:C:352:VAL:HG13	1:C:362:MET:HG2	1.56	0.86
1:D:320:TRP:CE2	1:D:344:VAL:N	2.43	0.86
1:E:33:GLU:O	1:E:333:TYR:CD1	2.29	0.86
1:E:437:VAL:CG2	1:E:462:PHE:HZ	1.88	0.86
1:E:527:ASP:CG	2:L:136:ASP:OD2	2.14	0.86
1:F:320:TRP:CD1	1:F:340:SER:HB2	2.09	0.86
1:F:564:THR:CG2	1:F:573:LYS:HB3	2.05	0.86
2:G:88:LEU:HD23	2:G:88:LEU:C	1.94	0.86
2:I:23:MET:C	2:I:71:VAL:HA	1.93	0.86
2:J:68:SER:HB2	2:K:102:GLU:CD	1.96	0.86
1:A:537:LYS:HG3	1:A:545:PHE:HE2	1.33	0.86
1:A:541:GLU:H	1:A:568:ILE:CD1	1.87	0.86
1:B:270:LEU:HD12	1:B:271:ASN:O	1.74	0.86
1:B:352:VAL:HG13	1:B:362:MET:HG2	1.56	0.86
1:C:535:ARG:HH22	2:J:135:GLU:CG	1.86	0.86
1:D:270:LEU:N	1:D:277:PRO:HD2	1.91	0.86
1:D:327:PHE:CZ	1:D:348:VAL:HG13	2.09	0.86
1:D:452:LEU:HD12	1:D:453:ASN:N	1.89	0.86
2:H:24:ALA:HB1	2:H:71:VAL:HG12	0.89	0.86
2:K:79:LYS:HD3	2:K:115:LYS:HA	1.57	0.86
1:A:33:GLU:O	1:A:333:TYR:CD1	2.29	0.86
1:B:112:TYR:H	1:B:141:ASP:HB2	1.03	0.86
1:B:540:ASN:O	1:B:541:GLU:CB	2.21	0.86
1:E:320:TRP:CE2	1:E:344:VAL:N	2.43	0.86
1:F:327:PHE:HD2	1:F:351:PHE:CD2	1.69	0.86
1:A:537:LYS:HG3	1:A:545:PHE:HD2	1.37	0.86
1:B:110:LYS:HB3	1:B:192:SER:CB	2.04	0.86
1:C:320:TRP:CD1	1:C:340:SER:HB2	2.09	0.86
1:E:535:ARG:HH22	2:L:135:GLU:CG	1.88	0.86
2:H:23:MET:CB	2:H:74:MET:CA	2.28	0.86

*Continued on next page...*

*Continued from previous page...*

Atom-1	Atom-2	Interatomic distance (Å)	Clash overlap (Å)
2:K:130:VAL:H	2:L:6:GLN:HG2	1.07	0.86
1:A:320:TRP:CE2	1:A:344:VAL:N	2.43	0.86
1:B:119:ILE:HG22	1:B:181:LEU:HD11	0.86	0.86
1:B:327:PHE:HD2	1:B:351:PHE:CD2	1.69	0.86
1:C:45:GLY:CA	1:C:112:TYR:CD1	2.58	0.86
1:D:437:VAL:CG2	1:D:462:PHE:HZ	1.88	0.86
1:E:327:PHE:CZ	1:E:348:VAL:HG13	2.09	0.86
1:E:540:ASN:O	1:E:541:GLU:CB	2.21	0.86
1:F:32:SER:CB	1:F:426:ILE:CB	2.54	0.86
2:H:79:LYS:HD3	2:H:115:LYS:HA	1.57	0.86
2:I:18:LEU:H	2:I:74:MET:CE	1.79	0.86
2:I:24:ALA:HB1	2:I:71:VAL:HG12	0.89	0.86
1:A:270:LEU:HD12	1:A:271:ASN:O	1.74	0.86
1:A:408:VAL:CA	1:A:409:PRO:HD3	2.06	0.86
1:C:119:ILE:HG22	1:C:181:LEU:HD11	0.86	0.86
1:C:327:PHE:CZ	1:C:348:VAL:HG13	2.09	0.86
1:F:408:VAL:CA	1:F:409:PRO:HD3	2.06	0.86
2:H:70:PHE:CB	2:I:99:ARG:CD	2.48	0.86
1:A:45:GLY:CA	1:A:112:TYR:CD1	2.58	0.86
1:B:115:VAL:O	1:B:115:VAL:HG12	1.75	0.86
1:C:92:ILE:HG13	1:C:326:LYS:HD3	1.54	0.86
1:C:112:TYR:H	1:C:141:ASP:HB2	1.03	0.86
1:D:112:TYR:H	1:D:141:ASP:HB2	1.03	0.86
1:E:112:TYR:H	1:E:141:ASP:HB2	1.03	0.86
1:E:327:PHE:HD2	1:E:351:PHE:CD2	1.69	0.86
1:F:437:VAL:CG2	1:F:462:PHE:HZ	1.88	0.86
1:F:535:ARG:NH2	2:G:135:GLU:HG3	1.90	0.86
2:G:128:GLU:HG2	2:H:8:THR:HG23	1.57	0.86
2:H:23:MET:O	2:H:74:MET:HB2	1.62	0.86
2:K:128:GLU:CA	2:L:8:THR:CG2	2.54	0.86
2:L:79:LYS:HD3	2:L:115:LYS:HA	1.57	0.86
1:A:119:ILE:HG22	1:A:181:LEU:HD11	0.86	0.85
1:B:45:GLY:CA	1:B:112:TYR:HD1	1.89	0.85
1:C:45:GLY:CA	1:C:112:TYR:HD1	1.89	0.85
1:C:452:LEU:HB2	1:C:457:ILE:CG2	2.05	0.85
1:C:535:ARG:NH2	2:J:135:GLU:HG3	1.90	0.85
1:D:564:THR:CG2	1:D:573:LYS:HB3	2.05	0.85
1:E:564:THR:CG2	1:E:573:LYS:HB3	2.05	0.85
2:K:127:GLU:C	2:L:6:GLN:HA	1.95	0.85
1:B:320:TRP:CE2	1:B:344:VAL:N	2.43	0.85
1:C:270:LEU:HD12	1:C:271:ASN:O	1.73	0.85

*Continued on next page...*

*Continued from previous page...*

Atom-1	Atom-2	Interatomic distance (Å)	Clash overlap (Å)
1:D:47:PRO:HB3	1:D:93:GLU:OE1	1.56	0.85
1:F:39:ILE:CB	1:F:326:LYS:HE2	2.06	0.85
1:F:45:GLY:CA	1:F:112:TYR:CD1	2.58	0.85
2:G:102:GLU:CD	2:L:68:SER:HB2	1.96	0.85
2:I:79:LYS:HD3	2:I:115:LYS:HA	1.57	0.85
2:I:128:GLU:CA	2:J:8:THR:CG2	2.54	0.85
2:J:23:MET:CB	2:J:74:MET:CA	2.28	0.85
1:A:39:ILE:CB	1:A:326:LYS:HE2	2.06	0.85
1:C:437:VAL:CG2	1:C:462:PHE:HZ	1.88	0.85
1:D:119:ILE:HG22	1:D:181:LEU:HD11	0.86	0.85
1:E:45:GLY:CA	1:E:112:TYR:CD1	2.58	0.85
1:F:394:ASN:HB2	1:F:458:ILE:O	1.76	0.85
2:G:6:GLN:HA	2:L:127:GLU:C	1.95	0.85
2:G:70:PHE:CB	2:H:99:ARG:CD	2.48	0.85
2:I:128:GLU:HG2	2:J:8:THR:HG23	1.57	0.85
2:J:79:LYS:HD3	2:J:115:LYS:HA	1.57	0.85
2:L:18:LEU:H	2:L:74:MET:CE	1.79	0.85
1:B:33:GLU:O	1:B:333:TYR:CD1	2.29	0.85
1:B:93:GLU:CG	1:B:140:ASP:HB3	2.06	0.85
1:B:541:GLU:H	1:B:568:ILE:CD1	1.87	0.85
1:D:45:GLY:CA	1:D:112:TYR:CD1	2.58	0.85
1:D:394:ASN:HB2	1:D:458:ILE:O	1.76	0.85
1:F:539:ASP:O	1:F:540:ASN:HB2	1.75	0.85
2:H:70:PHE:N	2:I:99:ARG:NE	2.05	0.85
1:A:93:GLU:CG	1:A:140:ASP:HB3	2.06	0.85
1:A:327:PHE:CD2	1:A:351:PHE:CE2	2.57	0.85
1:A:437:VAL:CG2	1:A:462:PHE:HZ	1.88	0.85
1:A:539:ASP:O	1:A:540:ASN:HB2	1.75	0.85
1:F:320:TRP:CE2	1:F:344:VAL:N	2.43	0.85
2:H:128:GLU:CA	2:I:8:THR:CG2	2.54	0.85
1:A:32:SER:CB	1:A:426:ILE:CB	2.54	0.85
1:A:45:GLY:CA	1:A:112:TYR:HD1	1.90	0.85
1:B:270:LEU:N	1:B:277:PRO:HD2	1.91	0.85
1:B:537:LYS:CG	1:B:545:PHE:HE2	1.84	0.85
1:C:33:GLU:O	1:C:333:TYR:CD1	2.29	0.85
1:F:119:ILE:HG22	1:F:181:LEU:HD11	0.86	0.85
2:H:23:MET:HB3	2:H:74:MET:CA	2.00	0.85
2:J:24:ALA:N	2:J:71:VAL:HA	1.92	0.85
1:A:40:GLY:H	1:A:326:LYS:HE3	1.40	0.85
1:B:32:SER:CB	1:B:426:ILE:CB	2.54	0.85
1:C:32:SER:CB	1:C:426:ILE:CB	2.54	0.85

*Continued on next page...*

*Continued from previous page...*

Atom-1	Atom-2	Interatomic distance (Å)	Clash overlap (Å)
1:C:270:LEU:HD13	1:C:271:ASN:O	1.74	0.85
1:E:119:ILE:HG22	1:E:181:LEU:HD11	0.86	0.85
1:E:394:ASN:HB2	1:E:458:ILE:O	1.76	0.85
1:E:539:ASP:O	1:E:540:ASN:HB2	1.75	0.85
2:G:8:THR:CG2	2:L:128:GLU:CA	2.54	0.85
2:H:127:GLU:C	2:I:6:GLN:HA	1.95	0.85
1:A:76:TRP:C	1:A:415:VAL:CG2	2.42	0.85
1:C:110:LYS:HB3	1:C:192:SER:CB	2.04	0.85
1:E:270:LEU:N	1:E:277:PRO:HD2	1.91	0.85
1:E:271:ASN:OD1	1:E:272:ALA:N	2.10	0.85
1:F:154:PHE:CE1	1:F:199:ALA:CB	2.60	0.85
2:H:18:LEU:H	2:H:74:MET:CE	1.79	0.85
2:H:68:SER:HB2	2:I:102:GLU:CD	1.96	0.85
2:J:130:VAL:CA	2:K:6:GLN:CG	2.50	0.85
1:A:270:LEU:N	1:A:277:PRO:HD2	1.91	0.85
1:C:40:GLY:H	1:C:326:LYS:HE3	1.40	0.85
1:C:270:LEU:N	1:C:277:PRO:HD2	1.91	0.85
1:D:76:TRP:C	1:D:415:VAL:CG2	2.42	0.85
1:D:338:LEU:O	1:D:412:MET:HE2	1.74	0.85
2:J:130:VAL:H	2:K:6:GLN:HG2	1.07	0.85
2:K:128:GLU:HG2	2:L:8:THR:HG23	1.57	0.85
1:B:335:ILE:CG1	1:B:362:MET:HE1	1.99	0.85
1:D:45:GLY:CA	1:D:112:TYR:HD1	1.90	0.85
1:D:112:TYR:CA	1:D:141:ASP:HB2	2.06	0.85
2:J:128:GLU:CA	2:K:8:THR:CG2	2.54	0.85
2:K:25:HIS:CB	2:L:96:SER:O	2.25	0.85
1:C:92:ILE:CD1	1:C:326:LYS:HZ2	1.84	0.84
1:C:93:GLU:CG	1:C:140:ASP:HB3	2.06	0.84
1:E:40:GLY:H	1:E:326:LYS:HE3	1.40	0.84
1:F:270:LEU:N	1:F:277:PRO:HD2	1.91	0.84
2:G:18:LEU:H	2:G:74:MET:CE	1.79	0.84
2:G:127:GLU:C	2:H:6:GLN:HA	1.95	0.84
1:B:270:LEU:HD13	1:B:271:ASN:O	1.74	0.84
1:B:320:TRP:NE1	1:B:344:VAL:HG22	1.90	0.84
1:D:32:SER:CB	1:D:426:ILE:CB	2.54	0.84
2:G:128:GLU:CA	2:H:8:THR:CG2	2.54	0.84
1:B:539:ASP:O	1:B:540:ASN:HB2	1.75	0.84
2:G:8:THR:CG2	2:L:127:GLU:O	2.17	0.84
2:G:68:SER:HB2	2:H:102:GLU:CD	1.96	0.84
2:G:79:LYS:HD3	2:G:115:LYS:HA	1.57	0.84
2:G:96:SER:O	2:L:25:HIS:CB	2.25	0.84

*Continued on next page...*



*Continued from previous page...*

Atom-1	Atom-2	Interatomic distance (Å)	Clash overlap (Å)
2:I:68:SER:HB2	2:J:102:GLU:CD	1.96	0.84
2:J:70:PHE:CB	2:K:99:ARG:CD	2.48	0.84
2:K:24:ALA:N	2:K:71:VAL:HA	1.92	0.84
1:B:327:PHE:CD2	1:B:351:PHE:CE2	2.57	0.84
1:C:115:VAL:O	1:C:115:VAL:HG12	1.75	0.84
1:C:320:TRP:NE1	1:C:344:VAL:HG22	1.90	0.84
1:D:338:LEU:O	1:D:412:MET:HE3	1.77	0.84
1:E:32:SER:CB	1:E:426:ILE:CB	2.54	0.84
1:E:39:ILE:CB	1:E:326:LYS:HE2	2.06	0.84
2:G:98:GLY:HA3	2:L:71:VAL:CG1	2.08	0.84
1:B:39:ILE:CB	1:B:326:LYS:HE2	2.06	0.84
1:B:76:TRP:C	1:B:415:VAL:CG2	2.42	0.84
1:B:355:ARG:HG3	1:B:361:PRO:CD	2.08	0.84
1:C:113:GLY:HA3	1:C:143:PHE:CE1	2.13	0.84
1:C:327:PHE:CD2	1:C:351:PHE:CE2	2.57	0.84
1:D:40:GLY:N	1:D:326:LYS:HE3	1.93	0.84
1:D:93:GLU:CG	1:D:140:ASP:HB3	2.06	0.84
1:E:93:GLU:CG	1:E:140:ASP:HB3	2.06	0.84
2:H:24:ALA:N	2:H:71:VAL:HA	1.92	0.84
1:B:113:GLY:HA3	1:B:143:PHE:CE1	2.13	0.84
1:C:539:ASP:O	1:C:540:ASN:HB2	1.75	0.84
1:E:154:PHE:CE1	1:E:199:ALA:CB	2.60	0.84
1:E:518:ILE:CD1	1:E:520:THR:HB	2.07	0.84
1:F:45:GLY:CA	1:F:112:TYR:HD1	1.90	0.84
1:F:93:GLU:CG	1:F:140:ASP:HB3	2.06	0.84
1:F:518:ILE:CD1	1:F:520:THR:HB	2.07	0.84
1:A:154:PHE:CE1	1:A:199:ALA:CB	2.60	0.84
1:A:355:ARG:HG3	1:A:361:PRO:CD	2.08	0.84
1:C:40:GLY:N	1:C:326:LYS:HE3	1.93	0.84
1:D:539:ASP:O	1:D:540:ASN:HB2	1.75	0.84
1:F:55:ASN:HD22	1:F:58:GLN:HG2	1.43	0.84
2:G:24:ALA:HB2	2:G:71:VAL:O	1.78	0.84
2:H:24:ALA:HB2	2:H:71:VAL:O	1.78	0.84
2:K:71:VAL:CG1	2:L:98:GLY:HA3	2.08	0.84
1:B:40:GLY:N	1:B:326:LYS:HE3	1.93	0.84
2:G:24:ALA:N	2:G:71:VAL:HA	1.92	0.84
2:G:70:PHE:H	2:H:99:ARG:NE	1.37	0.84
2:J:23:MET:O	2:J:71:VAL:C	2.16	0.84
1:A:394:ASN:HB2	1:A:458:ILE:O	1.76	0.84
1:B:518:ILE:CD1	1:B:520:THR:HB	2.07	0.84
1:C:355:ARG:HG3	1:C:361:PRO:CD	2.08	0.84

*Continued on next page...*

*Continued from previous page...*

Atom-1	Atom-2	Interatomic distance (Å)	Clash overlap (Å)
1:E:55:ASN:HD22	1:E:58:GLN:HG2	1.42	0.84
1:E:112:TYR:CA	1:E:141:ASP:HB2	2.06	0.84
2:H:128:GLU:HG2	2:I:8:THR:HG23	1.57	0.84
1:B:271:ASN:OD1	1:B:272:ALA:N	2.10	0.84
1:C:140:ASP:O	1:C:141:ASP:HB2	1.77	0.84
1:D:518:ILE:CD1	1:D:520:THR:HB	2.07	0.84
1:F:113:GLY:HA3	1:F:143:PHE:CE1	2.13	0.84
1:A:55:ASN:HD22	1:A:58:GLN:HG2	1.42	0.83
1:A:113:GLY:HA3	1:A:143:PHE:CE1	2.13	0.83
1:A:166:THR:HG22	1:A:172:ASP:HB2	1.60	0.83
1:E:45:GLY:CA	1:E:112:TYR:HD1	1.89	0.83
1:E:110:LYS:HE3	1:E:113:GLY:HA3	0.84	0.83
1:F:499:PHE:CE2	1:F:532:TYR:OH	2.13	0.83
2:G:71:VAL:CG1	2:H:98:GLY:HA3	2.08	0.83
2:I:25:HIS:CB	2:J:96:SER:O	2.25	0.83
2:I:130:VAL:CA	2:J:6:GLN:CG	2.50	0.83
1:C:76:TRP:C	1:C:415:VAL:CG2	2.42	0.83
1:D:113:GLY:HA3	1:D:143:PHE:CE1	2.13	0.83
1:E:76:TRP:C	1:E:415:VAL:CG2	2.42	0.83
1:F:112:TYR:CA	1:F:141:ASP:HB2	2.06	0.83
2:L:24:ALA:N	2:L:71:VAL:HA	1.92	0.83
1:C:93:GLU:CD	1:C:111:ILE:HB	1.99	0.83
1:D:535:ARG:HH22	2:K:135:GLU:CG	1.90	0.83
1:E:123:LEU:HB2	1:E:128:LEU:CD1	2.08	0.83
2:H:25:HIS:CB	2:I:96:SER:O	2.25	0.83
2:I:70:PHE:CB	2:J:99:ARG:CD	2.48	0.83
1:A:40:GLY:N	1:A:326:LYS:HE3	1.93	0.83
1:A:271:ASN:OD1	1:A:272:ALA:N	2.10	0.83
1:B:93:GLU:CD	1:B:111:ILE:HB	1.99	0.83
1:C:39:ILE:CB	1:C:326:LYS:HE2	2.06	0.83
1:C:320:TRP:HE1	1:C:344:VAL:H	1.26	0.83
1:D:39:ILE:CB	1:D:326:LYS:HE2	2.06	0.83
1:E:113:GLY:HA3	1:E:143:PHE:CE1	2.13	0.83
2:I:24:ALA:N	2:I:71:VAL:HA	1.92	0.83
2:J:24:ALA:CB	2:J:71:VAL:HG13	1.91	0.83
1:A:93:GLU:CD	1:A:111:ILE:HB	1.99	0.83
1:A:338:LEU:HD11	1:A:393:ALA:HB1	1.61	0.83
1:B:320:TRP:HE1	1:B:344:VAL:H	1.26	0.83
1:D:110:LYS:HB3	1:D:192:SER:CB	2.04	0.83
2:G:6:GLN:CB	2:L:129:GLU:C	2.28	0.83
2:I:23:MET:O	2:I:71:VAL:C	2.16	0.83

*Continued on next page...*

*Continued from previous page...*

Atom-1	Atom-2	Interatomic distance (Å)	Clash overlap (Å)
1:B:166:THR:HG22	1:B:172:ASP:HB2	1.60	0.83
1:D:123:LEU:HB2	1:D:128:LEU:CD1	2.08	0.83
1:E:355:ARG:HG3	1:E:361:PRO:CD	2.08	0.83
1:E:539:ASP:O	1:E:540:ASN:CB	2.27	0.83
2:K:129:GLU:C	2:L:6:GLN:HB2	1.95	0.83
2:L:76:ASP:HA	2:L:79:LYS:HD2	1.61	0.83
1:A:34:LYS:HD2	1:A:422:SER:HB2	1.18	0.83
1:B:134:LEU:HD22	1:B:143:PHE:CZ	2.14	0.83
1:B:338:LEU:HD11	1:B:393:ALA:HB1	1.61	0.83
1:C:394:ASN:HB2	1:C:458:ILE:O	1.76	0.83
1:C:518:ILE:CD1	1:C:520:THR:HB	2.07	0.83
1:D:93:GLU:CD	1:D:111:ILE:HB	1.99	0.83
1:D:140:ASP:O	1:D:141:ASP:HB2	1.77	0.83
1:D:320:TRP:NE1	1:D:344:VAL:HG22	1.90	0.83
1:F:40:GLY:N	1:F:326:LYS:HE3	1.93	0.83
2:G:25:HIS:N	2:G:71:VAL:HG13	1.93	0.83
2:H:25:HIS:N	2:H:71:VAL:HG13	1.93	0.83
2:I:24:ALA:HB2	2:I:71:VAL:O	1.78	0.83
2:J:71:VAL:CG1	2:K:98:GLY:HA3	2.08	0.83
2:K:23:MET:O	2:K:71:VAL:C	2.16	0.83
1:A:539:ASP:O	1:A:540:ASN:CB	2.27	0.83
1:C:134:LEU:HD22	1:C:143:PHE:CZ	2.14	0.83
1:F:123:LEU:HB2	1:F:128:LEU:CD1	2.08	0.83
2:G:130:VAL:CA	2:H:6:GLN:CG	2.50	0.83
2:L:25:HIS:N	2:L:71:VAL:HG13	1.93	0.83
1:A:518:ILE:CD1	1:A:520:THR:HB	2.07	0.83
1:D:338:LEU:CB	1:D:412:MET:HE3	2.09	0.83
1:D:535:ARG:NH2	2:K:135:GLU:OE1	2.12	0.83
1:E:40:GLY:N	1:E:326:LYS:HE3	1.93	0.83
2:G:23:MET:O	2:G:71:VAL:C	2.16	0.83
2:G:25:HIS:CB	2:H:96:SER:O	2.25	0.83
2:G:130:VAL:HA	2:H:6:GLN:HB3	1.61	0.83
2:L:24:ALA:HB2	2:L:71:VAL:O	1.78	0.83
1:C:320:TRP:HE1	1:C:344:VAL:HG23	1.12	0.83
1:D:154:PHE:CE1	1:D:199:ALA:CB	2.60	0.83
1:D:355:ARG:HG3	1:D:361:PRO:CD	2.08	0.83
1:F:92:ILE:CG1	1:F:326:LYS:HD3	2.09	0.83
1:F:537:LYS:HG3	1:F:545:PHE:HD2	1.37	0.83
2:H:112:ASP:HB3	2:H:115:LYS:HD3	1.61	0.83
1:B:123:LEU:HB2	1:B:128:LEU:CD1	2.08	0.82
1:B:394:ASN:HB2	1:B:458:ILE:O	1.76	0.82

*Continued on next page...*

*Continued from previous page...*

Atom-1	Atom-2	Interatomic distance (Å)	Clash overlap (Å)
1:B:539:ASP:O	1:B:540:ASN:CB	2.27	0.82
1:C:119:ILE:HG21	1:C:181:LEU:HD21	1.61	0.82
1:C:123:LEU:HB2	1:C:128:LEU:CD1	2.08	0.82
1:D:43:GLU:OE2	1:D:67:GLU:CD	2.16	0.82
1:D:320:TRP:HE1	1:D:344:VAL:HG23	1.12	0.82
1:F:76:TRP:C	1:F:415:VAL:CG2	2.42	0.82
2:G:6:GLN:HB3	2:L:130:VAL:HA	1.61	0.82
2:G:98:GLY:CA	2:L:71:VAL:CG2	2.57	0.82
2:H:23:MET:O	2:H:71:VAL:C	2.16	0.82
2:H:71:VAL:CG1	2:I:98:GLY:HA3	2.08	0.82
2:I:112:ASP:HB3	2:I:115:LYS:HD3	1.61	0.82
2:J:130:VAL:HG22	2:K:6:GLN:CG	2.09	0.82
1:A:92:ILE:CG1	1:A:326:LYS:HD3	2.09	0.82
1:B:55:ASN:HD22	1:B:58:GLN:HG2	1.42	0.82
1:C:92:ILE:CG1	1:C:326:LYS:HD3	2.09	0.82
1:D:327:PHE:CD2	1:D:351:PHE:CE2	2.57	0.82
1:E:93:GLU:CD	1:E:111:ILE:HB	1.99	0.82
1:E:264:ILE:HG12	1:E:266:SER:N	1.94	0.82
1:E:528:PHE:CE1	2:L:107:TYR:CB	2.61	0.82
1:F:93:GLU:CD	1:F:111:ILE:HB	1.99	0.82
2:K:25:HIS:N	2:K:71:VAL:HG13	1.93	0.82
1:A:134:LEU:HD22	1:A:143:PHE:CZ	2.14	0.82
1:C:271:ASN:OD1	1:C:272:ALA:N	2.10	0.82
1:D:166:THR:HG22	1:D:172:ASP:HB2	1.60	0.82
1:D:324:LEU:HD11	1:D:351:PHE:HZ	1.43	0.82
1:D:408:VAL:N	1:D:409:PRO:HD3	1.94	0.82
1:D:537:LYS:HG3	1:D:545:PHE:HD2	1.37	0.82
1:E:92:ILE:CG1	1:E:326:LYS:HD3	2.09	0.82
1:F:166:THR:HG22	1:F:172:ASP:HB2	1.60	0.82
1:F:355:ARG:HG3	1:F:361:PRO:CD	2.08	0.82
1:A:324:LEU:HD11	1:A:351:PHE:HZ	1.43	0.82
1:F:431:THR:O	1:F:434:PRO:HD2	1.80	0.82
2:G:130:VAL:HG22	2:H:6:GLN:CG	2.09	0.82
2:J:25:HIS:CB	2:K:96:SER:O	2.25	0.82
2:J:129:GLU:C	2:K:6:GLN:HB2	1.95	0.82
1:A:115:VAL:O	1:A:134:LEU:O	1.98	0.82
1:A:408:VAL:N	1:A:409:PRO:HD3	1.94	0.82
1:C:154:PHE:CE1	1:C:199:ALA:CB	2.60	0.82
1:C:408:VAL:N	1:C:409:PRO:HD3	1.94	0.82
1:D:76:TRP:CG	1:D:415:VAL:CG2	2.63	0.82
1:D:539:ASP:O	1:D:540:ASN:CB	2.27	0.82

*Continued on next page...*

*Continued from previous page...*

Atom-1	Atom-2	Interatomic distance (Å)	Clash overlap (Å)
1:F:408:VAL:N	1:F:409:PRO:HD3	1.94	0.82
2:I:71:VAL:CG1	2:J:98:GLY:HA3	2.08	0.82
2:J:112:ASP:HB3	2:J:115:LYS:HD3	1.61	0.82
1:B:119:ILE:HG21	1:B:181:LEU:HD21	1.62	0.82
1:C:431:THR:O	1:C:434:PRO:HD2	1.80	0.82
1:D:320:TRP:HE1	1:D:344:VAL:H	1.27	0.82
1:F:387:PRO:CG	1:F:390:SER:CB	2.42	0.82
2:I:25:HIS:N	2:I:71:VAL:HG13	1.93	0.82
2:K:24:ALA:HB2	2:K:71:VAL:O	1.78	0.82
2:K:76:ASP:HA	2:K:79:LYS:HD2	1.61	0.82
1:A:431:THR:O	1:A:434:PRO:HD2	1.80	0.82
1:B:115:VAL:O	1:B:134:LEU:O	1.98	0.82
1:C:112:TYR:CA	1:C:141:ASP:HB2	2.06	0.82
1:E:76:TRP:CG	1:E:415:VAL:CG2	2.63	0.82
1:F:51:TYR:HE2	1:F:53:LEU:HD23	1.45	0.82
1:F:264:ILE:HG12	1:F:266:SER:N	1.94	0.82
2:G:76:ASP:HA	2:G:79:LYS:HD2	1.61	0.82
2:I:71:VAL:CG2	2:J:98:GLY:CA	2.57	0.82
2:K:71:VAL:HG22	2:L:98:GLY:C	2.00	0.82
1:B:92:ILE:CG1	1:B:326:LYS:HD3	2.09	0.82
1:C:166:THR:HG22	1:C:172:ASP:HB2	1.60	0.82
1:D:55:ASN:HD22	1:D:58:GLN:HG2	1.42	0.82
1:F:539:ASP:O	1:F:540:ASN:CB	2.27	0.82
2:J:25:HIS:N	2:J:71:VAL:HG13	1.93	0.82
2:L:23:MET:O	2:L:71:VAL:C	2.16	0.82
1:C:51:TYR:HE2	1:C:53:LEU:HD23	1.45	0.82
1:C:55:ASN:HD22	1:C:58:GLN:HG2	1.43	0.82
1:C:92:ILE:HD13	1:C:323:LYS:CG	2.10	0.82
1:C:338:LEU:CB	1:C:412:MET:HE3	2.10	0.82
1:D:134:LEU:HD22	1:D:143:PHE:CZ	2.14	0.82
1:D:264:ILE:HG12	1:D:266:SER:N	1.94	0.82
1:E:115:VAL:O	1:E:134:LEU:O	1.98	0.82
1:F:115:VAL:O	1:F:134:LEU:O	1.98	0.82
2:G:8:THR:HG21	2:L:127:GLU:C	1.82	0.82
2:I:130:VAL:HG22	2:J:6:GLN:CG	2.09	0.82
1:A:81:ASN:CA	1:A:84:ALA:HB3	2.05	0.82
1:D:320:TRP:CD1	1:D:344:VAL:HG22	2.15	0.82
1:F:184:LYS:C	1:F:186:GLY:HA2	2.00	0.82
1:F:271:ASN:OD1	1:F:272:ALA:N	2.10	0.82
2:K:71:VAL:CG2	2:L:98:GLY:CA	2.57	0.82
1:B:92:ILE:HD13	1:B:323:LYS:CG	2.10	0.81

*Continued on next page...*

*Continued from previous page...*

Atom-1	Atom-2	Interatomic distance (Å)	Clash overlap (Å)
1:C:76:TRP:CG	1:C:415:VAL:CG2	2.63	0.81
1:D:92:ILE:CG1	1:D:326:LYS:HD3	2.09	0.81
1:E:166:THR:HG22	1:E:172:ASP:HB2	1.60	0.81
2:G:6:GLN:HB2	2:L:129:GLU:C	1.95	0.81
2:K:130:VAL:HG22	2:L:6:GLN:CG	2.09	0.81
1:A:320:TRP:HE1	1:A:344:VAL:H	1.26	0.81
1:B:150:ILE:CD1	1:B:154:PHE:HE2	1.81	0.81
1:B:431:THR:O	1:B:434:PRO:HD2	1.80	0.81
1:C:324:LEU:HD11	1:C:351:PHE:HZ	1.43	0.81
1:C:408:VAL:CA	1:C:409:PRO:HD3	2.06	0.81
1:D:76:TRP:CD1	1:D:415:VAL:CG2	2.64	0.81
1:D:119:ILE:HG21	1:D:181:LEU:HD21	1.62	0.81
1:D:184:LYS:C	1:D:186:GLY:HA2	2.00	0.81
1:F:110:LYS:HE3	1:F:113:GLY:HA3	0.84	0.81
2:G:95:GLN:C	2:L:27:LYS:HD3	2.01	0.81
2:H:70:PHE:H	2:I:99:ARG:NE	1.38	0.81
2:H:130:VAL:HA	2:I:6:GLN:HB3	1.61	0.81
2:H:130:VAL:HG22	2:I:6:GLN:CG	2.09	0.81
2:I:24:ALA:HB2	2:I:71:VAL:CA	2.11	0.81
2:I:25:HIS:HB3	2:J:96:SER:O	1.80	0.81
2:J:24:ALA:HB2	2:J:71:VAL:O	1.78	0.81
2:K:127:GLU:O	2:L:8:THR:CG2	2.17	0.81
1:A:47:PRO:HB2	1:A:93:GLU:OE1	1.79	0.81
1:A:123:LEU:HB2	1:A:128:LEU:CD1	2.08	0.81
1:A:428:GLU:N	1:A:469:THR:CG2	2.43	0.81
1:A:550:VAL:CB	1:A:556:GLY:HA2	2.11	0.81
1:B:47:PRO:HB2	1:B:93:GLU:OE1	1.79	0.81
1:B:184:LYS:C	1:B:186:GLY:HA2	2.00	0.81
1:B:528:PHE:CZ	2:I:107:TYR:HB3	2.14	0.81
1:C:338:LEU:HD11	1:C:393:ALA:HB1	1.61	0.81
1:C:537:LYS:CG	1:C:545:PHE:HE2	1.84	0.81
1:D:115:VAL:O	1:D:134:LEU:O	1.98	0.81
1:D:428:GLU:N	1:D:469:THR:CG2	2.43	0.81
1:E:110:LYS:HB3	1:E:192:SER:CB	2.04	0.81
1:E:324:LEU:HD11	1:E:351:PHE:HZ	1.43	0.81
1:F:140:ASP:O	1:F:141:ASP:HB2	1.77	0.81
2:G:96:SER:HA	2:L:27:LYS:N	1.96	0.81
2:G:98:GLY:C	2:L:71:VAL:HG22	2.00	0.81
2:H:25:HIS:HB3	2:I:96:SER:O	1.80	0.81
2:K:75:MET:O	2:K:79:LYS:HG3	1.80	0.81
1:A:184:LYS:C	1:A:186:GLY:HA2	2.00	0.81

*Continued on next page...*

*Continued from previous page...*

Atom-1	Atom-2	Interatomic distance (Å)	Clash overlap (Å)
1:B:55:ASN:HD22	1:B:58:GLN:CG	1.93	0.81
1:B:324:LEU:HD11	1:B:351:PHE:HZ	1.43	0.81
1:B:428:GLU:N	1:B:469:THR:CG2	2.44	0.81
1:C:47:PRO:HB2	1:C:93:GLU:OE1	1.79	0.81
1:C:115:VAL:O	1:C:134:LEU:O	1.98	0.81
1:D:408:VAL:CA	1:D:409:PRO:HD3	2.06	0.81
1:E:76:TRP:CD1	1:E:415:VAL:CG2	2.64	0.81
1:E:408:VAL:N	1:E:409:PRO:HD3	1.94	0.81
1:E:550:VAL:CB	1:E:556:GLY:HA2	2.11	0.81
1:F:76:TRP:CG	1:F:415:VAL:CG2	2.63	0.81
1:F:245:ALA:O	1:F:264:ILE:HG13	1.81	0.81
2:G:27:LYS:HD3	2:H:95:GLN:C	2.01	0.81
2:H:24:ALA:HB2	2:H:71:VAL:CA	2.11	0.81
2:H:71:VAL:CG2	2:I:98:GLY:CA	2.57	0.81
2:I:71:VAL:HG22	2:J:98:GLY:C	2.00	0.81
2:I:127:GLU:O	2:J:8:THR:CG2	2.17	0.81
2:J:24:ALA:HB2	2:J:71:VAL:CA	2.10	0.81
1:A:76:TRP:CD1	1:A:415:VAL:CG2	2.63	0.81
1:C:387:PRO:CG	1:C:390:SER:CB	2.42	0.81
1:C:428:GLU:N	1:C:469:THR:CG2	2.44	0.81
1:D:40:GLY:N	1:D:326:LYS:CE	2.44	0.81
1:D:431:THR:O	1:D:434:PRO:HD2	1.80	0.81
1:F:76:TRP:CD1	1:F:415:VAL:CG2	2.64	0.81
2:G:6:GLN:CG	2:L:130:VAL:HG22	2.09	0.81
2:I:27:LYS:HD3	2:J:95:GLN:C	2.01	0.81
1:A:76:TRP:CG	1:A:415:VAL:CG2	2.63	0.81
1:A:119:ILE:HG21	1:A:181:LEU:HD21	1.62	0.81
1:A:320:TRP:NE1	1:A:344:VAL:CA	2.43	0.81
1:C:76:TRP:CD1	1:C:415:VAL:CG2	2.63	0.81
1:C:338:LEU:O	1:C:412:MET:HE2	1.77	0.81
1:E:47:PRO:CB	1:E:93:GLU:CD	2.37	0.81
1:E:320:TRP:NE1	1:E:344:VAL:CA	2.43	0.81
2:I:27:LYS:N	2:J:96:SER:HA	1.96	0.81
2:J:25:HIS:HB3	2:K:96:SER:O	1.80	0.81
2:J:76:ASP:HA	2:J:79:LYS:HD2	1.61	0.81
2:L:24:ALA:HB2	2:L:71:VAL:CA	2.11	0.81
1:A:245:ALA:O	1:A:264:ILE:HG13	1.81	0.81
1:B:40:GLY:N	1:B:326:LYS:CE	2.44	0.81
1:B:51:TYR:HE2	1:B:53:LEU:HD23	1.45	0.81
1:B:327:PHE:HE2	1:B:351:PHE:CG	1.98	0.81
1:B:408:VAL:N	1:B:409:PRO:HD3	1.94	0.81

*Continued on next page...*

*Continued from previous page...*

Atom-1	Atom-2	Interatomic distance (Å)	Clash overlap (Å)
1:C:184:LYS:C	1:C:186:GLY:HA2	2.00	0.81
1:C:320:TRP:NE1	1:C:344:VAL:CA	2.43	0.81
1:C:320:TRP:CE2	1:C:344:VAL:CG2	2.64	0.81
1:C:327:PHE:HE2	1:C:351:PHE:CG	1.98	0.81
1:D:320:TRP:CE2	1:D:344:VAL:CG2	2.63	0.81
1:D:491:MET:O	1:D:493:VAL:HG22	1.81	0.81
1:F:92:ILE:HD13	1:F:323:LYS:CG	2.10	0.81
2:H:27:LYS:N	2:I:96:SER:HA	1.96	0.81
2:J:71:VAL:HG22	2:K:98:GLY:C	2.00	0.81
2:J:127:GLU:O	2:K:8:THR:CG2	2.17	0.81
2:K:130:VAL:HA	2:L:6:GLN:HB3	1.61	0.81
1:A:320:TRP:HH2	1:A:347:GLU:HG3	1.46	0.81
1:A:491:MET:O	1:A:493:VAL:HG22	1.81	0.81
1:B:93:GLU:OE1	1:B:140:ASP:HB3	1.80	0.81
1:D:47:PRO:HB2	1:D:93:GLU:OE1	1.79	0.81
1:D:271:ASN:OD1	1:D:272:ALA:N	2.10	0.81
1:D:352:VAL:CG1	1:D:362:MET:CG	2.31	0.81
1:E:431:THR:O	1:E:434:PRO:HD2	1.80	0.81
2:G:24:ALA:HB2	2:G:71:VAL:CA	2.11	0.81
2:H:71:VAL:HG22	2:I:98:GLY:C	2.00	0.81
2:I:24:ALA:CB	2:I:71:VAL:HG13	1.91	0.81
2:J:75:MET:O	2:J:79:LYS:HG3	1.80	0.81
1:A:40:GLY:N	1:A:326:LYS:CE	2.44	0.81
1:A:92:ILE:CD1	1:A:326:LYS:HZ1	1.91	0.81
1:A:140:ASP:O	1:A:141:ASP:HB2	1.77	0.81
1:A:169:VAL:CB	1:A:286:GLU:OE1	2.26	0.81
1:B:114:ASN:H	1:B:117:ASN:ND2	1.79	0.81
1:C:64:ARG:NH2	1:C:188:GLN:O	2.14	0.81
1:C:110:LYS:HE3	1:C:113:GLY:HA3	0.84	0.81
1:E:40:GLY:N	1:E:326:LYS:CE	2.44	0.81
1:E:134:LEU:HD22	1:E:143:PHE:CZ	2.14	0.81
1:E:245:ALA:O	1:E:264:ILE:HG13	1.81	0.81
1:E:387:PRO:CG	1:E:390:SER:CB	2.42	0.81
1:F:134:LEU:HD22	1:F:143:PHE:CZ	2.14	0.81
1:F:320:TRP:HE1	1:F:344:VAL:HG23	1.12	0.81
1:F:491:MET:O	1:F:493:VAL:HG22	1.81	0.81
2:G:130:VAL:N	2:H:6:GLN:CB	2.44	0.81
2:H:127:GLU:C	2:I:8:THR:HG21	1.82	0.81
1:A:183:LEU:CD1	1:A:192:SER:OG	2.29	0.81
1:A:320:TRP:CD1	1:A:344:VAL:HG22	2.15	0.81
1:A:327:PHE:HE2	1:A:351:PHE:CG	1.98	0.81

*Continued on next page...*



*Continued from previous page...*

Atom-1	Atom-2	Interatomic distance (Å)	Clash overlap (Å)
1:A:327:PHE:HE2	1:A:351:PHE:CB	1.94	0.81
1:A:535:ARG:HH22	2:H:135:GLU:CD	1.85	0.81
1:B:53:LEU:HD21	1:B:63:PHE:HE2	1.46	0.81
1:B:327:PHE:HE2	1:B:351:PHE:CB	1.94	0.81
1:C:93:GLU:OE1	1:C:140:ASP:HB3	1.80	0.81
1:C:535:ARG:NH2	2:J:135:GLU:CD	2.33	0.81
1:D:92:ILE:HD13	1:D:323:LYS:CG	2.10	0.81
1:E:528:PHE:HE1	2:L:107:TYR:CB	1.94	0.81
2:G:27:LYS:N	2:H:96:SER:HA	1.96	0.81
2:G:112:ASP:HB3	2:G:115:LYS:HD3	1.61	0.81
1:B:64:ARG:NH2	1:B:188:GLN:O	2.14	0.80
1:B:76:TRP:CG	1:B:415:VAL:CG2	2.63	0.80
1:B:183:LEU:CD1	1:B:192:SER:OG	2.29	0.80
1:B:550:VAL:CB	1:B:556:GLY:HA2	2.11	0.80
1:D:270:LEU:CD2	1:D:274:GLY:HA2	2.11	0.80
1:D:327:PHE:HE2	1:D:351:PHE:CG	1.98	0.80
1:E:51:TYR:HE2	1:E:53:LEU:HD23	1.45	0.80
1:E:119:ILE:HG21	1:E:181:LEU:HD21	1.62	0.80
1:E:320:TRP:HE1	1:E:344:VAL:H	1.26	0.80
1:F:81:ASN:CA	1:F:84:ALA:HB3	2.05	0.80
2:G:71:VAL:HG22	2:H:98:GLY:C	2.00	0.80
2:K:27:LYS:N	2:L:96:SER:HA	1.96	0.80
2:L:75:MET:O	2:L:79:LYS:HG3	1.80	0.80
1:A:114:ASN:H	1:A:117:ASN:ND2	1.79	0.80
1:A:264:ILE:HG12	1:A:266:SER:N	1.94	0.80
1:B:76:TRP:CD1	1:B:415:VAL:CG2	2.64	0.80
1:B:320:TRP:NE1	1:B:344:VAL:CA	2.43	0.80
1:B:320:TRP:CE2	1:B:344:VAL:CG2	2.63	0.80
1:B:327:PHE:CE1	1:B:348:VAL:HG13	2.16	0.80
1:B:537:LYS:HG3	1:B:545:PHE:HE2	1.33	0.80
1:C:40:GLY:N	1:C:326:LYS:CE	2.44	0.80
1:C:132:LEU:CG	1:C:148:ASP:CA	2.55	0.80
1:E:76:TRP:CG	1:E:415:VAL:HG23	2.16	0.80
1:E:93:GLU:OE1	1:E:140:ASP:HB3	1.80	0.80
1:E:140:ASP:O	1:E:141:ASP:HB2	1.77	0.80
1:F:93:GLU:OE1	1:F:140:ASP:HB3	1.80	0.80
1:F:428:GLU:N	1:F:469:THR:CG2	2.43	0.80
1:A:92:ILE:HD13	1:A:323:LYS:CG	2.10	0.80
1:A:327:PHE:CE1	1:A:348:VAL:HG13	2.16	0.80
1:B:320:TRP:HH2	1:B:347:GLU:HG3	1.46	0.80
1:C:183:LEU:CD1	1:C:192:SER:OG	2.29	0.80

*Continued on next page...*

*Continued from previous page...*

Atom-1	Atom-2	Interatomic distance (Å)	Clash overlap (Å)
1:D:51:TYR:HE2	1:D:53:LEU:HD23	1.45	0.80
1:D:550:VAL:CB	1:D:556:GLY:HA2	2.11	0.80
1:E:320:TRP:CD1	1:E:344:VAL:HG22	2.15	0.80
1:E:428:GLU:N	1:E:469:THR:CG2	2.44	0.80
1:F:183:LEU:CD1	1:F:192:SER:OG	2.29	0.80
1:F:320:TRP:NE1	1:F:344:VAL:CA	2.43	0.80
2:H:27:LYS:HD3	2:I:95:GLN:C	2.01	0.80
2:H:76:ASP:HA	2:H:79:LYS:HD2	1.61	0.80
2:I:76:ASP:HA	2:I:79:LYS:HD2	1.61	0.80
2:K:24:ALA:HB2	2:K:71:VAL:CA	2.10	0.80
1:A:53:LEU:HD21	1:A:63:PHE:HE2	1.46	0.80
1:A:115:VAL:O	1:A:115:VAL:HG13	1.82	0.80
1:B:81:ASN:CA	1:B:84:ALA:HB3	2.05	0.80
1:C:114:ASN:H	1:C:117:ASN:ND2	1.79	0.80
1:C:270:LEU:CD2	1:C:274:GLY:HA2	2.11	0.80
1:D:327:PHE:CE1	1:D:348:VAL:HG13	2.16	0.80
1:E:47:PRO:HB2	1:E:93:GLU:OE1	1.79	0.80
1:E:320:TRP:CE2	1:E:344:VAL:CG2	2.63	0.80
1:F:119:ILE:HG21	1:F:181:LEU:HD21	1.62	0.80
1:F:320:TRP:HH2	1:F:347:GLU:HG3	1.46	0.80
1:F:324:LEU:HD11	1:F:351:PHE:HZ	1.43	0.80
2:K:25:HIS:HB3	2:L:96:SER:O	1.80	0.80
2:K:112:ASP:HB3	2:K:115:LYS:HD3	1.61	0.80
1:A:43:GLU:OE2	1:A:67:GLU:CG	2.30	0.80
1:A:76:TRP:CG	1:A:415:VAL:HG23	2.16	0.80
1:A:537:LYS:CG	1:A:545:PHE:HE2	1.84	0.80
1:B:140:ASP:O	1:B:141:ASP:HB2	1.77	0.80
1:C:264:ILE:HG12	1:C:266:SER:N	1.94	0.80
1:C:327:PHE:CE1	1:C:348:VAL:HG13	2.16	0.80
1:C:528:PHE:HE1	2:J:107:TYR:HB2	1.47	0.80
1:D:183:LEU:CD1	1:D:192:SER:OG	2.29	0.80
1:D:320:TRP:NE1	1:D:344:VAL:CA	2.43	0.80
1:E:183:LEU:CD1	1:E:192:SER:OG	2.29	0.80
1:E:327:PHE:HE2	1:E:351:PHE:CG	1.98	0.80
1:F:114:ASN:H	1:F:117:ASN:ND2	1.79	0.80
1:F:327:PHE:HE2	1:F:351:PHE:CG	1.99	0.80
2:J:70:PHE:H	2:K:99:ARG:NE	1.37	0.80
2:K:23:MET:CB	2:K:74:MET:CA	2.28	0.80
1:A:51:TYR:HE2	1:A:53:LEU:HD23	1.45	0.80
1:A:93:GLU:OE1	1:A:140:ASP:HB3	1.80	0.80
1:A:535:ARG:NH2	2:H:135:GLU:CG	2.43	0.80

*Continued on next page...*

*Continued from previous page...*

Atom-1	Atom-2	Interatomic distance (Å)	Clash overlap (Å)
1:D:338:LEU:HD11	1:D:393:ALA:HB1	1.61	0.80
1:E:327:PHE:CE1	1:E:348:VAL:HG13	2.16	0.80
1:F:115:VAL:O	1:F:115:VAL:HG13	1.82	0.80
2:G:25:HIS:HB3	2:H:96:SER:O	1.80	0.80
2:J:27:LYS:HD3	2:K:95:GLN:C	2.01	0.80
1:C:112:TYR:HA	1:C:141:ASP:CB	2.11	0.80
1:D:64:ARG:NH2	1:D:188:GLN:O	2.14	0.80
1:D:76:TRP:CG	1:D:415:VAL:HG23	2.16	0.80
1:D:245:ALA:O	1:D:264:ILE:HG13	1.81	0.80
1:E:114:ASN:H	1:E:117:ASN:ND2	1.79	0.80
1:E:270:LEU:CD2	1:E:274:GLY:HA2	2.11	0.80
1:F:320:TRP:CD1	1:F:344:VAL:HG22	2.15	0.80
1:F:320:TRP:HE1	1:F:344:VAL:H	1.26	0.80
2:L:112:ASP:HB3	2:L:115:LYS:HD3	1.61	0.80
1:A:121:VAL:HG23	1:A:132:LEU:HD22	1.64	0.80
1:B:110:LYS:HE3	1:B:113:GLY:HA3	0.84	0.80
1:B:245:ALA:O	1:B:264:ILE:HG13	1.81	0.80
1:C:53:LEU:HD21	1:C:63:PHE:HE2	1.46	0.80
1:C:327:PHE:HE2	1:C:351:PHE:CB	1.94	0.80
1:C:491:MET:O	1:C:493:VAL:HG22	1.81	0.80
1:C:550:VAL:CB	1:C:556:GLY:HA2	2.11	0.80
1:E:121:VAL:HG23	1:E:132:LEU:HD22	1.64	0.80
1:E:184:LYS:C	1:E:186:GLY:HA2	2.00	0.80
1:E:320:TRP:CE2	1:E:344:VAL:CA	2.65	0.80
1:F:40:GLY:N	1:F:326:LYS:CE	2.44	0.80
1:F:47:PRO:HB2	1:F:93:GLU:OE1	1.79	0.80
1:F:327:PHE:HE2	1:F:351:PHE:CB	1.94	0.80
2:G:8:THR:CG2	2:L:128:GLU:HG2	2.12	0.80
2:H:130:VAL:N	2:I:6:GLN:CB	2.44	0.80
2:J:130:VAL:HA	2:K:6:GLN:HB3	1.61	0.80
1:A:55:ASN:HD22	1:A:58:GLN:CG	1.93	0.80
1:B:491:MET:O	1:B:493:VAL:HG22	1.81	0.80
1:C:43:GLU:OE2	1:C:67:GLU:CD	2.16	0.80
1:C:55:ASN:HD22	1:C:58:GLN:CG	1.93	0.80
1:D:121:VAL:HG23	1:D:132:LEU:HD22	1.64	0.80
1:D:320:TRP:CE2	1:D:344:VAL:CA	2.65	0.80
1:F:39:ILE:HD13	1:F:327:PHE:CB	1.96	0.80
1:F:43:GLU:OE2	1:F:67:GLU:CG	2.30	0.80
1:F:76:TRP:CG	1:F:415:VAL:HG23	2.16	0.80
1:F:338:LEU:HD11	1:F:393:ALA:HB2	1.63	0.80
1:F:550:VAL:CB	1:F:556:GLY:HA2	2.11	0.80

*Continued on next page...*

*Continued from previous page...*

Atom-1	Atom-2	Interatomic distance (Å)	Clash overlap (Å)
2:G:71:VAL:CG2	2:H:98:GLY:CA	2.57	0.80
2:G:128:GLU:HG2	2:H:8:THR:CG2	2.12	0.80
2:I:130:VAL:HA	2:J:6:GLN:HB3	1.61	0.80
2:J:27:LYS:N	2:K:96:SER:HA	1.96	0.80
2:K:27:LYS:HD3	2:L:95:GLN:C	2.01	0.80
1:A:335:ILE:CG1	1:A:362:MET:HE1	2.02	0.80
1:B:320:TRP:CE2	1:B:344:VAL:CA	2.65	0.80
1:E:150:ILE:CD1	1:E:154:PHE:HE2	1.81	0.80
1:E:537:LYS:HG3	1:E:545:PHE:HD2	1.37	0.80
1:F:338:LEU:O	1:F:412:MET:CG	2.30	0.80
2:G:96:SER:O	2:L:25:HIS:HB3	1.80	0.80
1:B:76:TRP:CG	1:B:415:VAL:HG23	2.16	0.79
1:B:121:VAL:HG23	1:B:132:LEU:HD22	1.64	0.79
1:B:264:ILE:HG12	1:B:266:SER:N	1.94	0.79
1:C:320:TRP:CE2	1:C:344:VAL:CA	2.65	0.79
1:E:92:ILE:HD13	1:E:323:LYS:CG	2.10	0.79
1:F:320:TRP:CE2	1:F:344:VAL:CG2	2.64	0.79
1:F:327:PHE:CE1	1:F:348:VAL:HG13	2.16	0.79
2:G:99:ARG:NE	2:L:70:PHE:H	1.37	0.79
1:B:154:PHE:CE1	1:B:199:ALA:CB	2.60	0.79
1:C:245:ALA:O	1:C:264:ILE:HG13	1.81	0.79
1:C:320:TRP:HH2	1:C:347:GLU:HG3	1.46	0.79
1:D:110:LYS:HE3	1:D:113:GLY:HA3	0.84	0.79
1:D:338:LEU:CD1	1:D:393:ALA:HB1	2.12	0.79
1:E:93:GLU:CA	1:E:140:ASP:HA	2.12	0.79
1:E:408:VAL:CA	1:E:409:PRO:HD3	2.06	0.79
1:F:320:TRP:CE2	1:F:344:VAL:CA	2.65	0.79
1:F:537:LYS:HG3	1:F:545:PHE:HE2	1.33	0.79
2:H:75:MET:O	2:H:79:LYS:HG3	1.80	0.79
2:I:75:MET:O	2:I:79:LYS:HG3	1.80	0.79
1:A:64:ARG:NH2	1:A:188:GLN:O	2.14	0.79
1:B:115:VAL:O	1:B:115:VAL:HG13	1.82	0.79
1:C:93:GLU:CA	1:C:140:ASP:HA	2.12	0.79
1:D:115:VAL:O	1:D:115:VAL:HG13	1.82	0.79
1:E:338:LEU:O	1:E:412:MET:CG	2.30	0.79
1:E:491:MET:O	1:E:493:VAL:HG22	1.81	0.79
1:F:64:ARG:NH2	1:F:188:GLN:O	2.14	0.79
2:I:24:ALA:CB	2:I:71:VAL:CA	2.61	0.79
2:I:129:GLU:C	2:J:6:GLN:HB2	1.95	0.79
1:A:93:GLU:CA	1:A:140:ASP:HA	2.12	0.79
1:B:270:LEU:CD2	1:B:274:GLY:HA2	2.11	0.79

*Continued on next page...*

*Continued from previous page...*

Atom-1	Atom-2	Interatomic distance (Å)	Clash overlap (Å)
1:E:320:TRP:HH2	1:E:347:GLU:HG3	1.46	0.79
1:F:121:VAL:HG23	1:F:132:LEU:HD22	1.64	0.79
2:G:75:MET:O	2:G:79:LYS:HG3	1.80	0.79
2:G:99:ARG:CD	2:L:71:VAL:H	1.96	0.79
2:H:92:LEU:HD13	2:H:104:VAL:HG21	1.64	0.79
2:K:71:VAL:H	2:L:99:ARG:CD	1.96	0.79
1:A:338:LEU:HD11	1:A:393:ALA:HB2	1.63	0.79
1:D:320:TRP:HH2	1:D:347:GLU:HG3	1.46	0.79
1:E:327:PHE:HE2	1:E:351:PHE:CB	1.94	0.79
2:H:24:ALA:CB	2:H:71:VAL:CA	2.61	0.79
2:I:92:LEU:HD13	2:I:104:VAL:HG21	1.64	0.79
2:J:71:VAL:N	2:K:99:ARG:HD2	1.98	0.79
2:K:128:GLU:HG2	2:L:8:THR:CG2	2.12	0.79
1:A:110:LYS:HE3	1:A:113:GLY:HA3	0.84	0.79
1:A:338:LEU:O	1:A:412:MET:CG	2.30	0.79
1:B:43:GLU:OE2	1:B:67:GLU:CG	2.30	0.79
1:B:93:GLU:CA	1:B:140:ASP:HA	2.12	0.79
1:B:352:VAL:CG1	1:B:362:MET:CG	2.31	0.79
1:B:408:VAL:CA	1:B:409:PRO:HD3	2.06	0.79
1:C:115:VAL:O	1:C:115:VAL:HG13	1.82	0.79
1:D:114:ASN:H	1:D:117:ASN:ND2	1.79	0.79
1:D:327:PHE:HE2	1:D:351:PHE:CB	1.94	0.79
1:F:93:GLU:CA	1:F:140:ASP:HA	2.12	0.79
2:K:70:PHE:N	2:L:99:ARG:CD	2.46	0.79
2:L:22:GLU:CB	2:L:70:PHE:CE2	2.50	0.79
2:L:24:ALA:CB	2:L:71:VAL:CA	2.61	0.79
1:A:112:TYR:HA	1:A:141:ASP:CB	2.11	0.79
1:A:320:TRP:CE2	1:A:344:VAL:CA	2.65	0.79
1:B:320:TRP:HE1	1:B:344:VAL:CB	1.96	0.79
1:C:320:TRP:HE1	1:C:344:VAL:CB	1.96	0.79
1:D:93:GLU:OE1	1:D:140:ASP:HB3	1.80	0.79
1:E:39:ILE:HD13	1:E:327:PHE:CB	1.96	0.79
1:E:64:ARG:NH2	1:E:188:GLN:O	2.14	0.79
1:E:320:TRP:HE1	1:E:344:VAL:HG23	1.12	0.79
1:F:270:LEU:CD2	1:F:274:GLY:HA2	2.11	0.79
2:G:24:ALA:CB	2:G:71:VAL:CA	2.61	0.79
2:G:99:ARG:CD	2:L:70:PHE:N	2.46	0.79
2:I:71:VAL:N	2:J:99:ARG:HD2	1.98	0.79
2:J:24:ALA:CB	2:J:71:VAL:CA	2.61	0.79
1:A:320:TRP:HE1	1:A:344:VAL:CB	1.96	0.79
1:B:320:TRP:NE1	1:B:344:VAL:CB	2.46	0.79

*Continued on next page...*

*Continued from previous page...*

Atom-1	Atom-2	Interatomic distance (Å)	Clash overlap (Å)
1:C:76:TRP:CG	1:C:415:VAL:HG23	2.16	0.79
1:D:387:PRO:CG	1:D:390:SER:CB	2.42	0.79
2:H:128:GLU:HG2	2:I:8:THR:CG2	2.12	0.79
2:J:71:VAL:H	2:K:99:ARG:CD	1.96	0.79
2:J:128:GLU:HG2	2:K:8:THR:CG2	2.12	0.79
1:A:320:TRP:CE2	1:A:344:VAL:CG2	2.63	0.79
1:D:93:GLU:CA	1:D:140:ASP:HA	2.12	0.79
1:D:335:ILE:HG12	1:D:362:MET:HE3	1.63	0.79
1:F:47:PRO:CB	1:F:93:GLU:CD	2.37	0.79
1:F:282:VAL:HG13	1:F:287:GLU:CG	1.86	0.79
2:G:71:VAL:H	2:H:99:ARG:CD	1.96	0.79
2:H:24:ALA:CB	2:H:71:VAL:HG13	1.91	0.79
2:H:70:PHE:N	2:I:99:ARG:CD	2.46	0.79
2:J:70:PHE:N	2:K:99:ARG:CD	2.46	0.79
2:K:130:VAL:N	2:L:6:GLN:CB	2.44	0.79
1:A:270:LEU:CD2	1:A:274:GLY:HA2	2.11	0.79
1:F:527:ASP:CB	2:G:136:ASP:OD2	2.30	0.79
2:J:71:VAL:CG2	2:K:98:GLY:CA	2.57	0.79
2:J:71:VAL:H	2:K:99:ARG:HD2	1.48	0.79
2:J:127:GLU:C	2:K:8:THR:HG21	1.82	0.79
1:B:51:TYR:CZ	1:B:62:LEU:HD13	2.18	0.78
1:C:320:TRP:NE1	1:C:344:VAL:CB	2.46	0.78
1:C:539:ASP:O	1:C:540:ASN:CB	2.27	0.78
1:D:53:LEU:HD21	1:D:63:PHE:HE2	1.46	0.78
1:F:169:VAL:CB	1:F:286:GLU:OE1	2.27	0.78
1:F:183:LEU:HD11	1:F:192:SER:HG	1.46	0.78
2:G:63:PHE:HA	2:H:96:SER:CB	2.13	0.78
2:I:71:VAL:H	2:J:99:ARG:HD2	1.48	0.78
2:K:127:GLU:C	2:L:8:THR:HG21	1.82	0.78
1:B:320:TRP:CD1	1:B:344:VAL:HG22	2.15	0.78
1:C:121:VAL:HG23	1:C:132:LEU:HD22	1.64	0.78
1:C:320:TRP:CE2	1:C:344:VAL:HA	2.19	0.78
1:D:112:TYR:HA	1:D:141:ASP:CB	2.11	0.78
2:H:63:PHE:HA	2:I:96:SER:CB	2.13	0.78
2:I:70:PHE:H	2:J:99:ARG:NE	1.38	0.78
2:I:71:VAL:H	2:J:99:ARG:CD	1.96	0.78
2:J:24:ALA:HB2	2:J:71:VAL:C	2.04	0.78
2:K:24:ALA:HB2	2:K:71:VAL:C	2.04	0.78
2:L:23:MET:CB	2:L:74:MET:CA	2.28	0.78
1:A:113:GLY:N	1:A:141:ASP:CB	2.42	0.78
1:A:355:ARG:CB	1:A:361:PRO:HD2	2.13	0.78

*Continued on next page...*

*Continued from previous page...*

Atom-1	Atom-2	Interatomic distance (Å)	Clash overlap (Å)
1:B:245:ALA:HB1	1:B:265:VAL:HG22	1.66	0.78
1:D:320:TRP:HE1	1:D:344:VAL:CB	1.96	0.78
1:D:355:ARG:CB	1:D:361:PRO:HD2	2.13	0.78
1:E:43:GLU:OE2	1:E:67:GLU:CG	2.30	0.78
1:E:115:VAL:O	1:E:115:VAL:HG13	1.82	0.78
1:F:123:LEU:CB	1:F:128:LEU:HD11	2.13	0.78
2:H:71:VAL:H	2:I:99:ARG:CD	1.96	0.78
2:K:92:LEU:HD13	2:K:104:VAL:HG21	1.64	0.78
1:A:51:TYR:CZ	1:A:62:LEU:HD13	2.18	0.78
1:B:112:TYR:HA	1:B:141:ASP:CB	2.11	0.78
1:D:338:LEU:O	1:D:412:MET:CG	2.30	0.78
1:E:535:ARG:NH2	2:L:135:GLU:HG3	1.97	0.78
1:F:53:LEU:HD21	1:F:63:PHE:HE2	1.46	0.78
1:F:55:ASN:HD22	1:F:58:GLN:CG	1.93	0.78
1:F:449:LEU:HD23	1:F:452:LEU:HD21	1.66	0.78
2:K:71:VAL:N	2:L:99:ARG:HD2	1.98	0.78
1:A:45:GLY:HA2	1:A:111:ILE:CD1	2.14	0.78
1:A:320:TRP:HE1	1:A:344:VAL:CA	1.97	0.78
1:B:123:LEU:CB	1:B:128:LEU:HD11	2.13	0.78
1:B:320:TRP:HE1	1:B:344:VAL:CA	1.97	0.78
1:C:355:ARG:CB	1:C:361:PRO:HD2	2.14	0.78
1:D:123:LEU:CB	1:D:128:LEU:HD11	2.13	0.78
1:E:245:ALA:HB1	1:E:265:VAL:HG22	1.66	0.78
1:E:338:LEU:HD11	1:E:393:ALA:HB1	1.61	0.78
1:F:355:ARG:CB	1:F:361:PRO:HD2	2.14	0.78
2:K:24:ALA:CB	2:K:71:VAL:CA	2.61	0.78
1:B:338:LEU:O	1:B:412:MET:CG	2.30	0.78
1:B:449:LEU:HD23	1:B:452:LEU:HD21	1.66	0.78
1:C:51:TYR:CZ	1:C:62:LEU:HD13	2.18	0.78
1:C:320:TRP:HE1	1:C:344:VAL:CA	1.97	0.78
1:F:43:GLU:OE2	1:F:67:GLU:CD	2.16	0.78
1:F:170:GLU:OE2	1:F:287:GLU:OE1	2.02	0.78
2:K:63:PHE:HA	2:L:96:SER:CB	2.13	0.78
1:A:39:ILE:HD13	1:A:327:PHE:CB	1.96	0.78
1:A:123:LEU:CB	1:A:128:LEU:HD11	2.13	0.78
1:A:320:TRP:NE1	1:A:344:VAL:CB	2.46	0.78
1:C:338:LEU:CD1	1:C:393:ALA:HB1	2.12	0.78
1:D:524:ILE:CG1	2:K:107:TYR:CZ	2.64	0.78
1:E:338:LEU:HD11	1:E:393:ALA:HB2	1.64	0.78
1:F:320:TRP:HE1	1:F:344:VAL:CB	1.96	0.78
1:F:320:TRP:CE2	1:F:344:VAL:HA	2.19	0.78

*Continued on next page...*

*Continued from previous page...*

Atom-1	Atom-2	Interatomic distance (Å)	Clash overlap (Å)
2:G:99:ARG:HD2	2:L:71:VAL:H	1.48	0.78
2:H:24:ALA:HB2	2:H:71:VAL:C	2.04	0.78
2:I:24:ALA:HB2	2:I:71:VAL:C	2.04	0.78
2:I:128:GLU:HG2	2:J:8:THR:CG2	2.12	0.78
2:K:71:VAL:H	2:L:99:ARG:HD2	1.48	0.78
2:L:92:LEU:HD13	2:L:104:VAL:HG21	1.64	0.78
1:A:170:GLU:OE2	1:A:287:GLU:OE1	2.02	0.78
1:B:43:GLU:OE2	1:B:67:GLU:CD	2.16	0.78
1:D:320:TRP:NE1	1:D:344:VAL:CB	2.46	0.78
1:E:338:LEU:CD1	1:E:393:ALA:HB1	2.12	0.78
1:E:504:LEU:CD2	1:E:529:ILE:HG23	2.14	0.78
1:A:43:GLU:OE2	1:A:67:GLU:CD	2.16	0.78
1:B:320:TRP:CE2	1:B:344:VAL:HA	2.19	0.78
1:B:355:ARG:CB	1:B:361:PRO:HD2	2.14	0.78
1:C:245:ALA:HB1	1:C:265:VAL:HG22	1.66	0.78
1:C:449:LEU:HD23	1:C:452:LEU:HD21	1.66	0.78
1:E:320:TRP:NE1	1:E:344:VAL:CB	2.46	0.78
1:E:355:ARG:CB	1:E:361:PRO:HD2	2.14	0.78
2:H:71:VAL:N	2:I:99:ARG:HD2	1.98	0.78
2:H:128:GLU:HA	2:I:8:THR:HG22	1.66	0.78
1:A:320:TRP:CE2	1:A:344:VAL:HA	2.19	0.78
1:A:408:VAL:HA	1:A:409:PRO:CD	2.14	0.78
1:A:449:LEU:HD23	1:A:452:LEU:HD21	1.66	0.78
1:B:408:VAL:HA	1:B:409:PRO:CD	2.14	0.78
1:C:43:GLU:OE2	1:C:67:GLU:CG	2.30	0.78
1:C:338:LEU:O	1:C:412:MET:CG	2.30	0.78
1:C:504:LEU:CD2	1:C:529:ILE:HG23	2.14	0.78
1:D:169:VAL:CB	1:D:286:GLU:OE1	2.26	0.78
1:E:64:ARG:H	1:E:64:ARG:HD3	1.49	0.78
1:E:123:LEU:CB	1:E:128:LEU:HD11	2.13	0.78
1:E:169:VAL:CB	1:E:286:GLU:OE1	2.26	0.78
1:F:166:THR:CG2	1:F:171:HIS:C	2.53	0.78
2:G:70:PHE:N	2:H:99:ARG:CD	2.46	0.78
2:G:96:SER:CB	2:L:63:PHE:HA	2.13	0.78
2:I:70:PHE:N	2:J:99:ARG:CD	2.46	0.78
1:A:437:VAL:HB	1:A:462:PHE:CE1	2.19	0.77
1:B:337:PRO:HG2	1:B:366:VAL:HA	1.67	0.77
1:B:437:VAL:HB	1:B:462:PHE:CE1	2.19	0.77
1:C:39:ILE:HD13	1:C:327:PHE:CB	1.96	0.77
1:C:338:LEU:HD11	1:C:393:ALA:HB2	1.64	0.77
1:C:366:VAL:O	1:C:393:ALA:CB	2.32	0.77

*Continued on next page...*



*Continued from previous page...*

Atom-1	Atom-2	Interatomic distance (Å)	Clash overlap (Å)
1:C:537:LYS:HG3	1:C:545:PHE:HE2	1.33	0.77
1:E:81:ASN:CA	1:E:84:ALA:HB3	2.05	0.77
1:E:110:LYS:CB	1:E:192:SER:HB3	2.09	0.77
1:E:550:VAL:HB	1:E:556:GLY:HA2	1.66	0.77
1:F:64:ARG:H	1:F:64:ARG:HD3	1.50	0.77
1:F:337:PRO:HG2	1:F:366:VAL:HA	1.66	0.77
2:G:71:VAL:N	2:H:99:ARG:HD2	1.98	0.77
1:A:252:PHE:CE2	1:A:257:LYS:HA	2.19	0.77
1:A:366:VAL:O	1:A:393:ALA:CB	2.32	0.77
1:B:566:TYR:CD2	1:B:572:LYS:C	2.23	0.77
1:C:81:ASN:CA	1:C:84:ALA:HB3	2.05	0.77
1:D:166:THR:CG2	1:D:171:HIS:C	2.52	0.77
1:D:320:TRP:CE2	1:D:344:VAL:HA	2.19	0.77
1:E:449:LEU:HD23	1:E:452:LEU:HD21	1.66	0.77
1:E:543:GLN:HE21	1:E:568:ILE:HG23	1.50	0.77
1:F:245:ALA:HB1	1:F:265:VAL:HG22	1.65	0.77
1:F:264:ILE:HG21	1:F:269:GLN:CB	2.11	0.77
1:F:320:TRP:HE1	1:F:344:VAL:CA	1.97	0.77
2:I:63:PHE:HA	2:J:96:SER:CB	2.13	0.77
2:K:70:PHE:HB3	2:L:99:ARG:HG3	1.67	0.77
1:A:504:LEU:CD2	1:A:529:ILE:HG23	2.14	0.77
1:C:392:VAL:HG23	1:C:457:ILE:HG13	1.67	0.77
1:D:43:GLU:OE2	1:D:67:GLU:CG	2.30	0.77
1:D:535:ARG:NH2	2:K:135:GLU:HG3	1.97	0.77
1:D:543:GLN:HE21	1:D:568:ILE:HG23	1.50	0.77
1:E:53:LEU:HD21	1:E:63:PHE:HE2	1.46	0.77
1:E:170:GLU:OE2	1:E:287:GLU:OE1	2.02	0.77
2:G:99:ARG:HD2	2:L:71:VAL:N	1.98	0.77
1:A:64:ARG:HD3	1:A:64:ARG:H	1.49	0.77
1:A:392:VAL:HG23	1:A:457:ILE:HG13	1.67	0.77
1:B:366:VAL:O	1:B:393:ALA:CB	2.32	0.77
1:B:504:LEU:CD2	1:B:529:ILE:HG23	2.14	0.77
1:D:55:ASN:HD22	1:D:58:GLN:CG	1.93	0.77
1:D:150:ILE:CD1	1:D:154:PHE:HE2	1.81	0.77
1:E:437:VAL:CG2	1:E:462:PHE:CZ	2.68	0.77
1:F:51:TYR:CZ	1:F:62:LEU:HD13	2.18	0.77
1:F:264:ILE:HD12	1:F:269:GLN:CG	2.02	0.77
1:F:320:TRP:NE1	1:F:344:VAL:CB	2.46	0.77
2:G:70:PHE:HB3	2:H:99:ARG:HG3	1.67	0.77
2:H:71:VAL:H	2:I:99:ARG:HD2	1.48	0.77
2:H:127:GLU:O	2:I:8:THR:CG2	2.17	0.77

*Continued on next page...*

*Continued from previous page...*

Atom-1	Atom-2	Interatomic distance (Å)	Clash overlap (Å)
2:K:13:GLU:OE1	2:K:27:LYS:HE3	1.85	0.77
1:C:123:LEU:CB	1:C:128:LEU:HD11	2.13	0.77
1:C:535:ARG:NH2	2:J:135:GLU:CG	2.45	0.77
1:D:51:TYR:CZ	1:D:62:LEU:HD13	2.18	0.77
1:D:64:ARG:HD3	1:D:64:ARG:H	1.49	0.77
1:D:449:LEU:HD23	1:D:452:LEU:HD21	1.66	0.77
1:E:51:TYR:CZ	1:E:62:LEU:HD13	2.19	0.77
1:E:166:THR:CG2	1:E:171:HIS:C	2.53	0.77
1:E:320:TRP:HE1	1:E:344:VAL:CB	1.96	0.77
1:F:112:TYR:HA	1:F:141:ASP:CB	2.11	0.77
1:F:366:VAL:O	1:F:393:ALA:CB	2.32	0.77
1:F:504:LEU:CD2	1:F:529:ILE:HG23	2.14	0.77
1:A:166:THR:CG2	1:A:171:HIS:C	2.53	0.77
1:B:166:THR:CG2	1:B:171:HIS:C	2.52	0.77
1:B:170:GLU:OE2	1:B:287:GLU:OE1	2.02	0.77
1:D:366:VAL:O	1:D:393:ALA:CB	2.32	0.77
1:E:112:TYR:HA	1:E:141:ASP:CB	2.11	0.77
1:E:366:VAL:O	1:E:393:ALA:CB	2.32	0.77
1:F:392:VAL:HG23	1:F:457:ILE:HG13	1.67	0.77
2:G:24:ALA:HB2	2:G:71:VAL:C	2.04	0.77
2:G:71:VAL:H	2:H:99:ARG:HD2	1.48	0.77
2:G:92:LEU:HD13	2:G:104:VAL:HG21	1.64	0.77
2:L:13:GLU:OE1	2:L:27:LYS:HE3	1.85	0.77
1:D:338:LEU:HD11	1:D:393:ALA:HB2	1.64	0.77
2:G:128:GLU:HA	2:H:8:THR:HG22	1.66	0.77
1:B:45:GLY:HA2	1:B:111:ILE:CD1	2.14	0.77
1:B:392:VAL:HG23	1:B:457:ILE:HG13	1.67	0.77
1:C:437:VAL:CG2	1:C:462:PHE:CZ	2.68	0.77
1:C:550:VAL:HB	1:C:556:GLY:HA2	1.66	0.77
1:D:392:VAL:HG23	1:D:457:ILE:HG13	1.67	0.77
1:E:337:PRO:HG2	1:E:366:VAL:HA	1.67	0.77
1:E:392:VAL:HG23	1:E:457:ILE:HG13	1.67	0.77
1:F:110:LYS:CB	1:F:192:SER:HB3	2.09	0.77
1:F:550:VAL:HB	1:F:556:GLY:HA2	1.66	0.77
2:H:70:PHE:HB3	2:I:99:ARG:HG3	1.67	0.77
2:J:27:LYS:CE	2:K:95:GLN:O	2.33	0.77
2:J:92:LEU:HD13	2:J:104:VAL:HG21	1.64	0.77
2:L:24:ALA:HB2	2:L:71:VAL:C	2.04	0.77
1:A:245:ALA:HB1	1:A:265:VAL:HG22	1.66	0.77
1:B:320:TRP:HE1	1:B:344:VAL:HG23	1.12	0.77
1:C:111:ILE:O	1:C:189:GLU:CB	2.33	0.77

*Continued on next page...*

*Continued from previous page...*

Atom-1	Atom-2	Interatomic distance (Å)	Clash overlap (Å)
1:C:113:GLY:N	1:C:141:ASP:CB	2.42	0.77
1:C:437:VAL:HB	1:C:462:PHE:CE1	2.20	0.77
1:D:252:PHE:CE2	1:D:257:LYS:HA	2.19	0.77
1:D:320:TRP:HE1	1:D:344:VAL:CA	1.97	0.77
2:G:99:ARG:CD	2:L:70:PHE:CB	2.48	0.77
2:I:23:MET:HB3	2:I:74:MET:CA	2.00	0.77
2:K:27:LYS:CE	2:L:95:GLN:O	2.33	0.77
1:A:320:TRP:HZ2	1:A:344:VAL:HA	1.50	0.77
1:B:524:ILE:HG12	2:I:107:TYR:CE2	2.20	0.77
1:C:166:THR:CG2	1:C:171:HIS:C	2.53	0.77
1:C:252:PHE:CE2	1:C:257:LYS:HA	2.19	0.77
1:D:170:GLU:OE2	1:D:287:GLU:OE1	2.02	0.77
2:G:95:GLN:O	2:L:27:LYS:CE	2.33	0.77
2:H:13:GLU:OE1	2:H:27:LYS:HE3	1.85	0.77
1:B:92:ILE:HD11	1:B:326:LYS:HZ2	1.48	0.76
1:C:170:GLU:OE2	1:C:287:GLU:HA	1.85	0.76
1:C:170:GLU:OE2	1:C:287:GLU:OE1	2.02	0.76
1:C:337:PRO:HG2	1:C:366:VAL:HA	1.66	0.76
1:D:335:ILE:CG1	1:D:362:MET:HE1	2.06	0.76
1:D:504:LEU:CD2	1:D:529:ILE:HG23	2.14	0.76
1:E:174:GLU:O	1:E:175:THR:OG1	2.04	0.76
1:E:264:ILE:HG21	1:E:269:GLN:CB	2.11	0.76
2:G:13:GLU:OE1	2:G:27:LYS:HE3	1.85	0.76
2:J:63:PHE:HA	2:K:96:SER:CB	2.13	0.76
1:B:64:ARG:HD3	1:B:64:ARG:H	1.49	0.76
1:B:550:VAL:HB	1:B:556:GLY:HA2	1.66	0.76
1:C:64:ARG:H	1:C:64:ARG:HD3	1.49	0.76
1:D:245:ALA:HB1	1:D:265:VAL:HG22	1.66	0.76
1:F:252:PHE:CE2	1:F:257:LYS:HA	2.19	0.76
1:F:408:VAL:HA	1:F:409:PRO:CD	2.15	0.76
2:I:27:LYS:CE	2:J:95:GLN:O	2.33	0.76
2:I:70:PHE:HB3	2:J:99:ARG:HG3	1.66	0.76
2:J:130:VAL:N	2:K:6:GLN:CB	2.44	0.76
1:A:150:ILE:CD1	1:A:154:PHE:HE2	1.81	0.76
1:A:183:LEU:HD11	1:A:192:SER:HG	1.50	0.76
1:B:270:LEU:HD22	1:B:274:GLY:CA	2.15	0.76
1:B:338:LEU:HD11	1:B:393:ALA:HB2	1.64	0.76
1:D:170:GLU:OE2	1:D:287:GLU:HA	1.85	0.76
1:E:252:PHE:CE2	1:E:257:LYS:HA	2.19	0.76
1:E:320:TRP:CE2	1:E:344:VAL:HA	2.19	0.76
1:F:47:PRO:N	1:F:111:ILE:HG21	1.62	0.76

*Continued on next page...*

*Continued from previous page...*

Atom-1	Atom-2	Interatomic distance (Å)	Clash overlap (Å)
1:F:437:VAL:HB	1:F:462:PHE:CE1	2.20	0.76
2:I:127:GLU:C	2:J:8:THR:HG21	1.82	0.76
2:J:13:GLU:OE1	2:J:27:LYS:HE3	1.85	0.76
2:J:128:GLU:HA	2:K:8:THR:HG22	1.66	0.76
1:A:550:VAL:HB	1:A:556:GLY:HA2	1.66	0.76
1:C:45:GLY:HA2	1:C:112:TYR:CD1	2.21	0.76
1:D:81:ASN:CA	1:D:84:ALA:HB3	2.05	0.76
1:D:112:TYR:C	1:D:141:ASP:HB3	2.06	0.76
1:F:45:GLY:HA2	1:F:112:TYR:CD1	2.21	0.76
2:I:128:GLU:HA	2:J:8:THR:HG22	1.66	0.76
1:A:60:LYS:O	1:A:64:ARG:CB	2.33	0.76
1:A:335:ILE:HG12	1:A:362:MET:HE3	1.66	0.76
1:A:437:VAL:CG2	1:A:462:PHE:CZ	2.68	0.76
1:B:45:GLY:HA2	1:B:112:TYR:CD1	2.21	0.76
1:C:52:GLU:HG2	1:C:88:LEU:HD21	1.66	0.76
1:D:537:LYS:CG	1:D:545:PHE:HE2	1.84	0.76
1:A:112:TYR:C	1:A:141:ASP:HB3	2.06	0.76
1:B:113:GLY:N	1:B:141:ASP:CB	2.42	0.76
1:C:169:VAL:CB	1:C:286:GLU:OE1	2.27	0.76
1:C:270:LEU:HD22	1:C:274:GLY:CA	2.15	0.76
1:D:437:VAL:CG2	1:D:462:PHE:CZ	2.68	0.76
2:H:102:GLU:HB3	2:H:141:GLU:O	1.86	0.76
2:K:128:GLU:HA	2:L:8:THR:HG22	1.66	0.76
1:A:111:ILE:O	1:A:189:GLU:CB	2.33	0.76
1:A:337:PRO:HG2	1:A:366:VAL:HA	1.66	0.76
1:B:111:ILE:O	1:B:189:GLU:CB	2.32	0.76
1:B:437:VAL:CG2	1:B:462:PHE:CZ	2.68	0.76
1:C:45:GLY:HA2	1:C:111:ILE:CD1	2.14	0.76
1:C:112:TYR:C	1:C:141:ASP:HB3	2.06	0.76
1:D:282:VAL:HG12	1:D:287:GLU:CB	2.16	0.76
1:D:437:VAL:HB	1:D:462:PHE:CE1	2.19	0.76
1:D:550:VAL:HB	1:D:556:GLY:HA2	1.67	0.76
1:E:110:LYS:CB	1:E:190:VAL:O	2.26	0.76
1:F:45:GLY:HA2	1:F:111:ILE:CD1	2.14	0.76
1:F:174:GLU:O	1:F:175:THR:OG1	2.04	0.76
2:H:129:GLU:C	2:I:6:GLN:HB2	1.95	0.76
2:I:13:GLU:OE1	2:I:27:LYS:HE3	1.85	0.76
1:F:437:VAL:CG2	1:F:462:PHE:CZ	2.68	0.76
1:B:134:LEU:HD21	1:B:143:PHE:CD1	2.21	0.76
1:E:338:LEU:CB	1:E:412:MET:HE3	2.15	0.76
1:E:437:VAL:HB	1:E:462:PHE:CE1	2.19	0.76

*Continued on next page...*

*Continued from previous page...*

Atom-1	Atom-2	Interatomic distance (Å)	Clash overlap (Å)
2:G:99:ARG:HG3	2:L:70:PHE:HB3	1.66	0.76
2:H:22:GLU:CB	2:H:70:PHE:CE2	2.50	0.76
2:I:129:GLU:C	2:J:6:GLN:CB	2.28	0.76
1:B:170:GLU:OE2	1:B:287:GLU:HA	1.85	0.76
1:B:252:PHE:CE2	1:B:257:LYS:HA	2.19	0.76
1:C:543:GLN:HE21	1:C:568:ILE:HG23	1.50	0.76
1:D:408:VAL:HA	1:D:409:PRO:CD	2.15	0.76
2:G:8:THR:HG22	2:L:128:GLU:HA	1.66	0.76
2:L:102:GLU:HB3	2:L:141:GLU:O	1.86	0.76
1:A:246:VAL:HG22	1:A:264:ILE:HB	1.69	0.75
1:E:43:GLU:OE2	1:E:67:GLU:CD	2.16	0.75
1:E:55:ASN:HD22	1:E:58:GLN:CG	1.93	0.75
1:E:112:TYR:C	1:E:141:ASP:HB3	2.06	0.75
1:F:536:LYS:HB2	1:F:542:ILE:HD12	1.69	0.75
2:G:27:LYS:CE	2:H:95:GLN:O	2.33	0.75
2:G:95:GLN:CG	2:L:27:LYS:HE2	2.17	0.75
2:J:102:GLU:HB3	2:J:141:GLU:O	1.86	0.75
1:A:34:LYS:HB2	1:A:422:SER:HB3	1.69	0.75
1:A:270:LEU:HD22	1:A:274:GLY:CA	2.15	0.75
1:B:169:VAL:CB	1:B:286:GLU:OE1	2.27	0.75
1:C:408:VAL:HA	1:C:409:PRO:CD	2.15	0.75
1:D:337:PRO:HG2	1:D:366:VAL:HA	1.67	0.75
2:G:27:LYS:HE2	2:H:95:GLN:CG	2.17	0.75
1:A:335:ILE:HB	1:A:364:ALA:HA	1.69	0.75
1:B:34:LYS:HB2	1:B:422:SER:HB3	1.68	0.75
1:B:246:VAL:HG22	1:B:264:ILE:HB	1.69	0.75
1:B:338:LEU:CD1	1:B:393:ALA:HB1	2.12	0.75
1:F:34:LYS:HB2	1:F:422:SER:HB3	1.68	0.75
2:K:102:GLU:HB3	2:K:141:GLU:O	1.86	0.75
1:E:170:GLU:OE2	1:E:287:GLU:HA	1.85	0.75
1:E:270:LEU:HD22	1:E:274:GLY:CA	2.15	0.75
1:F:134:LEU:CD2	1:F:137:ILE:CG2	2.65	0.75
1:F:338:LEU:CD1	1:F:393:ALA:HB1	2.12	0.75
2:G:8:THR:CG2	2:L:128:GLU:HA	2.17	0.75
2:G:22:GLU:CB	2:G:70:PHE:CE2	2.50	0.75
2:G:128:GLU:HA	2:H:8:THR:CG2	2.17	0.75
2:H:27:LYS:CE	2:I:95:GLN:O	2.33	0.75
1:C:545:PHE:O	1:C:545:PHE:CD1	2.39	0.75
1:D:52:GLU:HG2	1:D:88:LEU:HD21	1.66	0.75
1:F:545:PHE:O	1:F:545:PHE:CD1	2.39	0.75
2:J:118:SER:HA	2:K:7:ASN:HD21	1.50	0.75

*Continued on next page...*

*Continued from previous page...*

Atom-1	Atom-2	Interatomic distance (Å)	Clash overlap (Å)
2:K:27:LYS:HE2	2:L:95:GLN:CG	2.17	0.75
1:A:536:LYS:HB2	1:A:542:ILE:HD12	1.69	0.75
1:A:545:PHE:O	1:A:545:PHE:CD1	2.39	0.75
1:B:39:ILE:HD13	1:B:327:PHE:CB	1.96	0.75
1:B:248:VAL:HG22	1:B:262:ASN:OD1	1.87	0.75
1:C:150:ILE:CD1	1:C:154:PHE:HE2	1.81	0.75
1:E:45:GLY:HA2	1:E:112:TYR:CD1	2.21	0.75
1:F:112:TYR:C	1:F:141:ASP:HB3	2.06	0.75
2:G:102:GLU:HB3	2:G:141:GLU:O	1.86	0.75
2:I:63:PHE:CA	2:J:96:SER:CB	2.65	0.75
2:K:127:GLU:C	2:L:8:THR:CB	2.55	0.75
1:A:45:GLY:HA2	1:A:112:TYR:CD1	2.21	0.75
1:A:110:LYS:CB	1:A:192:SER:HB3	2.09	0.75
1:A:248:VAL:HG22	1:A:262:ASN:OD1	1.87	0.75
1:B:112:TYR:C	1:B:141:ASP:HB3	2.06	0.75
1:B:320:TRP:HZ2	1:B:344:VAL:HA	1.50	0.75
1:C:34:LYS:HB2	1:C:422:SER:HB3	1.68	0.75
1:D:270:LEU:HD22	1:D:274:GLY:CA	2.15	0.75
1:E:536:LYS:HB2	1:E:542:ILE:HD12	1.69	0.75
1:F:246:VAL:HG22	1:F:264:ILE:HB	1.68	0.75
2:G:7:ASN:HD21	2:L:118:SER:HA	1.50	0.75
2:H:18:LEU:H	2:H:74:MET:HE1	0.90	0.75
2:H:27:LYS:HE2	2:I:95:GLN:CG	2.17	0.75
2:H:63:PHE:CA	2:I:96:SER:CB	2.65	0.75
1:A:174:GLU:O	1:A:175:THR:OG1	2.04	0.75
1:A:264:ILE:HG21	1:A:269:GLN:CB	2.11	0.75
1:D:545:PHE:O	1:D:545:PHE:CD1	2.39	0.75
1:E:408:VAL:HA	1:E:409:PRO:CD	2.14	0.75
1:A:170:GLU:OE2	1:A:287:GLU:HA	1.85	0.75
1:A:320:TRP:HE1	1:A:344:VAL:HG23	1.12	0.75
1:C:132:LEU:CD1	1:C:148:ASP:HA	2.17	0.75
1:C:366:VAL:HG12	1:C:367:GLY:N	2.02	0.75
1:D:264:ILE:HG21	1:D:269:GLN:CB	2.11	0.75
1:E:320:TRP:HE1	1:E:344:VAL:CA	1.97	0.75
1:F:39:ILE:CA	1:F:326:LYS:HE2	2.16	0.75
1:F:93:GLU:CD	1:F:140:ASP:HB3	2.07	0.75
1:F:501:VAL:HG22	1:F:576:VAL:HG11	1.69	0.75
2:G:127:GLU:C	2:H:8:THR:CB	2.55	0.75
2:I:102:GLU:HB3	2:I:141:GLU:O	1.86	0.75
2:I:128:GLU:HA	2:J:8:THR:CG2	2.17	0.75
2:J:70:PHE:HB3	2:K:99:ARG:HG3	1.67	0.75

*Continued on next page...*

*Continued from previous page...*

Atom-1	Atom-2	Interatomic distance (Å)	Clash overlap (Å)
1:A:132:LEU:CD1	1:A:148:ASP:HA	2.17	0.74
1:A:282:VAL:HG12	1:A:287:GLU:CB	2.16	0.74
1:B:93:GLU:CD	1:B:140:ASP:HB3	2.07	0.74
1:B:132:LEU:CD1	1:B:148:ASP:HA	2.17	0.74
1:B:366:VAL:HG12	1:B:367:GLY:N	2.02	0.74
1:C:60:LYS:O	1:C:64:ARG:CB	2.33	0.74
1:C:252:PHE:CE2	1:C:257:LYS:CB	2.70	0.74
1:D:34:LYS:HB2	1:D:422:SER:HB3	1.69	0.74
1:D:39:ILE:CA	1:D:326:LYS:HE2	2.16	0.74
1:D:113:GLY:N	1:D:141:ASP:CB	2.42	0.74
1:E:52:GLU:HG2	1:E:88:LEU:HD21	1.66	0.74
1:E:92:ILE:CD1	1:E:326:LYS:HZ1	1.97	0.74
1:F:270:LEU:HD22	1:F:274:GLY:CA	2.15	0.74
2:K:118:SER:HA	2:L:7:ASN:HD21	1.50	0.74
1:A:251:VAL:HB	1:A:259:THR:OG1	1.88	0.74
1:A:338:LEU:CD1	1:A:393:ALA:HB1	2.12	0.74
1:A:387:PRO:CG	1:A:390:SER:CB	2.42	0.74
1:B:39:ILE:CA	1:B:326:LYS:HE2	2.16	0.74
1:F:170:GLU:OE2	1:F:287:GLU:HA	1.85	0.74
2:G:118:SER:HA	2:H:7:ASN:HD21	1.50	0.74
1:A:39:ILE:CA	1:A:326:LYS:HE2	2.16	0.74
1:A:501:VAL:HG22	1:A:576:VAL:HG11	1.69	0.74
1:B:252:PHE:CE2	1:B:257:LYS:CB	2.70	0.74
1:C:39:ILE:CA	1:C:326:LYS:HE2	2.16	0.74
1:C:134:LEU:HD21	1:C:143:PHE:CD1	2.21	0.74
1:D:366:VAL:HG12	1:D:367:GLY:N	2.02	0.74
1:E:282:VAL:HG12	1:E:287:GLU:CB	2.16	0.74
1:E:437:VAL:HG23	1:E:462:PHE:HZ	1.52	0.74
1:F:251:VAL:HB	1:F:259:THR:OG1	1.88	0.74
1:F:320:TRP:HD1	1:F:340:SER:CB	2.00	0.74
1:F:335:ILE:HB	1:F:364:ALA:HA	1.69	0.74
2:G:129:GLU:C	2:H:6:GLN:HB2	1.95	0.74
2:H:127:GLU:C	2:I:8:THR:CB	2.55	0.74
1:A:93:GLU:CD	1:A:140:ASP:HB3	2.07	0.74
1:C:93:GLU:CD	1:C:140:ASP:HB3	2.07	0.74
1:D:335:ILE:HB	1:D:364:ALA:HA	1.69	0.74
1:E:45:GLY:HA2	1:E:111:ILE:CD1	2.14	0.74
1:E:338:LEU:C	1:E:412:MET:HE3	2.07	0.74
1:F:76:TRP:CD1	1:F:415:VAL:HG23	2.23	0.74
2:J:127:GLU:C	2:K:8:THR:CB	2.55	0.74
1:A:252:PHE:CE2	1:A:257:LYS:CB	2.70	0.74

*Continued on next page...*

*Continued from previous page...*

Atom-1	Atom-2	Interatomic distance (Å)	Clash overlap (Å)
1:B:92:ILE:CD1	1:B:326:LYS:HZ2	1.87	0.74
1:B:535:ARG:HH22	2:I:135:GLU:HG3	1.45	0.74
1:C:246:VAL:HG22	1:C:264:ILE:HB	1.69	0.74
1:C:320:TRP:CD1	1:C:344:VAL:HG22	2.15	0.74
1:D:536:LYS:HB2	1:D:542:ILE:HD12	1.69	0.74
1:E:76:TRP:CD1	1:E:415:VAL:HG23	2.23	0.74
1:E:499:PHE:HE2	1:E:532:TYR:HH	0.74	0.74
1:F:437:VAL:HG23	1:F:462:PHE:HZ	1.52	0.74
2:G:127:GLU:C	2:H:8:THR:HG21	1.82	0.74
1:A:407:HIS:O	1:A:409:PRO:HD2	1.88	0.74
1:B:76:TRP:CD1	1:B:415:VAL:HG23	2.23	0.74
1:B:251:VAL:HB	1:B:259:THR:OG1	1.88	0.74
1:B:504:LEU:CD2	1:B:529:ILE:HD12	2.18	0.74
1:E:93:GLU:CD	1:E:140:ASP:HB3	2.07	0.74
1:E:134:LEU:CD2	1:E:137:ILE:CG2	2.64	0.74
1:E:134:LEU:HD21	1:E:143:PHE:CD1	2.21	0.74
1:F:90:MET:O	1:F:326:LYS:HE2	1.87	0.74
1:F:504:LEU:CD2	1:F:529:ILE:HD12	2.18	0.74
1:A:134:LEU:CD2	1:A:137:ILE:CG2	2.65	0.74
1:B:264:ILE:HG21	1:B:269:GLN:CB	2.11	0.74
1:D:132:LEU:CD1	1:D:148:ASP:HA	2.17	0.74
1:D:252:PHE:CE2	1:D:257:LYS:CB	2.70	0.74
1:E:39:ILE:CA	1:E:326:LYS:HE2	2.16	0.74
1:E:251:VAL:HB	1:E:259:THR:OG1	1.88	0.74
1:F:338:LEU:HG	1:F:414:ALA:CB	2.17	0.74
2:G:63:PHE:CA	2:H:96:SER:CB	2.65	0.74
1:D:527:ASP:HB3	2:K:136:ASP:CG	2.06	0.74
1:E:501:VAL:HG22	1:E:576:VAL:HG11	1.69	0.74
1:F:132:LEU:CD1	1:F:148:ASP:HA	2.17	0.74
2:J:63:PHE:CA	2:K:96:SER:CB	2.65	0.74
1:A:366:VAL:HG12	1:A:367:GLY:N	2.02	0.74
1:A:504:LEU:CD2	1:A:529:ILE:HD12	2.18	0.74
1:B:134:LEU:CD2	1:B:137:ILE:CG2	2.65	0.74
1:C:504:LEU:CD2	1:C:529:ILE:HD12	2.18	0.74
1:E:338:LEU:HG	1:E:414:ALA:CB	2.17	0.74
1:F:248:VAL:HG22	1:F:262:ASN:OD1	1.87	0.74
1:F:338:LEU:HB3	1:F:412:MET:HE2	1.69	0.74
2:G:6:GLN:CG	2:L:130:VAL:CA	2.50	0.74
2:H:68:SER:OG	2:I:92:LEU:HD23	1.88	0.74
1:B:536:LYS:HB2	1:B:542:ILE:HD12	1.69	0.74
1:D:437:VAL:HG23	1:D:462:PHE:HZ	1.52	0.74

*Continued on next page...*



*Continued from previous page...*

Atom-1	Atom-2	Interatomic distance (Å)	Clash overlap (Å)
1:F:134:LEU:HD21	1:F:143:PHE:CD1	2.21	0.74
2:H:128:GLU:HA	2:I:8:THR:CG2	2.17	0.74
2:I:70:PHE:N	2:J:99:ARG:HD2	2.03	0.74
2:I:127:GLU:C	2:J:8:THR:CB	2.55	0.74
2:J:27:LYS:HE2	2:K:95:GLN:CG	2.17	0.74
1:B:335:ILE:HB	1:B:364:ALA:HA	1.69	0.73
1:C:248:VAL:HG22	1:C:262:ASN:OD1	1.87	0.73
1:C:536:LYS:HB2	1:C:542:ILE:HD12	1.69	0.73
1:D:45:GLY:HA2	1:D:112:TYR:CD1	2.21	0.73
1:A:134:LEU:HD21	1:A:143:PHE:CD1	2.21	0.73
1:A:320:TRP:HD1	1:A:340:SER:CB	2.00	0.73
1:C:76:TRP:CD1	1:C:415:VAL:HG23	2.23	0.73
1:E:51:TYR:CE2	1:E:53:LEU:HD23	2.22	0.73
1:E:335:ILE:HB	1:E:364:ALA:HA	1.69	0.73
1:E:504:LEU:CD2	1:E:529:ILE:HD12	2.18	0.73
1:F:51:TYR:CE2	1:F:53:LEU:HD23	2.22	0.73
2:I:27:LYS:HE2	2:J:95:GLN:CG	2.17	0.73
2:I:68:SER:OG	2:J:92:LEU:HD23	1.88	0.73
2:I:127:GLU:HA	2:J:8:THR:HB	1.70	0.73
2:K:128:GLU:HA	2:L:8:THR:CG2	2.17	0.73
1:A:47:PRO:N	1:A:111:ILE:HG21	1.62	0.73
1:A:51:TYR:CE2	1:A:53:LEU:HD23	2.22	0.73
1:B:117:ASN:OD1	1:B:187:ASP:OD1	2.06	0.73
1:B:543:GLN:HE21	1:B:568:ILE:HG23	1.50	0.73
1:C:264:ILE:HD12	1:C:269:GLN:CG	2.02	0.73
1:C:352:VAL:CG1	1:C:362:MET:CG	2.31	0.73
1:D:246:VAL:HG22	1:D:264:ILE:HB	1.69	0.73
1:D:251:VAL:HB	1:D:259:THR:OG1	1.88	0.73
1:F:252:PHE:CE2	1:F:257:LYS:CB	2.70	0.73
1:B:51:TYR:CE2	1:B:53:LEU:HD23	2.22	0.73
1:C:338:LEU:HG	1:C:414:ALA:CB	2.17	0.73
1:D:39:ILE:HB	1:D:326:LYS:HZ3	1.54	0.73
1:D:93:GLU:CD	1:D:140:ASP:HB3	2.07	0.73
1:D:504:LEU:CD2	1:D:529:ILE:HD12	2.18	0.73
1:E:320:TRP:HD1	1:E:340:SER:CB	2.00	0.73
2:I:118:SER:HA	2:J:7:ASN:HD21	1.50	0.73
2:K:68:SER:OG	2:L:92:LEU:HD23	1.88	0.73
1:A:338:LEU:HD11	1:A:414:ALA:HB2	1.57	0.73
1:B:545:PHE:CD1	1:B:545:PHE:O	2.39	0.73
1:C:51:TYR:CE2	1:C:53:LEU:HD23	2.22	0.73
1:D:51:TYR:CE2	1:D:53:LEU:HD23	2.22	0.73

*Continued on next page...*

*Continued from previous page...*

Atom-1	Atom-2	Interatomic distance (Å)	Clash overlap (Å)
1:D:134:LEU:CD2	1:D:137:ILE:CG2	2.65	0.73
1:D:134:LEU:HD21	1:D:143:PHE:CD1	2.21	0.73
1:D:320:TRP:HD1	1:D:340:SER:CB	2.00	0.73
1:D:537:LYS:CG	1:D:545:PHE:HD2	1.96	0.73
1:E:132:LEU:CD1	1:E:148:ASP:HA	2.17	0.73
1:E:550:VAL:CG1	1:E:556:GLY:HA2	2.19	0.73
1:F:166:THR:HG21	1:F:171:HIS:O	1.86	0.73
1:F:550:VAL:CG1	1:F:556:GLY:HA2	2.19	0.73
2:G:6:GLN:CB	2:L:130:VAL:N	2.44	0.73
2:G:8:THR:CB	2:L:127:GLU:C	2.55	0.73
2:H:127:GLU:HA	2:I:8:THR:HB	1.70	0.73
1:A:264:ILE:HD12	1:A:269:GLN:CG	2.02	0.73
1:B:407:HIS:O	1:B:409:PRO:HD2	1.88	0.73
1:E:366:VAL:HG12	1:E:367:GLY:N	2.02	0.73
1:E:545:PHE:CD1	1:E:545:PHE:O	2.39	0.73
2:G:70:PHE:N	2:H:99:ARG:HD2	2.03	0.73
2:H:70:PHE:N	2:I:99:ARG:HD2	2.03	0.73
1:A:76:TRP:CD1	1:A:415:VAL:HG23	2.23	0.73
1:A:90:MET:O	1:A:326:LYS:HE2	1.87	0.73
1:A:338:LEU:CB	1:A:414:ALA:CB	2.66	0.73
1:B:501:VAL:HG22	1:B:576:VAL:HG11	1.69	0.73
1:B:537:LYS:CG	1:B:545:PHE:HD2	1.96	0.73
1:C:251:VAL:HB	1:C:259:THR:OG1	1.88	0.73
1:C:335:ILE:HB	1:C:364:ALA:HA	1.69	0.73
1:D:248:VAL:HG22	1:D:262:ASN:OD1	1.87	0.73
1:E:45:GLY:HA2	1:E:91:ARG:HD2	1.71	0.73
1:E:113:GLY:N	1:E:141:ASP:CB	2.42	0.73
1:E:166:THR:HG21	1:E:171:HIS:O	1.86	0.73
1:E:246:VAL:HG22	1:E:264:ILE:HB	1.69	0.73
1:E:248:VAL:HG22	1:E:262:ASN:OD1	1.87	0.73
1:F:45:GLY:HA2	1:F:91:ARG:HD2	1.71	0.73
1:F:52:GLU:HG2	1:F:88:LEU:HD21	1.66	0.73
1:A:437:VAL:HG23	1:A:462:PHE:HZ	1.52	0.73
1:B:39:ILE:CD1	1:B:327:PHE:HA	2.03	0.73
1:B:90:MET:O	1:B:326:LYS:HE2	1.87	0.73
1:C:267:PHE:O	1:C:268:GLU:CB	2.33	0.73
1:C:366:VAL:O	1:C:393:ALA:HB3	1.89	0.73
1:D:90:MET:O	1:D:326:LYS:HE2	1.87	0.73
1:F:60:LYS:O	1:F:64:ARG:CB	2.33	0.73
2:G:68:SER:OG	2:H:92:LEU:HD23	1.88	0.73
2:G:92:LEU:HD23	2:L:68:SER:OG	1.88	0.73

*Continued on next page...*

*Continued from previous page...*

Atom-1	Atom-2	Interatomic distance (Å)	Clash overlap (Å)
2:G:96:SER:CB	2:L:63:PHE:CA	2.65	0.73
2:J:70:PHE:N	2:K:99:ARG:HD2	2.03	0.73
1:B:112:TYR:CA	1:B:141:ASP:HB2	2.06	0.73
1:B:550:VAL:CG1	1:B:556:GLY:HA2	2.19	0.73
1:E:366:VAL:O	1:E:393:ALA:HB3	1.89	0.73
1:F:117:ASN:OD1	1:F:187:ASP:OD1	2.06	0.73
1:F:553:ILE:HD12	1:F:555:GLU:HB2	1.71	0.73
1:A:45:GLY:HA2	1:A:91:ARG:HD2	1.71	0.73
1:C:501:VAL:HG22	1:C:576:VAL:HG11	1.69	0.73
1:D:117:ASN:OD1	1:D:187:ASP:OD1	2.06	0.73
1:E:90:MET:O	1:E:326:LYS:HE2	1.87	0.73
1:F:150:ILE:CD1	1:F:154:PHE:HE2	1.81	0.73
1:F:282:VAL:HG12	1:F:287:GLU:CB	2.16	0.73
2:G:99:ARG:HD2	2:L:70:PHE:N	2.03	0.73
1:B:366:VAL:O	1:B:393:ALA:HB3	1.89	0.72
1:C:437:VAL:HG23	1:C:462:PHE:HZ	1.52	0.72
1:D:39:ILE:HD13	1:D:327:PHE:CB	1.96	0.72
1:F:338:LEU:HD11	1:F:393:ALA:HB1	1.61	0.72
2:K:24:ALA:CB	2:K:71:VAL:HG13	1.91	0.72
2:K:63:PHE:CA	2:L:96:SER:CB	2.65	0.72
1:B:267:PHE:O	1:B:268:GLU:CB	2.33	0.72
1:C:39:ILE:HB	1:C:326:LYS:NZ	2.05	0.72
1:C:117:ASN:OD1	1:C:187:ASP:OD1	2.06	0.72
1:C:320:TRP:HZ2	1:C:344:VAL:CA	1.98	0.72
1:C:320:TRP:HD1	1:C:340:SER:CB	2.00	0.72
1:D:45:GLY:HA2	1:D:111:ILE:CD1	2.14	0.72
1:D:501:VAL:HG22	1:D:576:VAL:HG11	1.69	0.72
2:G:8:THR:HB	2:L:127:GLU:HA	1.70	0.72
1:A:47:PRO:CB	1:A:93:GLU:CD	2.37	0.72
1:B:264:ILE:HD12	1:B:269:GLN:CG	2.02	0.72
1:C:76:TRP:O	1:C:415:VAL:HG21	1.80	0.72
1:D:39:ILE:HB	1:D:326:LYS:NZ	2.05	0.72
1:D:550:VAL:CG1	1:D:556:GLY:HA2	2.19	0.72
2:K:68:SER:HB2	2:L:139:VAL:HG11	1.71	0.72
1:A:543:GLN:HE21	1:A:568:ILE:HG23	1.50	0.72
1:B:320:TRP:HD1	1:B:340:SER:CB	2.00	0.72
1:D:264:ILE:HD12	1:D:269:GLN:CG	2.02	0.72
1:E:335:ILE:HG12	1:E:362:MET:HE3	1.69	0.72
1:F:366:VAL:HG12	1:F:367:GLY:N	2.02	0.72
1:B:45:GLY:HA2	1:B:91:ARG:HD2	1.71	0.72
1:C:174:GLU:O	1:C:175:THR:OG1	2.04	0.72

*Continued on next page...*

*Continued from previous page...*

Atom-1	Atom-2	Interatomic distance (Å)	Clash overlap (Å)
1:D:76:TRP:CD1	1:D:415:VAL:HG23	2.23	0.72
1:D:338:LEU:HG	1:D:414:ALA:CB	2.17	0.72
1:E:39:ILE:HB	1:E:326:LYS:NZ	2.04	0.72
1:E:111:ILE:O	1:E:189:GLU:CB	2.33	0.72
1:E:252:PHE:CE2	1:E:257:LYS:CB	2.70	0.72
1:E:553:ILE:HD12	1:E:555:GLU:HB2	1.71	0.72
1:F:39:ILE:HB	1:F:326:LYS:HZ3	1.54	0.72
1:F:113:GLY:N	1:F:141:ASP:CB	2.42	0.72
1:F:537:LYS:CB	1:F:545:PHE:CD2	2.72	0.72
2:K:70:PHE:N	2:L:99:ARG:HD2	2.03	0.72
1:A:338:LEU:HG	1:A:414:ALA:CB	2.17	0.72
1:A:553:ILE:HD12	1:A:555:GLU:HB2	1.72	0.72
1:B:437:VAL:HG23	1:B:462:PHE:HZ	1.52	0.72
1:B:496:ALA:O	1:B:500:LEU:HD23	1.90	0.72
1:C:407:HIS:O	1:C:409:PRO:HD2	1.88	0.72
1:C:499:PHE:HE2	1:C:532:TYR:HH	0.73	0.72
1:C:537:LYS:CB	1:C:545:PHE:CD2	2.72	0.72
1:D:110:LYS:CB	1:D:190:VAL:O	2.27	0.72
1:D:111:ILE:O	1:D:189:GLU:CB	2.32	0.72
1:D:407:HIS:O	1:D:409:PRO:HD2	1.88	0.72
1:D:537:LYS:CB	1:D:545:PHE:CD2	2.72	0.72
1:F:39:ILE:HB	1:F:326:LYS:NZ	2.04	0.72
2:J:89:GLN:HG3	2:J:105:THR:HG22	1.72	0.72
1:A:338:LEU:HB3	1:A:412:MET:HE2	1.72	0.72
1:A:496:ALA:O	1:A:500:LEU:HD23	1.90	0.72
1:B:60:LYS:O	1:B:64:ARG:CB	2.33	0.72
1:B:335:ILE:HG12	1:B:362:MET:HE3	1.68	0.72
1:C:550:VAL:CG1	1:C:556:GLY:HA2	2.19	0.72
1:F:496:ALA:O	1:F:500:LEU:HD23	1.90	0.72
1:F:535:ARG:NH2	2:G:135:GLU:CD	2.41	0.72
2:G:68:SER:HB2	2:H:139:VAL:HG11	1.71	0.72
2:H:68:SER:HB2	2:I:139:VAL:HG11	1.71	0.72
1:A:550:VAL:CG1	1:A:556:GLY:HA2	2.19	0.72
1:B:537:LYS:CB	1:B:545:PHE:CD2	2.72	0.72
1:C:512:PHE:HE1	1:C:517:THR:OG1	1.73	0.72
2:G:130:VAL:CG2	2:H:6:GLN:HB3	2.20	0.72
1:B:174:GLU:O	1:B:175:THR:OG1	2.04	0.72
1:B:491:MET:O	1:B:493:VAL:CG2	2.38	0.72
1:C:491:MET:O	1:C:493:VAL:CG2	2.38	0.72
1:D:366:VAL:O	1:D:393:ALA:HB3	1.89	0.72
1:D:512:PHE:HE1	1:D:517:THR:OG1	1.73	0.72

*Continued on next page...*

*Continued from previous page...*

Atom-1	Atom-2	Interatomic distance (Å)	Clash overlap (Å)
1:E:496:ALA:O	1:E:500:LEU:HD23	1.90	0.72
2:G:6:GLN:HB3	2:L:130:VAL:CG2	2.20	0.72
2:J:68:SER:OG	2:K:92:LEU:HD23	1.88	0.72
2:L:23:MET:HB3	2:L:74:MET:H	1.55	0.72
1:A:112:TYR:CA	1:A:141:ASP:HB2	2.06	0.72
1:A:275:GLU:O	1:A:277:PRO:HD3	1.90	0.72
1:B:39:ILE:HB	1:B:326:LYS:NZ	2.04	0.72
1:C:175:THR:O	1:C:176:GLN:HB2	1.89	0.72
1:D:45:GLY:HA2	1:D:91:ARG:HD2	1.71	0.72
1:B:282:VAL:HG12	1:B:287:GLU:CB	2.16	0.71
1:C:134:LEU:CD2	1:C:137:ILE:CG2	2.65	0.71
1:F:366:VAL:O	1:F:393:ALA:HB3	1.89	0.71
2:K:63:PHE:O	2:L:94:ASP:OD1	2.08	0.71
2:K:89:GLN:HG3	2:K:105:THR:HG22	1.72	0.71
2:L:89:GLN:HG3	2:L:105:THR:HG22	1.72	0.71
1:A:282:VAL:HG13	1:A:287:GLU:OE2	1.89	0.71
1:A:491:MET:O	1:A:493:VAL:CG2	2.38	0.71
1:A:537:LYS:CB	1:A:545:PHE:CD2	2.72	0.71
1:B:282:VAL:HG13	1:B:287:GLU:OE2	1.89	0.71
1:C:537:LYS:HB3	1:C:545:PHE:CE2	2.26	0.71
1:D:175:THR:O	1:D:176:GLN:HB2	1.89	0.71
1:E:44:GLY:HA2	1:E:189:GLU:OE1	1.90	0.71
1:E:117:ASN:OD1	1:E:187:ASP:OD1	2.06	0.71
1:F:111:ILE:O	1:F:189:GLU:CB	2.33	0.71
1:F:335:ILE:HG12	1:F:362:MET:HE3	1.70	0.71
2:H:130:VAL:CG2	2:I:6:GLN:HB3	2.20	0.71
2:H:130:VAL:CA	2:I:6:GLN:HB3	2.19	0.71
2:I:18:LEU:H	2:I:74:MET:HE1	0.88	0.71
1:A:39:ILE:HB	1:A:326:LYS:NZ	2.04	0.71
1:A:51:TYR:CZ	1:A:62:LEU:CD1	2.73	0.71
1:A:60:LYS:HG3	1:A:64:ARG:O	1.91	0.71
1:A:175:THR:O	1:A:176:GLN:HB2	1.89	0.71
1:A:426:ILE:HG13	1:A:495:GLU:HB3	1.71	0.71
1:B:110:LYS:CB	1:B:192:SER:HB3	2.09	0.71
1:B:532:TYR:OH	1:B:536:LYS:CE	2.39	0.71
1:C:51:TYR:CZ	1:C:62:LEU:CD1	2.73	0.71
1:C:275:GLU:O	1:C:277:PRO:HD3	1.90	0.71
1:C:355:ARG:C	1:C:361:PRO:HD2	2.11	0.71
1:C:532:TYR:OH	1:C:536:LYS:CE	2.39	0.71
1:D:496:ALA:O	1:D:500:LEU:HD23	1.90	0.71
1:E:532:TYR:OH	1:E:536:LYS:CE	2.39	0.71

*Continued on next page...*

*Continued from previous page...*

Atom-1	Atom-2	Interatomic distance (Å)	Clash overlap (Å)
1:F:60:LYS:HG3	1:F:64:ARG:O	1.90	0.71
1:F:175:THR:O	1:F:176:GLN:HB2	1.89	0.71
1:F:282:VAL:HG13	1:F:287:GLU:OE2	1.89	0.71
1:F:437:VAL:HB	1:F:462:PHE:HE1	1.55	0.71
2:H:89:GLN:HG3	2:H:105:THR:HG22	1.72	0.71
2:H:118:SER:HA	2:I:7:ASN:HD21	1.50	0.71
2:I:89:GLN:HG3	2:I:105:THR:HG22	1.72	0.71
2:J:127:GLU:HA	2:K:8:THR:HB	1.70	0.71
1:A:44:GLY:HA2	1:A:189:GLU:OE1	1.91	0.71
1:C:45:GLY:HA2	1:C:91:ARG:HD2	1.71	0.71
1:C:252:PHE:HA	1:C:256:GLU:O	1.91	0.71
1:C:282:VAL:HG13	1:C:287:GLU:OE2	1.89	0.71
1:D:44:GLY:HA2	1:D:189:GLU:OE1	1.91	0.71
1:D:282:VAL:HG13	1:D:287:GLU:OE2	1.89	0.71
2:G:127:GLU:HA	2:H:8:THR:HB	1.70	0.71
1:A:43:GLU:O	1:A:188:GLN:CG	2.39	0.71
1:A:464:ARG:O	1:A:465:ASN:CB	2.39	0.71
1:C:39:ILE:HB	1:C:326:LYS:HZ3	1.55	0.71
1:C:496:ALA:O	1:C:500:LEU:HD23	1.90	0.71
1:D:174:GLU:O	1:D:175:THR:OG1	2.04	0.71
1:E:275:GLU:O	1:E:277:PRO:HD3	1.90	0.71
1:E:426:ILE:HG13	1:E:495:GLU:HB3	1.72	0.71
2:G:89:GLN:HG3	2:G:105:THR:HG22	1.72	0.71
1:A:499:PHE:HE2	1:A:532:TYR:HH	0.72	0.71
1:B:44:GLY:HA2	1:B:189:GLU:OE1	1.91	0.71
1:B:428:GLU:O	1:B:429:SER:CB	2.38	0.71
1:C:45:GLY:CA	1:C:111:ILE:HG13	2.11	0.71
1:C:426:ILE:HG13	1:C:495:GLU:HB3	1.72	0.71
1:E:60:LYS:HG3	1:E:64:ARG:O	1.91	0.71
1:F:275:GLU:O	1:F:277:PRO:HD3	1.90	0.71
2:I:130:VAL:N	2:J:6:GLN:CB	2.44	0.71
1:A:110:LYS:CB	1:A:190:VAL:O	2.26	0.71
1:A:366:VAL:O	1:A:393:ALA:HB3	1.89	0.71
1:A:437:VAL:HB	1:A:462:PHE:HE1	1.55	0.71
1:C:90:MET:O	1:C:326:LYS:HE2	1.87	0.71
1:D:524:ILE:CG1	2:K:107:TYR:CE2	2.70	0.71
1:E:60:LYS:O	1:E:64:ARG:CB	2.33	0.71
1:E:282:VAL:HG13	1:E:287:GLU:OE2	1.89	0.71
1:E:428:GLU:O	1:E:429:SER:CB	2.38	0.71
1:E:537:LYS:CB	1:E:545:PHE:CD2	2.72	0.71
1:F:44:GLY:HA2	1:F:189:GLU:OE1	1.91	0.71

*Continued on next page...*

*Continued from previous page...*

Atom-1	Atom-2	Interatomic distance (Å)	Clash overlap (Å)
1:A:39:ILE:HB	1:A:326:LYS:HZ3	1.55	0.71
1:A:166:THR:HG21	1:A:171:HIS:O	1.86	0.71
1:A:527:ASP:CB	2:H:136:ASP:OD2	2.39	0.71
1:B:275:GLU:O	1:B:277:PRO:HD3	1.90	0.71
1:B:338:LEU:HG	1:B:414:ALA:CB	2.17	0.71
1:B:512:PHE:HE1	1:B:517:THR:OG1	1.73	0.71
1:D:166:THR:HG21	1:D:171:HIS:O	1.86	0.71
1:D:428:GLU:O	1:D:429:SER:CB	2.38	0.71
1:E:320:TRP:HZ2	1:E:344:VAL:CA	1.97	0.71
1:F:532:TYR:OH	1:F:536:LYS:CE	2.39	0.71
2:I:68:SER:HB2	2:J:139:VAL:HG11	1.71	0.71
2:I:130:VAL:CG2	2:J:6:GLN:HB3	2.20	0.71
1:A:245:ALA:HB1	1:A:265:VAL:CG2	2.21	0.71
1:B:426:ILE:HG13	1:B:495:GLU:HB3	1.72	0.71
1:B:553:ILE:HD12	1:B:555:GLU:HB2	1.72	0.71
1:C:428:GLU:O	1:C:429:SER:CB	2.38	0.71
1:D:275:GLU:O	1:D:277:PRO:HD3	1.90	0.71
1:F:34:LYS:HG3	1:F:34:LYS:O	1.91	0.71
2:K:23:MET:HB3	2:K:74:MET:H	1.55	0.71
2:K:127:GLU:HA	2:L:8:THR:HB	1.70	0.71
1:A:154:PHE:CZ	1:A:199:ALA:HB2	2.20	0.71
1:C:43:GLU:O	1:C:188:GLN:CG	2.39	0.71
1:C:112:TYR:CA	1:C:141:ASP:CG	2.58	0.71
1:D:252:PHE:HA	1:D:256:GLU:O	1.91	0.71
1:D:267:PHE:O	1:D:268:GLU:CB	2.33	0.71
1:E:537:LYS:HB3	1:E:545:PHE:CE2	2.25	0.71
1:F:426:ILE:HG13	1:F:495:GLU:HB3	1.72	0.71
1:F:543:GLN:HE21	1:F:568:ILE:HG23	1.50	0.71
2:G:23:MET:HB3	2:G:74:MET:H	1.55	0.71
2:G:63:PHE:O	2:H:94:ASP:OD1	2.08	0.71
2:H:130:VAL:CA	2:I:6:GLN:CG	2.50	0.71
1:A:92:ILE:HD13	1:A:323:LYS:CB	2.21	0.70
1:B:39:ILE:HB	1:B:326:LYS:HZ3	1.55	0.70
1:B:51:TYR:CZ	1:B:62:LEU:CD1	2.73	0.70
1:C:110:LYS:CB	1:C:192:SER:HB3	2.09	0.70
1:C:437:VAL:HB	1:C:462:PHE:HE1	1.55	0.70
1:D:355:ARG:C	1:D:361:PRO:HD2	2.11	0.70
1:D:532:TYR:OH	1:D:536:LYS:CE	2.39	0.70
1:E:320:TRP:CD1	1:E:340:SER:CB	2.74	0.70
1:F:92:ILE:HD13	1:F:323:LYS:CB	2.21	0.70
1:F:338:LEU:HD11	1:F:414:ALA:HB2	1.57	0.70

*Continued on next page...*

*Continued from previous page...*

Atom-1	Atom-2	Interatomic distance (Å)	Clash overlap (Å)
2:J:63:PHE:O	2:K:94:ASP:OD1	2.08	0.70
1:A:34:LYS:O	1:A:34:LYS:HG3	1.91	0.70
1:A:90:MET:O	1:A:326:LYS:HE3	1.92	0.70
1:A:252:PHE:HA	1:A:256:GLU:O	1.91	0.70
1:A:532:TYR:OH	1:A:536:LYS:CE	2.39	0.70
1:B:355:ARG:C	1:B:361:PRO:HD2	2.11	0.70
1:C:47:PRO:CB	1:C:93:GLU:CD	2.37	0.70
1:C:245:ALA:HB1	1:C:265:VAL:CG2	2.21	0.70
1:C:535:ARG:NH2	2:J:135:GLU:OE1	2.25	0.70
1:D:52:GLU:CG	1:D:88:LEU:HD23	2.16	0.70
1:D:553:ILE:HD12	1:D:555:GLU:HB2	1.71	0.70
1:E:90:MET:O	1:E:326:LYS:HE3	1.92	0.70
1:F:90:MET:O	1:F:326:LYS:HE3	1.91	0.70
1:F:491:MET:O	1:F:493:VAL:CG2	2.38	0.70
2:G:139:VAL:HG11	2:L:68:SER:HB2	1.71	0.70
2:J:68:SER:HB2	2:K:139:VAL:HG11	1.71	0.70
1:C:44:GLY:HA2	1:C:189:GLU:OE1	1.91	0.70
1:C:282:VAL:HG12	1:C:287:GLU:CB	2.16	0.70
1:D:51:TYR:CZ	1:D:62:LEU:CD1	2.73	0.70
1:D:60:LYS:O	1:D:64:ARG:CB	2.33	0.70
1:D:245:ALA:HB1	1:D:265:VAL:CG2	2.21	0.70
1:D:426:ILE:HG13	1:D:495:GLU:HB3	1.71	0.70
1:E:175:THR:O	1:E:176:GLN:HB2	1.89	0.70
1:E:417:LEU:HD13	1:E:458:ILE:HG21	1.74	0.70
1:E:491:MET:O	1:E:493:VAL:CG2	2.38	0.70
1:F:320:TRP:CD1	1:F:340:SER:CB	2.74	0.70
1:F:428:GLU:O	1:F:429:SER:CB	2.38	0.70
1:A:428:GLU:O	1:A:429:SER:CB	2.38	0.70
1:B:43:GLU:O	1:B:188:GLN:CG	2.39	0.70
1:B:417:LEU:HD13	1:B:458:ILE:HG21	1.74	0.70
1:B:464:ARG:O	1:B:465:ASN:CB	2.39	0.70
1:C:464:ARG:O	1:C:465:ASN:CB	2.39	0.70
1:D:491:MET:O	1:D:493:VAL:CG2	2.38	0.70
1:F:512:PHE:HE1	1:F:517:THR:OG1	1.73	0.70
1:A:512:PHE:HE1	1:A:517:THR:OG1	1.73	0.70
1:C:34:LYS:HG3	1:C:34:LYS:O	1.91	0.70
1:D:399:VAL:CG2	1:D:411:TYR:CE1	2.75	0.70
1:E:34:LYS:HG3	1:E:34:LYS:O	1.91	0.70
1:E:464:ARG:O	1:E:465:ASN:CB	2.39	0.70
1:F:43:GLU:O	1:F:188:GLN:CG	2.39	0.70
1:F:355:ARG:C	1:F:361:PRO:HD2	2.11	0.70

*Continued on next page...*



*Continued from previous page...*

Atom-1	Atom-2	Interatomic distance (Å)	Clash overlap (Å)
1:B:252:PHE:HA	1:B:256:GLU:O	1.91	0.70
1:B:338:LEU:CA	1:B:412:MET:HE2	2.22	0.70
1:C:417:LEU:HD13	1:C:458:ILE:HG21	1.74	0.70
1:D:34:LYS:O	1:D:34:LYS:HG3	1.91	0.70
1:D:524:ILE:HG12	2:K:107:TYR:OH	1.90	0.70
1:D:537:LYS:HB3	1:D:545:PHE:CE2	2.26	0.70
1:E:43:GLU:O	1:E:188:GLN:CG	2.39	0.70
1:E:51:TYR:CZ	1:E:62:LEU:CD1	2.73	0.70
1:E:252:PHE:HA	1:E:256:GLU:O	1.91	0.70
1:F:252:PHE:HA	1:F:256:GLU:O	1.91	0.70
2:G:94:ASP:OD1	2:L:63:PHE:O	2.08	0.70
1:A:267:PHE:O	1:A:268:GLU:CB	2.33	0.70
1:A:338:LEU:CA	1:A:412:MET:HE2	2.22	0.70
1:C:399:VAL:CG2	1:C:411:TYR:CE1	2.75	0.70
1:D:51:TYR:HE2	1:D:62:LEU:CD1	2.05	0.70
1:E:512:PHE:HE1	1:E:517:THR:OG1	1.73	0.70
1:F:338:LEU:CA	1:F:412:MET:HE2	2.22	0.70
2:I:63:PHE:O	2:J:94:ASP:OD1	2.08	0.70
1:B:175:THR:O	1:B:176:GLN:HB2	1.89	0.70
1:B:452:LEU:O	1:B:457:ILE:HG22	1.92	0.70
1:B:499:PHE:HE2	1:B:532:TYR:HH	0.70	0.70
1:E:399:VAL:CG2	1:E:411:TYR:CE1	2.75	0.70
1:A:34:LYS:HB2	1:A:422:SER:CA	2.22	0.70
1:A:452:LEU:O	1:A:457:ILE:HG22	1.92	0.70
1:B:34:LYS:HB2	1:B:422:SER:CA	2.22	0.70
1:B:52:GLU:CG	1:B:88:LEU:HD23	2.16	0.70
1:D:60:LYS:HG3	1:D:64:ARG:O	1.91	0.70
1:F:417:LEU:HD13	1:F:458:ILE:HG21	1.74	0.70
2:H:24:ALA:HB2	2:H:71:VAL:HA	1.72	0.70
2:J:128:GLU:HA	2:K:8:THR:CG2	2.17	0.70
1:A:355:ARG:C	1:A:361:PRO:HD2	2.11	0.70
1:B:34:LYS:HG3	1:B:34:LYS:O	1.91	0.70
1:C:60:LYS:HG3	1:C:64:ARG:O	1.91	0.70
1:C:553:ILE:HD12	1:C:555:GLU:HB2	1.71	0.70
1:D:417:LEU:HD13	1:D:458:ILE:HG21	1.74	0.70
1:A:537:LYS:HB3	1:A:545:PHE:CE2	2.25	0.69
1:B:245:ALA:HB1	1:B:265:VAL:CG2	2.21	0.69
1:B:504:LEU:HD23	1:B:529:ILE:HD12	1.74	0.69
1:C:52:GLU:CG	1:C:88:LEU:HD23	2.16	0.69
1:C:452:LEU:O	1:C:457:ILE:HG22	1.92	0.69
1:D:92:ILE:HD13	1:D:323:LYS:CB	2.21	0.69

*Continued on next page...*

*Continued from previous page...*

Atom-1	Atom-2	Interatomic distance (Å)	Clash overlap (Å)
1:E:245:ALA:HB1	1:E:265:VAL:CG2	2.21	0.69
2:K:58:THR:HG22	2:K:59:GLY:N	2.07	0.69
2:L:58:THR:HG22	2:L:59:GLY:N	2.07	0.69
1:B:501:VAL:CG2	1:B:576:VAL:HG11	2.22	0.69
1:C:34:LYS:HB2	1:C:422:SER:CA	2.22	0.69
1:E:175:THR:OG1	1:E:198:GLY:HA2	1.93	0.69
1:E:501:VAL:CG2	1:E:576:VAL:HG11	2.22	0.69
2:G:130:VAL:CA	2:H:6:GLN:HB3	2.19	0.69
2:H:130:VAL:HA	2:I:6:GLN:HB2	1.74	0.69
2:I:130:VAL:CA	2:J:6:GLN:HB3	2.19	0.69
1:A:110:LYS:NZ	1:A:113:GLY:HA3	2.08	0.69
1:A:254:ASP:O	1:A:255:LEU:HB2	1.92	0.69
1:A:417:LEU:HD13	1:A:458:ILE:HG21	1.74	0.69
1:B:254:ASP:O	1:B:255:LEU:HB2	1.92	0.69
1:C:264:ILE:HG21	1:C:269:GLN:CB	2.11	0.69
1:C:504:LEU:HD23	1:C:529:ILE:HD12	1.74	0.69
1:D:32:SER:HB3	1:D:426:ILE:CB	2.21	0.69
1:D:501:VAL:CG2	1:D:576:VAL:HG11	2.22	0.69
1:E:51:TYR:HE2	1:E:62:LEU:CD1	2.05	0.69
1:F:34:LYS:HB2	1:F:422:SER:CA	2.22	0.69
1:F:282:VAL:C	1:F:287:GLU:CB	2.52	0.69
1:F:464:ARG:O	1:F:465:ASN:CB	2.39	0.69
1:F:537:LYS:O	1:F:537:LYS:HD3	1.93	0.69
2:J:128:GLU:CA	2:K:8:THR:HG22	2.21	0.69
1:B:60:LYS:HG3	1:B:64:ARG:O	1.91	0.69
1:C:110:LYS:CB	1:C:190:VAL:O	2.26	0.69
1:D:320:TRP:CD1	1:D:340:SER:CB	2.74	0.69
1:D:437:VAL:HB	1:D:462:PHE:HE1	1.55	0.69
2:H:63:PHE:O	2:I:94:ASP:OD1	2.08	0.69
2:L:18:LEU:H	2:L:74:MET:HE1	0.87	0.69
1:A:504:LEU:HD23	1:A:529:ILE:HD12	1.74	0.69
1:C:92:ILE:HD13	1:C:323:LYS:CB	2.21	0.69
1:C:501:VAL:CG2	1:C:576:VAL:HG11	2.22	0.69
1:C:528:PHE:CZ	2:J:107:TYR:CG	2.80	0.69
1:D:452:LEU:O	1:D:457:ILE:HG22	1.92	0.69
1:E:92:ILE:HD13	1:E:323:LYS:CB	2.21	0.69
1:F:110:LYS:NZ	1:F:113:GLY:HA3	2.08	0.69
1:F:245:ALA:HB1	1:F:265:VAL:CG2	2.21	0.69
1:F:399:VAL:CG2	1:F:411:TYR:CE1	2.75	0.69
1:F:409:PRO:HB2	1:F:411:TYR:CZ	2.27	0.69
2:G:8:THR:HG22	2:L:128:GLU:CA	2.21	0.69

*Continued on next page...*

*Continued from previous page...*

Atom-1	Atom-2	Interatomic distance (Å)	Clash overlap (Å)
2:G:18:LEU:H	2:G:74:MET:HE1	0.87	0.69
2:I:130:VAL:HA	2:J:6:GLN:HB2	1.74	0.69
1:A:52:GLU:HG2	1:A:88:LEU:HD21	1.66	0.69
1:A:175:THR:OG1	1:A:198:GLY:HA2	1.93	0.69
1:B:537:LYS:HB3	1:B:545:PHE:CE2	2.25	0.69
1:C:51:TYR:HE2	1:C:62:LEU:CD1	2.05	0.69
1:C:107:ILE:CB	1:C:193:TYR:CD2	2.69	0.69
1:E:92:ILE:HD11	1:E:326:LYS:HZ2	1.36	0.69
1:F:452:LEU:O	1:F:457:ILE:HG22	1.92	0.69
1:F:550:VAL:HG13	1:F:551:GLN:O	1.92	0.69
2:G:6:GLN:HB3	2:L:130:VAL:CA	2.19	0.69
2:G:27:LYS:CD	2:H:95:GLN:HG3	2.23	0.69
2:G:58:THR:HG22	2:G:59:GLY:N	2.07	0.69
1:A:271:ASN:N	1:A:277:PRO:HD3	2.08	0.69
1:C:83:THR:OG1	1:C:419:GLY:HA3	1.93	0.69
1:D:83:THR:OG1	1:D:419:GLY:HA3	1.93	0.69
1:E:437:VAL:HB	1:E:462:PHE:HE1	1.55	0.69
1:E:452:LEU:HD12	1:E:453:ASN:H	1.56	0.69
1:F:47:PRO:HB3	1:F:93:GLU:CG	2.23	0.69
2:H:23:MET:O	2:H:74:MET:CB	2.40	0.69
1:A:47:PRO:HB3	1:A:93:GLU:CG	2.23	0.69
1:A:320:TRP:CD1	1:A:340:SER:CB	2.74	0.69
1:A:452:LEU:HD12	1:A:453:ASN:H	1.56	0.69
1:A:501:VAL:HG13	1:A:578:LEU:HD11	1.75	0.69
1:B:45:GLY:CA	1:B:111:ILE:HG13	2.11	0.69
1:B:92:ILE:HD13	1:B:323:LYS:CB	2.21	0.69
1:B:271:ASN:N	1:B:277:PRO:HD3	2.08	0.69
1:B:399:VAL:CG2	1:B:411:TYR:CE1	2.75	0.69
1:B:409:PRO:HB2	1:B:411:TYR:CZ	2.27	0.69
1:B:437:VAL:HB	1:B:462:PHE:HE1	1.55	0.69
1:B:501:VAL:HG13	1:B:578:LEU:HD11	1.75	0.69
1:B:537:LYS:O	1:B:537:LYS:HD3	1.93	0.69
1:C:501:VAL:HG13	1:C:578:LEU:HD11	1.75	0.69
1:D:43:GLU:O	1:D:188:GLN:CG	2.39	0.69
1:D:110:LYS:NZ	1:D:113:GLY:HA3	2.08	0.69
1:E:34:LYS:HB2	1:E:422:SER:HB3	1.69	0.69
1:E:47:PRO:HB3	1:E:93:GLU:CG	2.23	0.69
1:E:355:ARG:C	1:E:361:PRO:HD2	2.11	0.69
1:E:409:PRO:HB2	1:E:411:TYR:CZ	2.27	0.69
1:F:51:TYR:CZ	1:F:62:LEU:CD1	2.73	0.69
1:F:175:THR:OG1	1:F:198:GLY:HA2	1.93	0.69

*Continued on next page...*

*Continued from previous page...*

Atom-1	Atom-2	Interatomic distance (Å)	Clash overlap (Å)
1:F:452:LEU:HD12	1:F:453:ASN:H	1.56	0.69
2:J:58:THR:HG22	2:J:59:GLY:N	2.07	0.69
2:J:130:VAL:CG2	2:K:6:GLN:HB3	2.20	0.69
2:K:130:VAL:CG2	2:L:6:GLN:HB3	2.20	0.69
1:A:83:THR:OG1	1:A:419:GLY:HA3	1.93	0.69
1:B:83:THR:OG1	1:B:419:GLY:HA3	1.93	0.69
1:B:107:ILE:CB	1:B:193:TYR:CD2	2.69	0.69
1:B:320:TRP:HZ2	1:B:344:VAL:CA	1.97	0.69
1:D:175:THR:OG1	1:D:198:GLY:HA2	1.93	0.69
1:E:550:VAL:HG13	1:E:551:GLN:O	1.93	0.69
1:F:537:LYS:HB3	1:F:545:PHE:CE2	2.26	0.69
2:H:27:LYS:CD	2:I:95:GLN:HG3	2.23	0.69
2:J:18:LEU:H	2:J:74:MET:HE1	0.87	0.69
2:K:18:LEU:H	2:K:74:MET:HE1	0.86	0.69
1:A:79:ASN:HB2	1:A:433:LYS:HD3	1.75	0.69
1:A:399:VAL:CG2	1:A:411:TYR:CE1	2.75	0.69
1:A:550:VAL:HG13	1:A:551:GLN:O	1.93	0.69
1:C:110:LYS:NZ	1:C:113:GLY:HA3	2.08	0.69
1:C:175:THR:OG1	1:C:198:GLY:HA2	1.93	0.69
1:D:452:LEU:HD12	1:D:453:ASN:H	1.56	0.69
1:D:550:VAL:HG13	1:D:551:GLN:O	1.93	0.69
1:E:270:LEU:C	1:E:277:PRO:HD3	2.14	0.69
2:G:130:VAL:HA	2:H:6:GLN:HB2	1.74	0.69
2:H:128:GLU:N	2:I:8:THR:HG22	1.97	0.69
2:I:128:GLU:CA	2:J:8:THR:HG22	2.21	0.69
2:J:27:LYS:CD	2:K:95:GLN:HG3	2.23	0.69
2:J:130:VAL:CG2	2:K:6:GLN:CB	2.68	0.69
1:B:452:LEU:HD12	1:B:453:ASN:H	1.56	0.68
1:C:184:LYS:O	1:C:186:GLY:HA2	1.93	0.68
1:D:184:LYS:O	1:D:186:GLY:HA2	1.93	0.68
1:D:537:LYS:O	1:D:537:LYS:HD3	1.92	0.68
1:E:254:ASP:O	1:E:255:LEU:HB2	1.92	0.68
1:E:452:LEU:O	1:E:457:ILE:HG22	1.92	0.68
1:F:83:THR:OG1	1:F:419:GLY:HA3	1.93	0.68
1:F:271:ASN:N	1:F:277:PRO:HD3	2.08	0.68
2:H:18:LEU:HB2	2:H:74:MET:HE3	1.75	0.68
2:K:27:LYS:CD	2:L:95:GLN:HG3	2.23	0.68
1:A:320:TRP:CE2	1:A:344:VAL:HG22	2.28	0.68
1:C:80:PRO:CG	1:C:415:VAL:HG22	2.23	0.68
1:D:504:LEU:HD23	1:D:529:ILE:HD12	1.74	0.68
1:E:34:LYS:HB2	1:E:422:SER:CA	2.22	0.68

*Continued on next page...*

*Continued from previous page...*

Atom-1	Atom-2	Interatomic distance (Å)	Clash overlap (Å)
1:F:107:ILE:CB	1:F:193:TYR:CD2	2.69	0.68
1:F:270:LEU:C	1:F:277:PRO:HD3	2.14	0.68
1:F:499:PHE:HE2	1:F:532:TYR:HH	0.69	0.68
2:G:127:GLU:O	2:H:8:THR:CG2	2.17	0.68
1:A:184:LYS:O	1:A:186:GLY:HA2	1.93	0.68
1:A:409:PRO:HB2	1:A:411:TYR:CZ	2.27	0.68
1:A:537:LYS:O	1:A:537:LYS:HD3	1.93	0.68
1:C:282:VAL:C	1:C:287:GLU:CB	2.52	0.68
1:D:34:LYS:HB2	1:D:422:SER:CA	2.22	0.68
1:F:338:LEU:CB	1:F:414:ALA:CB	2.66	0.68
2:I:58:THR:HG22	2:I:59:GLY:N	2.07	0.68
2:I:130:VAL:HG22	2:J:6:GLN:HG3	1.73	0.68
1:A:501:VAL:CG2	1:A:576:VAL:HG11	2.22	0.68
1:C:166:THR:HG21	1:C:171:HIS:O	1.86	0.68
1:C:537:LYS:CG	1:C:545:PHE:HD2	1.96	0.68
1:D:499:PHE:HE2	1:D:532:TYR:HH	0.69	0.68
1:E:267:PHE:O	1:E:268:GLU:CB	2.33	0.68
1:F:79:ASN:HB2	1:F:433:LYS:HD3	1.75	0.68
1:F:110:LYS:CB	1:F:190:VAL:O	2.26	0.68
1:F:114:ASN:HA	1:F:137:ILE:CD1	2.24	0.68
1:F:184:LYS:O	1:F:186:GLY:HA2	1.93	0.68
1:F:254:ASP:O	1:F:255:LEU:HB2	1.92	0.68
1:F:407:HIS:CD2	1:F:408:VAL:O	2.47	0.68
2:G:95:GLN:HG3	2:L:27:LYS:CD	2.23	0.68
2:H:58:THR:HG22	2:H:59:GLY:N	2.07	0.68
1:B:110:LYS:NZ	1:B:113:GLY:HA3	2.08	0.68
1:C:550:VAL:HG13	1:C:551:GLN:O	1.93	0.68
1:D:270:LEU:C	1:D:277:PRO:HD3	2.14	0.68
1:E:537:LYS:O	1:E:537:LYS:HD3	1.93	0.68
1:F:504:LEU:HD23	1:F:529:ILE:HD12	1.74	0.68
2:G:6:GLN:CB	2:L:130:VAL:CG2	2.68	0.68
1:A:407:HIS:CD2	1:A:408:VAL:O	2.47	0.68
1:C:258:GLN:C	1:C:259:THR:HG23	2.14	0.68
1:C:452:LEU:HD12	1:C:453:ASN:H	1.56	0.68
1:E:110:LYS:NZ	1:E:113:GLY:HA3	2.08	0.68
1:F:320:TRP:CE2	1:F:344:VAL:HG22	2.28	0.68
2:H:23:MET:HB3	2:H:74:MET:H	1.55	0.68
2:H:23:MET:CB	2:H:74:MET:HA	2.24	0.68
2:I:130:VAL:CG2	2:J:6:GLN:CB	2.68	0.68
1:A:338:LEU:HB3	1:A:412:MET:CE	2.24	0.68
1:B:47:PRO:HB3	1:B:93:GLU:CG	2.23	0.68

*Continued on next page...*

*Continued from previous page...*

Atom-1	Atom-2	Interatomic distance (Å)	Clash overlap (Å)
1:B:79:ASN:HB2	1:B:433:LYS:HD3	1.75	0.68
1:B:258:GLN:C	1:B:259:THR:HG23	2.14	0.68
1:B:320:TRP:CE2	1:B:344:VAL:HG22	2.28	0.68
1:B:338:LEU:HB3	1:B:412:MET:CE	2.23	0.68
1:C:121:VAL:HG22	1:C:181:LEU:HD13	1.76	0.68
1:C:254:ASP:O	1:C:255:LEU:HB2	1.92	0.68
1:C:271:ASN:N	1:C:277:PRO:HD3	2.08	0.68
1:C:537:LYS:O	1:C:537:LYS:HD3	1.93	0.68
1:E:140:ASP:O	1:E:141:ASP:CB	2.42	0.68
1:F:267:PHE:O	1:F:268:GLU:CB	2.33	0.68
1:F:319:THR:HG23	1:F:322:ASP:H	1.59	0.68
1:F:501:VAL:CG2	1:F:576:VAL:HG11	2.22	0.68
2:J:130:VAL:CA	2:K:6:GLN:HB3	2.19	0.68
2:K:16:LEU:HD21	2:K:24:ALA:HB3	1.76	0.68
1:A:270:LEU:C	1:A:277:PRO:HD3	2.14	0.68
1:C:270:LEU:C	1:C:277:PRO:HD3	2.14	0.68
1:C:320:TRP:CD1	1:C:340:SER:CB	2.74	0.68
1:C:409:PRO:HB2	1:C:411:TYR:CZ	2.27	0.68
1:D:47:PRO:HB3	1:D:93:GLU:CG	2.23	0.68
1:D:254:ASP:O	1:D:255:LEU:HB2	1.92	0.68
1:D:320:TRP:CE2	1:D:344:VAL:HG22	2.28	0.68
1:D:409:PRO:HB2	1:D:411:TYR:CZ	2.27	0.68
1:E:32:SER:HB3	1:E:426:ILE:CB	2.21	0.68
1:E:76:TRP:O	1:E:415:VAL:HG21	1.80	0.68
1:F:338:LEU:HB3	1:F:412:MET:CE	2.24	0.68
2:G:16:LEU:HD21	2:G:24:ALA:HB3	1.76	0.68
2:G:23:MET:O	2:G:74:MET:CB	2.40	0.68
2:H:16:LEU:HD21	2:H:24:ALA:HB3	1.76	0.68
2:K:70:PHE:CB	2:L:99:ARG:CG	2.70	0.68
1:A:32:SER:HB3	1:A:426:ILE:CB	2.21	0.68
1:D:110:LYS:CB	1:D:192:SER:HB3	2.09	0.68
1:D:140:ASP:O	1:D:141:ASP:CB	2.42	0.68
1:D:464:ARG:O	1:D:465:ASN:CB	2.39	0.68
1:D:501:VAL:HG13	1:D:578:LEU:HD11	1.75	0.68
1:E:39:ILE:HB	1:E:326:LYS:HZ3	1.57	0.68
1:E:83:THR:OG1	1:E:419:GLY:HA3	1.93	0.68
1:E:121:VAL:HG22	1:E:181:LEU:HD13	1.76	0.68
1:F:140:ASP:O	1:F:141:ASP:CB	2.42	0.68
1:F:320:TRP:HZ2	1:F:344:VAL:CA	1.98	0.68
2:K:58:THR:HG22	2:K:59:GLY:H	1.59	0.68
2:L:23:MET:O	2:L:74:MET:CB	2.40	0.68

*Continued on next page...*

*Continued from previous page...*

Atom-1	Atom-2	Interatomic distance (Å)	Clash overlap (Å)
1:A:140:ASP:O	1:A:141:ASP:CB	2.42	0.68
1:B:550:VAL:HG13	1:B:551:GLN:O	1.93	0.68
1:D:121:VAL:HG22	1:D:181:LEU:HD13	1.76	0.68
1:D:407:HIS:CD2	1:D:408:VAL:O	2.47	0.68
1:E:407:HIS:CD2	1:E:408:VAL:O	2.47	0.68
1:E:504:LEU:HD23	1:E:529:ILE:HD12	1.74	0.68
2:K:23:MET:O	2:K:74:MET:CB	2.40	0.68
1:A:45:GLY:N	1:A:112:TYR:CD1	2.62	0.67
1:B:140:ASP:O	1:B:141:ASP:CB	2.42	0.67
1:B:320:TRP:CD1	1:B:340:SER:CB	2.74	0.67
1:B:338:LEU:CB	1:B:414:ALA:CB	2.66	0.67
1:D:319:THR:HG23	1:D:322:ASP:H	1.59	0.67
1:E:271:ASN:N	1:E:277:PRO:HD3	2.08	0.67
1:F:447:ILE:HA	1:F:450:ASP:OD2	1.95	0.67
2:G:129:GLU:C	2:H:6:GLN:CB	2.28	0.67
2:L:16:LEU:HD21	2:L:24:ALA:HB3	1.76	0.67
1:A:447:ILE:HA	1:A:450:ASP:OD2	1.95	0.67
1:B:175:THR:OG1	1:B:198:GLY:HA2	1.93	0.67
1:B:184:LYS:O	1:B:186:GLY:HA2	1.93	0.67
1:C:320:TRP:CE2	1:C:344:VAL:HG22	2.28	0.67
1:E:447:ILE:HA	1:E:450:ASP:OD2	1.95	0.67
1:E:537:LYS:CG	1:E:545:PHE:HD2	1.96	0.67
1:F:528:PHE:CE1	2:G:107:TYR:HB3	2.30	0.67
2:J:58:THR:HG22	2:J:59:GLY:H	1.59	0.67
2:K:128:GLU:CA	2:L:8:THR:HG22	2.21	0.67
1:B:32:SER:HB3	1:B:426:ILE:CB	2.21	0.67
1:B:407:HIS:CD2	1:B:408:VAL:O	2.47	0.67
1:C:45:GLY:N	1:C:112:TYR:CD1	2.63	0.67
1:C:407:HIS:CD2	1:C:408:VAL:O	2.47	0.67
1:D:154:PHE:CZ	1:D:199:ALA:HB2	2.20	0.67
1:D:338:LEU:HD11	1:D:414:ALA:HB2	1.57	0.67
1:F:501:VAL:HG13	1:F:578:LEU:HD11	1.75	0.67
1:B:55:ASN:ND2	1:B:58:GLN:HG2	2.06	0.67
1:B:80:PRO:CG	1:B:415:VAL:HG22	2.23	0.67
1:B:121:VAL:HG22	1:B:181:LEU:HD13	1.76	0.67
1:B:121:VAL:CG2	1:B:132:LEU:HD22	2.25	0.67
1:B:166:THR:HG21	1:B:171:HIS:O	1.86	0.67
1:B:447:ILE:HA	1:B:450:ASP:OD2	1.95	0.67
1:C:34:LYS:CG	1:C:34:LYS:O	2.43	0.67
1:C:528:PHE:HZ	2:J:107:TYR:CB	1.98	0.67
1:D:45:GLY:N	1:D:112:TYR:CD1	2.63	0.67

*Continued on next page...*

*Continued from previous page...*

Atom-1	Atom-2	Interatomic distance (Å)	Clash overlap (Å)
1:E:501:VAL:HG13	1:E:578:LEU:HD11	1.75	0.67
2:G:99:ARG:CG	2:L:70:PHE:CB	2.69	0.67
2:I:27:LYS:CD	2:J:95:GLN:HG3	2.23	0.67
2:J:16:LEU:HD21	2:J:24:ALA:HB3	1.76	0.67
1:A:121:VAL:CG2	1:A:132:LEU:HD22	2.25	0.67
1:A:258:GLN:C	1:A:259:THR:HG23	2.14	0.67
1:B:52:GLU:HG2	1:B:88:LEU:HD21	1.66	0.67
1:B:110:LYS:CE	1:B:113:GLY:CA	2.51	0.67
1:C:319:THR:HG23	1:C:322:ASP:H	1.59	0.67
1:C:524:ILE:HG12	2:J:107:TYR:OH	1.94	0.67
1:D:79:ASN:HB2	1:D:433:LYS:HD3	1.75	0.67
2:G:6:GLN:HB2	2:L:130:VAL:HA	1.74	0.67
1:A:319:THR:HG23	1:A:322:ASP:H	1.59	0.67
1:B:365:ILE:HG12	1:B:391:LEU:HB2	1.77	0.67
1:C:335:ILE:HG12	1:C:362:MET:HE3	1.76	0.67
1:D:121:VAL:CG2	1:D:132:LEU:HD22	2.25	0.67
1:D:271:ASN:N	1:D:277:PRO:HD3	2.08	0.67
1:E:79:ASN:HB2	1:E:433:LYS:HD3	1.75	0.67
1:E:121:VAL:CG2	1:E:132:LEU:HD22	2.25	0.67
1:E:184:LYS:O	1:E:186:GLY:HA2	1.93	0.67
1:E:338:LEU:CG	1:E:414:ALA:HB3	2.17	0.67
1:F:45:GLY:N	1:F:112:TYR:CD1	2.63	0.67
2:J:23:MET:HB3	2:J:74:MET:H	1.55	0.67
1:B:34:LYS:CG	1:B:34:LYS:O	2.43	0.67
1:B:51:TYR:HE2	1:B:62:LEU:CD1	2.05	0.67
1:B:270:LEU:C	1:B:277:PRO:HD3	2.14	0.67
1:C:47:PRO:HB3	1:C:93:GLU:CG	2.23	0.67
1:C:447:ILE:HA	1:C:450:ASP:OD2	1.95	0.67
1:D:447:ILE:HA	1:D:450:ASP:OD2	1.94	0.67
1:F:34:LYS:CG	1:F:34:LYS:O	2.43	0.67
1:F:55:ASN:ND2	1:F:58:GLN:HG2	2.06	0.67
2:H:25:HIS:CG	2:I:98:GLY:CA	2.78	0.67
1:A:34:LYS:CG	1:A:34:LYS:O	2.43	0.67
1:A:394:ASN:HD22	1:A:459:SER:HA	1.60	0.67
1:B:282:VAL:C	1:B:287:GLU:CB	2.52	0.67
1:B:319:THR:HG23	1:B:322:ASP:H	1.59	0.67
1:C:55:ASN:ND2	1:C:58:GLN:HG2	2.06	0.67
1:D:34:LYS:CG	1:D:34:LYS:O	2.43	0.67
1:E:394:ASN:HD22	1:E:459:SER:HA	1.59	0.67
2:K:24:ALA:HB2	2:K:71:VAL:HA	1.72	0.67
1:A:51:TYR:HE2	1:A:53:LEU:CD2	2.08	0.67

*Continued on next page...*



*Continued from previous page...*

Atom-1	Atom-2	Interatomic distance (Å)	Clash overlap (Å)
1:B:45:GLY:N	1:B:112:TYR:CD1	2.63	0.67
1:D:365:ILE:HG12	1:D:391:LEU:HB2	1.77	0.67
1:E:320:TRP:CE2	1:E:344:VAL:HG22	2.28	0.67
1:F:121:VAL:HG22	1:F:181:LEU:HD13	1.76	0.67
2:G:25:HIS:CG	2:H:98:GLY:CA	2.78	0.67
2:I:16:LEU:HD21	2:I:24:ALA:HB3	1.76	0.67
2:I:25:HIS:CG	2:J:98:GLY:CA	2.78	0.67
2:L:58:THR:HG22	2:L:59:GLY:H	1.59	0.67
1:B:34:LYS:HE3	1:B:85:GLY:N	2.10	0.67
1:C:79:ASN:HB2	1:C:433:LYS:HD3	1.75	0.67
1:E:34:LYS:HE3	1:E:85:GLY:N	2.10	0.67
1:E:112:TYR:CA	1:E:141:ASP:CG	2.58	0.67
1:E:338:LEU:CB	1:E:414:ALA:CB	2.66	0.67
1:E:365:ILE:HG12	1:E:391:LEU:HB2	1.77	0.67
1:E:528:PHE:HZ	2:L:107:TYR:HB3	1.58	0.67
1:F:394:ASN:HD22	1:F:459:SER:HA	1.60	0.67
2:G:128:GLU:CA	2:H:8:THR:HG22	2.21	0.67
2:I:23:MET:CB	2:I:74:MET:HA	2.24	0.67
2:J:116:ILE:HA	2:J:119:LEU:HD13	1.77	0.67
2:L:24:ALA:HB2	2:L:71:VAL:HA	1.72	0.67
1:D:114:ASN:OD1	1:D:115:VAL:N	2.28	0.66
1:F:51:TYR:HE2	1:F:53:LEU:CD2	2.08	0.66
1:A:365:ILE:HG12	1:A:391:LEU:HB2	1.77	0.66
1:C:365:ILE:HG12	1:C:391:LEU:HB2	1.77	0.66
1:D:524:ILE:CG1	2:K:107:TYR:OH	2.43	0.66
1:E:110:LYS:CE	1:E:113:GLY:CA	2.51	0.66
1:F:258:GLN:C	1:F:259:THR:HG23	2.14	0.66
2:J:70:PHE:CB	2:K:99:ARG:CG	2.69	0.66
1:B:394:ASN:HD22	1:B:459:SER:HA	1.60	0.66
1:C:114:ASN:OD1	1:C:115:VAL:N	2.28	0.66
1:D:258:GLN:C	1:D:259:THR:HG23	2.14	0.66
1:E:45:GLY:N	1:E:112:TYR:CD1	2.63	0.66
2:J:24:ALA:HB2	2:J:71:VAL:HA	1.72	0.66
1:B:44:GLY:HA2	1:B:189:GLU:CD	2.16	0.66
1:D:34:LYS:HE3	1:D:85:GLY:N	2.10	0.66
1:D:51:TYR:HE2	1:D:53:LEU:CD2	2.08	0.66
1:D:258:GLN:O	1:D:259:THR:CG2	2.44	0.66
1:E:258:GLN:C	1:E:259:THR:HG23	2.14	0.66
1:E:319:THR:HG23	1:E:322:ASP:H	1.59	0.66
1:E:338:LEU:CA	1:E:412:MET:HE3	2.25	0.66
1:F:275:GLU:O	1:F:277:PRO:CD	2.44	0.66

*Continued on next page...*

*Continued from previous page...*

Atom-1	Atom-2	Interatomic distance (Å)	Clash overlap (Å)
2:G:24:ALA:HB2	2:G:71:VAL:HA	1.72	0.66
2:G:58:THR:HG22	2:G:59:GLY:H	1.59	0.66
2:H:130:VAL:CG2	2:I:6:GLN:CB	2.68	0.66
2:I:58:THR:HG22	2:I:59:GLY:H	1.59	0.66
1:A:121:VAL:HG22	1:A:181:LEU:HD13	1.76	0.66
1:C:93:GLU:CB	1:C:140:ASP:CG	2.50	0.66
1:C:497:ASN:ND2	1:C:574:ILE:HG21	2.11	0.66
1:D:107:ILE:CB	1:D:193:TYR:CD2	2.69	0.66
1:D:110:LYS:CE	1:D:113:GLY:CA	2.51	0.66
1:E:497:ASN:ND2	1:E:574:ILE:HG21	2.11	0.66
2:I:23:MET:HB3	2:I:74:MET:H	1.55	0.66
2:I:116:ILE:HA	2:I:119:LEU:HD13	1.77	0.66
1:A:34:LYS:HE3	1:A:85:GLY:N	2.10	0.66
1:A:51:TYR:HE2	1:A:62:LEU:CD1	2.05	0.66
1:A:280:VAL:O	1:A:284:ALA:HB2	1.96	0.66
1:C:34:LYS:HE3	1:C:85:GLY:N	2.10	0.66
1:C:44:GLY:HA2	1:C:189:GLU:CD	2.16	0.66
1:C:51:TYR:HE2	1:C:53:LEU:CD2	2.08	0.66
1:E:258:GLN:O	1:E:259:THR:CG2	2.44	0.66
2:G:98:GLY:CA	2:L:25:HIS:CG	2.78	0.66
2:G:130:VAL:CG2	2:H:6:GLN:CB	2.68	0.66
2:I:128:GLU:N	2:J:8:THR:HG22	1.96	0.66
2:J:25:HIS:CG	2:K:98:GLY:CA	2.78	0.66
2:K:116:ILE:HA	2:K:119:LEU:HD13	1.77	0.66
1:A:80:PRO:CG	1:A:415:VAL:HG22	2.23	0.66
1:B:51:TYR:HE2	1:B:53:LEU:CD2	2.08	0.66
1:C:121:VAL:CG2	1:C:132:LEU:HD22	2.25	0.66
1:C:258:GLN:O	1:C:259:THR:CG2	2.44	0.66
1:C:275:GLU:O	1:C:277:PRO:CD	2.44	0.66
1:D:51:TYR:HE2	1:D:62:LEU:HD12	1.61	0.66
1:D:55:ASN:ND2	1:D:58:GLN:HG2	2.06	0.66
1:D:394:ASN:HD22	1:D:459:SER:HA	1.59	0.66
1:E:40:GLY:H	1:E:326:LYS:CE	2.08	0.66
1:F:32:SER:HB3	1:F:426:ILE:CB	2.21	0.66
1:F:45:GLY:CA	1:F:111:ILE:HG13	2.11	0.66
1:F:80:PRO:CG	1:F:415:VAL:HG22	2.23	0.66
1:A:497:ASN:ND2	1:A:574:ILE:HG21	2.11	0.66
1:B:518:ILE:HG13	1:B:521:SER:H	1.61	0.66
1:E:51:TYR:HE2	1:E:62:LEU:HD12	1.61	0.66
1:F:40:GLY:H	1:F:326:LYS:CE	2.08	0.66
1:F:258:GLN:O	1:F:259:THR:CG2	2.44	0.66

*Continued on next page...*

*Continued from previous page...*

Atom-1	Atom-2	Interatomic distance (Å)	Clash overlap (Å)
1:F:497:ASN:ND2	1:F:574:ILE:HG21	2.11	0.66
2:J:23:MET:O	2:J:74:MET:CB	2.40	0.66
1:A:45:GLY:CA	1:A:111:ILE:HG13	2.12	0.66
1:A:55:ASN:ND2	1:A:58:GLN:HG2	2.06	0.66
1:A:258:GLN:O	1:A:259:THR:CG2	2.44	0.66
1:A:275:GLU:O	1:A:277:PRO:CD	2.44	0.66
1:B:258:GLN:O	1:B:259:THR:CG2	2.44	0.66
1:C:64:ARG:H	1:C:64:ARG:CD	2.07	0.66
1:E:34:LYS:CG	1:E:34:LYS:O	2.43	0.66
1:E:80:PRO:CG	1:E:415:VAL:HG22	2.23	0.66
1:F:44:GLY:HA2	1:F:189:GLU:CD	2.16	0.66
1:F:113:GLY:HA3	1:F:143:PHE:HE1	1.61	0.66
1:F:365:ILE:HG12	1:F:391:LEU:HB2	1.77	0.66
1:F:407:HIS:O	1:F:409:PRO:HD2	1.88	0.66
1:A:44:GLY:HA2	1:A:189:GLU:CD	2.16	0.66
1:B:39:ILE:HD12	1:B:327:PHE:N	2.11	0.66
1:C:113:GLY:HA3	1:C:143:PHE:HE1	1.61	0.66
1:D:497:ASN:ND2	1:D:574:ILE:HG21	2.11	0.66
1:E:51:TYR:HE2	1:E:53:LEU:CD2	2.08	0.66
1:E:338:LEU:O	1:E:412:MET:HE2	1.95	0.66
1:F:39:ILE:HD12	1:F:327:PHE:N	2.11	0.66
1:F:528:PHE:CZ	2:G:107:TYR:HB3	2.31	0.66
2:G:70:PHE:CB	2:H:99:ARG:CG	2.69	0.66
2:K:25:HIS:CG	2:L:98:GLY:CA	2.78	0.66
2:K:130:VAL:CA	2:L:6:GLN:HB3	2.19	0.66
1:B:90:MET:O	1:B:326:LYS:HE3	1.91	0.65
1:B:114:ASN:OD1	1:B:115:VAL:N	2.28	0.65
1:C:518:ILE:HG13	1:C:521:SER:H	1.61	0.65
1:E:338:LEU:HB3	1:E:412:MET:CE	2.23	0.65
1:F:34:LYS:HE3	1:F:85:GLY:N	2.10	0.65
1:F:280:VAL:O	1:F:284:ALA:HB2	1.96	0.65
2:G:8:THR:CB	2:L:127:GLU:CA	2.75	0.65
2:K:130:VAL:CA	2:L:6:GLN:CG	2.50	0.65
1:A:107:ILE:CB	1:A:193:TYR:CD2	2.70	0.65
1:B:113:GLY:HA3	1:B:143:PHE:HE1	1.61	0.65
1:B:497:ASN:ND2	1:B:574:ILE:HG21	2.11	0.65
1:C:114:ASN:HA	1:C:137:ILE:CD1	2.24	0.65
1:D:39:ILE:HD12	1:D:327:PHE:N	2.11	0.65
1:D:80:PRO:CG	1:D:415:VAL:HG22	2.23	0.65
1:D:275:GLU:O	1:D:277:PRO:CD	2.44	0.65
1:E:39:ILE:HD12	1:E:327:PHE:N	2.11	0.65

*Continued on next page...*

*Continued from previous page...*

Atom-1	Atom-2	Interatomic distance (Å)	Clash overlap (Å)
2:H:58:THR:HG22	2:H:59:GLY:H	1.59	0.65
1:D:64:ARG:H	1:D:64:ARG:CD	2.07	0.65
1:D:132:LEU:CG	1:D:148:ASP:CA	2.55	0.65
1:D:320:TRP:HZ2	1:D:344:VAL:CA	1.98	0.65
1:F:121:VAL:CG2	1:F:132:LEU:HD22	2.25	0.65
2:G:116:ILE:HA	2:G:119:LEU:HD13	1.77	0.65
1:D:134:LEU:HA	1:D:146:VAL:HG12	1.79	0.65
2:H:130:VAL:HG22	2:I:6:GLN:HG3	1.73	0.65
2:J:68:SER:CA	2:K:102:GLU:CD	2.64	0.65
1:A:134:LEU:HA	1:A:146:VAL:HG12	1.79	0.65
1:A:370:PHE:HA	1:A:373:SER:HB2	1.78	0.65
1:B:134:LEU:HA	1:B:146:VAL:HG12	1.79	0.65
1:B:275:GLU:O	1:B:277:PRO:CD	2.44	0.65
1:B:280:VAL:O	1:B:284:ALA:HB2	1.96	0.65
1:B:363:ARG:HD3	1:B:391:LEU:HD12	1.78	0.65
1:C:90:MET:O	1:C:326:LYS:HE3	1.91	0.65
1:D:40:GLY:H	1:D:326:LYS:CE	2.08	0.65
1:E:114:ASN:OD1	1:E:115:VAL:N	2.28	0.65
1:E:512:PHE:CE1	1:E:517:THR:OG1	2.50	0.65
2:J:120:ASP:C	2:K:33:VAL:H	2.00	0.65
2:K:23:MET:HB2	2:K:74:MET:HA	1.77	0.65
1:C:39:ILE:HD12	1:C:327:PHE:N	2.11	0.65
1:C:394:ASN:HD22	1:C:459:SER:HA	1.60	0.65
1:D:282:VAL:C	1:D:287:GLU:CB	2.52	0.65
1:F:166:THR:HG23	1:F:171:HIS:C	2.15	0.65
1:A:40:GLY:H	1:A:326:LYS:CE	2.08	0.65
1:B:110:LYS:CB	1:B:190:VAL:O	2.26	0.65
1:B:512:PHE:CE1	1:B:517:THR:OG1	2.50	0.65
1:C:134:LEU:HA	1:C:146:VAL:HG12	1.79	0.65
1:D:90:MET:O	1:D:326:LYS:HE3	1.92	0.65
1:E:407:HIS:O	1:E:409:PRO:HD2	1.88	0.65
1:F:132:LEU:CG	1:F:148:ASP:CA	2.55	0.65
1:F:134:LEU:HA	1:F:146:VAL:HG12	1.79	0.65
2:G:68:SER:CA	2:H:102:GLU:CD	2.64	0.65
2:K:127:GLU:N	2:L:8:THR:HB	2.12	0.65
1:A:43:GLU:CG	1:A:67:GLU:HG3	2.27	0.65
1:B:270:LEU:HD12	1:B:270:LEU:C	2.17	0.65
1:D:280:VAL:O	1:D:284:ALA:HB2	1.96	0.65
1:E:275:GLU:O	1:E:277:PRO:CD	2.44	0.65
1:E:352:VAL:CG1	1:E:362:MET:CG	2.31	0.65
1:F:55:ASN:HB2	1:F:58:GLN:HG2	1.79	0.65

*Continued on next page...*

*Continued from previous page...*

Atom-1	Atom-2	Interatomic distance (Å)	Clash overlap (Å)
1:F:537:LYS:CG	1:F:545:PHE:HD2	1.96	0.65
2:H:68:SER:HB2	2:I:102:GLU:OE2	1.97	0.65
2:J:127:GLU:N	2:K:8:THR:HB	2.12	0.65
1:A:518:ILE:HG13	1:A:521:SER:H	1.61	0.65
1:B:387:PRO:CG	1:B:390:SER:CB	2.42	0.65
1:C:363:ARG:HD3	1:C:391:LEU:HD12	1.78	0.65
1:D:36:PHE:HZ	1:D:419:GLY:HA2	1.60	0.65
1:D:43:GLU:CG	1:D:67:GLU:HG3	2.27	0.65
1:D:44:GLY:HA2	1:D:189:GLU:CD	2.16	0.65
1:E:134:LEU:HA	1:E:146:VAL:HG12	1.79	0.65
1:E:170:GLU:HB2	1:E:286:GLU:O	1.97	0.65
2:H:128:GLU:CA	2:I:8:THR:HG22	2.21	0.65
1:A:39:ILE:HD12	1:A:327:PHE:N	2.11	0.65
1:B:370:PHE:HA	1:B:373:SER:HB2	1.78	0.65
1:C:36:PHE:HZ	1:C:419:GLY:HA2	1.60	0.65
1:C:51:TYR:HE2	1:C:62:LEU:HD12	1.61	0.65
1:C:270:LEU:HD12	1:C:270:LEU:C	2.17	0.65
1:C:541:GLU:C	1:C:568:ILE:HG13	2.18	0.65
1:D:32:SER:OG	1:D:426:ILE:CG2	2.45	0.65
1:D:512:PHE:CE1	1:D:517:THR:OG1	2.50	0.65
1:E:43:GLU:CG	1:E:67:GLU:HG3	2.27	0.65
1:E:45:GLY:CA	1:E:111:ILE:HG13	2.12	0.65
1:E:64:ARG:H	1:E:64:ARG:CD	2.07	0.65
1:F:51:TYR:HE2	1:F:62:LEU:HD12	1.61	0.65
2:I:127:GLU:CA	2:J:8:THR:CB	2.75	0.65
2:K:25:HIS:CG	2:L:98:GLY:C	2.70	0.65
2:K:68:SER:CA	2:L:102:GLU:CD	2.64	0.65
1:A:353:LYS:O	1:A:360:GLU:HG3	1.98	0.64
1:B:47:PRO:CB	1:B:93:GLU:CD	2.37	0.64
1:B:170:GLU:HB2	1:B:286:GLU:O	1.97	0.64
1:B:277:PRO:HA	1:B:282:VAL:CG2	2.27	0.64
1:C:387:PRO:HB2	1:C:389:VAL:HG22	1.79	0.64
1:C:512:PHE:CE1	1:C:517:THR:OG1	2.50	0.64
1:D:92:ILE:CG1	1:D:326:LYS:CD	2.73	0.64
1:D:270:LEU:HD12	1:D:270:LEU:C	2.17	0.64
1:D:541:GLU:C	1:D:568:ILE:HG13	2.18	0.64
1:E:44:GLY:HA2	1:E:189:GLU:CD	2.16	0.64
1:E:280:VAL:O	1:E:284:ALA:HB2	1.96	0.64
1:E:541:GLU:C	1:E:568:ILE:HG13	2.18	0.64
1:F:170:GLU:HB2	1:F:286:GLU:O	1.97	0.64
2:J:68:SER:HB2	2:K:102:GLU:OE2	1.97	0.64

*Continued on next page...*

*Continued from previous page...*

Atom-1	Atom-2	Interatomic distance (Å)	Clash overlap (Å)
1:A:55:ASN:HB2	1:A:58:GLN:HG2	1.79	0.64
1:A:363:ARG:HD3	1:A:391:LEU:HD12	1.78	0.64
1:B:166:THR:HG23	1:B:171:HIS:C	2.15	0.64
1:B:541:GLU:C	1:B:568:ILE:HG13	2.18	0.64
1:C:55:ASN:HB2	1:C:58:GLN:HG2	1.79	0.64
1:C:370:PHE:HA	1:C:373:SER:HB2	1.78	0.64
2:I:68:SER:HB2	2:J:102:GLU:OE2	1.97	0.64
1:A:170:GLU:HB2	1:A:286:GLU:O	1.97	0.64
1:A:363:ARG:CG	1:A:391:LEU:HD12	2.27	0.64
1:A:491:MET:C	1:A:493:VAL:HG21	2.18	0.64
1:A:512:PHE:CE1	1:A:517:THR:OG1	2.50	0.64
1:C:170:GLU:HB2	1:C:286:GLU:O	1.97	0.64
1:C:280:VAL:O	1:C:284:ALA:HB2	1.96	0.64
1:C:353:LYS:O	1:C:360:GLU:HG3	1.98	0.64
1:D:55:ASN:HB2	1:D:58:GLN:HG2	1.78	0.64
1:D:387:PRO:HB2	1:D:389:VAL:HG22	1.79	0.64
1:D:518:ILE:HG13	1:D:521:SER:H	1.61	0.64
1:E:270:LEU:HD12	1:E:270:LEU:C	2.17	0.64
1:E:353:LYS:O	1:E:360:GLU:HG3	1.98	0.64
1:E:363:ARG:HD3	1:E:391:LEU:HD12	1.78	0.64
1:E:370:PHE:HA	1:E:373:SER:HB2	1.78	0.64
1:E:512:PHE:HE1	1:E:517:THR:HG1	1.45	0.64
1:F:277:PRO:HA	1:F:282:VAL:CG2	2.27	0.64
2:H:116:ILE:HA	2:H:119:LEU:HD13	1.77	0.64
2:K:68:SER:HB2	2:L:102:GLU:OE2	1.97	0.64
2:K:71:VAL:HG13	2:L:98:GLY:CA	2.27	0.64
2:L:23:MET:CB	2:L:74:MET:HA	2.24	0.64
2:L:116:ILE:HA	2:L:119:LEU:HD13	1.77	0.64
1:A:270:LEU:HD12	1:A:270:LEU:C	2.17	0.64
1:B:387:PRO:HB2	1:B:389:VAL:HG22	1.79	0.64
1:D:277:PRO:HA	1:D:282:VAL:CG2	2.27	0.64
1:D:353:LYS:O	1:D:360:GLU:HG3	1.98	0.64
1:D:363:ARG:HD3	1:D:391:LEU:HD12	1.78	0.64
1:E:111:ILE:HD12	1:E:112:TYR:CE1	2.33	0.64
1:F:43:GLU:CG	1:F:67:GLU:HG3	2.27	0.64
2:G:98:GLY:C	2:L:25:HIS:CG	2.70	0.64
2:H:120:ASP:C	2:I:33:VAL:H	2.00	0.64
2:I:70:PHE:CB	2:J:99:ARG:CG	2.69	0.64
1:A:111:ILE:HD12	1:A:112:TYR:CE1	2.33	0.64
1:A:277:PRO:HA	1:A:282:VAL:CG2	2.27	0.64
1:B:111:ILE:HD12	1:B:112:TYR:CE1	2.33	0.64

*Continued on next page...*

*Continued from previous page...*

Atom-1	Atom-2	Interatomic distance (Å)	Clash overlap (Å)
1:B:338:LEU:HB3	1:B:412:MET:HE2	1.79	0.64
1:B:363:ARG:CG	1:B:391:LEU:HD12	2.27	0.64
1:D:170:GLU:HB2	1:D:286:GLU:O	1.97	0.64
1:E:491:MET:C	1:E:493:VAL:HG21	2.18	0.64
1:F:363:ARG:CG	1:F:391:LEU:HD12	2.27	0.64
1:F:512:PHE:CE1	1:F:517:THR:OG1	2.50	0.64
2:G:8:THR:HB	2:L:127:GLU:N	2.12	0.64
2:G:127:GLU:CA	2:H:8:THR:CB	2.75	0.64
2:K:130:VAL:HA	2:L:6:GLN:HB2	1.74	0.64
1:A:336:VAL:HG13	1:A:415:VAL:HA	1.79	0.64
1:A:550:VAL:HG11	1:A:556:GLY:HA2	1.79	0.64
1:B:32:SER:OG	1:B:426:ILE:CG2	2.45	0.64
1:B:43:GLU:CG	1:B:67:GLU:HG3	2.27	0.64
1:B:114:ASN:HA	1:B:137:ILE:CD1	2.24	0.64
1:B:336:VAL:HG13	1:B:415:VAL:HA	1.79	0.64
1:C:252:PHE:CE2	1:C:257:LYS:CA	2.81	0.64
1:F:270:LEU:HD12	1:F:270:LEU:C	2.17	0.64
1:F:387:PRO:HB2	1:F:389:VAL:HG22	1.79	0.64
1:F:518:ILE:HG13	1:F:521:SER:H	1.61	0.64
2:G:120:ASP:C	2:H:33:VAL:H	2.00	0.64
2:H:70:PHE:CB	2:I:99:ARG:CG	2.70	0.64
2:H:127:GLU:N	2:I:8:THR:HB	2.12	0.64
2:I:127:GLU:N	2:J:8:THR:HB	2.12	0.64
1:A:114:ASN:OD1	1:A:115:VAL:N	2.28	0.64
1:A:327:PHE:HE2	1:A:351:PHE:HB2	1.63	0.64
1:C:40:GLY:H	1:C:326:LYS:CE	2.08	0.64
1:C:43:GLU:CG	1:C:67:GLU:HG3	2.27	0.64
1:C:110:LYS:CE	1:C:113:GLY:CA	2.51	0.64
1:C:277:PRO:HA	1:C:282:VAL:CG2	2.27	0.64
1:D:174:GLU:C	1:D:175:THR:HG1	2.01	0.64
1:E:113:GLY:HA3	1:E:143:PHE:HE1	1.61	0.64
1:F:114:ASN:OD1	1:F:115:VAL:N	2.28	0.64
1:F:353:LYS:O	1:F:360:GLU:HG3	1.98	0.64
2:G:17:PHE:C	2:G:74:MET:CE	2.61	0.64
2:G:25:HIS:CG	2:H:98:GLY:C	2.70	0.64
1:A:252:PHE:CD2	1:A:257:LYS:CA	2.80	0.64
1:A:541:GLU:C	1:A:568:ILE:HG13	2.18	0.64
1:B:40:GLY:H	1:B:326:LYS:CE	2.08	0.64
1:C:363:ARG:CG	1:C:391:LEU:HD12	2.27	0.64
1:E:51:TYR:CE2	1:E:62:LEU:HD12	2.33	0.64
1:E:518:ILE:HG13	1:E:521:SER:H	1.61	0.64

*Continued on next page...*

*Continued from previous page...*

Atom-1	Atom-2	Interatomic distance (Å)	Clash overlap (Å)
1:F:363:ARG:HD3	1:F:391:LEU:HD12	1.78	0.64
1:F:370:PHE:HA	1:F:373:SER:HB2	1.78	0.64
2:H:25:HIS:CG	2:I:98:GLY:C	2.70	0.64
2:I:18:LEU:HB2	2:I:74:MET:HE3	1.79	0.64
2:I:120:ASP:C	2:J:33:VAL:H	2.00	0.64
1:A:39:ILE:CD1	1:A:327:PHE:N	2.61	0.64
1:C:76:TRP:CD1	1:C:339:SER:HB3	2.33	0.64
1:D:76:TRP:CD1	1:D:339:SER:HB3	2.33	0.64
1:D:252:PHE:CE2	1:D:257:LYS:CA	2.81	0.64
1:D:336:VAL:HG13	1:D:415:VAL:HA	1.79	0.64
1:E:336:VAL:HG13	1:E:415:VAL:HA	1.79	0.64
1:F:39:ILE:CD1	1:F:327:PHE:N	2.61	0.64
1:F:51:TYR:HE2	1:F:62:LEU:CD1	2.05	0.64
1:F:253:GLY:O	1:F:254:ASP:HB2	1.98	0.64
1:A:117:ASN:OD1	1:A:187:ASP:OD1	2.06	0.64
1:A:166:THR:HG22	1:A:172:ASP:CB	2.28	0.64
1:B:51:TYR:HE2	1:B:62:LEU:HD12	1.61	0.64
1:B:353:LYS:O	1:B:360:GLU:HG3	1.98	0.64
1:B:437:VAL:HG23	1:B:462:PHE:CZ	2.32	0.64
1:C:32:SER:OG	1:C:426:ILE:CG2	2.45	0.64
1:C:113:GLY:CA	1:C:189:GLU:HB2	2.23	0.64
1:D:550:VAL:HG11	1:D:556:GLY:HA2	1.79	0.64
1:E:253:GLY:O	1:E:254:ASP:HB2	1.98	0.64
1:F:32:SER:OG	1:F:426:ILE:CG2	2.45	0.64
1:F:93:GLU:CB	1:F:140:ASP:CG	2.50	0.64
2:J:76:ASP:HA	2:J:79:LYS:CD	2.28	0.64
2:L:17:PHE:C	2:L:74:MET:CE	2.60	0.64
1:A:532:TYR:CZ	1:A:536:LYS:CE	2.81	0.63
1:B:39:ILE:CD1	1:B:327:PHE:N	2.61	0.63
1:B:491:MET:C	1:B:493:VAL:HG21	2.18	0.63
1:B:524:ILE:HG12	2:I:107:TYR:CZ	2.33	0.63
1:D:114:ASN:HA	1:D:137:ILE:CD1	2.24	0.63
1:D:252:PHE:CD2	1:D:257:LYS:CA	2.80	0.63
1:E:55:ASN:HB2	1:E:58:GLN:HG2	1.79	0.63
1:E:363:ARG:CG	1:E:391:LEU:HD12	2.27	0.63
1:F:112:TYR:CA	1:F:141:ASP:CG	2.58	0.63
1:F:252:PHE:CE2	1:F:257:LYS:CA	2.81	0.63
2:G:98:GLY:CA	2:L:71:VAL:HG13	2.27	0.63
2:I:25:HIS:CG	2:J:98:GLY:C	2.70	0.63
2:J:25:HIS:CG	2:K:98:GLY:C	2.70	0.63
2:J:128:GLU:N	2:K:8:THR:HG22	1.96	0.63

*Continued on next page...*



*Continued from previous page...*

Atom-1	Atom-2	Interatomic distance (Å)	Clash overlap (Å)
2:K:16:LEU:O	2:K:74:MET:HE2	1.97	0.63
1:A:51:TYR:HE2	1:A:62:LEU:HD12	1.61	0.63
1:A:252:PHE:CE2	1:A:257:LYS:CA	2.81	0.63
1:B:55:ASN:HB2	1:B:58:GLN:HG2	1.79	0.63
1:B:252:PHE:CE2	1:B:257:LYS:CA	2.81	0.63
1:C:45:GLY:HA2	1:C:111:ILE:HD12	1.80	0.63
1:C:111:ILE:HD12	1:C:112:TYR:CE1	2.33	0.63
1:D:111:ILE:HD12	1:D:112:TYR:CE1	2.33	0.63
1:E:32:SER:OG	1:E:426:ILE:CG2	2.45	0.63
1:E:132:LEU:CG	1:E:148:ASP:CA	2.55	0.63
2:J:71:VAL:HG13	2:K:98:GLY:CA	2.27	0.63
1:A:45:GLY:HA2	1:A:111:ILE:HD12	1.80	0.63
1:B:253:GLY:O	1:B:254:ASP:HB2	1.98	0.63
1:C:51:TYR:CE2	1:C:62:LEU:HD12	2.33	0.63
1:D:370:PHE:HA	1:D:373:SER:HB2	1.78	0.63
1:D:491:MET:C	1:D:493:VAL:HG21	2.18	0.63
1:E:76:TRP:CD1	1:E:339:SER:HB3	2.33	0.63
1:F:111:ILE:HD12	1:F:112:TYR:CE1	2.33	0.63
1:F:437:VAL:HG23	1:F:462:PHE:CZ	2.32	0.63
1:F:541:GLU:C	1:F:568:ILE:HG13	2.18	0.63
2:G:33:VAL:H	2:L:120:ASP:C	2.00	0.63
2:G:102:GLU:OE2	2:L:68:SER:HB2	1.97	0.63
1:A:110:LYS:CE	1:A:113:GLY:CA	2.51	0.63
1:A:543:GLN:NE2	1:A:568:ILE:CG2	2.49	0.63
1:B:76:TRP:CD1	1:B:339:SER:HB3	2.33	0.63
1:B:449:LEU:HA	1:B:452:LEU:HG	1.81	0.63
1:B:550:VAL:HG11	1:B:556:GLY:HA2	1.79	0.63
1:C:45:GLY:HA2	1:C:112:TYR:CE1	2.33	0.63
1:C:491:MET:C	1:C:493:VAL:HG21	2.18	0.63
1:D:45:GLY:CA	1:D:111:ILE:HG13	2.12	0.63
1:E:277:PRO:HA	1:E:282:VAL:CG2	2.27	0.63
1:E:338:LEU:HD11	1:E:414:ALA:HB2	1.57	0.63
1:F:76:TRP:CD1	1:F:339:SER:HB3	2.33	0.63
2:G:6:GLN:HG3	2:L:130:VAL:HG22	1.73	0.63
2:G:76:ASP:HA	2:G:79:LYS:CD	2.28	0.63
2:G:127:GLU:N	2:H:8:THR:HB	2.12	0.63
1:A:253:GLY:O	1:A:254:ASP:HB2	1.98	0.63
1:B:532:TYR:CE2	1:B:536:LYS:HE2	2.34	0.63
1:C:338:LEU:HD11	1:C:414:ALA:HB2	1.57	0.63
1:E:51:TYR:CE2	1:E:53:LEU:CD2	2.82	0.63
1:E:107:ILE:CB	1:E:193:TYR:CD2	2.69	0.63

*Continued on next page...*

*Continued from previous page...*

Atom-1	Atom-2	Interatomic distance (Å)	Clash overlap (Å)
1:E:327:PHE:HE2	1:E:351:PHE:HB2	1.63	0.63
1:F:449:LEU:HA	1:F:452:LEU:HG	1.81	0.63
2:H:76:ASP:HA	2:H:79:LYS:CD	2.28	0.63
2:H:127:GLU:CA	2:I:8:THR:CB	2.75	0.63
2:I:29:PHE:HB2	2:I:61:ALA:HB2	1.81	0.63
2:I:76:ASP:HA	2:I:79:LYS:CD	2.28	0.63
2:K:120:ASP:C	2:L:33:VAL:H	2.00	0.63
1:A:437:VAL:HG23	1:A:462:PHE:CZ	2.32	0.63
1:B:166:THR:HG22	1:B:172:ASP:CB	2.28	0.63
1:B:532:TYR:CZ	1:B:536:LYS:CE	2.81	0.63
1:C:327:PHE:HE2	1:C:351:PHE:HB2	1.63	0.63
1:C:336:VAL:HG13	1:C:415:VAL:HA	1.79	0.63
1:C:532:TYR:CE2	1:C:536:LYS:HE2	2.34	0.63
1:E:252:PHE:CE2	1:E:257:LYS:CA	2.81	0.63
1:E:437:VAL:HG23	1:E:462:PHE:CZ	2.33	0.63
1:F:491:MET:C	1:F:493:VAL:HG21	2.18	0.63
2:G:29:PHE:HB2	2:G:61:ALA:HB2	1.81	0.63
2:H:128:GLU:CA	2:I:8:THR:HG21	2.26	0.63
2:I:23:MET:O	2:I:74:MET:CB	2.40	0.63
1:A:112:TYR:CA	1:A:141:ASP:CG	2.58	0.63
1:A:449:LEU:HA	1:A:452:LEU:HG	1.81	0.63
1:C:166:THR:HG22	1:C:172:ASP:CB	2.29	0.63
1:D:366:VAL:O	1:D:392:VAL:HA	1.99	0.63
2:H:29:PHE:HB2	2:H:61:ALA:HB2	1.81	0.63
1:A:92:ILE:CG1	1:A:326:LYS:CD	2.73	0.63
1:A:387:PRO:HB2	1:A:389:VAL:HG22	1.79	0.63
1:B:45:GLY:HA2	1:B:112:TYR:CE1	2.34	0.63
1:B:51:TYR:CE2	1:B:53:LEU:CD2	2.82	0.63
1:B:449:LEU:O	1:B:452:LEU:HG	1.99	0.63
1:C:51:TYR:CE2	1:C:53:LEU:CD2	2.82	0.63
1:C:526:LYS:HE3	1:C:546:PRO:HG2	1.81	0.63
1:C:532:TYR:CZ	1:C:536:LYS:CE	2.81	0.63
1:C:550:VAL:HG11	1:C:556:GLY:HA2	1.79	0.63
1:D:264:ILE:CG2	1:D:269:GLN:HB3	2.16	0.63
1:D:437:VAL:HG21	1:D:462:PHE:HZ	1.64	0.63
1:E:320:TRP:HH2	1:E:347:GLU:CG	2.11	0.63
1:E:437:VAL:HG21	1:E:462:PHE:HZ	1.64	0.63
1:F:336:VAL:HG13	1:F:415:VAL:HA	1.79	0.63
2:G:68:SER:HB2	2:H:102:GLU:OE2	1.97	0.63
2:K:76:ASP:HA	2:K:79:LYS:CD	2.28	0.63
2:K:128:GLU:CA	2:L:8:THR:HG21	2.26	0.63

*Continued on next page...*

*Continued from previous page...*

Atom-1	Atom-2	Interatomic distance (Å)	Clash overlap (Å)
1:A:34:LYS:HB2	1:A:422:SER:HA	1.81	0.63
1:A:532:TYR:OH	1:A:536:LYS:HE2	1.99	0.63
1:C:252:PHE:CD2	1:C:257:LYS:CA	2.80	0.63
1:C:437:VAL:HG21	1:C:462:PHE:HZ	1.64	0.63
1:D:39:ILE:CD1	1:D:327:PHE:N	2.61	0.63
1:D:51:TYR:CE2	1:D:53:LEU:CD2	2.82	0.63
1:D:93:GLU:CB	1:D:140:ASP:CG	2.50	0.63
1:D:526:LYS:HE3	1:D:546:PRO:HG2	1.81	0.63
1:D:532:TYR:CE2	1:D:536:LYS:HE2	2.34	0.63
1:E:36:PHE:HZ	1:E:419:GLY:HA2	1.60	0.63
1:E:550:VAL:HG11	1:E:556:GLY:HA2	1.79	0.63
1:F:45:GLY:HA2	1:F:111:ILE:HD12	1.80	0.63
1:F:320:TRP:HZ2	1:F:344:VAL:HA	1.50	0.63
2:I:23:MET:HA	2:I:70:PHE:CD1	2.34	0.63
2:J:16:LEU:O	2:J:74:MET:HE2	1.99	0.63
2:K:17:PHE:C	2:K:74:MET:CE	2.60	0.63
2:L:29:PHE:HB2	2:L:61:ALA:HB2	1.81	0.63
1:A:449:LEU:O	1:A:452:LEU:HG	1.99	0.62
1:A:532:TYR:CE2	1:A:536:LYS:HE2	2.34	0.62
1:D:363:ARG:CG	1:D:391:LEU:HD12	2.27	0.62
1:E:366:VAL:O	1:E:392:VAL:HA	1.99	0.62
1:F:34:LYS:HB2	1:F:422:SER:HA	1.81	0.62
2:H:23:MET:HA	2:H:70:PHE:CD1	2.34	0.62
1:A:76:TRP:CD1	1:A:339:SER:HB3	2.33	0.62
1:A:114:ASN:HA	1:A:137:ILE:CD1	2.24	0.62
1:A:537:LYS:CG	1:A:545:PHE:HD2	1.96	0.62
1:B:320:TRP:HZ2	1:B:344:VAL:N	1.89	0.62
1:D:45:GLY:HA2	1:D:111:ILE:HD12	1.80	0.62
1:D:45:GLY:HA2	1:D:112:TYR:CE1	2.34	0.62
1:F:532:TYR:CE2	1:F:536:LYS:HE2	2.34	0.62
2:G:18:LEU:HB2	2:G:74:MET:HE3	1.81	0.62
2:G:23:MET:HA	2:G:70:PHE:CD1	2.34	0.62
2:K:29:PHE:HB2	2:K:61:ALA:HB2	1.81	0.62
2:L:76:ASP:HA	2:L:79:LYS:CD	2.28	0.62
1:A:32:SER:OG	1:A:426:ILE:CG2	2.45	0.62
1:B:34:LYS:HB2	1:B:422:SER:HA	1.81	0.62
1:B:327:PHE:HE2	1:B:351:PHE:HB2	1.63	0.62
1:C:338:LEU:CB	1:C:414:ALA:CB	2.66	0.62
1:D:34:LYS:CB	1:D:422:SER:CA	2.77	0.62
1:F:166:THR:HG22	1:F:172:ASP:CB	2.28	0.62
2:G:102:GLU:CD	2:L:68:SER:CA	2.64	0.62

*Continued on next page...*

*Continued from previous page...*

Atom-1	Atom-2	Interatomic distance (Å)	Clash overlap (Å)
2:J:29:PHE:HB2	2:J:61:ALA:HB2	1.81	0.62
2:K:23:MET:CB	2:K:74:MET:HA	2.24	0.62
1:A:136:VAL:HB	1:A:145:GLU:HB3	1.81	0.62
1:A:320:TRP:HZ2	1:A:344:VAL:CA	1.97	0.62
1:B:45:GLY:HA2	1:B:111:ILE:HD12	1.80	0.62
1:B:252:PHE:CD2	1:B:257:LYS:CA	2.80	0.62
1:B:366:VAL:O	1:B:392:VAL:HA	1.99	0.62
1:C:32:SER:HB3	1:C:426:ILE:CB	2.21	0.62
1:D:320:TRP:HH2	1:D:347:GLU:CG	2.11	0.62
1:E:45:GLY:HA2	1:E:112:TYR:CE1	2.34	0.62
1:E:82:TYR:HE2	1:E:433:LYS:HD2	1.65	0.62
1:E:387:PRO:HB2	1:E:389:VAL:HG22	1.79	0.62
1:E:532:TYR:CE2	1:E:536:LYS:HE2	2.34	0.62
1:F:550:VAL:HG11	1:F:556:GLY:HA2	1.79	0.62
2:I:24:ALA:HB2	2:I:71:VAL:HA	1.72	0.62
2:J:23:MET:HA	2:J:70:PHE:CD1	2.34	0.62
1:A:36:PHE:CD1	1:A:334:TYR:HB2	2.35	0.62
1:A:320:TRP:HZ2	1:A:344:VAL:N	1.89	0.62
1:B:36:PHE:HZ	1:B:419:GLY:HA2	1.60	0.62
1:C:39:ILE:CD1	1:C:327:PHE:N	2.61	0.62
1:C:253:GLY:O	1:C:254:ASP:HB2	1.98	0.62
1:C:449:LEU:HA	1:C:452:LEU:HG	1.81	0.62
1:D:112:TYR:CA	1:D:141:ASP:CG	2.58	0.62
1:E:93:GLU:OE1	1:E:140:ASP:CB	2.47	0.62
1:E:114:ASN:HA	1:E:137:ILE:CD1	2.24	0.62
1:F:110:LYS:CE	1:F:113:GLY:CA	2.51	0.62
1:F:136:VAL:HB	1:F:145:GLU:HB3	1.81	0.62
1:F:338:LEU:CB	1:F:412:MET:HE2	2.29	0.62
1:F:524:ILE:HG12	2:G:107:TYR:CE2	2.35	0.62
2:G:16:LEU:O	2:G:74:MET:HE2	2.00	0.62
2:H:68:SER:CA	2:I:102:GLU:CD	2.64	0.62
2:I:130:VAL:CG2	2:J:6:GLN:HG2	2.18	0.62
1:A:34:LYS:CB	1:A:422:SER:CA	2.77	0.62
1:B:36:PHE:CD1	1:B:334:TYR:HB2	2.35	0.62
1:B:526:LYS:HE3	1:B:546:PRO:HG2	1.81	0.62
1:D:437:VAL:HG23	1:D:462:PHE:CZ	2.33	0.62
1:F:36:PHE:CD1	1:F:334:TYR:HB2	2.35	0.62
2:G:23:MET:CB	2:G:74:MET:HA	2.24	0.62
2:G:130:VAL:HG22	2:H:6:GLN:HG3	1.73	0.62
1:A:36:PHE:CE1	1:A:422:SER:HB3	2.35	0.62
1:A:320:TRP:HE1	1:A:344:VAL:CG2	1.71	0.62

*Continued on next page...*

*Continued from previous page...*

Atom-1	Atom-2	Interatomic distance (Å)	Clash overlap (Å)
1:C:36:PHE:CE1	1:C:422:SER:HB3	2.35	0.62
1:C:366:VAL:O	1:C:392:VAL:HA	1.99	0.62
1:C:449:LEU:O	1:C:452:LEU:HG	1.99	0.62
1:D:82:TYR:HE2	1:D:433:LYS:HD2	1.65	0.62
1:D:543:GLN:NE2	1:D:568:ILE:CG2	2.49	0.62
1:E:36:PHE:CD1	1:E:334:TYR:HB2	2.35	0.62
1:E:45:GLY:HA2	1:E:111:ILE:HD12	1.80	0.62
1:F:51:TYR:CE2	1:F:53:LEU:CD2	2.82	0.62
1:F:327:PHE:HE2	1:F:351:PHE:HB2	1.63	0.62
1:F:437:VAL:HG21	1:F:462:PHE:HZ	1.64	0.62
1:A:282:VAL:C	1:A:287:GLU:CB	2.52	0.62
1:B:34:LYS:HE3	1:B:85:GLY:H	1.65	0.62
1:B:36:PHE:CE1	1:B:422:SER:HB3	2.35	0.62
1:E:452:LEU:HB2	1:E:457:ILE:HG21	1.82	0.62
1:E:526:LYS:HE3	1:E:546:PRO:HG2	1.81	0.62
2:G:71:VAL:HG13	2:H:98:GLY:CA	2.27	0.62
2:J:130:VAL:HA	2:K:6:GLN:HB2	1.74	0.62
1:A:34:LYS:HE3	1:A:85:GLY:H	1.65	0.62
1:A:366:VAL:O	1:A:392:VAL:HA	1.99	0.62
1:B:437:VAL:HG21	1:B:462:PHE:HZ	1.64	0.62
1:B:532:TYR:OH	1:B:536:LYS:HE2	1.99	0.62
1:D:253:GLY:O	1:D:254:ASP:HB2	1.98	0.62
1:D:449:LEU:O	1:D:452:LEU:HG	1.99	0.62
1:E:34:LYS:HB2	1:E:422:SER:HA	1.81	0.62
1:E:39:ILE:CD1	1:E:327:PHE:N	2.61	0.62
1:E:449:LEU:HA	1:E:452:LEU:HG	1.81	0.62
1:F:45:GLY:HA2	1:F:112:TYR:CE1	2.34	0.62
1:F:523:SER:O	1:F:524:ILE:HB	2.00	0.62
2:I:71:VAL:HG13	2:J:98:GLY:CA	2.27	0.62
1:A:45:GLY:HA2	1:A:112:TYR:CE1	2.34	0.62
1:B:136:VAL:HB	1:B:145:GLU:HB3	1.81	0.62
1:C:166:THR:HG23	1:C:171:HIS:C	2.15	0.62
1:E:394:ASN:ND2	1:E:459:SER:HA	2.15	0.62
1:E:523:SER:O	1:E:524:ILE:HB	2.00	0.62
1:F:264:ILE:CD1	1:F:269:GLN:HB2	2.16	0.62
2:J:23:MET:HB2	2:J:74:MET:HA	1.77	0.62
1:A:93:GLU:OE1	1:A:140:ASP:CB	2.47	0.61
1:A:113:GLY:HA3	1:A:143:PHE:HE1	1.61	0.61
1:B:93:GLU:OE1	1:B:140:ASP:CB	2.47	0.61
1:B:352:VAL:HG21	1:B:364:ALA:HB2	1.82	0.61
1:C:36:PHE:CD1	1:C:334:TYR:HB2	2.35	0.61

*Continued on next page...*

*Continued from previous page...*

Atom-1	Atom-2	Interatomic distance (Å)	Clash overlap (Å)
1:C:320:TRP:HH2	1:C:347:GLU:CG	2.11	0.61
1:D:34:LYS:CB	1:D:422:SER:HA	2.30	0.61
1:D:93:GLU:OE1	1:D:140:ASP:CB	2.47	0.61
1:F:64:ARG:H	1:F:64:ARG:CD	2.07	0.61
1:A:523:SER:O	1:A:524:ILE:HB	2.00	0.61
1:B:264:ILE:HD11	1:B:266:SER:HB3	1.82	0.61
1:B:543:GLN:NE2	1:B:568:ILE:CG2	2.49	0.61
1:D:36:PHE:CE1	1:D:422:SER:HB3	2.35	0.61
1:D:51:TYR:CE2	1:D:62:LEU:HD12	2.33	0.61
1:D:113:GLY:HA3	1:D:143:PHE:HE1	1.61	0.61
1:E:136:VAL:HB	1:E:145:GLU:HB3	1.81	0.61
1:E:270:LEU:C	1:E:277:PRO:CD	2.69	0.61
1:F:52:GLU:CG	1:F:88:LEU:HD23	2.16	0.61
1:F:82:TYR:HE2	1:F:433:LYS:HD2	1.65	0.61
1:F:366:VAL:O	1:F:392:VAL:HA	1.99	0.61
1:F:394:ASN:ND2	1:F:459:SER:HA	2.15	0.61
2:G:69:LYS:N	2:H:102:GLU:OE2	2.33	0.61
2:L:23:MET:HA	2:L:70:PHE:CD1	2.34	0.61
1:A:166:THR:HG23	1:A:171:HIS:C	2.16	0.61
1:C:34:LYS:HB2	1:C:422:SER:HA	1.81	0.61
1:D:36:PHE:CD1	1:D:334:TYR:HB2	2.35	0.61
1:E:38:LEU:CD1	1:E:76:TRP:CZ2	2.76	0.61
2:K:69:LYS:N	2:L:102:GLU:OE2	2.33	0.61
1:A:320:TRP:HH2	1:A:347:GLU:CG	2.11	0.61
1:B:34:LYS:CB	1:B:422:SER:CA	2.77	0.61
1:B:132:LEU:CG	1:B:148:ASP:CA	2.55	0.61
1:C:352:VAL:HG21	1:C:364:ALA:HB2	1.82	0.61
1:D:449:LEU:HA	1:D:452:LEU:HG	1.81	0.61
1:E:55:ASN:ND2	1:E:58:GLN:HG2	2.06	0.61
1:E:352:VAL:HG21	1:E:364:ALA:HB2	1.82	0.61
1:F:34:LYS:CB	1:F:422:SER:HA	2.31	0.61
1:F:34:LYS:CB	1:F:422:SER:CA	2.77	0.61
1:F:36:PHE:CE1	1:F:422:SER:HB3	2.35	0.61
1:F:320:TRP:HH2	1:F:347:GLU:CG	2.11	0.61
1:F:352:VAL:HG21	1:F:364:ALA:HB2	1.82	0.61
1:F:449:LEU:O	1:F:452:LEU:HG	1.99	0.61
2:J:71:VAL:CB	2:K:98:GLY:HA3	2.30	0.61
2:K:23:MET:HA	2:K:70:PHE:CD1	2.34	0.61
1:A:34:LYS:CB	1:A:422:SER:HA	2.30	0.61
1:B:82:TYR:HE2	1:B:433:LYS:HD2	1.65	0.61
1:C:34:LYS:CB	1:C:422:SER:HA	2.30	0.61

*Continued on next page...*

*Continued from previous page...*

Atom-1	Atom-2	Interatomic distance (Å)	Clash overlap (Å)
1:C:34:LYS:HE3	1:C:85:GLY:H	1.65	0.61
1:C:338:LEU:HB2	1:C:414:ALA:CB	2.16	0.61
1:D:352:VAL:HG11	1:D:362:MET:HG3	1.77	0.61
1:D:394:ASN:ND2	1:D:459:SER:HA	2.15	0.61
1:D:523:SER:O	1:D:524:ILE:HB	2.00	0.61
1:E:282:VAL:C	1:E:287:GLU:CB	2.52	0.61
1:F:270:LEU:C	1:F:277:PRO:CD	2.69	0.61
2:G:102:GLU:OE2	2:L:69:LYS:N	2.33	0.61
2:I:69:LYS:N	2:J:102:GLU:OE2	2.33	0.61
1:A:82:TYR:HE2	1:A:433:LYS:HD2	1.65	0.61
1:A:119:ILE:HB	1:A:132:LEU:HB2	1.83	0.61
1:B:338:LEU:HD11	1:B:414:ALA:HB2	1.57	0.61
1:B:528:PHE:HZ	2:I:107:TYR:HB3	1.63	0.61
1:D:112:TYR:C	1:D:141:ASP:CB	2.67	0.61
1:D:338:LEU:HB3	1:D:412:MET:CE	2.24	0.61
1:E:449:LEU:O	1:E:452:LEU:HG	1.99	0.61
1:E:452:LEU:O	1:E:455:ASN:HB3	2.01	0.61
1:F:113:GLY:CA	1:F:189:GLU:HB2	2.23	0.61
1:F:428:GLU:O	1:F:428:GLU:HG2	2.00	0.61
1:F:452:LEU:HB2	1:F:457:ILE:HG21	1.82	0.61
1:F:526:LYS:HE3	1:F:546:PRO:HG2	1.81	0.61
2:H:69:LYS:N	2:I:102:GLU:OE2	2.33	0.61
2:H:71:VAL:HG13	2:I:98:GLY:CA	2.27	0.61
2:J:69:LYS:N	2:K:102:GLU:OE2	2.33	0.61
1:A:60:LYS:HA	1:A:64:ARG:CA	2.31	0.61
1:B:560:ARG:HB2	1:B:579:VAL:HG12	1.83	0.61
1:F:34:LYS:HE3	1:F:85:GLY:H	1.65	0.61
1:A:264:ILE:HD11	1:A:266:SER:HB3	1.82	0.61
1:A:428:GLU:O	1:A:428:GLU:HG2	2.00	0.61
1:A:526:LYS:HE3	1:A:546:PRO:HG2	1.81	0.61
1:B:60:LYS:HA	1:B:64:ARG:CA	2.31	0.61
1:B:64:ARG:H	1:B:64:ARG:CD	2.07	0.61
1:C:264:ILE:HD11	1:C:266:SER:HB3	1.82	0.61
1:C:428:GLU:O	1:C:428:GLU:HG2	2.00	0.61
1:C:560:ARG:HB2	1:C:579:VAL:HG12	1.83	0.61
1:D:136:VAL:HB	1:D:145:GLU:HB3	1.81	0.61
1:D:166:THR:HG22	1:D:172:ASP:CB	2.28	0.61
1:E:528:PHE:HE1	2:L:107:TYR:HB2	1.65	0.61
2:L:16:LEU:O	2:L:74:MET:HE2	1.99	0.61
1:A:452:LEU:O	1:A:455:ASN:HB3	2.01	0.61
1:B:523:SER:O	1:B:524:ILE:HB	2.00	0.61

*Continued on next page...*

*Continued from previous page...*

Atom-1	Atom-2	Interatomic distance (Å)	Clash overlap (Å)
1:D:282:VAL:CG1	1:D:287:GLU:CD	2.36	0.61
1:F:60:LYS:HA	1:F:64:ARG:CA	2.31	0.61
1:F:93:GLU:OE1	1:F:140:ASP:CB	2.47	0.61
1:F:524:ILE:HG12	2:G:107:TYR:CZ	2.35	0.61
2:G:71:VAL:CB	2:H:98:GLY:HA3	2.30	0.61
2:H:68:SER:CA	2:I:102:GLU:OE2	2.49	0.61
2:I:17:PHE:C	2:I:74:MET:CE	2.60	0.61
2:L:88:LEU:C	2:L:88:LEU:CD2	2.68	0.61
1:A:112:TYR:C	1:A:141:ASP:CB	2.67	0.61
1:A:338:LEU:HB2	1:A:414:ALA:CB	2.16	0.61
1:B:320:TRP:HH2	1:B:347:GLU:CG	2.11	0.61
1:C:38:LEU:CD1	1:C:76:TRP:CZ2	2.76	0.61
1:C:136:VAL:HB	1:C:145:GLU:HB3	1.81	0.61
1:C:523:SER:O	1:C:524:ILE:HB	2.00	0.61
1:D:166:THR:HG23	1:D:171:HIS:C	2.15	0.61
1:D:428:GLU:O	1:D:428:GLU:HG2	2.00	0.61
1:E:34:LYS:CB	1:E:422:SER:CA	2.77	0.61
1:E:34:LYS:CB	1:E:422:SER:HA	2.31	0.61
1:E:36:PHE:CE1	1:E:422:SER:HB3	2.35	0.61
1:F:320:TRP:HE1	1:F:344:VAL:CG2	1.71	0.61
2:G:68:SER:CA	2:H:102:GLU:OE2	2.49	0.61
2:G:98:GLY:HA3	2:L:71:VAL:CB	2.30	0.61
2:H:71:VAL:CB	2:I:98:GLY:HA3	2.30	0.61
2:J:18:LEU:HB2	2:J:74:MET:CE	2.31	0.61
2:K:130:VAL:CG2	2:L:6:GLN:HG2	2.18	0.61
1:A:51:TYR:CE2	1:A:53:LEU:CD2	2.82	0.60
1:A:394:ASN:ND2	1:A:459:SER:HA	2.15	0.60
1:C:338:LEU:CA	1:C:412:MET:HE3	2.31	0.60
1:C:437:VAL:HG23	1:C:462:PHE:CZ	2.32	0.60
1:C:528:PHE:CE1	2:J:107:TYR:HB2	2.24	0.60
1:D:113:GLY:O	1:D:141:ASP:OD1	2.19	0.60
1:D:264:ILE:HD11	1:D:266:SER:HB3	1.82	0.60
1:E:60:LYS:HA	1:E:64:ARG:CA	2.31	0.60
1:F:119:ILE:HB	1:F:132:LEU:HB2	1.83	0.60
1:F:264:ILE:CG2	1:F:269:GLN:HB3	2.16	0.60
2:K:71:VAL:CB	2:L:98:GLY:HA3	2.30	0.60
2:K:128:GLU:N	2:L:8:THR:HG22	1.97	0.60
1:A:33:GLU:HB2	1:A:333:TYR:CE1	2.36	0.60
1:A:264:ILE:CD1	1:A:269:GLN:HB2	2.16	0.60
1:B:51:TYR:CE2	1:B:62:LEU:HD12	2.33	0.60
1:B:93:GLU:CB	1:B:140:ASP:CG	2.50	0.60

*Continued on next page...*



*Continued from previous page...*

Atom-1	Atom-2	Interatomic distance (Å)	Clash overlap (Å)
1:D:34:LYS:HB2	1:D:422:SER:HA	1.81	0.60
1:F:33:GLU:HB2	1:F:333:TYR:CE1	2.36	0.60
1:F:132:LEU:CD1	1:F:148:ASP:CA	2.79	0.60
1:F:452:LEU:O	1:F:455:ASN:HB3	2.01	0.60
1:A:337:PRO:O	1:A:345:HIS:CD2	2.55	0.60
1:A:560:ARG:HB2	1:A:579:VAL:HG12	1.83	0.60
1:B:338:LEU:HD12	1:B:414:ALA:N	2.16	0.60
1:C:82:TYR:HE2	1:C:433:LYS:HD2	1.65	0.60
1:C:93:GLU:OE1	1:C:140:ASP:CB	2.47	0.60
1:C:113:GLY:O	1:C:141:ASP:OD1	2.19	0.60
1:E:113:GLY:O	1:E:141:ASP:OD1	2.19	0.60
1:E:320:TRP:CE2	1:E:343:SER:C	2.74	0.60
1:F:543:GLN:NE2	1:F:568:ILE:CG2	2.49	0.60
2:I:16:LEU:O	2:I:74:MET:HE2	2.01	0.60
2:J:17:PHE:C	2:J:74:MET:CE	2.60	0.60
1:A:132:LEU:CD1	1:A:148:ASP:CA	2.79	0.60
1:A:352:VAL:HG21	1:A:364:ALA:HB2	1.82	0.60
1:A:437:VAL:HG21	1:A:462:PHE:HZ	1.64	0.60
1:B:93:GLU:HB3	1:B:140:ASP:HA	0.60	0.60
1:B:337:PRO:O	1:B:345:HIS:CD2	2.55	0.60
1:C:93:GLU:HB3	1:C:140:ASP:HA	0.60	0.60
1:C:337:PRO:O	1:C:345:HIS:CD2	2.55	0.60
1:C:537:LYS:HB2	1:C:545:PHE:CD2	2.37	0.60
1:D:124:GLU:HG3	1:D:178:ALA:HB1	1.83	0.60
1:D:327:PHE:HE2	1:D:351:PHE:HB2	1.63	0.60
1:D:452:LEU:O	1:D:455:ASN:HB3	2.01	0.60
1:E:113:GLY:CA	1:E:189:GLU:HB2	2.23	0.60
1:E:166:THR:HG22	1:E:172:ASP:CB	2.28	0.60
1:E:264:ILE:HD11	1:E:266:SER:HB3	1.82	0.60
1:F:36:PHE:HZ	1:F:419:GLY:HA2	1.60	0.60
1:F:532:TYR:OH	1:F:536:LYS:HE2	1.99	0.60
2:G:18:LEU:HB2	2:G:74:MET:CE	2.31	0.60
2:I:18:LEU:HB2	2:I:74:MET:CE	2.31	0.60
2:I:71:VAL:CB	2:J:98:GLY:HA3	2.30	0.60
2:J:68:SER:CA	2:K:102:GLU:OE2	2.49	0.60
2:K:127:GLU:CA	2:L:8:THR:CB	2.75	0.60
1:A:270:LEU:C	1:A:277:PRO:CD	2.69	0.60
1:B:113:GLY:CA	1:B:189:GLU:HB2	2.23	0.60
1:B:113:GLY:O	1:B:141:ASP:OD1	2.19	0.60
1:B:394:ASN:ND2	1:B:459:SER:HA	2.15	0.60
1:C:34:LYS:CB	1:C:422:SER:CA	2.77	0.60

*Continued on next page...*

*Continued from previous page...*

Atom-1	Atom-2	Interatomic distance (Å)	Clash overlap (Å)
1:C:112:TYR:C	1:C:141:ASP:CB	2.67	0.60
1:C:452:LEU:O	1:C:455:ASN:HB3	2.01	0.60
1:D:34:LYS:HE3	1:D:85:GLY:H	1.65	0.60
1:D:532:TYR:OH	1:D:536:LYS:HE2	1.99	0.60
1:E:337:PRO:O	1:E:345:HIS:CD2	2.55	0.60
1:E:428:GLU:O	1:E:428:GLU:HG2	2.00	0.60
2:I:68:SER:CA	2:J:102:GLU:OE2	2.49	0.60
1:A:36:PHE:HZ	1:A:419:GLY:HA2	1.60	0.60
1:A:93:GLU:HB3	1:A:140:ASP:HA	0.60	0.60
1:A:93:GLU:CB	1:A:140:ASP:CG	2.50	0.60
1:A:338:LEU:HD12	1:A:414:ALA:N	2.16	0.60
1:B:34:LYS:CB	1:B:422:SER:HA	2.31	0.60
1:B:428:GLU:O	1:B:428:GLU:HG2	2.00	0.60
1:B:452:LEU:O	1:B:455:ASN:HB3	2.01	0.60
1:C:92:ILE:HD11	1:C:326:LYS:HZ2	1.46	0.60
1:C:320:TRP:CE2	1:C:343:SER:C	2.74	0.60
1:D:33:GLU:HB2	1:D:333:TYR:CE1	2.36	0.60
1:E:33:GLU:HB2	1:E:333:TYR:CE1	2.36	0.60
1:E:124:GLU:HG3	1:E:178:ALA:HB1	1.83	0.60
1:E:320:TRP:HE1	1:E:344:VAL:CG2	1.71	0.60
1:F:112:TYR:C	1:F:141:ASP:CB	2.67	0.60
2:H:92:LEU:HB2	2:H:104:VAL:CG2	2.32	0.60
2:H:127:GLU:C	2:I:8:THR:HB	2.22	0.60
1:A:52:GLU:CG	1:A:88:LEU:HD23	2.16	0.60
1:A:124:GLU:HG3	1:A:178:ALA:HB1	1.83	0.60
1:A:387:PRO:HD2	1:A:390:SER:HB2	1.67	0.60
1:C:338:LEU:HD12	1:C:414:ALA:N	2.16	0.60
1:C:387:PRO:HG2	1:C:390:SER:CA	2.32	0.60
1:C:394:ASN:ND2	1:C:459:SER:HA	2.16	0.60
1:E:185:VAL:N	1:E:186:GLY:HA2	2.16	0.60
1:E:366:VAL:CG1	1:E:367:GLY:N	2.65	0.60
1:F:366:VAL:CG1	1:F:367:GLY:N	2.65	0.60
2:I:68:SER:CA	2:J:102:GLU:CD	2.64	0.60
2:J:129:GLU:C	2:K:6:GLN:CB	2.28	0.60
2:K:18:LEU:HB2	2:K:74:MET:CE	2.31	0.60
2:L:18:LEU:HB2	2:L:74:MET:CE	2.31	0.60
2:L:112:ASP:CB	2:L:115:LYS:HD3	2.32	0.60
1:A:113:GLY:CA	1:A:189:GLU:HB2	2.23	0.60
1:A:387:PRO:HG2	1:A:390:SER:CA	2.32	0.60
1:A:452:LEU:HB2	1:A:457:ILE:HG21	1.82	0.60
1:A:537:LYS:HB2	1:A:545:PHE:CD2	2.37	0.60

*Continued on next page...*

*Continued from previous page...*

Atom-1	Atom-2	Interatomic distance (Å)	Clash overlap (Å)
1:B:338:LEU:HB2	1:B:414:ALA:CB	2.16	0.60
1:B:537:LYS:HB2	1:B:545:PHE:CD2	2.37	0.60
1:C:132:LEU:CD1	1:C:148:ASP:CA	2.79	0.60
1:D:93:GLU:HB3	1:D:140:ASP:HA	0.60	0.60
1:D:352:VAL:HG21	1:D:364:ALA:HB2	1.82	0.60
1:D:366:VAL:CG1	1:D:367:GLY:N	2.65	0.60
1:E:338:LEU:HD12	1:E:414:ALA:N	2.16	0.60
1:E:519:ASN:O	1:E:522:ALA:HB3	2.02	0.60
1:E:532:TYR:CZ	1:E:536:LYS:CE	2.81	0.60
2:G:27:LYS:HE2	2:H:95:GLN:HG3	1.83	0.60
2:G:95:GLN:HG3	2:L:27:LYS:HE2	1.83	0.60
2:G:102:GLU:OE2	2:L:68:SER:CA	2.49	0.60
2:G:127:GLU:C	2:H:8:THR:HB	2.22	0.60
2:I:92:LEU:HB2	2:I:104:VAL:CG2	2.32	0.60
2:J:127:GLU:CA	2:K:8:THR:CB	2.75	0.60
1:A:132:LEU:CG	1:A:148:ASP:CA	2.55	0.60
1:A:363:ARG:HD3	1:A:391:LEU:CD1	2.32	0.60
1:B:452:LEU:HB2	1:B:457:ILE:HG21	1.82	0.60
1:C:92:ILE:CG1	1:C:326:LYS:CD	2.73	0.60
1:C:452:LEU:HB2	1:C:457:ILE:HG21	1.82	0.60
1:D:560:ARG:HB2	1:D:579:VAL:HG12	1.83	0.60
1:E:166:THR:HG23	1:E:171:HIS:C	2.15	0.60
1:F:92:ILE:HD11	1:F:326:LYS:HZ2	1.41	0.60
1:F:264:ILE:HD11	1:F:266:SER:HB3	1.82	0.60
1:F:337:PRO:O	1:F:345:HIS:CD2	2.55	0.60
1:F:338:LEU:HD12	1:F:414:ALA:N	2.16	0.60
1:F:560:ARG:HB2	1:F:579:VAL:HG12	1.83	0.60
2:K:68:SER:CA	2:L:102:GLU:OE2	2.49	0.60
1:B:270:LEU:C	1:B:277:PRO:CD	2.69	0.60
1:C:92:ILE:CD1	1:C:323:LYS:CA	2.67	0.60
1:D:519:ASN:O	1:D:522:ALA:HB3	2.02	0.60
1:E:532:TYR:OH	1:E:536:LYS:HE2	1.99	0.60
1:F:93:GLU:HB3	1:F:140:ASP:HA	0.60	0.60
2:G:112:ASP:CB	2:G:115:LYS:HD3	2.32	0.60
2:J:18:LEU:HB2	2:J:74:MET:HE3	1.84	0.60
1:C:60:LYS:HA	1:C:64:ARG:CA	2.31	0.59
1:C:366:VAL:CG1	1:C:367:GLY:N	2.65	0.59
1:D:60:LYS:HA	1:D:64:ARG:CA	2.31	0.59
1:E:93:GLU:HB3	1:E:140:ASP:HA	0.60	0.59
1:F:113:GLY:O	1:F:141:ASP:OD1	2.19	0.59
2:K:112:ASP:CB	2:K:115:LYS:HD3	2.32	0.59

*Continued on next page...*

*Continued from previous page...*

Atom-1	Atom-2	Interatomic distance (Å)	Clash overlap (Å)
2:K:136:ASP:OD1	2:K:137:PHE:N	2.35	0.59
1:A:113:GLY:O	1:A:141:ASP:OD1	2.19	0.59
1:B:93:GLU:OE2	1:B:141:ASP:HB2	2.03	0.59
1:B:387:PRO:HG2	1:B:390:SER:CA	2.32	0.59
1:C:93:GLU:OE2	1:C:111:ILE:CA	2.50	0.59
1:D:338:LEU:CA	1:D:412:MET:HE3	2.33	0.59
1:E:93:GLU:CB	1:E:140:ASP:CG	2.50	0.59
1:F:93:GLU:OE2	1:F:111:ILE:CA	2.50	0.59
2:H:136:ASP:OD1	2:H:137:PHE:N	2.35	0.59
2:I:27:LYS:HE2	2:J:95:GLN:HG3	1.83	0.59
2:I:136:ASP:OD1	2:I:137:PHE:N	2.35	0.59
2:J:92:LEU:HB2	2:J:104:VAL:CG2	2.32	0.59
2:K:88:LEU:C	2:K:88:LEU:CD2	2.69	0.59
1:A:93:GLU:OE2	1:A:141:ASP:HB2	2.02	0.59
1:B:124:GLU:HG3	1:B:178:ALA:HB1	1.83	0.59
1:C:271:ASN:C	1:C:273:GLU:H	2.06	0.59
1:D:338:LEU:HD12	1:D:414:ALA:N	2.16	0.59
1:E:93:GLU:OE2	1:E:111:ILE:CA	2.50	0.59
1:F:519:ASN:O	1:F:522:ALA:HB3	2.02	0.59
2:G:23:MET:HB2	2:G:74:MET:HA	1.77	0.59
2:H:18:LEU:HB2	2:H:74:MET:CE	2.31	0.59
1:A:45:GLY:O	1:A:190:VAL:CG2	2.51	0.59
1:B:92:ILE:HD12	1:B:323:LYS:HG2	1.85	0.59
1:B:93:GLU:OE2	1:B:111:ILE:CA	2.50	0.59
1:B:185:VAL:N	1:B:186:GLY:HA2	2.16	0.59
1:B:398:PHE:HB2	1:B:436:ARG:HB3	1.85	0.59
1:C:338:LEU:C	1:C:412:MET:HE3	2.21	0.59
1:C:363:ARG:HD3	1:C:391:LEU:CD1	2.32	0.59
1:D:43:GLU:OE2	1:D:67:GLU:HB2	2.03	0.59
1:D:537:LYS:HB2	1:D:545:PHE:CD2	2.36	0.59
1:E:112:TYR:C	1:E:141:ASP:CB	2.67	0.59
1:E:252:PHE:CD2	1:E:257:LYS:CA	2.80	0.59
1:E:537:LYS:HB2	1:E:545:PHE:CD2	2.37	0.59
2:G:23:MET:HA	2:G:70:PHE:CG	2.37	0.59
2:K:68:SER:N	2:L:99:ARG:NE	2.51	0.59
1:A:338:LEU:CB	1:A:412:MET:HE2	2.31	0.59
1:C:33:GLU:HB2	1:C:333:TYR:CE1	2.36	0.59
1:C:43:GLU:OE2	1:C:67:GLU:HB2	2.03	0.59
1:C:92:ILE:HD12	1:C:323:LYS:HG2	1.85	0.59
1:C:140:ASP:O	1:C:141:ASP:CB	2.42	0.59
1:C:519:ASN:O	1:C:522:ALA:HB3	2.02	0.59

*Continued on next page...*

*Continued from previous page...*

Atom-1	Atom-2	Interatomic distance (Å)	Clash overlap (Å)
1:D:132:LEU:CD1	1:D:148:ASP:CA	2.79	0.59
1:D:337:PRO:O	1:D:345:HIS:CD2	2.55	0.59
1:E:34:LYS:HE3	1:E:85:GLY:H	1.65	0.59
1:E:560:ARG:HB2	1:E:579:VAL:HG12	1.83	0.59
1:F:43:GLU:OE2	1:F:67:GLU:HB2	2.02	0.59
1:F:124:GLU:HG3	1:F:178:ALA:HB1	1.83	0.59
1:F:252:PHE:CD2	1:F:257:LYS:CA	2.80	0.59
1:F:387:PRO:HG2	1:F:390:SER:CA	2.32	0.59
2:G:68:SER:N	2:H:99:ARG:NE	2.51	0.59
2:G:99:ARG:NE	2:L:68:SER:N	2.51	0.59
2:H:16:LEU:O	2:H:74:MET:HE2	2.02	0.59
2:J:136:ASP:OD1	2:J:137:PHE:N	2.35	0.59
2:K:92:LEU:HB2	2:K:104:VAL:CG2	2.32	0.59
2:L:23:MET:HA	2:L:70:PHE:CG	2.37	0.59
2:L:92:LEU:HB2	2:L:104:VAL:CG2	2.32	0.59
1:A:43:GLU:OE2	1:A:67:GLU:HB2	2.02	0.59
1:A:64:ARG:H	1:A:64:ARG:CD	2.07	0.59
1:B:33:GLU:HB2	1:B:333:TYR:CE1	2.37	0.59
1:C:124:GLU:HG3	1:C:178:ALA:HB1	1.83	0.59
1:D:93:GLU:OE2	1:D:111:ILE:CA	2.50	0.59
1:D:93:GLU:OE2	1:D:141:ASP:HB2	2.02	0.59
1:E:52:GLU:CG	1:E:88:LEU:HD23	2.16	0.59
1:E:119:ILE:HB	1:E:132:LEU:HB2	1.83	0.59
1:E:264:ILE:CD1	1:E:269:GLN:HB2	2.16	0.59
1:F:398:PHE:HB2	1:F:436:ARG:HB3	1.84	0.59
2:G:92:LEU:HB2	2:G:104:VAL:CG2	2.32	0.59
2:H:23:MET:HA	2:H:70:PHE:CG	2.37	0.59
2:J:27:LYS:HE2	2:K:95:GLN:HG3	1.83	0.59
2:L:18:LEU:HB2	2:L:74:MET:HE3	1.83	0.59
1:A:519:ASN:O	1:A:522:ALA:HB3	2.02	0.59
1:B:132:LEU:CD1	1:B:148:ASP:CA	2.80	0.59
1:B:363:ARG:HD3	1:B:391:LEU:CD1	2.32	0.59
1:B:366:VAL:CG1	1:B:367:GLY:N	2.65	0.59
1:B:431:THR:OG1	1:B:434:PRO:HD3	2.03	0.59
1:B:519:ASN:O	1:B:522:ALA:HB3	2.02	0.59
1:C:83:THR:OG1	1:C:419:GLY:CA	2.50	0.59
1:C:384:LEU:HG	1:C:384:LEU:O	2.02	0.59
1:D:55:ASN:HB2	1:D:58:GLN:CG	2.33	0.59
1:D:431:THR:OG1	1:D:434:PRO:HD3	2.03	0.59
1:F:55:ASN:HB2	1:F:58:GLN:CG	2.33	0.59
1:F:320:TRP:HZ2	1:F:344:VAL:N	1.89	0.59

*Continued on next page...*

*Continued from previous page...*

Atom-1	Atom-2	Interatomic distance (Å)	Clash overlap (Å)
1:F:363:ARG:HD3	1:F:391:LEU:CD1	2.32	0.59
1:F:431:THR:OG1	1:F:434:PRO:HD3	2.03	0.59
2:H:17:PHE:CA	2:H:74:MET:HE1	2.33	0.59
2:I:23:MET:HA	2:I:70:PHE:CG	2.37	0.59
2:J:128:GLU:CA	2:K:8:THR:HG21	2.26	0.59
1:A:93:GLU:OE2	1:A:111:ILE:CA	2.50	0.59
1:A:398:PHE:HB2	1:A:436:ARG:HB3	1.85	0.59
1:B:112:TYR:C	1:B:141:ASP:CB	2.67	0.59
1:B:271:ASN:C	1:B:273:GLU:H	2.06	0.59
1:C:532:TYR:OH	1:C:536:LYS:HE2	1.99	0.59
1:D:271:ASN:C	1:D:273:GLU:H	2.06	0.59
2:H:112:ASP:CB	2:H:115:LYS:HD3	2.32	0.59
2:H:130:VAL:CG2	2:I:6:GLN:HG2	2.19	0.59
1:A:250:ALA:HB1	1:A:252:PHE:CE1	2.38	0.59
1:A:366:VAL:CG1	1:A:367:GLY:N	2.65	0.59
1:B:55:ASN:HB2	1:B:58:GLN:CG	2.33	0.59
1:B:83:THR:OG1	1:B:419:GLY:CA	2.50	0.59
1:B:384:LEU:O	1:B:384:LEU:HG	2.02	0.59
1:D:250:ALA:HB1	1:D:252:PHE:CE1	2.38	0.59
1:E:320:TRP:HZ2	1:E:344:VAL:HA	1.50	0.59
1:E:363:ARG:HD3	1:E:391:LEU:CD1	2.32	0.59
1:F:537:LYS:HB2	1:F:545:PHE:CD2	2.37	0.59
2:H:17:PHE:C	2:H:74:MET:CE	2.60	0.59
2:J:112:ASP:CB	2:J:115:LYS:HD3	2.32	0.59
1:A:92:ILE:CD1	1:A:323:LYS:CA	2.67	0.59
1:B:43:GLU:OE2	1:B:67:GLU:HB2	2.03	0.59
1:C:258:GLN:C	1:C:259:THR:CG2	2.71	0.59
1:C:528:PHE:HZ	2:J:107:TYR:CG	2.17	0.59
1:D:183:LEU:HD11	1:D:192:SER:HG	1.62	0.59
1:D:384:LEU:HG	1:D:384:LEU:O	2.03	0.59
1:E:398:PHE:HB2	1:E:436:ARG:HB3	1.85	0.59
1:A:431:THR:OG1	1:A:434:PRO:HD3	2.03	0.58
1:D:532:TYR:CZ	1:D:536:LYS:CE	2.81	0.58
1:E:43:GLU:OE2	1:E:67:GLU:HB2	2.03	0.58
1:F:45:GLY:O	1:F:190:VAL:CG2	2.51	0.58
1:F:83:THR:OG1	1:F:419:GLY:CA	2.50	0.58
2:G:88:LEU:C	2:G:88:LEU:CD2	2.69	0.58
2:H:68:SER:N	2:I:99:ARG:NE	2.51	0.58
1:C:93:GLU:OE2	1:C:141:ASP:HB2	2.02	0.58
1:D:36:PHE:HD1	1:D:334:TYR:HB2	1.68	0.58
1:D:363:ARG:HD3	1:D:391:LEU:CD1	2.32	0.58

*Continued on next page...*

*Continued from previous page...*

Atom-1	Atom-2	Interatomic distance (Å)	Clash overlap (Å)
1:E:83:THR:OG1	1:E:419:GLY:CA	2.50	0.58
1:F:250:ALA:HB1	1:F:252:PHE:CE1	2.38	0.58
1:F:271:ASN:C	1:F:273:GLU:H	2.06	0.58
2:I:112:ASP:CB	2:I:115:LYS:HD3	2.32	0.58
2:J:23:MET:HA	2:J:70:PHE:CG	2.37	0.58
2:K:23:MET:HA	2:K:70:PHE:CG	2.37	0.58
1:B:45:GLY:O	1:B:190:VAL:CG2	2.51	0.58
1:B:250:ALA:HB1	1:B:252:PHE:CE1	2.38	0.58
1:E:92:ILE:CG1	1:E:326:LYS:CD	2.73	0.58
2:G:136:ASP:OD1	2:G:137:PHE:N	2.35	0.58
2:J:23:MET:CB	2:J:74:MET:HA	2.24	0.58
2:K:130:VAL:HG22	2:L:6:GLN:HG3	1.73	0.58
2:L:136:ASP:OD1	2:L:137:PHE:N	2.35	0.58
1:A:83:THR:OG1	1:A:419:GLY:CA	2.50	0.58
1:A:185:VAL:N	1:A:186:GLY:HA2	2.16	0.58
1:A:504:LEU:HD21	1:A:529:ILE:HG23	1.85	0.58
1:B:528:PHE:CE1	2:I:107:TYR:CB	2.85	0.58
1:C:55:ASN:HB2	1:C:58:GLN:CG	2.33	0.58
1:D:387:PRO:HG2	1:D:390:SER:CA	2.32	0.58
1:E:45:GLY:O	1:E:190:VAL:CG2	2.51	0.58
1:E:55:ASN:HB2	1:E:58:GLN:CG	2.33	0.58
1:E:93:GLU:OE2	1:E:141:ASP:HB2	2.03	0.58
1:E:384:LEU:O	1:E:384:LEU:HG	2.02	0.58
1:F:185:VAL:N	1:F:186:GLY:HA2	2.16	0.58
2:G:16:LEU:H	2:G:16:LEU:HD23	1.69	0.58
2:G:70:PHE:C	2:H:99:ARG:HD2	2.24	0.58
2:H:27:LYS:HE2	2:I:95:GLN:HG3	1.83	0.58
2:J:68:SER:N	2:K:99:ARG:NE	2.51	0.58
2:K:27:LYS:HE2	2:L:95:GLN:HG3	1.83	0.58
2:L:23:MET:HB2	2:L:74:MET:HA	1.77	0.58
1:B:504:LEU:HD21	1:B:529:ILE:HG23	1.85	0.58
1:C:36:PHE:HD1	1:C:334:TYR:HB2	1.68	0.58
1:C:45:GLY:O	1:C:190:VAL:CG2	2.51	0.58
1:D:45:GLY:O	1:D:190:VAL:CG2	2.51	0.58
1:D:83:THR:OG1	1:D:419:GLY:CA	2.50	0.58
1:E:431:THR:OG1	1:E:434:PRO:HD3	2.03	0.58
2:G:70:PHE:H	2:H:99:ARG:CD	2.10	0.58
2:H:101:THR:O	2:H:143:LEU:HB2	2.04	0.58
2:H:129:GLU:C	2:I:6:GLN:CB	2.28	0.58
1:C:117:ASN:CG	1:C:187:ASP:OD1	2.28	0.58
1:D:426:ILE:HG13	1:D:495:GLU:CB	2.33	0.58

*Continued on next page...*

*Continued from previous page...*

Atom-1	Atom-2	Interatomic distance (Å)	Clash overlap (Å)
1:E:387:PRO:HG2	1:E:390:SER:CA	2.32	0.58
1:F:384:LEU:HG	1:F:384:LEU:O	2.03	0.58
1:A:258:GLN:C	1:A:259:THR:CG2	2.71	0.58
1:A:537:LYS:HG2	1:A:542:ILE:O	2.04	0.58
1:B:112:TYR:CA	1:B:141:ASP:CG	2.58	0.58
1:B:537:LYS:HG2	1:B:542:ILE:O	2.04	0.58
1:C:426:ILE:HG13	1:C:495:GLU:CB	2.33	0.58
1:D:452:LEU:HB2	1:D:457:ILE:HG21	1.82	0.58
1:E:93:GLU:OE2	1:E:111:ILE:CB	2.50	0.58
1:E:132:LEU:CD1	1:E:148:ASP:CA	2.79	0.58
1:E:504:LEU:HD21	1:E:529:ILE:HG23	1.85	0.58
1:F:92:ILE:CD1	1:F:323:LYS:CA	2.67	0.58
1:F:93:GLU:OE2	1:F:141:ASP:HB2	2.02	0.58
2:G:101:THR:O	2:G:143:LEU:HB2	2.04	0.58
2:G:127:GLU:O	2:H:6:GLN:O	2.22	0.58
2:I:101:THR:O	2:I:143:LEU:HB2	2.04	0.58
1:B:36:PHE:HD1	1:B:334:TYR:HB2	1.69	0.58
1:B:166:THR:HG22	1:B:171:HIS:C	2.24	0.58
1:B:412:MET:O	1:B:415:VAL:HG12	2.04	0.58
1:D:93:GLU:OE2	1:D:111:ILE:CB	2.50	0.58
1:E:537:LYS:HG2	1:E:542:ILE:O	2.04	0.58
1:F:412:MET:O	1:F:415:VAL:HG12	2.04	0.58
2:H:71:VAL:CG2	2:I:99:ARG:HD3	2.30	0.58
2:H:88:LEU:C	2:H:88:LEU:CD2	2.69	0.58
2:K:120:ASP:C	2:L:33:VAL:N	2.55	0.58
2:L:101:THR:O	2:L:143:LEU:HB2	2.04	0.58
1:A:55:ASN:HB2	1:A:58:GLN:CG	2.33	0.58
1:A:426:ILE:HG13	1:A:495:GLU:CB	2.33	0.58
1:B:183:LEU:HD11	1:B:192:SER:HG	1.66	0.58
1:C:93:GLU:OE2	1:C:111:ILE:CB	2.50	0.58
1:D:113:GLY:CA	1:D:189:GLU:HB2	2.23	0.58
1:D:258:GLN:C	1:D:259:THR:CG2	2.71	0.58
1:E:250:ALA:HB1	1:E:252:PHE:CE1	2.38	0.58
2:K:127:GLU:O	2:L:6:GLN:O	2.22	0.58
1:C:166:THR:HG22	1:C:171:HIS:C	2.24	0.58
1:C:543:GLN:NE2	1:C:568:ILE:CG2	2.49	0.58
1:D:338:LEU:C	1:D:412:MET:HE3	2.24	0.58
1:E:36:PHE:CZ	1:E:418:GLY:O	2.57	0.58
1:E:412:MET:O	1:E:415:VAL:HG12	2.04	0.58
2:H:16:LEU:HD23	2:H:16:LEU:H	1.69	0.58
2:I:70:PHE:C	2:J:99:ARG:HD2	2.24	0.58

*Continued on next page...*



*Continued from previous page...*

Atom-1	Atom-2	Interatomic distance (Å)	Clash overlap (Å)
2:J:70:PHE:C	2:K:99:ARG:HD2	2.24	0.58
2:J:101:THR:O	2:J:143:LEU:HB2	2.04	0.58
2:L:16:LEU:HD23	2:L:16:LEU:H	1.69	0.58
1:A:36:PHE:CZ	1:A:418:GLY:O	2.57	0.57
1:A:412:MET:O	1:A:415:VAL:HG12	2.04	0.57
1:B:36:PHE:CZ	1:B:418:GLY:O	2.57	0.57
1:C:537:LYS:HG2	1:C:542:ILE:O	2.04	0.57
1:D:270:LEU:C	1:D:277:PRO:CD	2.69	0.57
1:D:398:PHE:HB2	1:D:436:ARG:HB3	1.85	0.57
1:E:170:GLU:CB	1:E:286:GLU:O	2.52	0.57
1:F:93:GLU:OE2	1:F:111:ILE:CB	2.50	0.57
1:F:117:ASN:CG	1:F:187:ASP:OD1	2.28	0.57
1:F:246:VAL:HA	1:F:264:ILE:HA	1.86	0.57
1:F:264:ILE:HG22	1:F:277:PRO:O	2.05	0.57
2:I:68:SER:N	2:J:99:ARG:NE	2.51	0.57
1:A:166:THR:HG22	1:A:171:HIS:C	2.24	0.57
1:A:264:ILE:HG22	1:A:277:PRO:O	2.05	0.57
1:C:412:MET:O	1:C:415:VAL:HG12	2.04	0.57
1:D:166:THR:HG22	1:D:171:HIS:C	2.24	0.57
1:F:67:GLU:HB2	1:F:70:ASP:OD2	2.04	0.57
2:H:70:PHE:C	2:I:99:ARG:HD2	2.24	0.57
1:A:67:GLU:HB2	1:A:70:ASP:OD2	2.04	0.57
1:A:173:GLU:HG2	1:A:201:ASP:OD2	2.05	0.57
1:A:271:ASN:C	1:A:273:GLU:H	2.06	0.57
1:A:384:LEU:HG	1:A:384:LEU:O	2.02	0.57
1:B:528:PHE:CZ	2:I:107:TYR:CB	2.85	0.57
1:D:119:ILE:HB	1:D:132:LEU:HB2	1.83	0.57
1:D:170:GLU:CB	1:D:286:GLU:O	2.52	0.57
1:E:173:GLU:HG2	1:E:201:ASP:OD2	2.05	0.57
1:F:36:PHE:CZ	1:F:418:GLY:O	2.57	0.57
1:F:537:LYS:HG2	1:F:542:ILE:O	2.04	0.57
2:G:6:GLN:O	2:L:127:GLU:O	2.22	0.57
2:G:8:THR:HG22	2:L:128:GLU:N	1.96	0.57
2:I:16:LEU:HD23	2:I:16:LEU:H	1.69	0.57
2:I:23:MET:O	2:I:24:ALA:HB2	2.04	0.57
2:K:130:VAL:CG2	2:L:6:GLN:CB	2.68	0.57
1:A:36:PHE:HD1	1:A:334:TYR:HB2	1.69	0.57
1:A:338:LEU:HD12	1:A:414:ALA:HB2	0.58	0.57
1:A:528:PHE:CZ	2:H:107:TYR:HB3	2.39	0.57
1:C:250:ALA:HB1	1:C:252:PHE:CE1	2.38	0.57
1:C:320:TRP:CH2	1:C:347:GLU:HG3	2.35	0.57

*Continued on next page...*

*Continued from previous page...*

Atom-1	Atom-2	Interatomic distance (Å)	Clash overlap (Å)
1:D:528:PHE:CZ	2:K:107:TYR:CG	2.91	0.57
1:E:246:VAL:HA	1:E:264:ILE:HA	1.86	0.57
1:F:32:SER:OG	1:F:426:ILE:HG22	2.05	0.57
1:F:426:ILE:HG13	1:F:495:GLU:CB	2.33	0.57
2:G:99:ARG:HD2	2:L:70:PHE:C	2.24	0.57
2:H:23:MET:O	2:H:24:ALA:HB2	2.04	0.57
2:L:77:TYR:O	2:L:80:LYS:HG2	2.05	0.57
1:C:45:GLY:O	1:C:190:VAL:HG21	2.05	0.57
1:C:338:LEU:HB3	1:C:412:MET:CE	2.23	0.57
1:C:398:PHE:HB2	1:C:436:ARG:HB3	1.85	0.57
1:C:431:THR:OG1	1:C:434:PRO:HD3	2.03	0.57
1:E:352:VAL:HG11	1:E:362:MET:HG3	1.77	0.57
1:E:426:ILE:HG13	1:E:495:GLU:CB	2.33	0.57
1:E:527:ASP:OD2	2:L:136:ASP:OD2	2.21	0.57
2:G:71:VAL:H	2:H:99:ARG:HD3	1.69	0.57
2:I:77:TYR:O	2:I:80:LYS:HG2	2.05	0.57
2:I:120:ASP:C	2:J:33:VAL:N	2.55	0.57
2:K:70:PHE:C	2:L:99:ARG:HD2	2.24	0.57
1:B:45:GLY:O	1:B:190:VAL:HG21	2.05	0.57
1:B:426:ILE:HG13	1:B:495:GLU:CB	2.33	0.57
1:D:173:GLU:HG2	1:D:201:ASP:OD2	2.05	0.57
1:E:32:SER:OG	1:E:426:ILE:HG22	2.05	0.57
2:G:77:TYR:O	2:G:80:LYS:HG2	2.05	0.57
2:J:77:TYR:O	2:J:80:LYS:HG2	2.05	0.57
2:K:77:TYR:O	2:K:80:LYS:HG2	2.05	0.57
1:B:32:SER:OG	1:B:426:ILE:HG22	2.05	0.57
1:B:258:GLN:C	1:B:259:THR:CG2	2.71	0.57
1:C:119:ILE:HB	1:C:132:LEU:HB2	1.83	0.57
1:D:32:SER:OG	1:D:426:ILE:HG22	2.05	0.57
1:D:36:PHE:CZ	1:D:418:GLY:O	2.57	0.57
1:D:92:ILE:CD1	1:D:323:LYS:CA	2.67	0.57
1:E:45:GLY:O	1:E:190:VAL:HG21	2.05	0.57
1:E:107:ILE:HG13	1:E:193:TYR:CE2	2.40	0.57
1:E:535:ARG:NH2	2:L:135:GLU:OE1	2.36	0.57
1:F:173:GLU:HG2	1:F:201:ASP:OD2	2.05	0.57
2:I:118:SER:CA	2:J:7:ASN:HD21	2.17	0.57
1:A:170:GLU:CB	1:A:286:GLU:O	2.52	0.57
1:C:107:ILE:HG13	1:C:193:TYR:CE2	2.40	0.57
1:E:264:ILE:HG22	1:E:277:PRO:O	2.05	0.57
1:E:543:GLN:NE2	1:E:568:ILE:CG2	2.49	0.57
1:F:170:GLU:CB	1:F:286:GLU:O	2.52	0.57

*Continued on next page...*

*Continued from previous page...*

Atom-1	Atom-2	Interatomic distance (Å)	Clash overlap (Å)
2:I:127:GLU:C	2:J:8:THR:HB	2.22	0.57
2:K:23:MET:O	2:K:24:ALA:HB2	2.04	0.57
1:B:173:GLU:HG2	1:B:201:ASP:OD2	2.05	0.57
1:B:338:LEU:HD12	1:B:414:ALA:HB2	0.58	0.57
1:C:246:VAL:HA	1:C:264:ILE:HA	1.87	0.57
1:F:107:ILE:HG13	1:F:193:TYR:CE2	2.40	0.57
2:G:33:VAL:N	2:L:120:ASP:C	2.55	0.57
2:H:118:SER:CA	2:I:7:ASN:HD21	2.17	0.57
2:I:127:GLU:O	2:J:6:GLN:O	2.22	0.57
2:J:127:GLU:O	2:K:6:GLN:O	2.22	0.57
2:L:23:MET:O	2:L:24:ALA:HB2	2.04	0.57
1:A:45:GLY:HA3	1:A:112:TYR:HD1	1.69	0.57
1:B:107:ILE:HG13	1:B:193:TYR:CE2	2.40	0.57
1:B:119:ILE:HB	1:B:132:LEU:HB2	1.83	0.57
1:B:264:ILE:CD1	1:B:269:GLN:HB2	2.16	0.57
1:C:114:ASN:CA	1:C:137:ILE:HD13	2.30	0.57
1:C:320:TRP:HZ2	1:C:344:VAL:N	1.90	0.57
1:D:92:ILE:HG23	1:D:322:ASP:O	2.05	0.57
1:D:107:ILE:HG13	1:D:193:TYR:CE2	2.40	0.57
1:D:320:TRP:CH2	1:D:347:GLU:HG3	2.35	0.57
1:D:412:MET:O	1:D:415:VAL:HG12	2.04	0.57
1:D:537:LYS:HG2	1:D:542:ILE:O	2.04	0.57
1:E:183:LEU:HD11	1:E:192:SER:HG	1.68	0.57
1:E:431:THR:O	1:E:434:PRO:CD	2.53	0.57
2:G:25:HIS:CD2	2:H:98:GLY:CA	2.88	0.57
2:H:71:VAL:H	2:I:99:ARG:HD3	1.69	0.57
2:J:25:HIS:CD2	2:K:98:GLY:CA	2.88	0.57
2:L:89:GLN:HG2	2:L:103:ARG:HD2	1.87	0.57
1:B:264:ILE:HG22	1:B:277:PRO:O	2.05	0.56
1:C:32:SER:OG	1:C:426:ILE:HG22	2.05	0.56
1:C:39:ILE:HG22	1:C:90:MET:HB2	1.87	0.56
1:D:504:LEU:HD21	1:D:529:ILE:HG23	1.85	0.56
1:E:82:TYR:CE2	1:E:433:LYS:HD2	2.40	0.56
1:E:166:THR:HG22	1:E:171:HIS:C	2.24	0.56
1:F:258:GLN:C	1:F:259:THR:CG2	2.71	0.56
2:G:23:MET:O	2:G:24:ALA:HB2	2.04	0.56
2:H:127:GLU:O	2:I:6:GLN:O	2.22	0.56
2:K:16:LEU:HD23	2:K:16:LEU:H	1.69	0.56
2:L:17:PHE:N	2:L:17:PHE:CD1	2.73	0.56
1:A:32:SER:OG	1:A:426:ILE:HG22	2.05	0.56
1:A:93:GLU:OE2	1:A:111:ILE:CB	2.50	0.56

*Continued on next page...*

*Continued from previous page...*

Atom-1	Atom-2	Interatomic distance (Å)	Clash overlap (Å)
1:B:45:GLY:HA3	1:B:112:TYR:HD1	1.69	0.56
1:B:82:TYR:CE2	1:B:433:LYS:HD2	2.40	0.56
1:B:170:GLU:CB	1:B:286:GLU:O	2.52	0.56
1:B:246:VAL:HA	1:B:264:ILE:HA	1.87	0.56
1:B:382:ALA:O	1:B:383:SER:HB2	2.05	0.56
1:C:32:SER:CB	1:C:426:ILE:HG22	2.36	0.56
1:C:67:GLU:HB2	1:C:70:ASP:OD2	2.04	0.56
1:C:320:TRP:HE1	1:C:344:VAL:CG2	1.71	0.56
1:C:382:ALA:O	1:C:383:SER:HB2	2.05	0.56
1:D:67:GLU:HB2	1:D:70:ASP:OD2	2.04	0.56
1:E:258:GLN:C	1:E:259:THR:CG2	2.71	0.56
2:K:101:THR:O	2:K:143:LEU:HB2	2.04	0.56
1:A:45:GLY:O	1:A:190:VAL:HG21	2.05	0.56
1:A:76:TRP:CB	1:A:415:VAL:HG21	2.33	0.56
1:A:107:ILE:HG13	1:A:193:TYR:CE2	2.40	0.56
1:A:169:VAL:HB	1:A:286:GLU:CD	2.20	0.56
1:A:264:ILE:CG2	1:A:269:GLN:HB3	2.16	0.56
1:C:36:PHE:CZ	1:C:418:GLY:O	2.57	0.56
1:C:39:ILE:CD1	1:C:327:PHE:HA	2.03	0.56
1:C:82:TYR:CE2	1:C:433:LYS:HD2	2.40	0.56
1:C:92:ILE:HG23	1:C:322:ASP:O	2.05	0.56
1:C:170:GLU:CB	1:C:286:GLU:O	2.52	0.56
1:C:173:GLU:HG2	1:C:201:ASP:OD2	2.05	0.56
1:C:504:LEU:HD21	1:C:529:ILE:HG23	1.85	0.56
1:D:39:ILE:HG22	1:D:90:MET:HB2	1.87	0.56
1:D:246:VAL:HA	1:D:264:ILE:HA	1.86	0.56
1:D:264:ILE:HG22	1:D:277:PRO:O	2.05	0.56
1:D:320:TRP:CE2	1:D:343:SER:C	2.74	0.56
1:D:431:THR:O	1:D:434:PRO:CD	2.53	0.56
1:E:39:ILE:HG22	1:E:90:MET:HB2	1.87	0.56
1:E:67:GLU:HB2	1:E:70:ASP:OD2	2.04	0.56
1:F:431:THR:O	1:F:434:PRO:CD	2.52	0.56
1:F:532:TYR:CZ	1:F:536:LYS:CE	2.81	0.56
2:G:73:LEU:HD13	2:G:73:LEU:C	2.26	0.56
2:G:120:ASP:C	2:H:33:VAL:N	2.55	0.56
2:H:70:PHE:H	2:I:99:ARG:CD	2.10	0.56
2:H:77:TYR:O	2:H:80:LYS:HG2	2.05	0.56
2:I:73:LEU:C	2:I:73:LEU:HD13	2.26	0.56
2:J:130:VAL:HG22	2:K:6:GLN:HG3	1.73	0.56
2:K:22:GLU:CB	2:K:70:PHE:CE2	2.50	0.56
2:L:73:LEU:C	2:L:73:LEU:HD13	2.26	0.56

*Continued on next page...*

*Continued from previous page...*

Atom-1	Atom-2	Interatomic distance (Å)	Clash overlap (Å)
1:A:92:ILE:HG12	1:A:326:LYS:HZ2	1.60	0.56
1:B:366:VAL:C	1:B:393:ALA:HB3	2.26	0.56
1:B:512:PHE:HE1	1:B:517:THR:HG1	1.53	0.56
1:C:111:ILE:HD12	1:C:112:TYR:HE1	1.71	0.56
1:C:183:LEU:HD11	1:C:192:SER:HG	1.66	0.56
1:C:527:ASP:CG	2:J:136:ASP:OD2	2.40	0.56
1:D:52:GLU:CG	1:D:88:LEU:HD22	2.25	0.56
1:F:45:GLY:HA3	1:F:112:TYR:HD1	1.69	0.56
1:F:366:VAL:C	1:F:393:ALA:HB3	2.26	0.56
2:I:17:PHE:N	2:I:17:PHE:CD1	2.73	0.56
2:I:25:HIS:CD2	2:J:98:GLY:CA	2.88	0.56
2:J:16:LEU:H	2:J:16:LEU:HD23	1.69	0.56
2:J:27:LYS:CE	2:K:95:GLN:HG3	2.36	0.56
2:J:89:GLN:HG2	2:J:103:ARG:HD2	1.87	0.56
1:A:92:ILE:HG23	1:A:322:ASP:O	2.05	0.56
1:B:114:ASN:CA	1:B:137:ILE:HD13	2.30	0.56
1:F:45:GLY:O	1:F:190:VAL:HG21	2.05	0.56
1:F:92:ILE:HG23	1:F:322:ASP:O	2.05	0.56
1:F:504:LEU:HD21	1:F:529:ILE:HG23	1.85	0.56
2:G:7:ASN:ND2	2:L:118:SER:CA	2.65	0.56
2:G:98:GLY:CA	2:L:25:HIS:CD2	2.88	0.56
2:H:25:HIS:CD2	2:I:98:GLY:CA	2.88	0.56
1:A:382:ALA:O	1:A:383:SER:HB2	2.05	0.56
1:A:437:VAL:HG21	1:A:462:PHE:CZ	2.39	0.56
1:B:32:SER:CB	1:B:426:ILE:HG22	2.36	0.56
1:B:320:TRP:CD1	1:B:340:SER:HA	2.41	0.56
1:C:45:GLY:HA3	1:C:112:TYR:HD1	1.69	0.56
1:C:264:ILE:HG22	1:C:277:PRO:O	2.04	0.56
1:C:366:VAL:C	1:C:393:ALA:HB3	2.26	0.56
1:D:45:GLY:O	1:D:190:VAL:HG21	2.05	0.56
1:E:45:GLY:HA3	1:E:112:TYR:HD1	1.69	0.56
1:E:271:ASN:C	1:E:273:GLU:H	2.06	0.56
1:F:36:PHE:HD1	1:F:334:TYR:HB2	1.68	0.56
2:G:118:SER:CA	2:H:7:ASN:HD21	2.17	0.56
2:J:88:LEU:C	2:J:88:LEU:CD2	2.69	0.56
2:K:17:PHE:CD1	2:K:17:PHE:N	2.73	0.56
2:K:27:LYS:CE	2:L:95:GLN:HG3	2.36	0.56
1:B:67:GLU:HB2	1:B:70:ASP:OD2	2.04	0.56
1:D:82:TYR:CE2	1:D:433:LYS:HD2	2.40	0.56
1:D:320:TRP:CD1	1:D:340:SER:HA	2.41	0.56
1:F:39:ILE:HG22	1:F:90:MET:HB2	1.87	0.56

*Continued on next page...*

*Continued from previous page...*

Atom-1	Atom-2	Interatomic distance (Å)	Clash overlap (Å)
2:J:23:MET:O	2:J:24:ALA:HB2	2.04	0.56
1:A:36:PHE:CZ	1:A:422:SER:CB	2.87	0.56
1:B:39:ILE:HG22	1:B:90:MET:HB2	1.87	0.56
1:B:111:ILE:HD12	1:B:112:TYR:HE1	1.71	0.56
1:B:271:ASN:H	1:B:277:PRO:HD3	1.71	0.56
1:D:45:GLY:HA3	1:D:112:TYR:HD1	1.69	0.56
1:E:92:ILE:HG23	1:E:322:ASP:O	2.05	0.56
1:E:264:ILE:CD1	1:E:269:GLN:HB3	2.17	0.56
1:F:93:GLU:HG2	1:F:112:TYR:CE2	2.41	0.56
1:F:504:LEU:HD22	1:F:529:ILE:HD12	1.88	0.56
2:H:120:ASP:C	2:I:33:VAL:N	2.55	0.56
2:J:17:PHE:N	2:J:17:PHE:CD1	2.73	0.56
1:A:394:ASN:OD1	1:A:457:ILE:HD13	2.06	0.56
1:C:93:GLU:HG2	1:C:112:TYR:CE2	2.41	0.56
1:C:264:ILE:CG2	1:C:269:GLN:HB3	2.16	0.56
1:C:320:TRP:CD1	1:C:340:SER:HA	2.41	0.56
1:D:428:GLU:O	1:D:429:SER:HB2	2.06	0.56
1:E:120:GLN:O	1:E:181:LEU:HD12	2.06	0.56
1:E:387:PRO:CD	1:E:390:SER:HB3	2.36	0.56
1:F:52:GLU:CG	1:F:88:LEU:HD22	2.25	0.56
1:F:283:GLU:HA	1:F:287:GLU:CB	2.34	0.56
2:G:128:GLU:CA	2:H:8:THR:HG21	2.26	0.56
2:K:25:HIS:CD2	2:L:98:GLY:CA	2.88	0.56
2:K:71:VAL:H	2:L:99:ARG:HD3	1.69	0.56
1:A:366:VAL:C	1:A:393:ALA:HB3	2.26	0.56
1:B:452:LEU:HD22	1:B:459:SER:HB2	1.88	0.56
1:C:363:ARG:CD	1:C:391:LEU:HD12	2.36	0.56
1:C:394:ASN:OD1	1:C:457:ILE:HD13	2.06	0.56
1:D:93:GLU:HG2	1:D:112:TYR:CE2	2.41	0.56
1:D:264:ILE:CD1	1:D:269:GLN:HB2	2.16	0.56
1:D:366:VAL:C	1:D:393:ALA:HB3	2.26	0.56
1:D:394:ASN:OD1	1:D:457:ILE:HD13	2.06	0.56
1:E:320:TRP:CD1	1:E:340:SER:HA	2.41	0.56
1:E:320:TRP:HZ2	1:E:344:VAL:N	1.89	0.56
1:E:366:VAL:C	1:E:393:ALA:HB3	2.26	0.56
1:E:382:ALA:O	1:E:383:SER:HB2	2.05	0.56
1:E:394:ASN:OD1	1:E:457:ILE:HD13	2.06	0.56
1:F:82:TYR:CE2	1:F:433:LYS:HD2	2.40	0.56
1:F:394:ASN:OD1	1:F:457:ILE:HD13	2.06	0.56
2:G:27:LYS:CE	2:H:95:GLN:HG3	2.36	0.56
2:G:95:GLN:HG3	2:L:27:LYS:CE	2.36	0.56

*Continued on next page...*

*Continued from previous page...*

Atom-1	Atom-2	Interatomic distance (Å)	Clash overlap (Å)
2:G:130:VAL:CG2	2:H:6:GLN:HG2	2.18	0.56
1:A:320:TRP:CD1	1:A:340:SER:HA	2.41	0.55
1:B:93:GLU:HG2	1:B:112:TYR:CE2	2.41	0.55
1:B:320:TRP:HE1	1:B:344:VAL:CG2	1.71	0.55
1:B:428:GLU:O	1:B:429:SER:HB2	2.06	0.55
1:C:120:GLN:O	1:C:181:LEU:HD12	2.06	0.55
1:C:431:THR:O	1:C:434:PRO:CD	2.52	0.55
1:C:541:GLU:H	1:C:568:ILE:CG1	2.19	0.55
1:D:173:GLU:HB3	1:D:199:ALA:HB3	1.88	0.55
1:E:93:GLU:HG2	1:E:112:TYR:CE2	2.41	0.55
1:F:428:GLU:O	1:F:429:SER:HB2	2.06	0.55
2:H:26:ILE:HD11	2:H:61:ALA:HB1	1.89	0.55
2:I:27:LYS:CE	2:J:95:GLN:HG3	2.36	0.55
1:A:32:SER:CB	1:A:426:ILE:HG22	2.36	0.55
1:A:43:GLU:OE2	1:A:67:GLU:OE1	2.24	0.55
1:A:246:VAL:HA	1:A:264:ILE:HA	1.86	0.55
1:B:173:GLU:HB3	1:B:199:ALA:HB3	1.89	0.55
1:B:338:LEU:CG	1:B:366:VAL:C	2.52	0.55
1:E:43:GLU:OE2	1:E:67:GLU:OE1	2.24	0.55
1:F:166:THR:HG22	1:F:171:HIS:O	1.96	0.55
2:H:27:LYS:CE	2:I:95:GLN:HG3	2.36	0.55
2:K:89:GLN:HG2	2:K:103:ARG:HD2	1.87	0.55
1:A:50:VAL:O	1:A:50:VAL:HG12	2.07	0.55
1:A:82:TYR:CE2	1:A:433:LYS:HD2	2.40	0.55
1:A:431:THR:OG1	1:A:434:PRO:HG3	2.06	0.55
1:B:38:LEU:CD1	1:B:76:TRP:CZ2	2.76	0.55
1:B:92:ILE:HG23	1:B:322:ASP:O	2.05	0.55
1:B:352:VAL:HG11	1:B:362:MET:HG3	1.77	0.55
1:B:528:PHE:CE1	2:I:107:TYR:HB3	2.40	0.55
1:C:36:PHE:CZ	1:C:422:SER:CB	2.87	0.55
1:D:363:ARG:CD	1:D:391:LEU:HD12	2.36	0.55
1:E:338:LEU:CG	1:E:366:VAL:C	2.52	0.55
1:F:120:GLN:O	1:F:181:LEU:HD12	2.06	0.55
1:F:165:ALA:O	1:F:169:VAL:HG22	2.07	0.55
1:F:320:TRP:CE2	1:F:343:SER:C	2.74	0.55
2:I:71:VAL:H	2:J:99:ARG:HD3	1.69	0.55
2:I:89:GLN:HG2	2:I:103:ARG:HD2	1.87	0.55
2:J:73:LEU:HD13	2:J:73:LEU:C	2.26	0.55
2:K:73:LEU:C	2:K:73:LEU:HD13	2.26	0.55
2:K:118:SER:CA	2:L:7:ASN:ND2	2.65	0.55
1:A:120:GLN:O	1:A:181:LEU:HD12	2.06	0.55

*Continued on next page...*

*Continued from previous page...*

Atom-1	Atom-2	Interatomic distance (Å)	Clash overlap (Å)
1:B:165:ALA:O	1:B:169:VAL:HG22	2.07	0.55
1:B:541:GLU:H	1:B:568:ILE:CG1	2.19	0.55
1:C:165:ALA:O	1:C:169:VAL:HG22	2.07	0.55
1:C:173:GLU:HB3	1:C:199:ALA:HB3	1.89	0.55
1:C:452:LEU:HD22	1:C:459:SER:HB2	1.88	0.55
1:D:165:ALA:O	1:D:169:VAL:HG22	2.07	0.55
1:E:327:PHE:CE2	1:E:351:PHE:HB2	2.42	0.55
1:F:50:VAL:O	1:F:50:VAL:HG12	2.07	0.55
1:A:36:PHE:CE2	1:A:419:GLY:CA	2.87	0.55
1:A:39:ILE:HG22	1:A:90:MET:HB2	1.87	0.55
1:B:120:GLN:O	1:B:181:LEU:HD12	2.06	0.55
1:B:387:PRO:CD	1:B:390:SER:HB3	2.36	0.55
1:C:271:ASN:H	1:C:277:PRO:HD3	1.71	0.55
1:C:327:PHE:CE2	1:C:351:PHE:HB2	2.42	0.55
1:D:39:ILE:HA	1:D:326:LYS:HE2	1.88	0.55
1:D:43:GLU:OE2	1:D:67:GLU:OE1	2.24	0.55
1:D:111:ILE:HD12	1:D:112:TYR:HE1	1.71	0.55
1:D:114:ASN:CA	1:D:137:ILE:HD13	2.30	0.55
1:D:387:PRO:CD	1:D:390:SER:HB3	2.36	0.55
1:E:36:PHE:HD1	1:E:334:TYR:HB2	1.68	0.55
1:E:92:ILE:CD1	1:E:323:LYS:CA	2.67	0.55
1:E:283:GLU:HA	1:E:287:GLU:CB	2.33	0.55
1:E:504:LEU:HD22	1:E:529:ILE:HD12	1.88	0.55
1:F:32:SER:CB	1:F:426:ILE:HG22	2.36	0.55
1:F:166:THR:HG22	1:F:171:HIS:C	2.24	0.55
2:H:73:LEU:HD13	2:H:73:LEU:C	2.26	0.55
2:H:89:GLN:HG2	2:H:103:ARG:HD2	1.87	0.55
2:I:17:PHE:CA	2:I:74:MET:HE1	2.36	0.55
2:J:71:VAL:CG2	2:K:99:ARG:HD3	2.30	0.55
1:A:92:ILE:CD1	1:A:323:LYS:CG	2.78	0.55
1:C:43:GLU:OE2	1:C:67:GLU:OE1	2.24	0.55
1:C:52:GLU:CG	1:C:88:LEU:HD22	2.25	0.55
1:C:124:GLU:CG	1:C:178:ALA:HB1	2.37	0.55
1:C:524:ILE:CG1	2:J:107:TYR:OH	2.54	0.55
1:D:253:GLY:HA3	1:D:258:GLN:NE2	2.22	0.55
1:D:320:TRP:HZ2	1:D:344:VAL:N	1.89	0.55
1:D:437:VAL:HG21	1:D:462:PHE:CZ	2.39	0.55
1:E:50:VAL:O	1:E:50:VAL:HG12	2.07	0.55
1:E:52:GLU:CG	1:E:88:LEU:HD22	2.25	0.55
1:E:437:VAL:HG21	1:E:462:PHE:CZ	2.39	0.55
1:F:320:TRP:CD1	1:F:340:SER:HA	2.41	0.55

*Continued on next page...*



*Continued from previous page...*

Atom-1	Atom-2	Interatomic distance (Å)	Clash overlap (Å)
1:F:382:ALA:O	1:F:383:SER:HB2	2.05	0.55
2:G:7:ASN:HD21	2:L:118:SER:CA	2.17	0.55
2:G:17:PHE:N	2:G:17:PHE:CD1	2.73	0.55
2:G:89:GLN:HG2	2:G:103:ARG:HD2	1.87	0.55
2:G:127:GLU:HA	2:H:8:THR:CB	2.37	0.55
2:H:17:PHE:CD1	2:H:17:PHE:N	2.73	0.55
2:J:71:VAL:H	2:K:99:ARG:HD3	1.69	0.55
2:L:26:ILE:HD11	2:L:61:ALA:HB1	1.88	0.55
1:A:124:GLU:CG	1:A:178:ALA:HB1	2.37	0.55
1:A:253:GLY:HA3	1:A:258:GLN:NE2	2.22	0.55
1:A:271:ASN:H	1:A:277:PRO:HD3	1.71	0.55
1:A:363:ARG:CD	1:A:391:LEU:HD12	2.36	0.55
1:A:428:GLU:O	1:A:429:SER:HB2	2.06	0.55
1:B:320:TRP:CH2	1:B:347:GLU:HG3	2.35	0.55
1:B:424:LEU:HD23	1:B:428:GLU:OE2	2.07	0.55
1:C:270:LEU:C	1:C:277:PRO:CD	2.69	0.55
1:C:320:TRP:CD1	1:C:340:SER:CA	2.90	0.55
1:D:320:TRP:CD1	1:D:340:SER:CA	2.90	0.55
1:D:382:ALA:O	1:D:383:SER:HB2	2.05	0.55
2:G:99:ARG:HD3	2:L:71:VAL:H	1.70	0.55
2:I:71:VAL:CG2	2:J:99:ARG:HD3	2.30	0.55
1:A:352:VAL:HG11	1:A:362:MET:HG3	1.77	0.55
1:B:253:GLY:HA3	1:B:258:GLN:NE2	2.21	0.55
1:B:258:GLN:O	1:B:259:THR:HG23	2.07	0.55
1:C:39:ILE:HA	1:C:326:LYS:HE2	1.89	0.55
1:C:166:THR:HG22	1:C:171:HIS:O	1.96	0.55
1:C:253:GLY:HA3	1:C:258:GLN:NE2	2.22	0.55
1:D:283:GLU:HA	1:D:287:GLU:CB	2.33	0.55
1:E:173:GLU:HB3	1:E:199:ALA:HB3	1.89	0.55
1:E:541:GLU:H	1:E:568:ILE:CG1	2.19	0.55
1:F:39:ILE:HA	1:F:326:LYS:HE2	1.89	0.55
1:F:254:ASP:C	1:F:256:GLU:H	2.11	0.55
2:H:127:GLU:HA	2:I:8:THR:CB	2.37	0.55
2:I:26:ILE:HD11	2:I:61:ALA:HB1	1.88	0.55
2:I:118:SER:CA	2:J:7:ASN:ND2	2.65	0.55
2:J:55:ALA:HB1	2:J:137:PHE:HD2	1.72	0.55
2:J:136:ASP:OD1	2:J:137:PHE:O	2.25	0.55
2:K:55:ALA:HB1	2:K:137:PHE:HD2	1.72	0.55
1:A:92:ILE:HD12	1:A:323:LYS:HG2	1.85	0.55
1:A:93:GLU:HG2	1:A:112:TYR:CE2	2.41	0.55
1:A:165:ALA:O	1:A:169:VAL:HG22	2.07	0.55

*Continued on next page...*

*Continued from previous page...*

Atom-1	Atom-2	Interatomic distance (Å)	Clash overlap (Å)
1:A:431:THR:O	1:A:434:PRO:CD	2.52	0.55
1:A:543:GLN:CD	1:A:568:ILE:HG23	2.27	0.55
1:B:254:ASP:C	1:B:256:GLU:H	2.11	0.55
1:C:185:VAL:N	1:C:186:GLY:HA2	2.16	0.55
1:C:424:LEU:HD23	1:C:428:GLU:OE2	2.07	0.55
1:C:431:THR:OG1	1:C:434:PRO:HG3	2.06	0.55
1:D:36:PHE:CE2	1:D:419:GLY:CA	2.87	0.55
1:D:120:GLN:O	1:D:181:LEU:HD12	2.06	0.55
1:D:431:THR:OG1	1:D:434:PRO:HG3	2.06	0.55
1:F:33:GLU:O	1:F:333:TYR:HD1	1.89	0.55
1:F:352:VAL:HG11	1:F:362:MET:HG3	1.77	0.55
1:F:363:ARG:CD	1:F:391:LEU:HD12	2.36	0.55
1:F:541:GLU:H	1:F:568:ILE:CG1	2.19	0.55
2:H:69:LYS:CE	2:I:139:VAL:O	2.55	0.55
2:K:26:ILE:HD11	2:K:61:ALA:HB1	1.89	0.55
1:A:173:GLU:HB3	1:A:199:ALA:HB3	1.89	0.55
1:B:363:ARG:CD	1:B:391:LEU:HD12	2.37	0.55
1:B:394:ASN:OD1	1:B:457:ILE:HD13	2.06	0.55
1:D:92:ILE:HD11	1:D:326:LYS:HZ2	1.42	0.55
1:D:445:GLU:HB3	1:D:462:PHE:HB2	1.89	0.55
1:E:431:THR:OG1	1:E:434:PRO:HG3	2.06	0.55
1:F:92:ILE:HD12	1:F:323:LYS:HG2	1.85	0.55
1:F:431:THR:OG1	1:F:434:PRO:HG3	2.06	0.55
2:H:136:ASP:OD1	2:H:137:PHE:O	2.25	0.55
2:I:55:ALA:HB1	2:I:137:PHE:HD2	1.72	0.55
1:A:254:ASP:C	1:A:256:GLU:H	2.11	0.54
1:A:424:LEU:HD23	1:A:428:GLU:OE2	2.07	0.54
1:A:445:GLU:HB3	1:A:462:PHE:HB2	1.89	0.54
1:A:545:PHE:O	1:A:545:PHE:CG	2.60	0.54
1:B:36:PHE:CZ	1:B:422:SER:CB	2.87	0.54
1:B:445:GLU:HB3	1:B:462:PHE:HB2	1.89	0.54
1:B:504:LEU:CD2	1:B:529:ILE:CG2	2.85	0.54
1:C:248:VAL:HA	1:C:262:ASN:OD1	2.07	0.54
1:C:254:ASP:C	1:C:256:GLU:H	2.11	0.54
1:C:264:ILE:CD1	1:C:269:GLN:HB2	2.16	0.54
1:D:541:GLU:H	1:D:568:ILE:CG1	2.19	0.54
1:E:92:ILE:HD12	1:E:323:LYS:HG2	1.85	0.54
1:E:253:GLY:HA3	1:E:258:GLN:NE2	2.21	0.54
1:F:43:GLU:OE2	1:F:67:GLU:OE1	2.24	0.54
2:H:55:ALA:HB1	2:H:137:PHE:HD2	1.72	0.54
2:I:136:ASP:OD1	2:I:137:PHE:O	2.25	0.54

*Continued on next page...*

*Continued from previous page...*

Atom-1	Atom-2	Interatomic distance (Å)	Clash overlap (Å)
2:J:130:VAL:HG23	2:K:6:GLN:HG2	1.72	0.54
1:A:524:ILE:HG12	2:H:107:TYR:CE2	2.41	0.54
1:B:174:GLU:C	1:B:175:THR:HG1	2.00	0.54
1:B:431:THR:OG1	1:B:434:PRO:HG3	2.06	0.54
1:B:437:VAL:HG21	1:B:462:PHE:CZ	2.39	0.54
1:B:504:LEU:HD22	1:B:529:ILE:HD12	1.88	0.54
1:C:394:ASN:HB2	1:C:457:ILE:HG12	1.89	0.54
1:C:553:ILE:HG13	1:C:555:GLU:O	2.07	0.54
1:E:445:GLU:HB3	1:E:462:PHE:HB2	1.89	0.54
1:E:504:LEU:CD2	1:E:529:ILE:CG2	2.85	0.54
1:F:173:GLU:HB3	1:F:199:ALA:HB3	1.89	0.54
1:F:327:PHE:CE2	1:F:351:PHE:HB2	2.42	0.54
2:G:69:LYS:CE	2:H:139:VAL:O	2.55	0.54
2:G:136:ASP:OD1	2:G:137:PHE:O	2.25	0.54
2:K:63:PHE:C	2:L:96:SER:H	2.10	0.54
2:K:69:LYS:CE	2:L:139:VAL:O	2.55	0.54
1:B:431:THR:O	1:B:434:PRO:CD	2.52	0.54
1:B:545:PHE:O	1:B:545:PHE:CG	2.60	0.54
1:B:553:ILE:HG13	1:B:555:GLU:O	2.07	0.54
1:C:134:LEU:HD21	1:C:137:ILE:HG23	1.87	0.54
1:C:445:GLU:HB3	1:C:462:PHE:HB2	1.89	0.54
1:D:50:VAL:O	1:D:50:VAL:HG12	2.07	0.54
1:D:504:LEU:CD2	1:D:529:ILE:CG2	2.85	0.54
1:D:540:ASN:C	1:D:568:ILE:HD11	2.25	0.54
1:E:76:TRP:CB	1:E:415:VAL:HG21	2.33	0.54
1:F:320:TRP:CD1	1:F:340:SER:CA	2.90	0.54
1:F:341:LYS:O	1:F:345:HIS:CE1	2.60	0.54
1:F:504:LEU:CD2	1:F:529:ILE:CG2	2.85	0.54
2:I:22:GLU:CB	2:I:70:PHE:CE2	2.50	0.54
2:J:26:ILE:HD11	2:J:61:ALA:HB1	1.89	0.54
1:B:43:GLU:OE2	1:B:67:GLU:OE1	2.24	0.54
1:B:248:VAL:HA	1:B:262:ASN:OD1	2.07	0.54
1:C:324:LEU:CD1	1:C:351:PHE:CZ	2.88	0.54
1:D:32:SER:CB	1:D:426:ILE:HG22	2.36	0.54
1:D:327:PHE:CE2	1:D:351:PHE:HB2	2.42	0.54
1:E:124:GLU:CG	1:E:178:ALA:HB1	2.37	0.54
1:F:124:GLU:CG	1:F:178:ALA:HB1	2.37	0.54
1:F:445:GLU:HB3	1:F:462:PHE:HB2	1.89	0.54
1:F:545:PHE:O	1:F:545:PHE:CG	2.61	0.54
2:G:139:VAL:O	2:L:69:LYS:CE	2.55	0.54
2:J:69:LYS:CE	2:K:139:VAL:O	2.55	0.54

*Continued on next page...*

*Continued from previous page...*

Atom-1	Atom-2	Interatomic distance (Å)	Clash overlap (Å)
2:J:127:GLU:C	2:K:8:THR:HB	2.22	0.54
2:J:130:VAL:CG2	2:K:6:GLN:HG2	2.18	0.54
2:L:136:ASP:OD1	2:L:137:PHE:O	2.25	0.54
1:A:92:ILE:HD11	1:A:326:LYS:HZ2	1.38	0.54
1:A:541:GLU:H	1:A:568:ILE:CG1	2.19	0.54
1:B:93:GLU:OE2	1:B:111:ILE:CB	2.50	0.54
1:B:124:GLU:CG	1:B:178:ALA:HB1	2.37	0.54
1:B:338:LEU:CG	1:B:414:ALA:HB3	2.17	0.54
1:B:338:LEU:CB	1:B:412:MET:HE2	2.36	0.54
1:D:553:ILE:HG13	1:D:555:GLU:O	2.07	0.54
1:E:165:ALA:O	1:E:169:VAL:HG22	2.07	0.54
1:E:270:LEU:HD12	1:E:270:LEU:O	2.08	0.54
1:E:341:LYS:O	1:E:345:HIS:CE1	2.60	0.54
1:E:452:LEU:HD22	1:E:459:SER:HB2	1.88	0.54
1:F:394:ASN:HB2	1:F:457:ILE:HG12	1.89	0.54
2:G:96:SER:H	2:L:63:PHE:C	2.10	0.54
2:I:63:PHE:C	2:J:96:SER:H	2.10	0.54
2:K:136:ASP:OD1	2:K:137:PHE:O	2.25	0.54
1:A:39:ILE:HA	1:A:326:LYS:HE2	1.88	0.54
1:A:248:VAL:HA	1:A:262:ASN:OD1	2.07	0.54
1:A:387:PRO:CD	1:A:390:SER:HB3	2.36	0.54
1:B:320:TRP:CD1	1:B:340:SER:CA	2.90	0.54
1:B:367:GLY:HA2	1:B:393:ALA:CB	2.30	0.54
1:C:50:VAL:HG12	1:C:50:VAL:O	2.07	0.54
1:C:512:PHE:HE1	1:C:517:THR:HG1	1.52	0.54
1:D:528:PHE:HZ	2:K:107:TYR:CB	2.05	0.54
1:E:111:ILE:HG13	1:E:112:TYR:HD1	1.73	0.54
1:F:169:VAL:O	1:F:170:GLU:HB2	2.07	0.54
1:F:248:VAL:HA	1:F:262:ASN:OD1	2.07	0.54
2:G:26:ILE:HD11	2:G:61:ALA:HB1	1.89	0.54
2:J:16:LEU:CD2	2:J:24:ALA:HB3	2.38	0.54
2:J:27:LYS:NZ	2:K:95:GLN:OE1	2.41	0.54
1:A:44:GLY:CA	1:A:189:GLU:OE1	2.56	0.54
1:A:258:GLN:O	1:A:259:THR:HG23	2.07	0.54
1:A:452:LEU:HD22	1:A:459:SER:HB2	1.88	0.54
1:B:44:GLY:CA	1:B:189:GLU:OE1	2.56	0.54
1:C:281:GLU:O	1:C:282:VAL:C	2.44	0.54
1:C:338:LEU:CG	1:C:366:VAL:C	2.52	0.54
1:C:387:PRO:CD	1:C:390:SER:HB3	2.36	0.54
1:C:504:LEU:HD22	1:C:529:ILE:HD12	1.88	0.54
1:D:504:LEU:HD22	1:D:529:ILE:HD12	1.88	0.54

*Continued on next page...*

*Continued from previous page...*

Atom-1	Atom-2	Interatomic distance (Å)	Clash overlap (Å)
1:E:320:TRP:CD1	1:E:340:SER:CA	2.90	0.54
1:E:428:GLU:O	1:E:429:SER:HB2	2.06	0.54
1:F:437:VAL:HG21	1:F:462:PHE:CZ	2.40	0.54
2:G:17:PHE:CA	2:G:74:MET:HE1	2.38	0.54
2:J:63:PHE:C	2:K:96:SER:H	2.10	0.54
2:J:70:PHE:H	2:K:99:ARG:CD	2.10	0.54
2:J:118:SER:CA	2:K:7:ASN:HD21	2.17	0.54
2:J:118:SER:CA	2:K:7:ASN:ND2	2.65	0.54
1:A:114:ASN:CA	1:A:137:ILE:HD13	2.30	0.54
1:A:320:TRP:CD1	1:A:340:SER:CA	2.90	0.54
1:A:504:LEU:HD22	1:A:529:ILE:HD12	1.88	0.54
1:D:111:ILE:HG13	1:D:112:TYR:HD1	1.73	0.54
1:E:111:ILE:HD12	1:E:112:TYR:HE1	1.71	0.54
1:E:248:VAL:HA	1:E:262:ASN:OD1	2.07	0.54
1:E:270:LEU:HB2	1:E:274:GLY:HA2	1.89	0.54
1:F:424:LEU:HD23	1:F:428:GLU:OE2	2.07	0.54
2:G:6:GLN:HG2	2:L:130:VAL:HG23	1.72	0.54
2:G:63:PHE:C	2:H:96:SER:H	2.10	0.54
2:I:16:LEU:CD2	2:I:24:ALA:HB3	2.38	0.54
2:K:129:GLU:C	2:L:6:GLN:CB	2.28	0.54
1:B:166:THR:HG22	1:B:172:ASP:CA	2.38	0.54
1:B:560:ARG:HB2	1:B:579:VAL:HA	1.90	0.54
1:C:428:GLU:O	1:C:429:SER:HB2	2.06	0.54
1:E:39:ILE:HA	1:E:326:LYS:HE2	1.88	0.54
1:F:36:PHE:CE2	1:F:419:GLY:CA	2.87	0.54
1:F:253:GLY:HA3	1:F:258:GLN:NE2	2.22	0.54
2:G:55:ALA:HB1	2:G:137:PHE:HD2	1.72	0.54
2:H:27:LYS:NZ	2:I:95:GLN:OE1	2.41	0.54
1:A:394:ASN:HB2	1:A:457:ILE:HG12	1.89	0.54
1:B:50:VAL:O	1:B:50:VAL:HG12	2.07	0.54
1:C:169:VAL:O	1:C:170:GLU:HB2	2.07	0.54
1:D:169:VAL:O	1:D:170:GLU:HB2	2.07	0.54
1:D:268:GLU:O	1:D:269:GLN:C	2.44	0.54
1:E:93:GLU:OE2	1:E:111:ILE:C	2.45	0.54
1:E:363:ARG:CD	1:E:391:LEU:HD12	2.37	0.54
1:E:394:ASN:HB2	1:E:457:ILE:HG12	1.89	0.54
1:F:169:VAL:HB	1:F:286:GLU:CD	2.20	0.54
2:G:71:VAL:CG2	2:H:99:ARG:HD3	2.30	0.54
2:G:99:ARG:HD3	2:L:71:VAL:CG2	2.30	0.54
2:K:118:SER:CA	2:L:7:ASN:HD21	2.17	0.54
1:A:43:GLU:OE2	1:A:67:GLU:CB	2.56	0.53

*Continued on next page...*

*Continued from previous page...*

Atom-1	Atom-2	Interatomic distance (Å)	Clash overlap (Å)
1:A:270:LEU:HD12	1:A:270:LEU:O	2.08	0.53
1:A:324:LEU:CD1	1:A:351:PHE:CZ	2.88	0.53
1:A:553:ILE:HG13	1:A:555:GLU:O	2.07	0.53
1:B:270:LEU:HB2	1:B:274:GLY:HA2	1.89	0.53
1:C:270:LEU:HD12	1:C:270:LEU:O	2.08	0.53
1:C:545:PHE:O	1:C:545:PHE:CG	2.61	0.53
1:C:560:ARG:HB2	1:C:579:VAL:HA	1.90	0.53
1:D:452:LEU:HD22	1:D:459:SER:HB2	1.89	0.53
1:D:453:ASN:O	1:D:454:GLU:HB2	2.08	0.53
1:D:538:ARG:NH1	2:K:34:GLU:OE1	2.42	0.53
1:E:264:ILE:CG2	1:E:269:GLN:HB3	2.16	0.53
1:E:367:GLY:HA2	1:E:393:ALA:CB	2.30	0.53
1:E:553:ILE:HG13	1:E:555:GLU:O	2.07	0.53
1:E:560:ARG:HB2	1:E:579:VAL:HA	1.90	0.53
1:F:270:LEU:HD12	1:F:270:LEU:O	2.08	0.53
1:F:452:LEU:HD22	1:F:459:SER:HB2	1.89	0.53
1:F:560:ARG:HB2	1:F:579:VAL:HA	1.91	0.53
2:K:16:LEU:HD12	2:K:78:VAL:HB	1.90	0.53
2:L:55:ALA:HB1	2:L:137:PHE:HD2	1.72	0.53
1:C:453:ASN:O	1:C:454:GLU:HB2	2.08	0.53
1:D:45:GLY:CA	1:D:111:ILE:CG1	2.60	0.53
1:D:424:LEU:HD23	1:D:428:GLU:OE2	2.07	0.53
1:E:254:ASP:C	1:E:256:GLU:H	2.11	0.53
1:E:258:GLN:O	1:E:259:THR:HG23	2.07	0.53
1:E:501:VAL:HG13	1:E:578:LEU:CD1	2.38	0.53
1:E:545:PHE:O	1:E:545:PHE:CG	2.61	0.53
1:F:166:THR:HG22	1:F:172:ASP:CA	2.38	0.53
2:H:63:PHE:C	2:I:96:SER:H	2.10	0.53
2:I:69:LYS:CE	2:J:139:VAL:O	2.55	0.53
2:J:16:LEU:HD12	2:J:78:VAL:HB	1.91	0.53
2:K:16:LEU:CD2	2:K:24:ALA:HB3	2.38	0.53
2:K:18:LEU:HB2	2:K:74:MET:HE3	1.89	0.53
1:A:166:THR:HG22	1:A:172:ASP:CA	2.38	0.53
1:A:327:PHE:CE2	1:A:351:PHE:HB2	2.42	0.53
1:A:560:ARG:HB2	1:A:579:VAL:HA	1.90	0.53
1:B:43:GLU:OE2	1:B:67:GLU:CB	2.56	0.53
1:B:93:GLU:OE2	1:B:111:ILE:C	2.45	0.53
1:C:270:LEU:HB2	1:C:274:GLY:HA2	1.89	0.53
1:D:44:GLY:CA	1:D:189:GLU:OE1	2.56	0.53
1:D:76:TRP:CB	1:D:415:VAL:HG21	2.33	0.53
1:D:248:VAL:HA	1:D:262:ASN:OD1	2.07	0.53

*Continued on next page...*

*Continued from previous page...*

Atom-1	Atom-2	Interatomic distance (Å)	Clash overlap (Å)
1:D:270:LEU:HB2	1:D:274:GLY:HA2	1.89	0.53
1:E:424:LEU:HD23	1:E:428:GLU:OE2	2.07	0.53
1:F:43:GLU:OE2	1:F:67:GLU:CB	2.56	0.53
1:F:553:ILE:HG13	1:F:555:GLU:O	2.07	0.53
2:G:128:GLU:N	2:H:8:THR:HG22	1.96	0.53
2:H:118:SER:CA	2:I:7:ASN:ND2	2.65	0.53
2:K:71:VAL:CG2	2:L:99:ARG:HD3	2.30	0.53
1:A:93:GLU:OE2	1:A:111:ILE:C	2.46	0.53
1:A:453:ASN:O	1:A:454:GLU:HB2	2.08	0.53
1:B:76:TRP:O	1:B:415:VAL:HG21	1.80	0.53
1:B:543:GLN:CD	1:B:568:ILE:HG23	2.27	0.53
1:C:166:THR:HG22	1:C:172:ASP:CA	2.39	0.53
1:C:352:VAL:HG11	1:C:362:MET:HG3	1.77	0.53
1:D:341:LYS:O	1:D:345:HIS:CE1	2.60	0.53
1:F:453:ASN:O	1:F:454:GLU:HB2	2.08	0.53
2:G:95:GLN:OE1	2:L:27:LYS:NZ	2.41	0.53
2:H:68:SER:CB	2:I:102:GLU:OE2	2.56	0.53
1:A:341:LYS:O	1:A:345:HIS:CE1	2.60	0.53
1:B:169:VAL:O	1:B:170:GLU:HB2	2.07	0.53
1:B:536:LYS:CB	1:B:542:ILE:HD12	2.39	0.53
1:D:92:ILE:HD12	1:D:323:LYS:HG2	1.85	0.53
1:D:124:GLU:CG	1:D:178:ALA:HB1	2.37	0.53
1:D:271:ASN:H	1:D:277:PRO:HD3	1.71	0.53
1:D:324:LEU:CD1	1:D:351:PHE:CZ	2.88	0.53
1:D:543:GLN:CD	1:D:568:ILE:HG23	2.27	0.53
1:F:36:PHE:CZ	1:F:422:SER:CB	2.87	0.53
1:F:111:ILE:HG13	1:F:112:TYR:HD1	1.73	0.53
2:I:130:VAL:HG23	2:J:6:GLN:HG2	1.72	0.53
2:K:69:LYS:HE2	2:L:139:VAL:O	2.09	0.53
2:L:6:GLN:C	2:L:8:THR:H	2.12	0.53
1:B:39:ILE:HA	1:B:326:LYS:HE2	1.89	0.53
1:D:545:PHE:O	1:D:545:PHE:CG	2.61	0.53
1:E:320:TRP:CH2	1:E:347:GLU:HG3	2.35	0.53
1:F:278:SER:O	1:F:279:ASN:C	2.46	0.53
2:G:24:ALA:CB	2:G:71:VAL:HG13	1.91	0.53
2:I:27:LYS:NZ	2:J:95:GLN:OE1	2.41	0.53
2:J:69:LYS:HE2	2:K:139:VAL:O	2.09	0.53
1:A:77:GLY:CA	1:A:80:PRO:CD	2.80	0.53
1:B:38:LEU:HD12	1:B:76:TRP:CZ2	2.44	0.53
1:B:453:ASN:O	1:B:454:GLU:HB2	2.08	0.53
1:B:501:VAL:HG13	1:B:578:LEU:CD1	2.38	0.53

*Continued on next page...*

*Continued from previous page...*

Atom-1	Atom-2	Interatomic distance (Å)	Clash overlap (Å)
1:C:44:GLY:CA	1:C:189:GLU:OE1	2.56	0.53
1:C:367:GLY:HA2	1:C:393:ALA:CB	2.30	0.53
1:D:524:ILE:HD11	2:K:107:TYR:OH	2.08	0.53
1:F:44:GLY:CA	1:F:189:GLU:OE1	2.55	0.53
2:K:6:GLN:C	2:K:8:THR:H	2.12	0.53
2:K:128:GLU:CG	2:L:8:THR:CG2	2.86	0.53
1:A:38:LEU:CD1	1:A:76:TRP:CZ2	2.76	0.53
1:A:111:ILE:HG13	1:A:112:TYR:HD1	1.73	0.53
1:A:113:GLY:HA2	1:A:189:GLU:HB2	1.90	0.53
1:A:169:VAL:O	1:A:170:GLU:HB2	2.07	0.53
1:A:338:LEU:CG	1:A:366:VAL:C	2.52	0.53
1:B:166:THR:HG22	1:B:171:HIS:O	1.96	0.53
1:B:173:GLU:CG	1:B:201:ASP:OD2	2.57	0.53
1:B:324:LEU:CD1	1:B:351:PHE:CZ	2.88	0.53
1:B:432:PHE:CD2	1:B:433:LYS:HB3	2.44	0.53
1:C:504:LEU:CD2	1:C:529:ILE:CG2	2.85	0.53
1:D:166:THR:HG22	1:D:172:ASP:CA	2.38	0.53
1:D:270:LEU:HD12	1:D:270:LEU:O	2.08	0.53
1:E:453:ASN:O	1:E:454:GLU:HB2	2.08	0.53
1:F:92:ILE:HG12	1:F:326:LYS:HZ2	1.62	0.53
2:I:88:LEU:C	2:I:88:LEU:CD2	2.69	0.53
2:J:6:GLN:C	2:J:8:THR:H	2.12	0.53
2:K:127:GLU:C	2:L:8:THR:HB	2.22	0.53
1:A:39:ILE:HD12	1:A:327:PHE:H	1.74	0.53
1:B:92:ILE:CG1	1:B:326:LYS:CD	2.73	0.53
1:B:111:ILE:HG13	1:B:112:TYR:HD1	1.73	0.53
1:B:270:LEU:HD12	1:B:270:LEU:O	2.08	0.53
1:B:540:ASN:O	1:B:541:GLU:HB2	2.09	0.53
1:C:43:GLU:OE2	1:C:67:GLU:CB	2.57	0.53
1:C:173:GLU:CG	1:C:201:ASP:OD2	2.57	0.53
1:C:437:VAL:HG21	1:C:462:PHE:CZ	2.40	0.53
1:D:92:ILE:HG12	1:D:326:LYS:HZ2	1.63	0.53
1:D:93:GLU:OE2	1:D:111:ILE:C	2.45	0.53
1:E:113:GLY:HA2	1:E:189:GLU:HB2	1.90	0.53
1:F:38:LEU:CD1	1:F:76:TRP:CZ2	2.76	0.53
1:F:271:ASN:H	1:F:277:PRO:HD3	1.71	0.53
1:F:338:LEU:HD12	1:F:414:ALA:HB2	0.58	0.53
2:H:69:LYS:HE2	2:I:139:VAL:O	2.09	0.53
2:J:27:LYS:H	2:K:96:SER:HA	1.73	0.53
2:L:16:LEU:HD12	2:L:78:VAL:HB	1.90	0.53
1:A:38:LEU:O	1:A:89:ALA:HA	2.09	0.53

*Continued on next page...*



*Continued from previous page...*

Atom-1	Atom-2	Interatomic distance (Å)	Clash overlap (Å)
1:A:111:ILE:HD12	1:A:112:TYR:HE1	1.71	0.53
1:A:320:TRP:CH2	1:A:347:GLU:HG3	2.35	0.53
1:A:501:VAL:HG13	1:A:578:LEU:CD1	2.38	0.53
1:B:38:LEU:O	1:B:89:ALA:HA	2.09	0.53
1:C:51:TYR:OH	1:C:62:LEU:HD11	2.09	0.53
1:C:432:PHE:CD2	1:C:433:LYS:HB3	2.44	0.53
1:D:254:ASP:C	1:D:256:GLU:H	2.11	0.53
1:D:560:ARG:HB2	1:D:579:VAL:HA	1.90	0.53
1:E:51:TYR:OH	1:E:62:LEU:HD11	2.09	0.53
1:E:166:THR:HG22	1:E:172:ASP:CA	2.38	0.53
1:E:361:PRO:O	1:E:362:MET:HB3	2.09	0.53
1:F:320:TRP:CH2	1:F:347:GLU:HG3	2.35	0.53
2:G:69:LYS:HE2	2:H:139:VAL:O	2.09	0.53
2:H:6:GLN:C	2:H:8:THR:H	2.12	0.53
2:H:16:LEU:CD2	2:H:24:ALA:HB3	2.38	0.53
2:H:128:GLU:CG	2:I:8:THR:CG2	2.86	0.53
2:I:16:LEU:HD12	2:I:78:VAL:HB	1.90	0.53
2:K:27:LYS:NZ	2:L:95:GLN:OE1	2.41	0.53
2:K:90:ALA:O	2:K:103:ARG:HG3	2.09	0.53
1:A:76:TRP:O	1:A:415:VAL:HG21	1.80	0.52
1:B:394:ASN:HB2	1:B:457:ILE:HG12	1.89	0.52
1:C:111:ILE:HG13	1:C:112:TYR:HD1	1.73	0.52
1:D:51:TYR:OH	1:D:62:LEU:HD11	2.10	0.52
1:D:92:ILE:CD1	1:D:323:LYS:CG	2.78	0.52
1:D:394:ASN:HB2	1:D:457:ILE:HG12	1.89	0.52
1:D:432:PHE:CD2	1:D:433:LYS:HB3	2.44	0.52
1:D:536:LYS:CB	1:D:542:ILE:HD12	2.39	0.52
1:F:327:PHE:CE2	1:F:351:PHE:CB	2.85	0.52
2:G:90:ALA:O	2:G:103:ARG:HG3	2.09	0.52
2:K:27:LYS:H	2:L:96:SER:HA	1.72	0.52
1:A:173:GLU:CG	1:A:201:ASP:OD2	2.57	0.52
1:A:270:LEU:HB2	1:A:274:GLY:HA2	1.89	0.52
1:A:432:PHE:CD2	1:A:433:LYS:HB3	2.44	0.52
1:B:264:ILE:CG2	1:B:269:GLN:HB3	2.16	0.52
1:C:38:LEU:O	1:C:89:ALA:HA	2.09	0.52
1:D:43:GLU:OE2	1:D:67:GLU:CB	2.57	0.52
1:D:47:PRO:CB	1:D:93:GLU:CD	2.37	0.52
1:E:43:GLU:OE2	1:E:67:GLU:CB	2.56	0.52
1:E:518:ILE:H	1:E:521:SER:HB2	1.74	0.52
2:G:6:GLN:C	2:G:8:THR:H	2.12	0.52
2:G:99:ARG:CD	2:L:70:PHE:H	2.10	0.52

*Continued on next page...*

*Continued from previous page...*

Atom-1	Atom-2	Interatomic distance (Å)	Clash overlap (Å)
2:G:130:VAL:CB	2:H:6:GLN:HG2	2.39	0.52
2:L:16:LEU:CD2	2:L:24:ALA:HB3	2.38	0.52
1:A:435:LEU:O	1:A:436:ARG:HB2	2.10	0.52
1:A:536:LYS:CB	1:A:542:ILE:HD12	2.39	0.52
1:B:113:GLY:HA2	1:B:189:GLU:HB2	1.90	0.52
1:B:435:LEU:O	1:B:436:ARG:HB2	2.09	0.52
1:C:39:ILE:HD12	1:C:327:PHE:H	1.74	0.52
1:C:110:LYS:NZ	1:C:113:GLY:CA	2.72	0.52
1:C:282:VAL:HG12	1:C:287:GLU:HG2	0.53	0.52
1:C:428:GLU:N	1:C:469:THR:HG21	2.25	0.52
1:C:540:ASN:C	1:C:568:ILE:HD11	2.25	0.52
1:D:282:VAL:HG12	1:D:287:GLU:HG2	0.53	0.52
1:D:435:LEU:O	1:D:436:ARG:HB2	2.09	0.52
1:E:33:GLU:O	1:E:333:TYR:HD1	1.90	0.52
1:F:45:GLY:HA3	1:F:111:ILE:HD11	1.60	0.52
1:F:76:TRP:CB	1:F:415:VAL:HG21	2.33	0.52
1:F:111:ILE:HD12	1:F:112:TYR:HE1	1.71	0.52
1:F:258:GLN:O	1:F:259:THR:HG23	2.07	0.52
1:F:270:LEU:HB2	1:F:274:GLY:HA2	1.89	0.52
1:F:361:PRO:O	1:F:362:MET:HB3	2.09	0.52
2:H:24:ALA:HA	2:H:71:VAL:CG2	2.40	0.52
2:I:68:SER:CB	2:J:102:GLU:OE2	2.56	0.52
2:I:69:LYS:HE2	2:J:139:VAL:O	2.09	0.52
2:L:90:ALA:O	2:L:103:ARG:HG3	2.09	0.52
1:B:51:TYR:OH	1:B:62:LEU:HD11	2.10	0.52
1:B:341:LYS:O	1:B:345:HIS:CE1	2.60	0.52
1:D:428:GLU:N	1:D:469:THR:HG21	2.25	0.52
1:E:114:ASN:CA	1:E:137:ILE:HD13	2.30	0.52
1:E:169:VAL:O	1:E:170:GLU:HB2	2.07	0.52
1:E:432:PHE:CD2	1:E:433:LYS:HB3	2.44	0.52
1:F:51:TYR:OH	1:F:62:LEU:HD11	2.09	0.52
1:F:77:GLY:CA	1:F:80:PRO:CD	2.80	0.52
2:G:6:GLN:HG2	2:L:130:VAL:CG2	2.18	0.52
2:G:16:LEU:CD2	2:G:24:ALA:HB3	2.38	0.52
2:G:27:LYS:NZ	2:H:95:GLN:OE1	2.41	0.52
2:I:105:THR:C	2:I:106:LEU:HD22	2.30	0.52
2:J:127:GLU:HA	2:K:8:THR:CB	2.37	0.52
1:A:320:TRP:CE2	1:A:343:SER:C	2.74	0.52
1:B:45:GLY:HA3	1:B:111:ILE:HD11	1.60	0.52
1:B:268:GLU:O	1:B:269:GLN:C	2.44	0.52
1:B:327:PHE:CE2	1:B:351:PHE:HB2	2.42	0.52

*Continued on next page...*

*Continued from previous page...*

Atom-1	Atom-2	Interatomic distance (Å)	Clash overlap (Å)
1:C:501:VAL:HG13	1:C:578:LEU:CD1	2.38	0.52
1:D:185:VAL:N	1:D:186:GLY:HA2	2.16	0.52
1:E:169:VAL:HB	1:E:286:GLU:CD	2.20	0.52
1:E:282:VAL:HG12	1:E:287:GLU:HG2	0.53	0.52
1:F:38:LEU:O	1:F:89:ALA:HA	2.09	0.52
1:F:432:PHE:CD2	1:F:433:LYS:HB3	2.44	0.52
2:G:89:GLN:OE1	2:G:103:ARG:NE	2.43	0.52
2:L:89:GLN:OE1	2:L:103:ARG:NE	2.43	0.52
1:A:51:TYR:OH	1:A:62:LEU:HD11	2.10	0.52
1:B:543:GLN:HG3	1:B:568:ILE:HG12	1.92	0.52
1:C:76:TRP:CB	1:C:415:VAL:HG21	2.33	0.52
1:D:83:THR:OG1	1:D:419:GLY:C	2.48	0.52
1:E:173:GLU:CG	1:E:201:ASP:OD2	2.57	0.52
1:F:264:ILE:CD1	1:F:269:GLN:HB3	2.17	0.52
2:G:8:THR:CB	2:L:127:GLU:HA	2.37	0.52
2:G:16:LEU:HD12	2:G:78:VAL:HB	1.91	0.52
2:H:16:LEU:HD12	2:H:78:VAL:HB	1.90	0.52
2:I:24:ALA:CB	2:I:71:VAL:CB	2.86	0.52
2:I:29:PHE:HB2	2:I:61:ALA:CB	2.40	0.52
2:I:89:GLN:OE1	2:I:103:ARG:NE	2.43	0.52
2:J:24:ALA:CB	2:J:71:VAL:CB	2.86	0.52
2:K:24:ALA:HA	2:K:71:VAL:CG2	2.40	0.52
2:K:89:GLN:OE1	2:K:103:ARG:NE	2.43	0.52
1:B:36:PHE:CE2	1:B:419:GLY:CA	2.87	0.52
1:B:278:SER:O	1:B:279:ASN:C	2.46	0.52
1:C:93:GLU:CD	1:C:140:ASP:CB	2.77	0.52
1:C:113:GLY:HA2	1:C:189:GLU:HB2	1.90	0.52
1:C:341:LYS:O	1:C:345:HIS:CE1	2.60	0.52
1:D:38:LEU:O	1:D:89:ALA:HA	2.09	0.52
1:D:113:GLY:HA2	1:D:189:GLU:HB2	1.90	0.52
1:E:32:SER:CB	1:E:426:ILE:HG22	2.36	0.52
1:F:39:ILE:HD12	1:F:327:PHE:H	1.74	0.52
1:F:113:GLY:HA2	1:F:189:GLU:HB2	1.90	0.52
1:F:518:ILE:H	1:F:521:SER:HB2	1.74	0.52
1:F:543:GLN:HG3	1:F:568:ILE:HG12	1.92	0.52
2:G:139:VAL:O	2:L:69:LYS:HE2	2.09	0.52
2:H:90:ALA:O	2:H:103:ARG:HG3	2.09	0.52
2:H:105:THR:C	2:H:106:LEU:HD22	2.30	0.52
2:J:29:PHE:HB2	2:J:61:ALA:CB	2.40	0.52
2:L:24:ALA:HA	2:L:71:VAL:CG2	2.40	0.52
1:A:106:LYS:HZ1	1:A:146:VAL:HG11	1.75	0.52

*Continued on next page...*

*Continued from previous page...*

Atom-1	Atom-2	Interatomic distance (Å)	Clash overlap (Å)
1:A:543:GLN:HG3	1:A:568:ILE:HG12	1.92	0.52
1:C:173:GLU:OE1	1:C:173:GLU:N	2.43	0.52
1:D:270:LEU:CG	1:D:274:GLY:HA2	2.40	0.52
1:E:268:GLU:O	1:E:269:GLN:C	2.44	0.52
1:F:92:ILE:HG12	1:F:326:LYS:HB2	1.92	0.52
1:F:285:GLY:O	1:F:287:GLU:N	2.43	0.52
2:K:68:SER:CB	2:L:102:GLU:OE2	2.56	0.52
1:A:500:LEU:HD13	1:A:532:TYR:HE2	1.75	0.52
1:A:504:LEU:CD2	1:A:529:ILE:CG2	2.85	0.52
1:B:39:ILE:HD12	1:B:327:PHE:H	1.74	0.52
1:B:92:ILE:CD1	1:B:323:LYS:CB	2.88	0.52
1:B:327:PHE:CE2	1:B:351:PHE:CB	2.85	0.52
1:C:327:PHE:HD2	1:C:351:PHE:HE2	1.50	0.52
1:C:366:VAL:N	1:C:391:LEU:O	2.43	0.52
1:C:399:VAL:HG21	1:C:411:TYR:CD1	2.43	0.52
1:E:38:LEU:O	1:E:89:ALA:HA	2.09	0.52
1:E:543:GLN:HG3	1:E:568:ILE:HG12	1.92	0.52
1:F:93:GLU:OE2	1:F:111:ILE:C	2.45	0.52
1:F:173:GLU:CG	1:F:201:ASP:OD2	2.57	0.52
1:F:338:LEU:CG	1:F:366:VAL:C	2.52	0.52
1:F:501:VAL:HG13	1:F:578:LEU:CD1	2.38	0.52
2:G:24:ALA:HA	2:G:71:VAL:CG2	2.40	0.52
2:G:102:GLU:OE2	2:L:68:SER:CB	2.56	0.52
2:K:29:PHE:HB2	2:K:61:ALA:CB	2.40	0.52
1:A:285:GLY:O	1:A:287:GLU:N	2.43	0.52
1:B:110:LYS:NZ	1:B:113:GLY:CA	2.72	0.52
1:B:399:VAL:HG21	1:B:411:TYR:CD1	2.43	0.52
1:D:110:LYS:NZ	1:D:113:GLY:CA	2.72	0.52
1:D:121:VAL:CG2	1:D:132:LEU:CD2	2.88	0.52
1:D:173:GLU:CG	1:D:201:ASP:OD2	2.57	0.52
1:D:366:VAL:N	1:D:391:LEU:O	2.43	0.52
1:D:500:LEU:HD13	1:D:532:TYR:HE2	1.75	0.52
1:E:92:ILE:CD1	1:E:323:LYS:CB	2.88	0.52
1:F:83:THR:OG1	1:F:419:GLY:C	2.48	0.52
1:F:114:ASN:CA	1:F:137:ILE:HD13	2.30	0.52
1:F:282:VAL:HG12	1:F:287:GLU:HG2	0.53	0.52
1:F:387:PRO:CD	1:F:390:SER:HB3	2.36	0.52
2:J:89:GLN:OE1	2:J:103:ARG:NE	2.43	0.52
1:A:173:GLU:OE1	1:A:173:GLU:N	2.43	0.51
1:B:121:VAL:CG2	1:B:132:LEU:CD2	2.88	0.51
1:B:282:VAL:CG1	1:B:287:GLU:CD	2.36	0.51

*Continued on next page...*

*Continued from previous page...*

Atom-1	Atom-2	Interatomic distance (Å)	Clash overlap (Å)
1:C:121:VAL:CG2	1:C:132:LEU:CD2	2.89	0.51
1:C:338:LEU:HD12	1:C:414:ALA:HB2	0.58	0.51
1:C:435:LEU:O	1:C:436:ARG:HB2	2.09	0.51
1:D:38:LEU:HD12	1:D:76:TRP:CZ2	2.44	0.51
1:D:169:VAL:HB	1:D:286:GLU:CD	2.20	0.51
1:E:83:THR:OG1	1:E:419:GLY:C	2.48	0.51
1:E:271:ASN:H	1:E:277:PRO:HD3	1.71	0.51
1:E:285:GLY:O	1:E:287:GLU:N	2.43	0.51
1:F:134:LEU:HD21	1:F:137:ILE:HG23	1.87	0.51
2:G:8:THR:CG2	2:L:128:GLU:CG	2.86	0.51
2:J:88:LEU:HD23	2:J:88:LEU:O	2.10	0.51
1:B:428:GLU:N	1:B:469:THR:HG21	2.25	0.51
1:C:83:THR:OG1	1:C:419:GLY:C	2.48	0.51
1:C:270:LEU:CG	1:C:274:GLY:HA2	2.40	0.51
1:D:518:ILE:H	1:D:521:SER:HB2	1.74	0.51
1:E:92:ILE:HG12	1:E:326:LYS:HB2	1.92	0.51
1:E:366:VAL:N	1:E:391:LEU:O	2.43	0.51
2:I:90:ALA:O	2:I:103:ARG:HG3	2.09	0.51
2:K:105:THR:C	2:K:106:LEU:HD22	2.30	0.51
2:L:17:PHE:CA	2:L:74:MET:HE1	2.39	0.51
1:A:45:GLY:HA3	1:A:111:ILE:HD11	1.60	0.51
1:B:83:THR:OG1	1:B:419:GLY:C	2.48	0.51
1:B:173:GLU:OE1	1:B:173:GLU:N	2.43	0.51
1:B:270:LEU:CB	1:B:274:GLY:HA2	2.41	0.51
1:C:528:PHE:HE1	2:J:107:TYR:CB	2.00	0.51
1:C:538:ARG:NH1	2:J:34:GLU:OE1	2.44	0.51
1:D:93:GLU:CD	1:D:140:ASP:CB	2.77	0.51
1:E:338:LEU:HD12	1:E:414:ALA:HB2	0.58	0.51
1:E:500:LEU:HD13	1:E:532:TYR:HE2	1.75	0.51
1:F:500:LEU:HD13	1:F:532:TYR:HE2	1.75	0.51
2:G:128:GLU:CG	2:H:8:THR:HG21	2.41	0.51
2:H:17:PHE:HA	2:H:74:MET:HE1	1.91	0.51
2:H:24:ALA:CB	2:H:71:VAL:CB	2.86	0.51
2:H:29:PHE:HB2	2:H:61:ALA:CB	2.40	0.51
2:H:130:VAL:CB	2:I:6:GLN:HG2	2.40	0.51
2:J:105:THR:C	2:J:106:LEU:HD22	2.30	0.51
2:K:24:ALA:CB	2:K:71:VAL:CB	2.86	0.51
2:L:105:THR:C	2:L:106:LEU:HD22	2.30	0.51
1:A:92:ILE:HG12	1:A:326:LYS:HB2	1.92	0.51
1:A:282:VAL:HG12	1:A:287:GLU:HG2	0.53	0.51
1:B:52:GLU:CG	1:B:88:LEU:HD22	2.25	0.51

*Continued on next page...*

*Continued from previous page...*

Atom-1	Atom-2	Interatomic distance (Å)	Clash overlap (Å)
1:C:174:GLU:C	1:C:175:THR:HG1	1.99	0.51
1:C:260:ALA:C	1:C:261:TYR:CD1	2.84	0.51
1:C:270:LEU:CB	1:C:274:GLY:HA2	2.41	0.51
1:C:543:GLN:HG3	1:C:568:ILE:HG12	1.92	0.51
1:D:367:GLY:HA2	1:D:393:ALA:CB	2.30	0.51
1:D:527:ASP:OD2	2:K:136:ASP:OD2	2.29	0.51
1:E:435:LEU:O	1:E:436:ARG:HB2	2.09	0.51
2:H:89:GLN:OE1	2:H:103:ARG:NE	2.43	0.51
2:I:24:ALA:HA	2:I:71:VAL:CG2	2.40	0.51
2:I:127:GLU:HA	2:J:8:THR:CB	2.37	0.51
2:J:128:GLU:CG	2:K:8:THR:CG2	2.86	0.51
2:L:29:PHE:HB2	2:L:61:ALA:CB	2.40	0.51
1:A:270:LEU:CG	1:A:274:GLY:HA2	2.40	0.51
1:B:352:VAL:CG2	1:B:364:ALA:HB2	2.40	0.51
1:B:500:LEU:HD13	1:B:532:TYR:HE2	1.75	0.51
1:C:36:PHE:CE2	1:C:419:GLY:CA	2.87	0.51
1:C:270:LEU:HD13	1:C:274:GLY:H	1.76	0.51
1:C:352:VAL:CG2	1:C:364:ALA:HB2	2.40	0.51
1:C:500:LEU:HD13	1:C:532:TYR:HE2	1.75	0.51
1:D:245:ALA:O	1:D:264:ILE:HA	2.11	0.51
1:D:260:ALA:C	1:D:261:TYR:CD1	2.84	0.51
1:D:270:LEU:HD13	1:D:274:GLY:H	1.76	0.51
1:D:399:VAL:HG21	1:D:411:TYR:CD1	2.43	0.51
1:E:38:LEU:HD12	1:E:76:TRP:CZ2	2.44	0.51
1:E:264:ILE:HG23	1:E:278:SER:HA	1.92	0.51
1:E:270:LEU:CB	1:E:274:GLY:HA2	2.41	0.51
1:E:327:PHE:CE2	1:E:351:PHE:CB	2.85	0.51
2:G:105:THR:C	2:G:106:LEU:HD22	2.30	0.51
2:I:27:LYS:H	2:J:96:SER:HA	1.72	0.51
1:B:270:LEU:HD13	1:B:274:GLY:H	1.76	0.51
1:B:366:VAL:N	1:B:391:LEU:O	2.43	0.51
1:D:258:GLN:O	1:D:259:THR:HG23	2.07	0.51
1:D:361:PRO:O	1:D:362:MET:HB3	2.09	0.51
1:E:270:LEU:CG	1:E:274:GLY:HA2	2.40	0.51
1:F:268:GLU:O	1:F:269:GLN:C	2.44	0.51
1:F:270:LEU:HD13	1:F:274:GLY:H	1.76	0.51
1:F:270:LEU:CB	1:F:274:GLY:HA2	2.41	0.51
1:F:270:LEU:CG	1:F:274:GLY:HA2	2.40	0.51
2:J:90:ALA:O	2:J:103:ARG:HG3	2.09	0.51
1:A:83:THR:OG1	1:A:419:GLY:C	2.48	0.51
1:A:264:ILE:CD1	1:A:269:GLN:HB3	2.17	0.51

*Continued on next page...*

*Continued from previous page...*

Atom-1	Atom-2	Interatomic distance (Å)	Clash overlap (Å)
1:A:270:LEU:HD13	1:A:274:GLY:H	1.76	0.51
1:A:270:LEU:CB	1:A:274:GLY:HA2	2.41	0.51
1:A:327:PHE:CE2	1:A:351:PHE:CB	2.85	0.51
1:A:399:VAL:HG21	1:A:411:TYR:CD1	2.43	0.51
1:B:270:LEU:CG	1:B:274:GLY:HA2	2.40	0.51
1:B:285:GLY:O	1:B:287:GLU:N	2.43	0.51
1:B:540:ASN:C	1:B:568:ILE:HD11	2.25	0.51
1:D:285:GLY:O	1:D:287:GLU:N	2.43	0.51
1:E:44:GLY:CA	1:E:189:GLU:OE1	2.55	0.51
1:E:82:TYR:HE2	1:E:433:LYS:CD	2.23	0.51
1:E:245:ALA:O	1:E:264:ILE:HA	2.11	0.51
1:F:260:ALA:C	1:F:261:TYR:CD1	2.84	0.51
2:G:8:THR:HG21	2:L:128:GLU:CG	2.41	0.51
2:J:68:SER:CB	2:K:102:GLU:OE2	2.56	0.51
1:B:169:VAL:HB	1:B:286:GLU:CD	2.20	0.51
1:B:245:ALA:O	1:B:264:ILE:HA	2.11	0.51
1:B:281:GLU:O	1:B:282:VAL:C	2.44	0.51
1:C:92:ILE:CD1	1:C:323:LYS:CB	2.88	0.51
1:C:250:ALA:HB1	1:C:252:PHE:CZ	2.46	0.51
1:C:264:ILE:HG23	1:C:278:SER:HA	1.92	0.51
1:C:361:PRO:O	1:C:362:MET:HB3	2.09	0.51
1:D:82:TYR:HE2	1:D:433:LYS:CD	2.23	0.51
1:D:270:LEU:CB	1:D:274:GLY:HA2	2.41	0.51
1:D:327:PHE:HD2	1:D:351:PHE:HE2	1.50	0.51
1:D:352:VAL:CG2	1:D:364:ALA:HB2	2.40	0.51
1:D:543:GLN:HG3	1:D:568:ILE:HG12	1.92	0.51
1:E:260:ALA:C	1:E:261:TYR:CD1	2.84	0.51
1:E:270:LEU:HD13	1:E:274:GLY:H	1.76	0.51
1:E:543:GLN:CD	1:E:568:ILE:HG23	2.27	0.51
1:F:92:ILE:CD1	1:F:323:LYS:CB	2.88	0.51
1:F:324:LEU:CD1	1:F:351:PHE:CZ	2.88	0.51
1:F:553:ILE:HG13	1:F:555:GLU:N	2.26	0.51
2:H:128:GLU:CG	2:I:8:THR:HG21	2.41	0.51
2:K:88:LEU:HD23	2:K:88:LEU:O	2.11	0.51
2:K:128:GLU:CG	2:L:8:THR:HG21	2.41	0.51
1:A:278:SER:O	1:A:279:ASN:C	2.46	0.51
1:A:352:VAL:CG2	1:A:364:ALA:HB2	2.40	0.51
1:A:518:ILE:H	1:A:521:SER:HB2	1.74	0.51
1:A:541:GLU:CA	1:A:568:ILE:CD1	2.89	0.51
1:B:82:TYR:HE2	1:B:433:LYS:CD	2.23	0.51
1:C:285:GLY:O	1:C:287:GLU:N	2.43	0.51

*Continued on next page...*

*Continued from previous page...*

Atom-1	Atom-2	Interatomic distance (Å)	Clash overlap (Å)
1:D:338:LEU:CB	1:D:414:ALA:CB	2.66	0.51
1:D:501:VAL:HG13	1:D:578:LEU:CD1	2.38	0.51
1:E:36:PHE:CE2	1:E:419:GLY:CA	2.87	0.51
1:E:121:VAL:CG2	1:E:132:LEU:CD2	2.88	0.51
1:E:324:LEU:CD1	1:E:351:PHE:CZ	2.88	0.51
1:F:92:ILE:CD1	1:F:323:LYS:CG	2.78	0.51
1:F:281:GLU:O	1:F:284:ALA:HB3	2.11	0.51
2:H:9:ILE:HG23	2:H:9:ILE:O	2.11	0.51
2:I:6:GLN:C	2:I:8:THR:H	2.12	0.51
1:B:327:PHE:HD2	1:B:351:PHE:HE2	1.50	0.51
1:C:518:ILE:H	1:C:521:SER:HB2	1.74	0.51
1:D:524:ILE:CD1	2:K:107:TYR:OH	2.59	0.51
1:D:541:GLU:CA	1:D:568:ILE:CD1	2.89	0.51
1:E:80:PRO:HG3	1:E:415:VAL:CG2	2.34	0.51
1:E:93:GLU:CD	1:E:140:ASP:CB	2.77	0.51
1:F:92:ILE:CG1	1:F:326:LYS:CD	2.73	0.51
1:F:113:GLY:H	1:F:141:ASP:CB	2.09	0.51
1:F:367:GLY:HA2	1:F:393:ALA:CB	2.30	0.51
1:F:387:PRO:HD2	1:F:390:SER:HB2	1.67	0.51
2:J:9:ILE:HG23	2:J:9:ILE:O	2.11	0.51
1:A:245:ALA:O	1:A:264:ILE:HA	2.11	0.50
1:A:268:GLU:O	1:A:269:GLN:C	2.44	0.50
1:B:92:ILE:HD12	1:B:326:LYS:HZ1	1.66	0.50
1:B:281:GLU:O	1:B:284:ALA:HB3	2.11	0.50
1:B:361:PRO:O	1:B:362:MET:HB3	2.09	0.50
1:C:72:ILE:HD12	1:C:339:SER:O	2.12	0.50
1:C:82:TYR:HE2	1:C:433:LYS:CD	2.23	0.50
1:C:245:ALA:O	1:C:264:ILE:HA	2.11	0.50
1:D:72:ILE:HD12	1:D:339:SER:O	2.11	0.50
1:D:92:ILE:HG12	1:D:326:LYS:HB2	1.92	0.50
1:F:245:ALA:O	1:F:264:ILE:HA	2.11	0.50
1:F:539:ASP:O	1:F:540:ASN:CG	2.50	0.50
2:I:130:VAL:CB	2:J:6:GLN:HG2	2.39	0.50
2:J:17:PHE:CA	2:J:74:MET:HE1	2.40	0.50
1:A:246:VAL:HA	1:A:263:GLY:O	2.12	0.50
1:A:281:GLU:O	1:A:284:ALA:HB3	2.11	0.50
1:A:540:ASN:C	1:A:568:ILE:HD11	2.25	0.50
1:B:72:ILE:HD12	1:B:339:SER:O	2.12	0.50
1:B:260:ALA:C	1:B:261:TYR:CD1	2.84	0.50
1:B:553:ILE:HG13	1:B:555:GLU:N	2.26	0.50
1:D:39:ILE:HD12	1:D:327:PHE:H	1.74	0.50

*Continued on next page...*



*Continued from previous page...*

Atom-1	Atom-2	Interatomic distance (Å)	Clash overlap (Å)
1:D:76:TRP:O	1:D:415:VAL:HG21	1.80	0.50
1:E:250:ALA:HB1	1:E:252:PHE:CZ	2.46	0.50
1:E:281:GLU:O	1:E:284:ALA:HB3	2.11	0.50
1:E:352:VAL:CG2	1:E:364:ALA:HB2	2.40	0.50
2:G:29:PHE:HB2	2:G:61:ALA:CB	2.40	0.50
2:G:96:SER:HA	2:L:27:LYS:H	1.72	0.50
2:G:118:SER:CA	2:H:7:ASN:ND2	2.65	0.50
2:G:128:GLU:CG	2:H:8:THR:CG2	2.86	0.50
2:H:88:LEU:HD23	2:H:88:LEU:O	2.11	0.50
2:I:88:LEU:HD23	2:I:88:LEU:O	2.11	0.50
1:A:72:ILE:HD12	1:A:339:SER:O	2.11	0.50
1:A:174:GLU:C	1:A:175:THR:HG1	2.09	0.50
1:B:39:ILE:HD12	1:B:327:PHE:HB2	1.78	0.50
1:B:246:VAL:HA	1:B:263:GLY:O	2.12	0.50
1:C:541:GLU:CA	1:C:568:ILE:CD1	2.89	0.50
1:E:72:ILE:HD12	1:E:339:SER:O	2.11	0.50
1:F:93:GLU:CD	1:F:140:ASP:CB	2.77	0.50
1:F:352:VAL:CG2	1:F:364:ALA:HB2	2.40	0.50
1:F:435:LEU:O	1:F:436:ARG:HB2	2.09	0.50
1:F:512:PHE:HE1	1:F:517:THR:HG1	1.55	0.50
1:F:518:ILE:HG13	1:F:520:THR:N	2.27	0.50
1:F:536:LYS:CB	1:F:542:ILE:HD12	2.39	0.50
2:J:130:VAL:CB	2:K:6:GLN:HG2	2.39	0.50
1:A:553:ILE:HG13	1:A:555:GLU:N	2.26	0.50
1:B:76:TRP:CB	1:B:415:VAL:HG21	2.33	0.50
1:B:282:VAL:HG12	1:B:287:GLU:HG2	0.53	0.50
1:B:539:ASP:O	1:B:540:ASN:CG	2.50	0.50
1:C:540:ASN:O	1:C:541:GLU:HB2	2.09	0.50
1:D:107:ILE:HG13	1:D:193:TYR:HE2	1.77	0.50
1:F:82:TYR:HE2	1:F:433:LYS:CD	2.23	0.50
1:F:366:VAL:N	1:F:391:LEU:O	2.43	0.50
1:F:540:ASN:C	1:F:568:ILE:HD11	2.25	0.50
2:I:9:ILE:O	2:I:9:ILE:HG23	2.11	0.50
2:K:127:GLU:HA	2:L:8:THR:CB	2.37	0.50
1:A:82:TYR:HE2	1:A:433:LYS:CD	2.23	0.50
1:B:92:ILE:HG12	1:B:326:LYS:HB2	1.92	0.50
1:B:107:ILE:HG13	1:B:193:TYR:HE2	1.77	0.50
1:B:250:ALA:HB1	1:B:252:PHE:CZ	2.46	0.50
1:B:264:ILE:HG23	1:B:278:SER:HA	1.93	0.50
1:B:518:ILE:H	1:B:521:SER:HB2	1.74	0.50
1:C:107:ILE:HG13	1:C:193:TYR:HE2	1.77	0.50

*Continued on next page...*

*Continued from previous page...*

Atom-1	Atom-2	Interatomic distance (Å)	Clash overlap (Å)
1:C:518:ILE:HG13	1:C:520:THR:N	2.27	0.50
1:D:60:LYS:HA	1:D:64:ARG:HA	1.93	0.50
1:D:134:LEU:HD21	1:D:137:ILE:HG23	1.87	0.50
1:E:541:GLU:CA	1:E:568:ILE:CD1	2.89	0.50
1:F:72:ILE:HD12	1:F:339:SER:O	2.12	0.50
2:I:128:GLU:CG	2:J:8:THR:HG21	2.41	0.50
2:J:22:GLU:CB	2:J:70:PHE:CE2	2.50	0.50
2:K:9:ILE:HG23	2:K:9:ILE:O	2.11	0.50
1:A:264:ILE:HG23	1:A:278:SER:HA	1.92	0.50
1:A:361:PRO:O	1:A:362:MET:HB3	2.09	0.50
1:A:539:ASP:O	1:A:540:ASN:CG	2.50	0.50
1:B:518:ILE:HG13	1:B:520:THR:N	2.27	0.50
1:C:154:PHE:CE2	1:C:199:ALA:HB1	2.46	0.50
1:C:283:GLU:HA	1:C:287:GLU:CB	2.34	0.50
1:E:110:LYS:NZ	1:E:113:GLY:CA	2.72	0.50
2:G:88:LEU:HD23	2:G:88:LEU:O	2.11	0.50
2:I:70:PHE:H	2:J:99:ARG:CD	2.10	0.50
2:J:128:GLU:CG	2:K:8:THR:HG21	2.41	0.50
1:A:110:LYS:NZ	1:A:113:GLY:CA	2.72	0.50
1:C:264:ILE:CD1	1:C:269:GLN:HB3	2.17	0.50
1:C:536:LYS:CB	1:C:542:ILE:HD12	2.39	0.50
1:D:264:ILE:HG23	1:D:278:SER:HA	1.93	0.50
1:E:60:LYS:HA	1:E:64:ARG:HA	1.93	0.50
1:E:246:VAL:HA	1:E:263:GLY:O	2.12	0.50
1:F:154:PHE:CE2	1:F:199:ALA:HB1	2.46	0.50
1:F:264:ILE:HG23	1:F:278:SER:HA	1.92	0.50
1:F:527:ASP:CG	2:G:136:ASP:OD2	2.49	0.50
2:H:25:HIS:CD2	2:I:98:GLY:HA2	2.47	0.50
2:I:25:HIS:CD2	2:J:98:GLY:HA2	2.47	0.50
2:K:130:VAL:CB	2:L:6:GLN:HG2	2.39	0.50
1:A:92:ILE:CD1	1:A:323:LYS:CB	2.88	0.50
1:A:250:ALA:HB1	1:A:252:PHE:CZ	2.46	0.50
1:C:532:TYR:CE2	1:C:536:LYS:CE	2.95	0.50
1:D:33:GLU:O	1:D:333:TYR:HD1	1.90	0.50
1:D:80:PRO:HG3	1:D:415:VAL:CG2	2.34	0.50
1:D:250:ALA:HB1	1:D:252:PHE:CZ	2.46	0.50
1:D:254:ASP:O	1:D:255:LEU:CB	2.56	0.50
1:D:539:ASP:O	1:D:540:ASN:CG	2.50	0.50
1:E:553:ILE:HG13	1:E:555:GLU:N	2.26	0.50
1:F:246:VAL:HA	1:F:263:GLY:O	2.12	0.50
1:F:250:ALA:HB1	1:F:252:PHE:CZ	2.46	0.50

*Continued on next page...*

*Continued from previous page...*

Atom-1	Atom-2	Interatomic distance (Å)	Clash overlap (Å)
1:F:399:VAL:HG21	1:F:411:TYR:CD1	2.43	0.50
1:F:528:PHE:CE1	2:G:107:TYR:CB	2.95	0.50
2:G:68:SER:CB	2:H:102:GLU:OE2	2.56	0.50
2:K:25:HIS:CD2	2:L:98:GLY:HA2	2.47	0.50
2:L:88:LEU:HD23	2:L:88:LEU:O	2.10	0.50
1:A:92:ILE:HG12	1:A:326:LYS:CB	2.42	0.50
1:A:366:VAL:N	1:A:391:LEU:O	2.43	0.50
1:B:395:SER:HB2	1:B:438:SER:HB2	1.94	0.50
1:B:541:GLU:CA	1:B:568:ILE:CD1	2.89	0.50
1:D:264:ILE:CG1	1:D:266:SER:H	2.03	0.50
1:D:320:TRP:HZ2	1:D:344:VAL:HA	1.50	0.50
1:D:363:ARG:HG2	1:D:365:ILE:HG13	1.94	0.50
1:D:518:ILE:HG13	1:D:520:THR:N	2.27	0.50
1:E:36:PHE:CZ	1:E:422:SER:CB	2.87	0.50
1:E:399:VAL:HG21	1:E:411:TYR:CD1	2.43	0.50
1:F:121:VAL:CG2	1:F:132:LEU:CD2	2.89	0.50
2:J:24:ALA:HA	2:J:71:VAL:CG2	2.40	0.50
2:J:25:HIS:CD2	2:K:98:GLY:HA2	2.47	0.50
2:K:130:VAL:HG23	2:L:6:GLN:HG2	1.72	0.50
1:A:260:ALA:C	1:A:261:TYR:CD1	2.84	0.49
1:A:395:SER:HB2	1:A:438:SER:HB2	1.94	0.49
1:B:532:TYR:CE2	1:B:536:LYS:CE	2.95	0.49
1:C:92:ILE:HG12	1:C:326:LYS:CB	2.42	0.49
1:C:92:ILE:HG12	1:C:326:LYS:HB2	1.92	0.49
1:D:264:ILE:CD1	1:D:269:GLN:HB3	2.17	0.49
1:E:327:PHE:HD2	1:E:351:PHE:HE2	1.50	0.49
1:F:132:LEU:HD11	1:F:148:ASP:HB3	1.94	0.49
2:I:17:PHE:CA	2:I:74:MET:CE	2.90	0.49
1:A:60:LYS:HA	1:A:64:ARG:HA	1.93	0.49
1:C:430:ILE:HG22	1:C:467:THR:O	2.13	0.49
1:C:553:ILE:HG13	1:C:555:GLU:N	2.26	0.49
1:D:281:GLU:O	1:D:284:ALA:HB3	2.11	0.49
1:E:363:ARG:HG2	1:E:365:ILE:HG13	1.95	0.49
1:F:92:ILE:HG12	1:F:326:LYS:CB	2.42	0.49
2:K:130:VAL:CB	2:L:6:GLN:HB3	2.43	0.49
2:L:9:ILE:O	2:L:9:ILE:HG23	2.11	0.49
2:L:24:ALA:CB	2:L:71:VAL:CB	2.86	0.49
1:A:93:GLU:CD	1:A:140:ASP:CB	2.77	0.49
1:A:121:VAL:CG2	1:A:132:LEU:CD2	2.89	0.49
1:A:132:LEU:HD11	1:A:148:ASP:HB3	1.94	0.49
1:A:334:TYR:HE2	1:A:363:ARG:NH1	2.10	0.49

*Continued on next page...*

*Continued from previous page...*

Atom-1	Atom-2	Interatomic distance (Å)	Clash overlap (Å)
1:B:92:ILE:HG12	1:B:326:LYS:CB	2.42	0.49
1:C:93:GLU:OE2	1:C:111:ILE:C	2.45	0.49
1:C:281:GLU:O	1:C:284:ALA:HB3	2.11	0.49
1:C:395:SER:HB2	1:C:438:SER:HB2	1.94	0.49
1:D:285:GLY:O	1:D:286:GLU:C	2.47	0.49
1:E:539:ASP:O	1:E:540:ASN:CG	2.50	0.49
1:F:264:ILE:CG1	1:F:266:SER:H	2.03	0.49
1:F:395:SER:HB2	1:F:438:SER:HB2	1.94	0.49
1:F:541:GLU:CA	1:F:568:ILE:CD1	2.89	0.49
2:G:9:ILE:HG23	2:G:9:ILE:O	2.11	0.49
2:I:128:GLU:CG	2:J:8:THR:CG2	2.86	0.49
2:J:130:VAL:CB	2:K:6:GLN:HB3	2.43	0.49
1:A:107:ILE:HG13	1:A:193:TYR:HE2	1.77	0.49
1:A:250:ALA:CB	1:A:252:PHE:CE1	2.95	0.49
1:B:152:ASN:O	1:B:155:THR:HB	2.13	0.49
1:B:338:LEU:HD23	1:B:366:VAL:CG1	2.43	0.49
1:C:246:VAL:HA	1:C:263:GLY:O	2.12	0.49
1:C:539:ASP:O	1:C:540:ASN:CG	2.50	0.49
1:D:92:ILE:HG12	1:D:326:LYS:CB	2.42	0.49
1:D:553:ILE:HG13	1:D:555:GLU:N	2.26	0.49
1:E:39:ILE:HD12	1:E:327:PHE:H	1.74	0.49
1:E:395:SER:HB2	1:E:438:SER:HB2	1.94	0.49
2:G:138:ASP:OD1	2:G:139:VAL:N	2.46	0.49
2:H:17:PHE:CA	2:H:74:MET:CE	2.90	0.49
2:H:23:MET:HA	2:H:70:PHE:CE1	2.48	0.49
2:J:22:GLU:O	2:J:23:MET:HG2	2.10	0.49
1:B:154:PHE:CE2	1:B:199:ALA:HB1	2.46	0.49
1:C:60:LYS:HA	1:C:64:ARG:HA	1.93	0.49
1:C:338:LEU:HD23	1:C:366:VAL:CG1	2.42	0.49
1:C:543:GLN:CD	1:C:568:ILE:HG23	2.27	0.49
1:D:250:ALA:CB	1:D:252:PHE:CE1	2.95	0.49
1:D:430:ILE:HG22	1:D:467:THR:O	2.12	0.49
1:D:532:TYR:CE2	1:D:536:LYS:CE	2.95	0.49
1:E:77:GLY:CA	1:E:80:PRO:CD	2.80	0.49
1:E:430:ILE:HG22	1:E:467:THR:O	2.13	0.49
1:F:107:ILE:HG13	1:F:193:TYR:HE2	1.77	0.49
1:F:152:ASN:O	1:F:155:THR:HB	2.13	0.49
1:F:281:GLU:O	1:F:282:VAL:C	2.44	0.49
2:I:23:MET:HA	2:I:70:PHE:CE1	2.48	0.49
2:I:130:VAL:CB	2:J:6:GLN:HB3	2.43	0.49
2:J:17:PHE:CA	2:J:74:MET:CE	2.90	0.49

*Continued on next page...*

*Continued from previous page...*

Atom-1	Atom-2	Interatomic distance (Å)	Clash overlap (Å)
2:J:120:ASP:C	2:K:33:VAL:N	2.55	0.49
2:K:138:ASP:OD1	2:K:139:VAL:N	2.46	0.49
1:A:154:PHE:CE2	1:A:199:ALA:HB1	2.46	0.49
1:A:260:ALA:C	1:A:261:TYR:CG	2.86	0.49
1:B:60:LYS:HA	1:B:64:ARG:HA	1.93	0.49
1:B:430:ILE:HG22	1:B:467:THR:O	2.13	0.49
1:B:535:ARG:NH2	2:I:135:GLU:CG	2.47	0.49
1:C:38:LEU:HD12	1:C:76:TRP:CZ2	2.44	0.49
1:C:250:ALA:CB	1:C:252:PHE:CE1	2.96	0.49
1:D:92:ILE:CD1	1:D:323:LYS:CB	2.88	0.49
1:D:194:ASP:OD1	1:D:195:LEU:N	2.46	0.49
1:D:395:SER:HB2	1:D:438:SER:HB2	1.94	0.49
1:E:152:ASN:O	1:E:155:THR:HB	2.13	0.49
1:F:110:LYS:NZ	1:F:113:GLY:CA	2.72	0.49
1:F:363:ARG:HG2	1:F:365:ILE:HG13	1.94	0.49
2:G:8:THR:HB	2:L:127:GLU:C	2.22	0.49
2:G:23:MET:HA	2:G:70:PHE:CE1	2.48	0.49
2:G:25:HIS:CD2	2:H:98:GLY:HA2	2.47	0.49
2:G:98:GLY:HA2	2:L:25:HIS:CD2	2.47	0.49
2:L:17:PHE:HA	2:L:74:MET:CE	2.43	0.49
1:A:518:ILE:HG13	1:A:520:THR:N	2.27	0.49
1:C:152:ASN:O	1:C:155:THR:HB	2.13	0.49
1:C:254:ASP:O	1:C:255:LEU:CB	2.56	0.49
1:D:260:ALA:C	1:D:261:TYR:CG	2.86	0.49
1:F:260:ALA:C	1:F:261:TYR:CG	2.86	0.49
2:G:17:PHE:CA	2:G:74:MET:CE	2.90	0.49
2:H:27:LYS:H	2:I:96:SER:HA	1.72	0.49
2:H:138:ASP:OD1	2:H:139:VAL:N	2.46	0.49
2:J:14:GLY:HA3	2:J:90:ALA:HB2	1.95	0.49
2:K:17:PHE:CA	2:K:74:MET:CE	2.90	0.49
2:L:17:PHE:CA	2:L:74:MET:CE	2.90	0.49
1:A:387:PRO:HD2	1:A:390:SER:HB3	1.91	0.49
1:C:76:TRP:CG	1:C:415:VAL:HG21	2.43	0.49
1:D:39:ILE:HG21	1:D:327:PHE:HA	1.95	0.49
1:D:246:VAL:HA	1:D:263:GLY:O	2.12	0.49
1:E:107:ILE:HG13	1:E:193:TYR:HE2	1.77	0.49
1:E:281:GLU:O	1:E:282:VAL:C	2.44	0.49
1:E:532:TYR:CE2	1:E:536:LYS:CE	2.95	0.49
1:E:540:ASN:C	1:E:568:ILE:HD11	2.25	0.49
1:F:250:ALA:CB	1:F:252:PHE:CE1	2.95	0.49
1:F:334:TYR:HE2	1:F:363:ARG:NH1	2.10	0.49

*Continued on next page...*

*Continued from previous page...*

Atom-1	Atom-2	Interatomic distance (Å)	Clash overlap (Å)
1:F:428:GLU:N	1:F:469:THR:HG21	2.25	0.49
1:F:430:ILE:HG22	1:F:467:THR:O	2.13	0.49
1:F:528:PHE:HE1	2:G:107:TYR:CB	2.26	0.49
2:G:6:GLN:HB3	2:L:130:VAL:CB	2.43	0.49
2:I:14:GLY:HA3	2:I:90:ALA:HB2	1.95	0.49
1:A:39:ILE:HG21	1:A:327:PHE:HA	1.95	0.49
1:A:285:GLY:O	1:A:286:GLU:C	2.48	0.49
1:A:512:PHE:HE1	1:A:517:THR:HG1	1.55	0.49
1:C:194:ASP:OD1	1:C:195:LEU:N	2.46	0.49
1:C:281:GLU:HA	1:C:284:ALA:HB3	1.95	0.49
1:D:152:ASN:O	1:D:155:THR:HB	2.13	0.49
1:E:92:ILE:HG12	1:E:326:LYS:CB	2.42	0.49
1:E:92:ILE:HG12	1:E:326:LYS:HZ2	1.60	0.49
1:F:60:LYS:HA	1:F:64:ARG:HA	1.93	0.49
1:F:80:PRO:HG3	1:F:415:VAL:CG2	2.34	0.49
2:J:17:PHE:HA	2:J:74:MET:CE	2.43	0.49
2:J:138:ASP:OD1	2:J:139:VAL:N	2.46	0.49
2:K:14:GLY:HA3	2:K:90:ALA:HB2	1.95	0.49
2:L:14:GLY:HA3	2:L:90:ALA:HB2	1.95	0.49
2:L:138:ASP:OD1	2:L:139:VAL:N	2.46	0.49
1:A:194:ASP:OD1	1:A:195:LEU:N	2.46	0.49
1:A:532:TYR:CE2	1:A:536:LYS:CE	2.95	0.49
1:B:194:ASP:OD1	1:B:195:LEU:N	2.46	0.49
1:B:338:LEU:HB3	1:B:412:MET:HE3	1.93	0.49
1:C:169:VAL:HB	1:C:286:GLU:CD	2.20	0.49
1:C:363:ARG:HG2	1:C:365:ILE:HG13	1.95	0.49
1:D:132:LEU:HD11	1:D:148:ASP:HB3	1.94	0.49
1:D:281:GLU:O	1:D:282:VAL:C	2.44	0.49
1:E:260:ALA:C	1:E:261:TYR:CG	2.86	0.49
1:F:338:LEU:HD23	1:F:366:VAL:HG12	1.95	0.49
1:F:532:TYR:CE2	1:F:536:LYS:CE	2.95	0.49
2:H:130:VAL:CB	2:I:6:GLN:HB3	2.43	0.49
2:K:22:GLU:O	2:K:23:MET:HG2	2.10	0.49
1:B:250:ALA:CB	1:B:252:PHE:CE1	2.96	0.48
1:B:258:GLN:O	1:B:259:THR:HG22	2.13	0.48
1:C:36:PHE:CZ	1:C:419:GLY:CA	2.87	0.48
1:C:132:LEU:HD11	1:C:148:ASP:HB3	1.94	0.48
1:C:524:ILE:HD11	2:J:107:TYR:OH	2.13	0.48
1:D:51:TYR:CE2	1:D:52:GLU:O	2.66	0.48
1:D:281:GLU:HA	1:D:284:ALA:HB3	1.95	0.48
1:E:194:ASP:OD1	1:E:195:LEU:N	2.46	0.48

*Continued on next page...*

*Continued from previous page...*

Atom-1	Atom-2	Interatomic distance (Å)	Clash overlap (Å)
1:F:338:LEU:HD23	1:F:366:VAL:CG1	2.43	0.48
2:G:27:LYS:H	2:H:96:SER:HA	1.72	0.48
1:A:134:LEU:HD21	1:A:137:ILE:HG23	1.87	0.48
1:C:93:GLU:HG2	1:C:112:TYR:CZ	2.48	0.48
1:C:258:GLN:O	1:C:259:THR:HG22	2.13	0.48
1:C:334:TYR:HE2	1:C:363:ARG:NH1	2.10	0.48
1:D:338:LEU:HD23	1:D:366:VAL:CG1	2.43	0.48
1:E:51:TYR:CE2	1:E:52:GLU:O	2.66	0.48
1:E:76:TRP:CG	1:E:415:VAL:HG21	2.43	0.48
1:E:132:LEU:HD11	1:E:148:ASP:HB3	1.94	0.48
1:E:518:ILE:HG13	1:E:520:THR:N	2.27	0.48
1:F:51:TYR:CE2	1:F:52:GLU:O	2.67	0.48
1:F:285:GLY:O	1:F:286:GLU:C	2.47	0.48
1:F:493:VAL:HG23	1:F:494:GLY:N	2.28	0.48
2:G:99:ARG:NH2	2:G:102:GLU:OE2	2.47	0.48
2:I:28:THR:HG23	2:I:62:THR:OG1	2.13	0.48
2:J:99:ARG:NH2	2:J:102:GLU:OE2	2.47	0.48
2:L:28:THR:HG23	2:L:62:THR:OG1	2.13	0.48
1:A:39:ILE:CD1	1:A:327:PHE:HA	2.03	0.48
1:A:152:ASN:O	1:A:155:THR:HB	2.13	0.48
1:B:39:ILE:HG21	1:B:327:PHE:HA	1.95	0.48
1:B:132:LEU:HD11	1:B:148:ASP:HB3	1.94	0.48
1:B:334:TYR:HE2	1:B:363:ARG:NH1	2.11	0.48
1:B:491:MET:C	1:B:493:VAL:CG2	2.82	0.48
1:C:39:ILE:HD12	1:C:327:PHE:HB2	1.78	0.48
1:D:173:GLU:OE1	1:D:173:GLU:N	2.43	0.48
1:D:334:TYR:HE2	1:D:363:ARG:NH1	2.11	0.48
1:F:93:GLU:HG2	1:F:112:TYR:CZ	2.48	0.48
1:F:194:ASP:OD1	1:F:195:LEU:N	2.46	0.48
2:G:17:PHE:HA	2:G:74:MET:CE	2.43	0.48
2:G:63:PHE:C	2:H:96:SER:HB3	2.33	0.48
2:H:17:PHE:HA	2:H:74:MET:CE	2.43	0.48
2:H:128:GLU:HG2	2:I:8:THR:HG21	1.95	0.48
1:A:51:TYR:CE2	1:A:52:GLU:O	2.66	0.48
1:A:338:LEU:HD23	1:A:366:VAL:CG1	2.43	0.48
1:A:338:LEU:HD23	1:A:366:VAL:HG12	1.95	0.48
1:A:430:ILE:HG22	1:A:467:THR:O	2.12	0.48
1:B:93:GLU:HG2	1:B:112:TYR:CZ	2.48	0.48
1:C:327:PHE:CE2	1:C:351:PHE:CB	2.85	0.48
1:C:338:LEU:C	1:C:412:MET:CE	2.80	0.48
1:C:362:MET:HE2	1:C:364:ALA:HB2	1.93	0.48

*Continued on next page...*

*Continued from previous page...*

Atom-1	Atom-2	Interatomic distance (Å)	Clash overlap (Å)
1:D:36:PHE:CZ	1:D:422:SER:CB	2.87	0.48
2:G:14:GLY:HA3	2:G:90:ALA:HB2	1.95	0.48
2:H:14:GLY:HA3	2:H:90:ALA:HB2	1.95	0.48
2:H:99:ARG:NH2	2:H:102:GLU:OE2	2.47	0.48
2:K:28:THR:HG23	2:K:62:THR:OG1	2.13	0.48
2:L:99:ARG:NH2	2:L:102:GLU:OE2	2.47	0.48
1:A:355:ARG:HB2	1:A:361:PRO:HD2	1.95	0.48
1:C:51:TYR:CE2	1:C:52:GLU:O	2.67	0.48
1:C:258:GLN:O	1:C:259:THR:HG23	2.07	0.48
1:D:76:TRP:CG	1:D:415:VAL:HG21	2.43	0.48
1:D:93:GLU:HG2	1:D:112:TYR:CZ	2.48	0.48
1:D:491:MET:C	1:D:493:VAL:CG2	2.82	0.48
1:E:428:GLU:N	1:E:469:THR:HG21	2.25	0.48
1:E:536:LYS:CB	1:E:542:ILE:HD12	2.39	0.48
1:E:540:ASN:O	1:E:541:GLU:HB2	2.09	0.48
2:G:6:GLN:HG2	2:L:130:VAL:CB	2.39	0.48
2:I:138:ASP:OD1	2:I:139:VAL:N	2.46	0.48
2:J:116:ILE:O	2:J:119:LEU:HD13	2.14	0.48
1:A:135:ARG:O	1:A:136:VAL:CG2	2.62	0.48
1:C:264:ILE:CD1	1:C:266:SER:HB3	2.44	0.48
1:C:320:TRP:CH2	1:C:343:SER:O	2.61	0.48
1:C:401:ASP:HB2	1:C:409:PRO:HG2	1.96	0.48
1:E:254:ASP:O	1:E:255:LEU:CB	2.56	0.48
1:E:334:TYR:HE2	1:E:363:ARG:NH1	2.11	0.48
1:E:338:LEU:HD23	1:E:366:VAL:CG1	2.43	0.48
1:F:38:LEU:HD12	1:F:76:TRP:CZ2	2.44	0.48
2:G:116:ILE:O	2:G:119:LEU:HD13	2.14	0.48
2:G:130:VAL:CB	2:H:6:GLN:HB3	2.42	0.48
2:H:116:ILE:O	2:H:119:LEU:HD13	2.14	0.48
2:I:17:PHE:HA	2:I:74:MET:CE	2.43	0.48
2:J:28:THR:HG23	2:J:62:THR:OG1	2.13	0.48
1:A:366:VAL:O	1:A:393:ALA:N	2.47	0.48
1:B:260:ALA:C	1:B:261:TYR:CG	2.86	0.48
1:B:363:ARG:HG2	1:B:365:ILE:HG13	1.94	0.48
1:B:370:PHE:HZ	1:B:448:ASP:OD2	1.90	0.48
1:C:39:ILE:HG21	1:C:327:PHE:HA	1.95	0.48
1:C:92:ILE:CD1	1:C:323:LYS:CG	2.78	0.48
1:C:366:VAL:O	1:C:393:ALA:N	2.47	0.48
1:D:67:GLU:H	1:D:70:ASP:HB2	1.78	0.48
1:D:264:ILE:CD1	1:D:266:SER:HB3	2.44	0.48
1:D:401:ASP:HB2	1:D:409:PRO:HG2	1.96	0.48

*Continued on next page...*



*Continued from previous page...*

Atom-1	Atom-2	Interatomic distance (Å)	Clash overlap (Å)
1:E:175:THR:O	1:E:176:GLN:CB	2.60	0.48
1:E:493:VAL:HG23	1:E:494:GLY:N	2.28	0.48
2:I:128:GLU:HG2	2:J:8:THR:HG21	1.95	0.48
2:K:23:MET:HA	2:K:70:PHE:CE1	2.48	0.48
1:A:33:GLU:O	1:A:333:TYR:HD1	1.90	0.48
1:A:247:TYR:CD2	1:A:247:TYR:N	2.82	0.48
1:A:363:ARG:HG2	1:A:365:ILE:HG13	1.94	0.48
1:B:504:LEU:HD11	1:B:563:MET:SD	2.54	0.48
1:C:33:GLU:O	1:C:333:TYR:HD1	1.89	0.48
1:F:39:ILE:HG21	1:F:327:PHE:HA	1.95	0.48
1:F:135:ARG:O	1:F:136:VAL:CG2	2.62	0.48
2:I:22:GLU:O	2:I:23:MET:HG2	2.10	0.48
2:I:99:ARG:NH2	2:I:102:GLU:OE2	2.47	0.48
2:I:116:ILE:O	2:I:119:LEU:HD13	2.14	0.48
2:J:27:LYS:NZ	2:K:95:GLN:O	2.47	0.48
2:K:27:LYS:NZ	2:L:95:GLN:O	2.47	0.48
2:L:23:MET:HA	2:L:70:PHE:CE1	2.48	0.48
1:A:504:LEU:HD11	1:A:563:MET:SD	2.54	0.48
1:A:535:ARG:NH2	2:H:135:GLU:CD	2.61	0.48
1:B:264:ILE:CD1	1:B:266:SER:HB3	2.44	0.48
1:C:67:GLU:H	1:C:70:ASP:HB2	1.79	0.48
1:C:268:GLU:O	1:C:269:GLN:C	2.44	0.48
1:C:428:GLU:O	1:C:429:SER:HB3	2.13	0.48
1:D:320:TRP:CH2	1:D:343:SER:O	2.61	0.48
1:D:338:LEU:CG	1:D:366:VAL:C	2.52	0.48
1:D:504:LEU:HD11	1:D:563:MET:SD	2.54	0.48
1:E:39:ILE:HG21	1:E:327:PHE:HA	1.95	0.48
1:F:47:PRO:HB3	1:F:111:ILE:HB	1.72	0.48
1:F:540:ASN:O	1:F:541:GLU:HB2	2.09	0.48
1:F:543:GLN:CD	1:F:568:ILE:HG23	2.27	0.48
2:I:17:PHE:HA	2:I:74:MET:HE1	1.95	0.48
2:K:17:PHE:HA	2:K:74:MET:CE	2.43	0.48
2:K:99:ARG:NH2	2:K:102:GLU:OE2	2.47	0.48
1:A:93:GLU:HG2	1:A:112:TYR:CZ	2.48	0.48
1:A:258:GLN:O	1:A:259:THR:HG22	2.13	0.48
1:B:135:ARG:O	1:B:136:VAL:CG2	2.62	0.48
1:B:283:GLU:HA	1:B:287:GLU:CB	2.34	0.48
1:B:283:GLU:C	1:B:285:GLY:N	2.66	0.48
1:B:401:ASP:HB2	1:B:409:PRO:HG2	1.96	0.48
1:E:250:ALA:CB	1:E:252:PHE:CE1	2.96	0.48
1:F:540:ASN:C	1:F:541:GLU:HG3	2.21	0.48

*Continued on next page...*

*Continued from previous page...*

Atom-1	Atom-2	Interatomic distance (Å)	Clash overlap (Å)
2:K:116:ILE:O	2:K:119:LEU:HD13	2.14	0.48
1:A:67:GLU:H	1:A:70:ASP:HB2	1.79	0.47
1:B:33:GLU:O	1:B:333:TYR:HD1	1.90	0.47
1:B:337:PRO:O	1:B:345:HIS:NE2	2.47	0.47
1:B:428:GLU:O	1:B:429:SER:HB3	2.14	0.47
1:C:80:PRO:HG3	1:C:415:VAL:CG2	2.34	0.47
1:C:504:LEU:HD11	1:C:563:MET:SD	2.54	0.47
1:C:524:ILE:CD1	2:J:107:TYR:OH	2.62	0.47
1:D:77:GLY:CA	1:D:80:PRO:CD	2.80	0.47
1:E:93:GLU:HG2	1:E:112:TYR:CZ	2.48	0.47
1:E:135:ARG:O	1:E:136:VAL:CG2	2.62	0.47
1:F:504:LEU:HD11	1:F:563:MET:SD	2.54	0.47
2:G:18:LEU:HD23	2:G:18:LEU:C	2.34	0.47
2:G:95:GLN:O	2:L:27:LYS:NZ	2.47	0.47
2:H:28:THR:HG23	2:H:62:THR:OG1	2.13	0.47
2:I:27:LYS:NZ	2:J:95:GLN:O	2.47	0.47
1:A:281:GLU:O	1:A:282:VAL:C	2.44	0.47
1:A:337:PRO:O	1:A:345:HIS:NE2	2.47	0.47
1:A:401:ASP:HB2	1:A:409:PRO:HG2	1.96	0.47
1:A:504:LEU:HD22	1:A:529:ILE:CG2	2.45	0.47
1:D:247:TYR:CD2	1:D:247:TYR:N	2.81	0.47
1:D:287:GLU:HA	1:D:287:GLU:OE1	2.14	0.47
1:D:366:VAL:O	1:D:393:ALA:HB2	2.14	0.47
1:D:366:VAL:O	1:D:393:ALA:N	2.47	0.47
1:E:264:ILE:CD1	1:E:266:SER:HB3	2.44	0.47
1:E:338:LEU:HD13	1:E:367:GLY:HA3	1.61	0.47
1:E:504:LEU:HD11	1:E:563:MET:SD	2.54	0.47
1:F:92:ILE:N	1:F:326:LYS:HD3	2.29	0.47
1:F:106:LYS:HZ1	1:F:146:VAL:HG11	1.79	0.47
1:F:281:GLU:HA	1:F:284:ALA:HB3	1.95	0.47
1:F:320:TRP:CH2	1:F:343:SER:O	2.61	0.47
2:H:18:LEU:C	2:H:18:LEU:HD23	2.34	0.47
2:I:128:GLU:CA	2:J:8:THR:HG21	2.26	0.47
2:I:132:PHE:C	2:I:132:PHE:CD1	2.88	0.47
2:J:132:PHE:CD1	2:J:132:PHE:C	2.88	0.47
1:B:366:VAL:O	1:B:393:ALA:N	2.47	0.47
1:B:504:LEU:HD22	1:B:529:ILE:CG2	2.45	0.47
1:C:264:ILE:HG22	1:C:277:PRO:C	2.35	0.47
1:C:337:PRO:O	1:C:345:HIS:NE2	2.47	0.47
1:C:504:LEU:HD22	1:C:529:ILE:CG2	2.45	0.47
1:D:39:ILE:HD11	1:D:327:PHE:CG	2.46	0.47

*Continued on next page...*

*Continued from previous page...*

Atom-1	Atom-2	Interatomic distance (Å)	Clash overlap (Å)
1:E:92:ILE:N	1:E:326:LYS:HD3	2.29	0.47
1:E:271:ASN:C	1:E:273:GLU:N	2.68	0.47
1:E:285:GLY:O	1:E:286:GLU:C	2.48	0.47
1:E:338:LEU:HD23	1:E:366:VAL:HG12	1.95	0.47
1:F:287:GLU:HA	1:F:287:GLU:OE1	2.14	0.47
1:F:362:MET:HE2	1:F:364:ALA:HB2	1.94	0.47
2:J:18:LEU:HD23	2:J:18:LEU:C	2.34	0.47
1:A:34:LYS:NZ	1:A:83:THR:O	2.32	0.47
1:A:47:PRO:HB3	1:A:111:ILE:HB	1.72	0.47
1:A:431:THR:OG1	1:A:434:PRO:CD	2.63	0.47
1:A:557:ASN:CG	1:A:558:GLU:H	2.18	0.47
1:B:51:TYR:CE2	1:B:52:GLU:O	2.66	0.47
1:B:500:LEU:HD12	1:B:533:LEU:CD2	2.45	0.47
1:C:113:GLY:H	1:C:141:ASP:CB	2.09	0.47
1:C:135:ARG:O	1:C:136:VAL:CG2	2.62	0.47
1:D:264:ILE:HG22	1:D:277:PRO:C	2.35	0.47
1:D:428:GLU:O	1:D:429:SER:HB3	2.13	0.47
1:F:366:VAL:O	1:F:393:ALA:N	2.47	0.47
2:H:127:GLU:CA	2:I:8:THR:CG2	2.89	0.47
1:A:137:ILE:HG22	1:A:143:PHE:CD1	2.50	0.47
1:A:287:GLU:HA	1:A:287:GLU:OE1	2.14	0.47
1:B:355:ARG:HB2	1:B:361:PRO:HD2	1.95	0.47
1:C:449:LEU:CA	1:C:452:LEU:HG	2.44	0.47
1:D:337:PRO:O	1:D:345:HIS:NE2	2.47	0.47
1:F:504:LEU:HD22	1:F:529:ILE:CG2	2.45	0.47
2:G:27:LYS:NZ	2:H:95:GLN:O	2.47	0.47
2:H:27:LYS:NZ	2:I:95:GLN:O	2.47	0.47
2:H:63:PHE:C	2:I:96:SER:HB3	2.33	0.47
2:J:23:MET:HA	2:J:70:PHE:CE1	2.48	0.47
2:L:116:ILE:O	2:L:119:LEU:HD13	2.14	0.47
1:A:80:PRO:C	1:A:82:TYR:N	2.68	0.47
1:A:92:ILE:N	1:A:326:LYS:HD3	2.29	0.47
1:A:281:GLU:HA	1:A:284:ALA:HB3	1.95	0.47
1:A:327:PHE:HD2	1:A:351:PHE:HE2	1.50	0.47
1:B:67:GLU:H	1:B:70:ASP:HB2	1.79	0.47
1:B:80:PRO:HG3	1:B:415:VAL:CG2	2.34	0.47
1:B:172:ASP:OD1	1:B:173:GLU:HG3	2.15	0.47
1:B:264:ILE:HG22	1:B:277:PRO:C	2.35	0.47
1:B:287:GLU:HA	1:B:287:GLU:OE1	2.14	0.47
1:B:431:THR:OG1	1:B:434:PRO:CD	2.63	0.47
1:C:106:LYS:HZ1	1:C:146:VAL:HG11	1.79	0.47

*Continued on next page...*

*Continued from previous page...*

Atom-1	Atom-2	Interatomic distance (Å)	Clash overlap (Å)
1:C:264:ILE:CG1	1:C:266:SER:H	2.03	0.47
1:D:175:THR:O	1:D:176:GLN:CB	2.59	0.47
1:D:258:GLN:O	1:D:259:THR:HG22	2.13	0.47
1:D:493:VAL:HG23	1:D:494:GLY:N	2.28	0.47
1:E:258:GLN:O	1:E:259:THR:HG22	2.13	0.47
2:I:18:LEU:HD23	2:I:18:LEU:C	2.34	0.47
2:I:112:ASP:HB3	2:I:115:LYS:CD	2.41	0.47
2:J:26:ILE:HD11	2:J:61:ALA:CB	2.45	0.47
2:K:26:ILE:HD11	2:K:61:ALA:CB	2.45	0.47
1:A:130:ASP:C	1:A:130:ASP:OD1	2.52	0.47
1:A:173:GLU:CD	1:A:201:ASP:OD2	2.53	0.47
1:A:264:ILE:CD1	1:A:266:SER:HB3	2.44	0.47
1:A:283:GLU:HA	1:A:287:GLU:CB	2.34	0.47
1:A:493:VAL:HG23	1:A:494:GLY:N	2.28	0.47
1:A:500:LEU:HD12	1:A:533:LEU:CD2	2.44	0.47
1:B:92:ILE:N	1:B:326:LYS:HD3	2.29	0.47
1:B:134:LEU:CD2	1:B:137:ILE:HG23	2.45	0.47
1:B:137:ILE:HG22	1:B:143:PHE:CD1	2.50	0.47
1:B:281:GLU:HA	1:B:284:ALA:HB3	1.95	0.47
1:B:285:GLY:O	1:B:286:GLU:C	2.48	0.47
1:B:493:VAL:HG23	1:B:494:GLY:N	2.28	0.47
1:B:531:SER:O	1:B:535:ARG:HG3	2.15	0.47
1:B:557:ASN:CG	1:B:558:GLU:H	2.18	0.47
1:C:92:ILE:HD12	1:C:326:LYS:HZ1	1.68	0.47
1:C:92:ILE:N	1:C:326:LYS:HD3	2.29	0.47
1:C:491:MET:C	1:C:493:VAL:CG2	2.82	0.47
1:D:44:GLY:C	1:D:189:GLU:OE1	2.52	0.47
1:D:92:ILE:N	1:D:326:LYS:HD3	2.29	0.47
1:D:135:ARG:O	1:D:136:VAL:CG2	2.62	0.47
1:D:531:SER:O	1:D:535:ARG:HG3	2.15	0.47
1:E:173:GLU:OE1	1:E:173:GLU:N	2.43	0.47
1:E:264:ILE:HG22	1:E:277:PRO:C	2.35	0.47
1:E:281:GLU:HA	1:E:284:ALA:HB3	1.95	0.47
1:E:362:MET:HE2	1:E:364:ALA:HB2	1.94	0.47
1:E:366:VAL:O	1:E:393:ALA:N	2.47	0.47
1:E:370:PHE:HA	1:E:373:SER:CB	2.45	0.47
1:E:401:ASP:HB2	1:E:409:PRO:HG2	1.96	0.47
1:E:500:LEU:HD12	1:E:533:LEU:CD2	2.44	0.47
1:F:67:GLU:H	1:F:70:ASP:HB2	1.79	0.47
1:F:258:GLN:O	1:F:259:THR:HG22	2.13	0.47
1:F:401:ASP:HB2	1:F:409:PRO:HG2	1.96	0.47

*Continued on next page...*

*Continued from previous page...*

Atom-1	Atom-2	Interatomic distance (Å)	Clash overlap (Å)
1:F:557:ASN:CG	1:F:558:GLU:H	2.18	0.47
2:G:22:GLU:C	2:G:23:MET:HG2	2.35	0.47
2:G:28:THR:HG23	2:G:62:THR:OG1	2.13	0.47
2:J:88:LEU:HD23	2:J:89:GLN:N	2.30	0.47
2:L:22:GLU:O	2:L:23:MET:HG2	2.10	0.47
1:A:264:ILE:CG1	1:A:266:SER:H	2.03	0.47
1:A:428:GLU:N	1:A:469:THR:HG21	2.24	0.47
1:B:80:PRO:C	1:B:82:TYR:N	2.68	0.47
1:B:92:ILE:CD1	1:B:323:LYS:CA	2.67	0.47
1:B:542:ILE:HG22	1:B:543:GLN:N	2.30	0.47
1:C:39:ILE:CB	1:C:326:LYS:HZ3	2.25	0.47
1:C:338:LEU:HD23	1:C:366:VAL:HG12	1.95	0.47
1:C:493:VAL:HG23	1:C:494:GLY:N	2.28	0.47
1:C:500:LEU:HD12	1:C:533:LEU:CD2	2.44	0.47
1:C:542:ILE:HG22	1:C:543:GLN:N	2.30	0.47
1:D:382:ALA:O	1:D:384:LEU:HD22	2.15	0.47
1:E:428:GLU:O	1:E:429:SER:HB3	2.14	0.47
1:E:557:ASN:CG	1:E:558:GLU:H	2.18	0.47
1:F:531:SER:O	1:F:535:ARG:HG3	2.15	0.47
2:G:24:ALA:HA	2:H:98:GLY:HA3	1.42	0.47
2:J:22:GLU:C	2:J:23:MET:HG2	2.35	0.47
2:L:22:GLU:C	2:L:23:MET:HG2	2.35	0.47
2:L:132:PHE:C	2:L:132:PHE:CD1	2.88	0.47
1:B:370:PHE:HA	1:B:373:SER:CB	2.45	0.47
1:C:80:PRO:C	1:C:82:TYR:H	2.18	0.47
1:D:338:LEU:HD23	1:D:366:VAL:HG12	1.95	0.47
1:D:370:PHE:HA	1:D:373:SER:CB	2.45	0.47
1:E:137:ILE:HG22	1:E:143:PHE:CD1	2.50	0.47
1:E:491:MET:C	1:E:493:VAL:CG2	2.82	0.47
1:E:531:SER:O	1:E:535:ARG:HG3	2.15	0.47
1:F:132:LEU:HD21	1:F:148:ASP:HB3	1.38	0.47
1:F:173:GLU:CD	1:F:201:ASP:OD2	2.53	0.47
1:F:247:TYR:CD2	1:F:247:TYR:N	2.82	0.47
1:F:431:THR:OG1	1:F:434:PRO:CD	2.63	0.47
2:H:88:LEU:HD23	2:H:89:GLN:N	2.30	0.47
2:K:89:GLN:HG2	2:K:103:ARG:CD	2.45	0.47
2:L:18:LEU:HD23	2:L:18:LEU:C	2.34	0.47
2:L:26:ILE:HD11	2:L:61:ALA:CB	2.45	0.47
1:A:52:GLU:CG	1:A:88:LEU:HD22	2.25	0.47
1:A:537:LYS:HD3	1:A:537:LYS:C	2.36	0.47
1:B:522:ALA:O	1:B:526:LYS:HB2	2.16	0.47

*Continued on next page...*

*Continued from previous page...*

Atom-1	Atom-2	Interatomic distance (Å)	Clash overlap (Å)
1:C:557:ASN:CG	1:C:558:GLU:H	2.18	0.47
1:D:557:ASN:CG	1:D:558:GLU:H	2.18	0.47
1:E:537:LYS:HD3	1:E:537:LYS:C	2.36	0.47
2:G:26:ILE:HD11	2:G:61:ALA:CB	2.45	0.47
2:H:22:GLU:C	2:H:23:MET:HG2	2.35	0.47
2:H:132:PHE:CD1	2:H:132:PHE:C	2.88	0.47
2:I:23:MET:SD	2:I:77:TYR:CD2	3.09	0.47
2:I:88:LEU:HD23	2:I:89:GLN:N	2.30	0.47
2:K:132:PHE:CD1	2:K:132:PHE:C	2.88	0.47
1:A:449:LEU:CA	1:A:452:LEU:HG	2.44	0.46
1:A:528:PHE:CE1	2:H:107:TYR:HB3	2.50	0.46
1:B:173:GLU:CD	1:B:201:ASP:OD2	2.53	0.46
1:B:387:PRO:HD2	1:B:390:SER:HB3	1.91	0.46
1:C:76:TRP:CD2	1:C:415:VAL:HG23	2.51	0.46
1:C:382:ALA:O	1:C:384:LEU:HD22	2.15	0.46
1:C:522:ALA:O	1:C:526:LYS:HB2	2.16	0.46
1:D:80:PRO:C	1:D:82:TYR:H	2.18	0.46
1:E:67:GLU:H	1:E:70:ASP:HB2	1.79	0.46
1:E:106:LYS:HZ1	1:E:146:VAL:HG11	1.79	0.46
1:E:337:PRO:O	1:E:345:HIS:NE2	2.48	0.46
1:F:80:PRO:C	1:F:82:TYR:H	2.18	0.46
1:F:338:LEU:HB2	1:F:414:ALA:CB	2.16	0.46
1:A:134:LEU:CD2	1:A:137:ILE:HG23	2.45	0.46
1:A:172:ASP:OD1	1:A:173:GLU:HG3	2.15	0.46
1:A:522:ALA:O	1:A:526:LYS:HB2	2.16	0.46
1:B:92:ILE:CG1	1:B:326:LYS:HZ1	2.04	0.46
1:B:106:LYS:HZ1	1:B:146:VAL:HG11	1.79	0.46
1:B:132:LEU:HD21	1:B:148:ASP:HB3	1.38	0.46
1:B:320:TRP:CH2	1:B:343:SER:O	2.61	0.46
1:B:338:LEU:HD21	1:B:393:ALA:HB3	1.97	0.46
1:C:36:PHE:HE2	1:C:419:GLY:HA2	1.74	0.46
1:C:134:LEU:CD2	1:C:137:ILE:HG23	2.45	0.46
1:C:137:ILE:HG22	1:C:143:PHE:CD1	2.50	0.46
1:C:175:THR:O	1:C:176:GLN:CB	2.60	0.46
1:C:531:SER:O	1:C:535:ARG:HG3	2.15	0.46
1:D:76:TRP:CD2	1:D:415:VAL:HG23	2.51	0.46
1:D:80:PRO:C	1:D:82:TYR:N	2.68	0.46
1:D:113:GLY:H	1:D:141:ASP:CB	2.09	0.46
1:D:462:PHE:HD2	1:D:467:THR:N	2.13	0.46
1:D:537:LYS:HD3	1:D:537:LYS:C	2.36	0.46
1:E:431:THR:OG1	1:E:434:PRO:CD	2.63	0.46

*Continued on next page...*

*Continued from previous page...*

Atom-1	Atom-2	Interatomic distance (Å)	Clash overlap (Å)
1:E:452:LEU:HB2	1:E:457:ILE:HG23	1.95	0.46
1:F:130:ASP:C	1:F:130:ASP:OD1	2.52	0.46
1:F:337:PRO:O	1:F:345:HIS:NE2	2.48	0.46
1:F:370:PHE:HA	1:F:373:SER:CB	2.45	0.46
2:H:26:ILE:HD11	2:H:61:ALA:CB	2.45	0.46
2:H:31:ALA:HB1	2:H:134:PHE:CE1	2.51	0.46
2:J:23:MET:SD	2:J:77:TYR:CD2	3.08	0.46
1:A:38:LEU:HD12	1:A:76:TRP:CZ2	2.44	0.46
1:A:254:ASP:C	1:A:256:GLU:N	2.68	0.46
1:A:367:GLY:HA2	1:A:393:ALA:CB	2.30	0.46
1:B:34:LYS:NZ	1:B:83:THR:O	2.32	0.46
1:B:264:ILE:CD1	1:B:269:GLN:HB3	2.17	0.46
1:B:537:LYS:HD3	1:B:537:LYS:C	2.36	0.46
1:C:80:PRO:C	1:C:82:TYR:N	2.68	0.46
1:C:283:GLU:C	1:C:285:GLY:N	2.66	0.46
1:D:79:ASN:CB	1:D:433:LYS:HD3	2.45	0.46
1:D:137:ILE:HG22	1:D:143:PHE:CD1	2.50	0.46
1:D:449:LEU:CA	1:D:452:LEU:HG	2.44	0.46
1:D:504:LEU:HD22	1:D:529:ILE:CG2	2.44	0.46
1:E:79:ASN:CB	1:E:433:LYS:HD3	2.45	0.46
1:E:337:PRO:HG2	1:E:366:VAL:CA	2.43	0.46
1:E:542:ILE:HG22	1:E:543:GLN:N	2.30	0.46
1:F:36:PHE:CZ	1:F:419:GLY:CA	2.87	0.46
2:G:88:LEU:HD23	2:G:89:GLN:N	2.30	0.46
2:I:22:GLU:C	2:I:23:MET:HG2	2.35	0.46
2:J:31:ALA:HB1	2:J:134:PHE:CE1	2.51	0.46
2:L:89:GLN:HG2	2:L:103:ARG:CD	2.45	0.46
1:A:264:ILE:HG22	1:A:277:PRO:C	2.35	0.46
1:A:531:SER:O	1:A:535:ARG:HG3	2.15	0.46
1:B:39:ILE:CB	1:B:326:LYS:HZ3	2.25	0.46
1:B:320:TRP:CE2	1:B:343:SER:C	2.74	0.46
1:B:326:LYS:HZ2	1:B:326:LYS:HB3	1.81	0.46
1:B:535:ARG:NH2	2:I:135:GLU:CD	2.57	0.46
1:C:39:ILE:HD11	1:C:327:PHE:CG	2.46	0.46
1:D:173:GLU:CD	1:D:201:ASP:OD2	2.53	0.46
1:D:320:TRP:HE1	1:D:344:VAL:CG2	1.71	0.46
1:D:500:LEU:HD12	1:D:533:LEU:CD2	2.44	0.46
1:E:36:PHE:CZ	1:E:419:GLY:CA	2.87	0.46
1:E:39:ILE:HD11	1:E:327:PHE:CG	2.46	0.46
1:E:366:VAL:O	1:E:393:ALA:HB2	2.14	0.46
1:E:504:LEU:HD22	1:E:529:ILE:CG2	2.45	0.46

*Continued on next page...*

*Continued from previous page...*

Atom-1	Atom-2	Interatomic distance (Å)	Clash overlap (Å)
1:F:76:TRP:CG	1:F:415:VAL:HG21	2.43	0.46
1:F:137:ILE:HG22	1:F:143:PHE:CD1	2.50	0.46
1:F:501:VAL:CG1	1:F:578:LEU:CD2	2.74	0.46
2:J:23:MET:HA	2:J:70:PHE:CD2	2.51	0.46
2:J:89:GLN:HG2	2:J:103:ARG:CD	2.45	0.46
2:L:58:THR:CG2	2:L:59:GLY:N	2.77	0.46
1:B:113:GLY:H	1:B:141:ASP:CB	2.09	0.46
1:B:449:LEU:CA	1:B:452:LEU:HG	2.44	0.46
1:C:173:GLU:CD	1:C:201:ASP:OD2	2.53	0.46
1:C:247:TYR:CD2	1:C:247:TYR:N	2.81	0.46
1:C:247:TYR:O	1:C:262:ASN:HA	2.16	0.46
1:C:260:ALA:C	1:C:261:TYR:CG	2.86	0.46
1:C:279:ASN:O	1:C:280:VAL:C	2.52	0.46
1:C:283:GLU:CA	1:C:287:GLU:HB3	2.38	0.46
1:C:431:THR:OG1	1:C:434:PRO:CD	2.63	0.46
1:D:437:VAL:CB	1:D:462:PHE:CE1	2.96	0.46
1:E:80:PRO:C	1:E:82:TYR:H	2.18	0.46
1:F:79:ASN:CB	1:F:433:LYS:HD3	2.45	0.46
1:F:173:GLU:OE1	1:F:173:GLU:N	2.43	0.46
1:F:452:LEU:HB2	1:F:457:ILE:HG23	1.95	0.46
1:F:462:PHE:HD2	1:F:467:THR:N	2.13	0.46
1:F:500:LEU:HD12	1:F:533:LEU:CD2	2.45	0.46
2:G:132:PHE:CD1	2:G:132:PHE:C	2.88	0.46
2:H:22:GLU:O	2:H:23:MET:HG2	2.10	0.46
2:H:23:MET:SD	2:H:77:TYR:CD2	3.09	0.46
2:I:31:ALA:HB1	2:I:134:PHE:CE1	2.50	0.46
2:I:89:GLN:HG2	2:I:103:ARG:CD	2.45	0.46
2:K:22:GLU:C	2:K:23:MET:HG2	2.35	0.46
2:K:23:MET:HA	2:K:70:PHE:CD2	2.51	0.46
1:A:80:PRO:C	1:A:82:TYR:H	2.18	0.46
1:B:338:LEU:HD23	1:B:366:VAL:HG12	1.95	0.46
1:C:172:ASP:OD1	1:C:173:GLU:HG3	2.15	0.46
1:D:172:ASP:OD1	1:D:173:GLU:HG3	2.15	0.46
1:D:540:ASN:O	1:D:541:GLU:HB2	2.09	0.46
1:E:44:GLY:C	1:E:189:GLU:OE1	2.52	0.46
1:E:172:ASP:OD1	1:E:173:GLU:HG3	2.15	0.46
1:E:173:GLU:CD	1:E:201:ASP:OD2	2.53	0.46
1:E:287:GLU:HA	1:E:287:GLU:OE1	2.14	0.46
1:F:522:ALA:O	1:F:526:LYS:HB2	2.16	0.46
2:G:24:ALA:CB	2:G:71:VAL:CB	2.86	0.46
2:G:58:THR:CG2	2:G:59:GLY:N	2.77	0.46

*Continued on next page...*



*Continued from previous page...*

Atom-1	Atom-2	Interatomic distance (Å)	Clash overlap (Å)
2:I:23:MET:HA	2:I:70:PHE:CD2	2.51	0.46
2:I:26:ILE:HD11	2:I:61:ALA:CB	2.45	0.46
2:J:23:MET:O	2:J:70:PHE:C	2.54	0.46
2:K:31:ALA:HB1	2:K:134:PHE:CE1	2.51	0.46
2:L:23:MET:HA	2:L:70:PHE:CD2	2.51	0.46
1:C:287:GLU:HA	1:C:287:GLU:OE1	2.14	0.46
1:C:437:VAL:CB	1:C:462:PHE:CE1	2.96	0.46
1:D:522:ALA:O	1:D:526:LYS:HB2	2.16	0.46
1:E:382:ALA:O	1:E:384:LEU:HD22	2.15	0.46
1:E:522:ALA:O	1:E:526:LYS:HB2	2.15	0.46
1:E:550:VAL:HG21	1:E:555:GLU:C	2.36	0.46
1:F:172:ASP:OD1	1:F:173:GLU:HG3	2.15	0.46
1:F:366:VAL:O	1:F:393:ALA:HB2	2.14	0.46
2:G:31:ALA:HB1	2:G:134:PHE:CE1	2.51	0.46
2:G:130:VAL:CB	2:H:6:GLN:CG	2.94	0.46
2:H:140:PRO:HG2	2:H:141:GLU:H	1.81	0.46
2:I:140:PRO:HG2	2:I:141:GLU:H	1.81	0.46
2:K:17:PHE:CA	2:K:74:MET:HE1	2.44	0.46
2:K:18:LEU:C	2:K:18:LEU:HD23	2.34	0.46
2:K:140:PRO:HG2	2:K:141:GLU:H	1.81	0.46
2:L:140:PRO:HG2	2:L:141:GLU:H	1.81	0.46
1:B:76:TRP:CD2	1:B:415:VAL:HG23	2.51	0.46
1:B:550:VAL:HG21	1:B:555:GLU:C	2.36	0.46
1:C:363:ARG:HH22	1:C:495:GLU:HG3	1.81	0.46
1:D:550:VAL:HG21	1:D:555:GLU:C	2.36	0.46
1:F:80:PRO:C	1:F:82:TYR:N	2.68	0.46
2:H:17:PHE:N	2:H:17:PHE:HD1	2.14	0.46
2:J:140:PRO:HG2	2:J:141:GLU:H	1.81	0.46
2:K:23:MET:SD	2:K:77:TYR:CD2	3.09	0.46
1:A:135:ARG:O	1:A:135:ARG:HG2	2.16	0.46
1:A:320:TRP:CH2	1:A:343:SER:O	2.61	0.46
1:A:542:ILE:HG22	1:A:543:GLN:N	2.30	0.46
1:B:173:GLU:O	1:B:174:GLU:C	2.54	0.46
1:B:175:THR:O	1:B:176:GLN:CB	2.59	0.46
1:C:130:ASP:C	1:C:130:ASP:OD1	2.52	0.46
1:C:150:ILE:HA	1:C:153:ILE:HG13	1.98	0.46
1:D:281:GLU:O	1:D:284:ALA:N	2.49	0.46
1:D:431:THR:OG1	1:D:434:PRO:CD	2.63	0.46
1:D:542:ILE:HG22	1:D:543:GLN:N	2.30	0.46
1:E:281:GLU:O	1:E:284:ALA:N	2.49	0.46
1:F:449:LEU:CA	1:F:452:LEU:HG	2.44	0.46

*Continued on next page...*

*Continued from previous page...*

Atom-1	Atom-2	Interatomic distance (Å)	Clash overlap (Å)
1:F:491:MET:C	1:F:493:VAL:CG2	2.82	0.46
2:G:23:MET:C	2:G:70:PHE:O	2.54	0.46
2:G:89:GLN:HG2	2:G:103:ARG:CD	2.45	0.46
2:H:23:MET:HA	2:H:70:PHE:CD2	2.51	0.46
2:L:31:ALA:HB1	2:L:134:PHE:CE1	2.50	0.46
1:A:76:TRP:CD2	1:A:415:VAL:HG23	2.51	0.46
1:A:363:ARG:HH22	1:A:495:GLU:HG3	1.81	0.46
1:A:550:VAL:HG21	1:A:555:GLU:C	2.36	0.46
1:B:137:ILE:HG22	1:B:143:PHE:HD1	1.81	0.46
1:C:39:ILE:CD1	1:C:327:PHE:CG	2.96	0.46
1:C:528:PHE:CE1	2:J:107:TYR:CD2	3.04	0.46
1:C:537:LYS:HD3	1:C:537:LYS:C	2.36	0.46
1:E:247:TYR:O	1:E:262:ASN:HA	2.16	0.46
1:F:76:TRP:CD2	1:F:415:VAL:HG23	2.51	0.46
1:F:150:ILE:HA	1:F:153:ILE:HG13	1.98	0.46
1:F:264:ILE:CD1	1:F:266:SER:HB3	2.44	0.46
2:G:22:GLU:O	2:G:23:MET:HG2	2.10	0.46
2:G:23:MET:HA	2:G:70:PHE:CD2	2.51	0.46
2:G:23:MET:SD	2:G:77:TYR:CD2	3.08	0.46
2:H:23:MET:C	2:H:71:VAL:CA	2.71	0.46
2:H:23:MET:C	2:H:70:PHE:O	2.54	0.46
2:H:68:SER:CB	2:I:92:LEU:HD23	2.46	0.46
2:H:89:GLN:HG2	2:H:103:ARG:CD	2.45	0.46
2:J:106:LEU:HD13	2:J:106:LEU:HA	1.79	0.46
2:K:68:SER:CB	2:L:92:LEU:HD23	2.46	0.46
2:K:70:PHE:H	2:L:99:ARG:CD	2.10	0.46
1:A:463:VAL:HG12	1:A:464:ARG:HG3	1.97	0.45
1:C:47:PRO:HB3	1:C:111:ILE:HB	1.72	0.45
1:C:278:SER:O	1:C:279:ASN:C	2.46	0.45
1:C:463:VAL:HG12	1:C:464:ARG:HG3	1.97	0.45
1:D:46:GLU:HA	1:D:191:LYS:HD2	1.18	0.45
1:D:53:LEU:HD21	1:D:63:PHE:CE2	2.37	0.45
1:D:150:ILE:HA	1:D:153:ILE:HG13	1.98	0.45
1:D:247:TYR:O	1:D:262:ASN:HA	2.16	0.45
1:D:278:SER:O	1:D:279:ASN:C	2.46	0.45
1:D:463:VAL:HG12	1:D:464:ARG:HG3	1.97	0.45
1:E:247:TYR:N	1:E:247:TYR:CD2	2.82	0.45
1:F:382:ALA:O	1:F:384:LEU:HD22	2.15	0.45
2:G:17:PHE:N	2:G:17:PHE:HD1	2.14	0.45
2:G:68:SER:CB	2:H:92:LEU:HD23	2.46	0.45
2:J:68:SER:CB	2:K:92:LEU:HD23	2.46	0.45

*Continued on next page...*

*Continued from previous page...*

Atom-1	Atom-2	Interatomic distance (Å)	Clash overlap (Å)
1:A:431:THR:C	1:A:434:PRO:CD	2.85	0.45
1:B:80:PRO:C	1:B:82:TYR:H	2.18	0.45
1:B:382:ALA:O	1:B:384:LEU:HD22	2.15	0.45
1:B:462:PHE:HD2	1:B:467:THR:N	2.13	0.45
1:C:173:GLU:O	1:C:174:GLU:C	2.54	0.45
1:C:281:GLU:O	1:C:284:ALA:N	2.49	0.45
1:C:540:ASN:C	1:C:541:GLU:HG3	2.21	0.45
1:D:135:ARG:O	1:D:135:ARG:HG2	2.16	0.45
1:D:399:VAL:HG23	1:D:411:TYR:CE1	2.52	0.45
1:E:39:ILE:CD1	1:E:327:PHE:CG	2.96	0.45
1:E:134:LEU:CD2	1:E:137:ILE:HG23	2.45	0.45
1:E:173:GLU:O	1:E:174:GLU:C	2.54	0.45
1:E:363:ARG:HH22	1:E:495:GLU:HG3	1.81	0.45
1:F:250:ALA:O	1:F:252:PHE:CE1	2.70	0.45
1:F:261:TYR:CD1	1:F:261:TYR:N	2.84	0.45
1:F:338:LEU:HD13	1:F:367:GLY:HA3	1.61	0.45
1:F:370:PHE:HZ	1:F:448:ASP:OD2	1.90	0.45
1:F:542:ILE:HG22	1:F:543:GLN:N	2.30	0.45
2:K:24:ALA:HA	2:L:98:GLY:HA3	1.42	0.45
2:L:23:MET:O	2:L:70:PHE:C	2.54	0.45
2:L:23:MET:SD	2:L:77:TYR:CD2	3.09	0.45
1:A:250:ALA:O	1:A:252:PHE:CE1	2.70	0.45
1:A:281:GLU:O	1:A:284:ALA:N	2.49	0.45
1:A:338:LEU:HD21	1:A:393:ALA:HB3	1.97	0.45
1:A:382:ALA:O	1:A:384:LEU:HD22	2.15	0.45
1:A:387:PRO:HG2	1:A:390:SER:N	2.31	0.45
1:A:428:GLU:O	1:A:429:SER:HB3	2.14	0.45
1:C:44:GLY:C	1:C:189:GLU:OE1	2.52	0.45
1:C:387:PRO:HG2	1:C:390:SER:N	2.31	0.45
1:D:250:ALA:O	1:D:252:PHE:CE1	2.70	0.45
1:E:338:LEU:HD21	1:E:393:ALA:HB3	1.97	0.45
1:F:247:TYR:O	1:F:262:ASN:HA	2.16	0.45
1:F:537:LYS:HD3	1:F:537:LYS:C	2.36	0.45
1:F:550:VAL:HG21	1:F:555:GLU:C	2.36	0.45
1:A:34:LYS:HB3	1:A:422:SER:HA	1.98	0.45
1:A:137:ILE:HG22	1:A:143:PHE:HD1	1.81	0.45
1:A:170:GLU:OE2	1:A:285:GLY:O	2.35	0.45
1:A:491:MET:C	1:A:493:VAL:CG2	2.82	0.45
1:B:132:LEU:HD12	1:B:149:ASN:H	1.82	0.45
1:B:170:GLU:OE2	1:B:285:GLY:O	2.35	0.45
1:B:338:LEU:HD11	1:B:366:VAL:C	2.37	0.45

*Continued on next page...*

*Continued from previous page...*

Atom-1	Atom-2	Interatomic distance (Å)	Clash overlap (Å)
1:B:363:ARG:HH22	1:B:495:GLU:HG3	1.81	0.45
1:B:452:LEU:HB2	1:B:457:ILE:HG23	1.95	0.45
1:C:170:GLU:OE2	1:C:285:GLY:O	2.35	0.45
1:C:355:ARG:HB2	1:C:361:PRO:HD2	1.95	0.45
1:C:462:PHE:HD2	1:C:467:THR:N	2.13	0.45
1:F:44:GLY:C	1:F:189:GLU:OE1	2.52	0.45
1:F:281:GLU:O	1:F:284:ALA:N	2.49	0.45
1:F:387:PRO:HG2	1:F:390:SER:N	2.31	0.45
1:F:428:GLU:O	1:F:429:SER:HB3	2.13	0.45
2:G:140:PRO:HG2	2:G:141:GLU:H	1.81	0.45
2:H:130:VAL:HA	2:H:131:PRO:HD3	1.79	0.45
1:A:437:VAL:CB	1:A:462:PHE:CE1	2.96	0.45
1:A:540:ASN:C	1:A:541:GLU:HG3	2.20	0.45
1:B:247:TYR:O	1:B:262:ASN:HA	2.16	0.45
1:B:431:THR:C	1:B:434:PRO:CD	2.85	0.45
1:C:370:PHE:HA	1:C:373:SER:CB	2.45	0.45
1:C:550:VAL:HG21	1:C:555:GLU:C	2.36	0.45
1:D:387:PRO:HG2	1:D:390:SER:N	2.31	0.45
1:E:39:ILE:HD12	1:E:327:PHE:HB2	1.78	0.45
1:E:130:ASP:C	1:E:130:ASP:OD1	2.52	0.45
1:E:250:ALA:O	1:E:252:PHE:CE1	2.70	0.45
1:E:387:PRO:HG2	1:E:390:SER:N	2.31	0.45
1:E:437:VAL:CB	1:E:462:PHE:CE1	2.96	0.45
1:F:34:LYS:HB3	1:F:422:SER:HA	1.98	0.45
1:F:264:ILE:HG22	1:F:277:PRO:C	2.35	0.45
2:G:142:LYS:O	2:G:143:LEU:HD23	2.17	0.45
2:H:142:LYS:O	2:H:143:LEU:HD23	2.17	0.45
1:A:132:LEU:HD12	1:A:149:ASN:H	1.82	0.45
1:A:150:ILE:HA	1:A:153:ILE:HG13	1.98	0.45
1:A:173:GLU:O	1:A:174:GLU:C	2.54	0.45
1:B:150:ILE:HA	1:B:153:ILE:HG13	1.98	0.45
1:D:550:VAL:HG21	1:D:555:GLU:O	2.17	0.45
1:E:278:SER:O	1:E:279:ASN:C	2.46	0.45
1:E:320:TRP:CH2	1:E:343:SER:O	2.61	0.45
1:E:550:VAL:HG21	1:E:555:GLU:O	2.16	0.45
1:F:47:PRO:HG3	1:F:111:ILE:HA	1.73	0.45
1:F:135:ARG:O	1:F:135:ARG:HG2	2.16	0.45
1:F:452:LEU:C	1:F:457:ILE:HG22	2.37	0.45
2:G:17:PHE:HA	2:G:74:MET:HE1	1.98	0.45
1:A:80:PRO:HG3	1:A:415:VAL:CG2	2.34	0.45
1:A:366:VAL:O	1:A:393:ALA:HB2	2.14	0.45

*Continued on next page...*

*Continued from previous page...*

Atom-1	Atom-2	Interatomic distance (Å)	Clash overlap (Å)
1:B:53:LEU:HD21	1:B:63:PHE:CE2	2.37	0.45
1:B:92:ILE:CD1	1:B:323:LYS:CG	2.78	0.45
1:B:93:GLU:CD	1:B:140:ASP:CB	2.77	0.45
1:B:281:GLU:O	1:B:284:ALA:N	2.49	0.45
1:B:437:VAL:CB	1:B:462:PHE:CE1	2.96	0.45
1:B:550:VAL:HG21	1:B:555:GLU:O	2.17	0.45
1:D:355:ARG:HB2	1:D:361:PRO:HD2	1.95	0.45
1:E:36:PHE:HE2	1:E:419:GLY:HA2	1.74	0.45
1:E:106:LYS:NZ	1:E:146:VAL:HG11	2.32	0.45
1:E:132:LEU:HD21	1:E:148:ASP:HB3	1.38	0.45
1:F:39:ILE:HD11	1:F:327:PHE:CG	2.46	0.45
1:F:106:LYS:NZ	1:F:146:VAL:HG11	2.32	0.45
1:F:170:GLU:OE2	1:F:285:GLY:O	2.35	0.45
1:F:463:VAL:HG12	1:F:464:ARG:HG3	1.97	0.45
2:I:23:MET:O	2:I:70:PHE:C	2.54	0.45
2:J:63:PHE:C	2:K:96:SER:HB3	2.33	0.45
2:L:88:LEU:HD23	2:L:89:GLN:N	2.30	0.45
2:L:130:VAL:HA	2:L:131:PRO:HD3	1.79	0.45
1:A:247:TYR:O	1:A:262:ASN:HA	2.16	0.45
1:A:452:LEU:C	1:A:457:ILE:HG22	2.37	0.45
1:C:34:LYS:HB3	1:C:422:SER:HA	1.98	0.45
1:D:39:ILE:CB	1:D:326:LYS:HZ3	2.26	0.45
1:D:254:ASP:C	1:D:256:GLU:N	2.68	0.45
1:D:431:THR:C	1:D:434:PRO:CD	2.85	0.45
1:D:540:ASN:C	1:D:541:GLU:HG3	2.21	0.45
1:E:55:ASN:CB	1:E:58:GLN:HG2	2.47	0.45
1:F:36:PHE:HE2	1:F:419:GLY:HA2	1.74	0.45
1:F:134:LEU:CD2	1:F:137:ILE:HG23	2.45	0.45
1:F:254:ASP:O	1:F:255:LEU:CB	2.56	0.45
1:F:355:ARG:HB2	1:F:361:PRO:HD2	1.95	0.45
1:F:363:ARG:HH22	1:F:495:GLU:HG3	1.81	0.45
2:G:27:LYS:HB3	2:G:28:THR:H	1.63	0.45
2:I:23:MET:C	2:I:70:PHE:O	2.54	0.45
2:K:16:LEU:HD21	2:K:74:MET:HB3	1.99	0.45
2:K:23:MET:C	2:K:70:PHE:O	2.54	0.45
2:K:68:SER:N	2:L:99:ARG:CZ	2.79	0.45
2:L:142:LYS:O	2:L:143:LEU:HD23	2.17	0.45
1:A:324:LEU:CD1	1:A:351:PHE:CE2	3.00	0.45
1:B:387:PRO:HG2	1:B:390:SER:N	2.31	0.45
1:C:135:ARG:O	1:C:135:ARG:HG2	2.16	0.45
1:C:338:LEU:HD11	1:C:366:VAL:C	2.37	0.45

*Continued on next page...*

*Continued from previous page...*

Atom-1	Atom-2	Interatomic distance (Å)	Clash overlap (Å)
1:D:106:LYS:NZ	1:D:146:VAL:HG11	2.32	0.45
1:D:134:LEU:CD2	1:D:137:ILE:HG23	2.45	0.45
1:D:320:TRP:O	1:D:323:LYS:HB2	2.17	0.45
1:D:363:ARG:HH22	1:D:495:GLU:HG3	1.81	0.45
1:D:452:LEU:C	1:D:457:ILE:HG22	2.37	0.45
1:E:76:TRP:CD2	1:E:415:VAL:HG23	2.51	0.45
1:E:80:PRO:C	1:E:82:TYR:N	2.68	0.45
1:E:135:ARG:O	1:E:135:ARG:HG2	2.16	0.45
1:E:363:ARG:CD	1:E:365:ILE:HD11	2.47	0.45
1:F:431:THR:C	1:F:434:PRO:CD	2.85	0.45
2:I:16:LEU:HD21	2:I:74:MET:HB3	1.99	0.45
1:A:320:TRP:O	1:A:323:LYS:HB2	2.17	0.45
1:A:338:LEU:HD11	1:A:366:VAL:C	2.37	0.45
1:A:399:VAL:HG23	1:A:411:TYR:CE1	2.52	0.45
1:A:540:ASN:O	1:A:541:GLU:HB2	2.09	0.45
1:C:106:LYS:NZ	1:C:146:VAL:HG11	2.32	0.45
1:C:132:LEU:HD12	1:C:149:ASN:H	1.82	0.45
1:C:137:ILE:HG22	1:C:143:PHE:HD1	1.81	0.45
1:C:250:ALA:O	1:C:252:PHE:CE1	2.70	0.45
1:C:285:GLY:O	1:C:286:GLU:C	2.47	0.45
1:D:170:GLU:OE2	1:D:285:GLY:O	2.35	0.45
1:D:277:PRO:HA	1:D:282:VAL:HG22	1.99	0.45
1:E:150:ILE:HA	1:E:153:ILE:HG13	1.98	0.45
1:E:261:TYR:CD1	1:E:261:TYR:N	2.84	0.45
1:E:504:LEU:HB2	1:E:578:LEU:HD12	1.99	0.45
1:F:39:ILE:CD1	1:F:327:PHE:CG	2.96	0.45
1:F:172:ASP:HA	1:F:173:GLU:HA	1.73	0.45
1:F:320:TRP:O	1:F:323:LYS:HB2	2.17	0.45
1:F:355:ARG:HD3	1:F:362:MET:SD	2.57	0.45
2:G:98:GLY:CA	2:L:71:VAL:CG1	2.88	0.45
1:A:79:ASN:CB	1:A:433:LYS:HD3	2.45	0.44
1:A:279:ASN:O	1:A:280:VAL:C	2.52	0.44
1:A:363:ARG:CD	1:A:365:ILE:HD11	2.47	0.44
1:B:106:LYS:NZ	1:B:146:VAL:HG11	2.32	0.44
1:B:320:TRP:O	1:B:323:LYS:HB2	2.17	0.44
1:B:324:LEU:CD1	1:B:351:PHE:CE2	3.00	0.44
1:B:355:ARG:HD3	1:B:362:MET:SD	2.58	0.44
1:C:324:LEU:CD1	1:C:351:PHE:CE2	3.00	0.44
1:C:431:THR:C	1:C:434:PRO:CD	2.85	0.44
1:D:36:PHE:HE2	1:D:419:GLY:HA2	1.74	0.44
1:E:47:PRO:HG3	1:E:111:ILE:HA	1.73	0.44

*Continued on next page...*

*Continued from previous page...*

Atom-1	Atom-2	Interatomic distance (Å)	Clash overlap (Å)
1:F:153:ILE:H	1:F:153:ILE:HG12	1.55	0.44
1:F:338:LEU:HD21	1:F:393:ALA:HB3	1.97	0.44
2:G:10:SER:O	2:G:93:ASP:OD1	2.36	0.44
2:G:92:LEU:HD23	2:L:68:SER:CB	2.46	0.44
2:H:24:ALA:HA	2:I:98:GLY:HA3	1.42	0.44
2:I:24:ALA:HA	2:J:98:GLY:HA3	1.42	0.44
2:I:142:LYS:O	2:I:143:LEU:HD23	2.17	0.44
2:K:23:MET:O	2:K:70:PHE:C	2.54	0.44
2:K:77:TYR:HA	2:K:80:LYS:HE3	1.99	0.44
2:L:16:LEU:HD21	2:L:74:MET:HB3	1.99	0.44
2:L:17:PHE:HA	2:L:74:MET:HE1	2.00	0.44
1:A:106:LYS:NZ	1:A:146:VAL:HG11	2.32	0.44
1:A:153:ILE:H	1:A:153:ILE:HG12	1.55	0.44
1:A:550:VAL:HG21	1:A:555:GLU:O	2.17	0.44
1:B:135:ARG:O	1:B:135:ARG:HG2	2.16	0.44
1:B:463:VAL:HG12	1:B:464:ARG:HG3	1.97	0.44
1:C:53:LEU:HD21	1:C:63:PHE:CE2	2.37	0.44
1:C:277:PRO:HA	1:C:282:VAL:HG22	2.00	0.44
1:C:387:PRO:HD2	1:C:390:SER:HB3	1.91	0.44
1:C:399:VAL:HG23	1:C:411:TYR:CE1	2.52	0.44
1:E:53:LEU:HD21	1:E:63:PHE:CE2	2.37	0.44
1:E:170:GLU:OE2	1:E:285:GLY:O	2.35	0.44
1:E:431:THR:C	1:E:434:PRO:CD	2.85	0.44
1:E:449:LEU:CA	1:E:452:LEU:HG	2.44	0.44
1:E:452:LEU:C	1:E:457:ILE:HG22	2.37	0.44
1:E:463:VAL:HG12	1:E:464:ARG:HG3	1.97	0.44
1:F:114:ASN:N	1:F:117:ASN:ND2	2.57	0.44
1:F:324:LEU:CD1	1:F:351:PHE:CE2	3.00	0.44
1:B:134:LEU:HD21	1:B:137:ILE:HG23	1.87	0.44
1:B:250:ALA:O	1:B:252:PHE:CE1	2.70	0.44
1:C:47:PRO:HG3	1:C:93:GLU:CD	2.36	0.44
1:C:114:ASN:N	1:C:117:ASN:ND2	2.57	0.44
1:C:320:TRP:O	1:C:323:LYS:HB2	2.17	0.44
1:C:528:PHE:CE1	2:J:107:TYR:CG	3.04	0.44
1:D:337:PRO:HG2	1:D:366:VAL:CA	2.43	0.44
1:E:47:PRO:HB3	1:E:111:ILE:HB	1.72	0.44
1:E:92:ILE:CD1	1:E:323:LYS:CG	2.78	0.44
1:E:277:PRO:HA	1:E:282:VAL:HG22	2.00	0.44
1:E:338:LEU:HD11	1:E:366:VAL:C	2.37	0.44
1:E:528:PHE:CZ	2:L:107:TYR:CB	2.84	0.44
1:F:338:LEU:HD11	1:F:366:VAL:C	2.37	0.44

*Continued on next page...*

*Continued from previous page...*

Atom-1	Atom-2	Interatomic distance (Å)	Clash overlap (Å)
2:H:10:SER:O	2:H:93:ASP:OD1	2.36	0.44
2:H:16:LEU:HD21	2:H:74:MET:HB3	1.99	0.44
2:H:77:TYR:HA	2:H:80:LYS:HE3	1.99	0.44
2:L:10:SER:O	2:L:93:ASP:OD1	2.35	0.44
1:D:55:ASN:CB	1:D:58:GLN:HG2	2.47	0.44
1:D:170:GLU:CD	1:D:287:GLU:CA	2.47	0.44
1:D:324:LEU:CD1	1:D:351:PHE:CE2	3.00	0.44
1:D:338:LEU:HD11	1:D:366:VAL:C	2.37	0.44
1:D:338:LEU:HD21	1:D:393:ALA:HB3	1.97	0.44
1:D:363:ARG:CD	1:D:365:ILE:HD11	2.48	0.44
1:E:387:PRO:HD2	1:E:390:SER:HB2	1.67	0.44
1:F:363:ARG:CD	1:F:365:ILE:HD11	2.47	0.44
1:F:417:LEU:CD1	1:F:458:ILE:HG21	2.47	0.44
1:F:504:LEU:HB2	1:F:578:LEU:HD12	2.00	0.44
1:F:579:VAL:O	1:F:579:VAL:HG23	2.18	0.44
2:G:68:SER:N	2:H:99:ARG:CZ	2.79	0.44
2:G:116:ILE:CA	2:G:119:LEU:HD13	2.47	0.44
2:I:68:SER:N	2:J:99:ARG:CZ	2.79	0.44
2:J:17:PHE:N	2:J:17:PHE:HD1	2.14	0.44
2:J:112:ASP:HB3	2:J:115:LYS:CD	2.41	0.44
2:J:127:GLU:CA	2:K:8:THR:CG2	2.89	0.44
2:K:10:SER:O	2:K:93:ASP:OD1	2.36	0.44
1:A:39:ILE:CD1	1:A:327:PHE:CG	2.96	0.44
1:A:338:LEU:HD13	1:A:367:GLY:HA3	1.61	0.44
1:B:264:ILE:CG1	1:B:266:SER:H	2.03	0.44
1:C:337:PRO:HG2	1:C:366:VAL:CA	2.43	0.44
1:C:355:ARG:HD3	1:C:362:MET:SD	2.58	0.44
1:D:135:ARG:HH11	1:D:135:ARG:HD3	1.39	0.44
1:D:449:LEU:HA	1:D:452:LEU:CG	2.48	0.44
1:E:34:LYS:HB3	1:E:422:SER:HA	1.98	0.44
1:E:370:PHE:HZ	1:E:448:ASP:OD2	1.90	0.44
2:H:23:MET:O	2:H:70:PHE:C	2.54	0.44
2:H:58:THR:CG2	2:H:59:GLY:N	2.77	0.44
2:I:68:SER:CB	2:J:92:LEU:HD23	2.46	0.44
2:J:10:SER:O	2:J:93:ASP:OD1	2.36	0.44
2:L:23:MET:C	2:L:70:PHE:O	2.54	0.44
1:A:524:ILE:HG12	2:H:107:TYR:CZ	2.51	0.44
1:B:47:PRO:HG3	1:B:93:GLU:CD	2.36	0.44
1:B:279:ASN:O	1:B:280:VAL:C	2.52	0.44
1:F:132:LEU:HD12	1:F:149:ASN:H	1.82	0.44
2:J:77:TYR:HA	2:J:80:LYS:HE3	1.99	0.44

*Continued on next page...*



*Continued from previous page...*

Atom-1	Atom-2	Interatomic distance (Å)	Clash overlap (Å)
2:L:77:TYR:HA	2:L:80:LYS:HE3	1.99	0.44
1:A:370:PHE:HZ	1:A:448:ASP:OD2	1.90	0.44
1:B:34:LYS:HB3	1:B:422:SER:HA	1.98	0.44
1:B:39:ILE:HD11	1:B:327:PHE:CG	2.46	0.44
1:B:367:GLY:N	1:B:393:ALA:HB3	2.33	0.44
1:C:452:LEU:C	1:C:457:ILE:HG22	2.37	0.44
1:C:550:VAL:HG21	1:C:555:GLU:O	2.17	0.44
1:D:154:PHE:CE2	1:D:199:ALA:HB1	2.46	0.44
1:E:320:TRP:O	1:E:323:LYS:HB2	2.17	0.44
1:E:324:LEU:CD1	1:E:351:PHE:CE2	3.00	0.44
1:E:449:LEU:HA	1:E:452:LEU:CG	2.48	0.44
1:F:437:VAL:CB	1:F:462:PHE:CE1	2.96	0.44
2:G:16:LEU:HD21	2:G:74:MET:HB3	1.99	0.44
2:L:112:ASP:HB3	2:L:115:LYS:CD	2.41	0.44
1:A:261:TYR:CD1	1:A:261:TYR:N	2.84	0.44
1:A:370:PHE:HA	1:A:373:SER:CB	2.45	0.44
1:A:462:PHE:HD2	1:A:467:THR:N	2.13	0.44
1:B:254:ASP:C	1:B:256:GLU:N	2.68	0.44
1:B:399:VAL:HG23	1:B:411:TYR:CE1	2.52	0.44
1:B:413:VAL:HG21	1:B:460:ILE:HD11	2.00	0.44
1:D:397:THR:HG22	1:D:398:PHE:N	2.33	0.44
1:D:579:VAL:HG23	1:D:579:VAL:O	2.18	0.44
1:E:282:VAL:CG1	1:E:287:GLU:CD	2.36	0.44
1:E:355:ARG:HD3	1:E:362:MET:SD	2.58	0.44
1:E:413:VAL:HG21	1:E:460:ILE:HD11	2.00	0.44
1:E:579:VAL:O	1:E:579:VAL:HG23	2.18	0.44
1:F:399:VAL:HG23	1:F:411:TYR:CE1	2.52	0.44
1:F:550:VAL:HG21	1:F:555:GLU:O	2.17	0.44
2:G:8:THR:HG21	2:L:128:GLU:CA	2.26	0.44
2:I:10:SER:O	2:I:93:ASP:OD1	2.35	0.44
2:J:16:LEU:HD21	2:J:74:MET:HB3	1.99	0.44
1:A:417:LEU:CD1	1:A:458:ILE:HG21	2.47	0.44
1:B:363:ARG:CD	1:B:365:ILE:HD11	2.47	0.44
1:C:338:LEU:HD21	1:C:393:ALA:HB3	1.97	0.44
1:D:34:LYS:HB3	1:D:422:SER:HA	1.98	0.44
1:D:421:ALA:C	1:D:423:GLY:N	2.72	0.44
1:E:113:GLY:H	1:E:141:ASP:CB	2.09	0.44
1:E:134:LEU:HD21	1:E:137:ILE:HG23	1.87	0.44
1:F:137:ILE:HG22	1:F:143:PHE:HD1	1.82	0.44
1:F:246:VAL:C	1:F:247:TYR:CD2	2.92	0.44
2:G:127:GLU:CA	2:H:8:THR:CG2	2.89	0.44

*Continued on next page...*

*Continued from previous page...*

Atom-1	Atom-2	Interatomic distance (Å)	Clash overlap (Å)
2:H:130:VAL:HG23	2:I:6:GLN:HG2	1.72	0.44
1:A:44:GLY:C	1:A:189:GLU:OE1	2.52	0.43
1:B:277:PRO:HA	1:B:282:VAL:HG22	1.99	0.43
1:B:540:ASN:C	1:B:541:GLU:HG3	2.21	0.43
1:C:363:ARG:CD	1:C:365:ILE:HD11	2.47	0.43
1:D:355:ARG:HD3	1:D:362:MET:SD	2.58	0.43
1:D:518:ILE:HG13	1:D:521:SER:N	2.32	0.43
1:E:246:VAL:C	1:E:247:TYR:CD2	2.92	0.43
1:F:33:GLU:O	1:F:35:VAL:N	2.51	0.43
1:F:66:GLY:N	1:F:74:LEU:HD22	2.33	0.43
2:G:99:ARG:CZ	2:L:68:SER:N	2.79	0.43
2:I:18:LEU:CB	2:I:74:MET:CE	2.96	0.43
2:K:71:VAL:CG1	2:L:98:GLY:CA	2.88	0.43
1:A:66:GLY:N	1:A:74:LEU:HD22	2.34	0.43
1:B:47:PRO:HB3	1:B:111:ILE:HB	1.72	0.43
1:B:137:ILE:HD12	1:B:141:ASP:HA	2.00	0.43
1:B:452:LEU:C	1:B:457:ILE:HG22	2.37	0.43
1:C:246:VAL:C	1:C:247:TYR:CD2	2.91	0.43
1:C:367:GLY:HA2	1:C:393:ALA:O	2.19	0.43
1:D:253:GLY:O	1:D:254:ASP:CB	2.60	0.43
1:E:367:GLY:N	1:E:393:ALA:HB3	2.33	0.43
1:E:397:THR:HG22	1:E:398:PHE:N	2.33	0.43
1:F:397:THR:HG22	1:F:398:PHE:N	2.33	0.43
1:F:560:ARG:CB	1:F:579:VAL:HG12	2.48	0.43
2:L:17:PHE:N	2:L:17:PHE:HD1	2.14	0.43
1:A:39:ILE:CD1	1:A:327:PHE:CD1	3.01	0.43
1:A:246:VAL:C	1:A:247:TYR:CD2	2.91	0.43
1:A:270:LEU:CD1	1:A:270:LEU:C	2.82	0.43
1:A:397:THR:HG22	1:A:398:PHE:N	2.33	0.43
1:B:79:ASN:HA	1:B:82:TYR:CD2	2.53	0.43
1:B:246:VAL:C	1:B:247:TYR:CD2	2.91	0.43
1:B:283:GLU:CA	1:B:287:GLU:HB3	2.38	0.43
1:B:504:LEU:HB2	1:B:578:LEU:HD12	2.00	0.43
1:B:528:PHE:HE1	2:I:107:TYR:CB	2.31	0.43
1:B:579:VAL:O	1:B:579:VAL:HG23	2.18	0.43
1:C:51:TYR:OH	1:C:62:LEU:CD1	2.66	0.43
1:D:39:ILE:CD1	1:D:327:PHE:CD1	3.01	0.43
1:D:283:GLU:C	1:D:285:GLY:N	2.66	0.43
1:E:33:GLU:O	1:E:35:VAL:N	2.51	0.43
1:E:173:GLU:N	1:E:173:GLU:CD	2.72	0.43
1:E:181:LEU:HD23	1:E:194:ASP:CG	2.39	0.43

*Continued on next page...*

*Continued from previous page...*

Atom-1	Atom-2	Interatomic distance (Å)	Clash overlap (Å)
1:E:254:ASP:C	1:E:256:GLU:N	2.68	0.43
1:F:181:LEU:HD23	1:F:194:ASP:CG	2.39	0.43
2:G:77:TYR:HA	2:G:80:LYS:HE3	1.99	0.43
2:G:112:ASP:HB3	2:G:115:LYS:CD	2.41	0.43
2:H:18:LEU:CB	2:H:74:MET:CE	2.96	0.43
1:A:39:ILE:HD11	1:A:327:PHE:CG	2.46	0.43
1:A:79:ASN:HA	1:A:82:TYR:CD2	2.53	0.43
1:A:355:ARG:HD3	1:A:362:MET:SD	2.58	0.43
1:A:421:ALA:C	1:A:423:GLY:N	2.72	0.43
1:A:579:VAL:O	1:A:579:VAL:HG23	2.18	0.43
1:B:33:GLU:O	1:B:35:VAL:N	2.51	0.43
1:B:51:TYR:OH	1:B:62:LEU:CD1	2.66	0.43
1:B:79:ASN:CB	1:B:433:LYS:HD3	2.45	0.43
1:B:526:LYS:HE3	1:B:546:PRO:CB	2.48	0.43
1:B:528:PHE:CZ	2:I:107:TYR:CG	3.07	0.43
1:C:55:ASN:CB	1:C:58:GLN:HG2	2.47	0.43
1:C:66:GLY:N	1:C:74:LEU:HD22	2.33	0.43
1:C:93:GLU:CB	1:C:140:ASP:OD1	2.66	0.43
1:C:326:LYS:HZ2	1:C:326:LYS:HB3	1.84	0.43
1:C:398:PHE:HE1	1:C:438:SER:N	2.17	0.43
1:C:504:LEU:HB2	1:C:578:LEU:HD12	2.00	0.43
1:D:66:GLY:N	1:D:74:LEU:HD22	2.34	0.43
1:D:130:ASP:C	1:D:130:ASP:OD1	2.52	0.43
1:E:137:ILE:HG22	1:E:143:PHE:HD1	1.82	0.43
1:E:172:ASP:HA	1:E:173:GLU:HA	1.73	0.43
1:E:367:GLY:HA2	1:E:393:ALA:O	2.19	0.43
1:E:560:ARG:CB	1:E:579:VAL:HG12	2.48	0.43
1:F:90:MET:HB2	1:F:326:LYS:HG2	2.01	0.43
1:F:283:GLU:C	1:F:285:GLY:N	2.66	0.43
1:F:413:VAL:HG21	1:F:460:ILE:HD11	2.00	0.43
2:I:77:TYR:HA	2:I:80:LYS:HE3	1.99	0.43
2:J:23:MET:C	2:J:70:PHE:O	2.54	0.43
2:K:17:PHE:N	2:K:17:PHE:HD1	2.14	0.43
2:K:112:ASP:HB3	2:K:115:LYS:CD	2.41	0.43
2:K:142:LYS:O	2:K:143:LEU:HD23	2.17	0.43
1:B:181:LEU:HD23	1:B:194:ASP:CG	2.39	0.43
1:C:33:GLU:O	1:C:35:VAL:N	2.51	0.43
1:C:285:GLY:C	1:C:287:GLU:N	2.69	0.43
1:C:333:TYR:O	1:C:362:MET:HA	2.18	0.43
1:C:338:LEU:CD2	1:C:366:VAL:HG12	2.40	0.43
1:D:132:LEU:HD12	1:D:149:ASN:H	1.82	0.43

*Continued on next page...*

*Continued from previous page...*

Atom-1	Atom-2	Interatomic distance (Å)	Clash overlap (Å)
1:D:413:VAL:HG21	1:D:460:ILE:HD11	2.00	0.43
1:E:90:MET:HB2	1:E:326:LYS:HG2	2.00	0.43
1:E:285:GLY:C	1:E:287:GLU:N	2.69	0.43
2:L:18:LEU:CB	2:L:74:MET:CE	2.96	0.43
2:L:23:MET:C	2:L:71:VAL:CA	2.71	0.43
1:A:33:GLU:O	1:A:35:VAL:N	2.51	0.43
1:A:77:GLY:O	1:A:78:SER:C	2.57	0.43
1:A:113:GLY:H	1:A:141:ASP:CB	2.09	0.43
1:A:173:GLU:N	1:A:173:GLU:CD	2.72	0.43
1:A:181:LEU:HD23	1:A:194:ASP:CG	2.39	0.43
1:A:526:LYS:HE3	1:A:546:PRO:CB	2.48	0.43
1:B:39:ILE:CD1	1:B:327:PHE:CD1	3.01	0.43
1:B:77:GLY:O	1:B:78:SER:C	2.57	0.43
1:B:143:PHE:HE2	1:B:183:LEU:HD13	1.84	0.43
1:B:173:GLU:N	1:B:173:GLU:CD	2.72	0.43
1:C:557:ASN:HD22	1:C:557:ASN:HA	1.62	0.43
1:D:114:ASN:N	1:D:117:ASN:ND2	2.57	0.43
1:D:173:GLU:N	1:D:173:GLU:CD	2.72	0.43
1:D:246:VAL:C	1:D:247:TYR:CD2	2.92	0.43
1:D:333:TYR:O	1:D:362:MET:HA	2.18	0.43
1:E:93:GLU:CB	1:E:140:ASP:OD1	2.66	0.43
1:E:283:GLU:C	1:E:285:GLY:N	2.66	0.43
1:E:417:LEU:CD1	1:E:458:ILE:HG21	2.47	0.43
1:F:64:ARG:HD3	1:F:64:ARG:N	2.28	0.43
1:F:170:GLU:OE1	1:F:287:GLU:C	2.30	0.43
1:F:277:PRO:HA	1:F:282:VAL:HG22	2.00	0.43
1:F:398:PHE:HE1	1:F:438:SER:N	2.17	0.43
2:G:18:LEU:CB	2:G:74:MET:CE	2.96	0.43
2:G:71:VAL:CG1	2:H:98:GLY:CA	2.88	0.43
2:H:106:LEU:HA	2:H:106:LEU:HD13	1.80	0.43
2:I:106:LEU:HD13	2:I:106:LEU:HA	1.79	0.43
2:K:63:PHE:C	2:L:96:SER:HB3	2.33	0.43
2:K:127:GLU:O	2:L:8:THR:CB	2.66	0.43
1:A:36:PHE:CZ	1:A:419:GLY:CA	2.87	0.43
1:A:90:MET:HB2	1:A:326:LYS:HG2	2.00	0.43
1:A:170:GLU:CD	1:A:287:GLU:CA	2.47	0.43
1:A:362:MET:HE2	1:A:364:ALA:HB2	1.96	0.43
1:A:413:VAL:HG21	1:A:460:ILE:HD11	2.00	0.43
1:A:504:LEU:HB2	1:A:578:LEU:HD12	2.00	0.43
1:B:270:LEU:CD1	1:B:270:LEU:C	2.82	0.43
1:C:137:ILE:HD12	1:C:141:ASP:HA	2.00	0.43

*Continued on next page...*

*Continued from previous page...*

Atom-1	Atom-2	Interatomic distance (Å)	Clash overlap (Å)
1:D:137:ILE:HG22	1:D:143:PHE:HD1	1.82	0.43
1:D:150:ILE:HD13	1:D:154:PHE:CE2	2.43	0.43
1:D:181:LEU:HD23	1:D:194:ASP:CG	2.39	0.43
1:D:526:LYS:HE3	1:D:546:PRO:CB	2.48	0.43
1:E:47:PRO:HG3	1:E:93:GLU:CD	2.36	0.43
1:F:39:ILE:CB	1:F:326:LYS:HZ3	2.27	0.43
1:F:143:PHE:HE2	1:F:183:LEU:HD13	1.84	0.43
2:G:127:GLU:O	2:H:8:THR:CB	2.66	0.43
2:H:92:LEU:HB2	2:H:104:VAL:HG23	2.01	0.43
2:H:119:LEU:O	2:I:33:VAL:HG11	2.19	0.43
2:I:116:ILE:CA	2:I:119:LEU:HD13	2.47	0.43
2:J:17:PHE:HA	2:J:74:MET:HE1	2.01	0.43
2:K:18:LEU:CB	2:K:74:MET:CE	2.96	0.43
2:K:88:LEU:HD23	2:K:89:GLN:N	2.30	0.43
1:A:143:PHE:HE2	1:A:183:LEU:HD13	1.83	0.43
1:A:283:GLU:CA	1:A:287:GLU:HB3	2.38	0.43
1:B:44:GLY:C	1:B:189:GLU:OE1	2.52	0.43
1:C:39:ILE:CD1	1:C:327:PHE:CD1	3.01	0.43
1:C:79:ASN:CB	1:C:433:LYS:HD3	2.45	0.43
1:C:143:PHE:HE2	1:C:183:LEU:HD13	1.84	0.43
1:C:421:ALA:C	1:C:423:GLY:N	2.72	0.43
1:D:47:PRO:HG3	1:D:93:GLU:CD	2.36	0.43
1:D:55:ASN:HB2	1:D:58:GLN:CB	2.49	0.43
1:D:90:MET:HB2	1:D:326:LYS:HG2	2.01	0.43
1:D:497:ASN:HD21	1:D:574:ILE:HG21	1.84	0.43
1:D:504:LEU:HB2	1:D:578:LEU:HD12	2.00	0.43
1:D:560:ARG:CB	1:D:579:VAL:HG12	2.48	0.43
1:E:79:ASN:HA	1:E:82:TYR:CD2	2.53	0.43
1:E:398:PHE:HE1	1:E:438:SER:N	2.17	0.43
1:F:173:GLU:CD	1:F:173:GLU:N	2.72	0.43
2:J:142:LYS:O	2:J:143:LEU:HD23	2.17	0.43
1:A:47:PRO:HG3	1:A:111:ILE:HA	1.73	0.43
1:A:137:ILE:HD12	1:A:141:ASP:HA	2.00	0.43
1:B:66:GLY:N	1:B:74:LEU:HD22	2.33	0.43
1:B:114:ASN:N	1:B:117:ASN:ND2	2.57	0.43
1:C:79:ASN:HA	1:C:82:TYR:CD2	2.53	0.43
1:C:526:LYS:HE3	1:C:546:PRO:CB	2.49	0.43
1:C:541:GLU:CA	1:C:568:ILE:HG13	2.49	0.43
1:E:39:ILE:CD1	1:E:327:PHE:CD1	3.01	0.43
1:F:333:TYR:O	1:F:362:MET:HA	2.18	0.43
2:K:127:GLU:CA	2:L:8:THR:CG2	2.89	0.43

*Continued on next page...*

*Continued from previous page...*

Atom-1	Atom-2	Interatomic distance (Å)	Clash overlap (Å)
1:A:51:TYR:OH	1:A:62:LEU:CD1	2.66	0.43
1:A:53:LEU:HD21	1:A:63:PHE:CE2	2.37	0.43
1:A:55:ASN:HB2	1:A:58:GLN:CB	2.49	0.43
1:A:91:ARG:C	1:A:112:TYR:OH	2.58	0.43
1:A:367:GLY:HA2	1:A:393:ALA:O	2.19	0.43
1:A:526:LYS:HE3	1:A:546:PRO:CG	2.49	0.43
1:B:449:LEU:HA	1:B:452:LEU:CG	2.48	0.43
1:B:449:LEU:HA	1:B:452:LEU:CD2	2.49	0.43
1:C:173:GLU:N	1:C:173:GLU:CD	2.72	0.43
1:C:181:LEU:HD23	1:C:194:ASP:CG	2.39	0.43
1:C:397:THR:HG22	1:C:398:PHE:N	2.33	0.43
1:C:413:VAL:HG21	1:C:460:ILE:HD11	2.00	0.43
1:C:579:VAL:HG23	1:C:579:VAL:O	2.18	0.43
1:D:173:GLU:O	1:D:174:GLU:C	2.54	0.43
1:E:66:GLY:N	1:E:74:LEU:HD22	2.33	0.43
1:E:132:LEU:HD12	1:E:149:ASN:H	1.82	0.43
1:E:137:ILE:HD12	1:E:141:ASP:HA	2.00	0.43
1:F:91:ARG:C	1:F:112:TYR:OH	2.58	0.43
1:F:367:GLY:N	1:F:393:ALA:HB3	2.33	0.43
1:F:377:LEU:O	1:F:381:GLN:HG2	2.19	0.43
2:G:119:LEU:O	2:H:33:VAL:HG11	2.19	0.43
2:I:119:LEU:O	2:J:33:VAL:HG11	2.19	0.43
1:A:333:TYR:O	1:A:362:MET:HA	2.18	0.42
1:A:449:LEU:HA	1:A:452:LEU:CD2	2.49	0.42
1:B:367:GLY:HA2	1:B:393:ALA:O	2.19	0.42
1:D:33:GLU:O	1:D:35:VAL:N	2.51	0.42
1:D:39:ILE:CD1	1:D:327:PHE:CG	2.96	0.42
1:D:541:GLU:CA	1:D:568:ILE:HG13	2.49	0.42
1:E:526:LYS:HE3	1:E:546:PRO:CB	2.49	0.42
1:F:79:ASN:HA	1:F:82:TYR:CD2	2.53	0.42
1:F:123:LEU:O	1:F:126:ASN:HB3	2.19	0.42
1:F:501:VAL:HA	1:F:578:LEU:HD11	2.01	0.42
1:F:541:GLU:CA	1:F:568:ILE:HG13	2.49	0.42
2:G:23:MET:O	2:G:70:PHE:C	2.54	0.42
2:I:58:THR:CG2	2:I:59:GLY:N	2.77	0.42
2:K:17:PHE:HA	2:K:74:MET:HE2	2.00	0.42
2:K:23:MET:SD	2:K:77:TYR:HD2	2.42	0.42
1:A:90:MET:HB3	1:A:326:LYS:HG3	2.01	0.42
1:A:132:LEU:HD21	1:A:148:ASP:HB3	1.38	0.42
1:A:541:GLU:CA	1:A:568:ILE:HG13	2.49	0.42
1:B:55:ASN:CB	1:B:58:GLN:HG2	2.47	0.42

*Continued on next page...*

*Continued from previous page...*

Atom-1	Atom-2	Interatomic distance (Å)	Clash overlap (Å)
1:B:90:MET:HB3	1:B:326:LYS:HG3	2.01	0.42
1:B:247:TYR:CD2	1:B:247:TYR:N	2.81	0.42
1:B:261:TYR:CD1	1:B:261:TYR:N	2.84	0.42
1:C:46:GLU:HA	1:C:191:LYS:HD2	1.18	0.42
1:C:365:ILE:HA	1:C:391:LEU:O	2.20	0.42
1:D:79:ASN:HA	1:D:82:TYR:CD2	2.53	0.42
1:E:55:ASN:HB2	1:E:58:GLN:CB	2.49	0.42
1:E:91:ARG:C	1:E:112:TYR:OH	2.58	0.42
1:E:518:ILE:HG13	1:E:521:SER:N	2.32	0.42
1:F:135:ARG:HH11	1:F:135:ARG:HD3	1.39	0.42
1:F:137:ILE:HD12	1:F:141:ASP:HA	2.00	0.42
1:F:367:GLY:HA2	1:F:393:ALA:O	2.19	0.42
1:F:449:LEU:HA	1:F:452:LEU:CD2	2.49	0.42
2:I:92:LEU:HB2	2:I:104:VAL:HG23	2.01	0.42
2:J:68:SER:N	2:K:99:ARG:CZ	2.79	0.42
2:K:18:LEU:CA	2:K:74:MET:HE1	2.28	0.42
1:A:560:ARG:CB	1:A:579:VAL:HG12	2.48	0.42
1:B:278:SER:O	1:B:282:VAL:HG23	2.20	0.42
1:B:526:LYS:HE3	1:B:546:PRO:CG	2.49	0.42
1:C:90:MET:HB3	1:C:326:LYS:HG3	2.01	0.42
1:C:377:LEU:O	1:C:381:GLN:HG2	2.19	0.42
1:C:449:LEU:HA	1:C:452:LEU:CD2	2.49	0.42
1:D:36:PHE:CZ	1:D:419:GLY:CA	2.87	0.42
1:D:106:LYS:HZ1	1:D:146:VAL:HG11	1.84	0.42
1:D:123:LEU:O	1:D:126:ASN:HB3	2.19	0.42
1:D:194:ASP:OD1	1:D:194:ASP:C	2.58	0.42
1:D:377:LEU:O	1:D:381:GLN:HG2	2.19	0.42
1:E:72:ILE:O	1:E:76:TRP:HB2	2.20	0.42
1:E:154:PHE:CE2	1:E:199:ALA:HB1	2.46	0.42
1:E:374:LYS:O	1:E:375:GLU:C	2.58	0.42
1:E:377:LEU:O	1:E:381:GLN:HG2	2.19	0.42
1:E:462:PHE:HD2	1:E:467:THR:N	2.13	0.42
2:H:68:SER:N	2:I:99:ARG:CZ	2.79	0.42
2:J:116:ILE:CA	2:J:119:LEU:HD13	2.47	0.42
1:A:70:ASP:O	1:A:71:ALA:C	2.58	0.42
1:B:338:LEU:HD13	1:B:367:GLY:HA3	1.61	0.42
1:C:55:ASN:HB2	1:C:58:GLN:CB	2.49	0.42
1:C:91:ARG:C	1:C:112:TYR:OH	2.58	0.42
1:C:150:ILE:HD13	1:C:154:PHE:CE2	2.43	0.42
1:C:172:ASP:HA	1:C:173:GLU:HA	1.73	0.42
1:D:91:ARG:C	1:D:112:TYR:OH	2.58	0.42

*Continued on next page...*

*Continued from previous page...*

Atom-1	Atom-2	Interatomic distance (Å)	Clash overlap (Å)
1:D:270:LEU:HB2	1:D:274:GLY:CA	2.50	0.42
1:E:270:LEU:HB2	1:E:274:GLY:CA	2.50	0.42
1:F:70:ASP:O	1:F:71:ALA:C	2.58	0.42
1:F:194:ASP:OD1	1:F:194:ASP:C	2.58	0.42
1:F:350:SER:O	1:F:351:PHE:HD1	2.03	0.42
1:F:526:LYS:HE3	1:F:546:PRO:CB	2.49	0.42
1:F:550:VAL:CG1	1:F:555:GLU:O	2.56	0.42
2:H:9:ILE:HG23	2:H:31:ALA:HB3	2.02	0.42
1:A:254:ASP:O	1:A:255:LEU:CB	2.56	0.42
1:A:350:SER:O	1:A:351:PHE:HD1	2.03	0.42
1:B:70:ASP:O	1:B:71:ALA:C	2.58	0.42
1:B:130:ASP:C	1:B:130:ASP:OD1	2.52	0.42
1:B:333:TYR:O	1:B:362:MET:HA	2.18	0.42
1:B:362:MET:HE2	1:B:364:ALA:HB2	1.95	0.42
1:B:377:LEU:O	1:B:381:GLN:HG2	2.19	0.42
1:B:528:PHE:HE1	2:I:107:TYR:HB2	1.84	0.42
1:C:77:GLY:O	1:C:78:SER:C	2.57	0.42
1:C:350:SER:O	1:C:351:PHE:HD1	2.03	0.42
1:C:526:LYS:HE3	1:C:546:PRO:CG	2.49	0.42
1:D:261:TYR:CD1	1:D:261:TYR:N	2.84	0.42
1:D:398:PHE:HE1	1:D:438:SER:N	2.17	0.42
1:E:355:ARG:HB2	1:E:361:PRO:HD2	1.95	0.42
1:F:55:ASN:HB2	1:F:58:GLN:CB	2.49	0.42
1:F:110:LYS:HG2	1:F:143:PHE:CG	2.54	0.42
1:F:271:ASN:C	1:F:273:GLU:N	2.68	0.42
1:F:327:PHE:HD2	1:F:351:PHE:HE2	1.50	0.42
2:G:33:VAL:HG11	2:L:119:LEU:O	2.19	0.42
2:J:119:LEU:O	2:K:33:VAL:HG11	2.19	0.42
1:A:46:GLU:HA	1:A:191:LYS:HD2	1.18	0.42
1:A:72:ILE:O	1:A:76:TRP:HB2	2.19	0.42
1:A:123:LEU:O	1:A:126:ASN:HB3	2.19	0.42
1:A:452:LEU:HB2	1:A:457:ILE:HG23	1.95	0.42
1:B:55:ASN:HB2	1:B:58:GLN:CB	2.49	0.42
1:B:397:THR:HG22	1:B:398:PHE:N	2.33	0.42
1:C:524:ILE:CG1	2:J:107:TYR:CZ	2.85	0.42
1:D:77:GLY:O	1:D:78:SER:C	2.57	0.42
1:D:90:MET:HB3	1:D:326:LYS:HG3	2.01	0.42
1:D:137:ILE:HD12	1:D:141:ASP:HA	2.00	0.42
1:D:285:GLY:C	1:D:287:GLU:N	2.69	0.42
1:D:327:PHE:CE2	1:D:351:PHE:CB	2.85	0.42
1:D:338:LEU:HD12	1:D:414:ALA:HB2	0.58	0.42

*Continued on next page...*



*Continued from previous page...*

Atom-1	Atom-2	Interatomic distance (Å)	Clash overlap (Å)
1:D:365:ILE:HA	1:D:391:LEU:O	2.20	0.42
1:D:387:PRO:HD2	1:D:390:SER:HB3	1.91	0.42
1:E:110:LYS:HG2	1:E:143:PHE:CG	2.54	0.42
1:E:501:VAL:CG1	1:E:578:LEU:CD2	2.74	0.42
1:F:39:ILE:CD1	1:F:327:PHE:CD1	3.01	0.42
1:F:77:GLY:O	1:F:78:SER:C	2.57	0.42
2:I:23:MET:SD	2:I:77:TYR:HD2	2.43	0.42
2:J:18:LEU:CB	2:J:74:MET:CE	2.96	0.42
2:L:23:MET:SD	2:L:77:TYR:HD2	2.43	0.42
1:A:93:GLU:CG	1:A:112:TYR:CZ	3.03	0.42
1:A:110:LYS:HG2	1:A:143:PHE:CG	2.54	0.42
1:B:93:GLU:CG	1:B:112:TYR:CZ	3.03	0.42
1:B:194:ASP:OD1	1:B:194:ASP:C	2.58	0.42
1:B:421:ALA:C	1:B:423:GLY:N	2.72	0.42
1:B:462:PHE:CD2	1:B:467:THR:N	2.74	0.42
1:C:72:ILE:O	1:C:76:TRP:HB2	2.19	0.42
1:C:90:MET:HB2	1:C:326:LYS:HG2	2.00	0.42
1:C:110:LYS:HG2	1:C:143:PHE:CG	2.54	0.42
1:C:123:LEU:O	1:C:126:ASN:HB3	2.19	0.42
1:C:278:SER:O	1:C:282:VAL:HG23	2.19	0.42
1:C:338:LEU:CA	1:C:412:MET:CE	2.98	0.42
1:C:452:LEU:HB2	1:C:457:ILE:HG23	1.95	0.42
1:D:70:ASP:O	1:D:71:ALA:C	2.58	0.42
1:E:333:TYR:O	1:E:362:MET:HA	2.18	0.42
1:E:350:SER:O	1:E:351:PHE:HD1	2.03	0.42
1:E:365:ILE:HA	1:E:391:LEU:O	2.20	0.42
1:E:501:VAL:HA	1:E:578:LEU:HD11	2.01	0.42
1:F:518:ILE:HG13	1:F:521:SER:N	2.32	0.42
2:I:69:LYS:HE3	2:J:139:VAL:O	2.20	0.42
2:J:23:MET:SD	2:J:77:TYR:HD2	2.42	0.42
2:K:18:LEU:CD2	2:K:77:TYR:CE1	3.03	0.42
2:K:25:HIS:N	2:K:71:VAL:CG1	2.76	0.42
1:A:32:SER:OG	1:A:426:ILE:CA	2.68	0.42
1:A:111:ILE:HD12	1:A:112:TYR:CD1	2.54	0.42
1:A:365:ILE:HA	1:A:391:LEU:O	2.20	0.42
1:B:153:ILE:H	1:B:153:ILE:HG12	1.55	0.42
1:B:250:ALA:O	1:B:252:PHE:CD1	2.73	0.42
1:B:338:LEU:HG	1:B:366:VAL:CA	2.50	0.42
1:B:541:GLU:CA	1:B:568:ILE:HG13	2.49	0.42
1:C:70:ASP:O	1:C:71:ALA:C	2.58	0.42
1:C:283:GLU:C	1:C:285:GLY:H	2.23	0.42

*Continued on next page...*

*Continued from previous page...*

Atom-1	Atom-2	Interatomic distance (Å)	Clash overlap (Å)
1:C:417:LEU:CD1	1:C:458:ILE:HG21	2.47	0.42
1:D:51:TYR:OH	1:D:62:LEU:CD1	2.66	0.42
1:D:143:PHE:HE2	1:D:183:LEU:HD13	1.84	0.42
1:D:367:GLY:HA2	1:D:393:ALA:O	2.19	0.42
1:D:417:LEU:CD1	1:D:458:ILE:HG21	2.47	0.42
1:D:528:PHE:CE1	2:K:107:TYR:CG	3.04	0.42
1:E:111:ILE:HG12	1:E:191:LYS:HD2	2.02	0.42
1:E:338:LEU:HG	1:E:366:VAL:CA	2.50	0.42
1:E:399:VAL:HG23	1:E:411:TYR:CE1	2.52	0.42
1:E:524:ILE:HG12	2:L:107:TYR:OH	2.19	0.42
1:F:111:ILE:HG12	1:F:191:LYS:HD2	2.02	0.42
1:F:449:LEU:HA	1:F:452:LEU:CG	2.48	0.42
2:G:112:ASP:O	2:G:115:LYS:HB2	2.20	0.42
2:J:18:LEU:CD2	2:J:77:TYR:CE1	3.03	0.42
2:K:58:THR:CG2	2:K:59:GLY:N	2.77	0.42
2:K:119:LEU:O	2:L:33:VAL:HG11	2.19	0.42
1:A:270:LEU:HB2	1:A:274:GLY:CA	2.50	0.42
1:A:338:LEU:HG	1:A:366:VAL:CA	2.50	0.42
1:A:377:LEU:O	1:A:381:GLN:HG2	2.19	0.42
1:A:501:VAL:HA	1:A:578:LEU:HD11	2.01	0.42
1:B:72:ILE:O	1:B:76:TRP:HB2	2.20	0.42
1:B:90:MET:HB2	1:B:326:LYS:HG2	2.00	0.42
1:B:93:GLU:CB	1:B:140:ASP:OD1	2.66	0.42
1:B:110:LYS:HG2	1:B:143:PHE:CG	2.54	0.42
1:B:283:GLU:C	1:B:285:GLY:H	2.23	0.42
1:B:365:ILE:HA	1:B:391:LEU:O	2.19	0.42
1:B:417:LEU:CD1	1:B:458:ILE:HG21	2.47	0.42
1:C:93:GLU:CG	1:C:112:TYR:CZ	3.03	0.42
1:C:250:ALA:O	1:C:252:PHE:CD1	2.73	0.42
1:C:270:LEU:HB2	1:C:274:GLY:CA	2.50	0.42
1:C:462:PHE:CD2	1:C:467:THR:N	2.74	0.42
1:D:110:LYS:HG2	1:D:143:PHE:CG	2.54	0.42
1:D:374:LYS:O	1:D:375:GLU:C	2.58	0.42
1:D:449:LEU:HA	1:D:452:LEU:CD2	2.49	0.42
1:E:143:PHE:HE2	1:E:183:LEU:HD13	1.83	0.42
1:E:170:GLU:OE1	1:E:287:GLU:C	2.30	0.42
1:F:253:GLY:O	1:F:256:GLU:HB3	2.20	0.42
2:G:8:THR:CG2	2:L:127:GLU:CA	2.89	0.42
2:G:33:VAL:HB	2:L:119:LEU:C	2.15	0.42
2:H:112:ASP:O	2:H:115:LYS:HB2	2.20	0.42
2:H:116:ILE:CA	2:H:119:LEU:HD13	2.47	0.42

*Continued on next page...*

*Continued from previous page...*

Atom-1	Atom-2	Interatomic distance (Å)	Clash overlap (Å)
2:J:69:LYS:HE3	2:K:139:VAL:O	2.20	0.42
2:L:112:ASP:O	2:L:115:LYS:HB2	2.20	0.42
2:L:116:ILE:CA	2:L:119:LEU:HD13	2.47	0.42
1:A:47:PRO:HG3	1:A:93:GLU:CD	2.36	0.42
1:A:135:ARG:O	1:A:136:VAL:HG23	2.20	0.42
1:A:277:PRO:HA	1:A:282:VAL:HG22	2.00	0.42
1:A:398:PHE:HE1	1:A:438:SER:N	2.17	0.42
1:B:111:ILE:HD12	1:B:112:TYR:CD1	2.55	0.42
1:B:253:GLY:O	1:B:256:GLU:HB3	2.20	0.42
1:B:270:LEU:HB2	1:B:274:GLY:CA	2.50	0.42
1:B:350:SER:O	1:B:351:PHE:HD1	2.03	0.42
1:B:398:PHE:HE1	1:B:438:SER:N	2.17	0.42
1:C:367:GLY:N	1:C:393:ALA:HB3	2.33	0.42
1:D:72:ILE:O	1:D:76:TRP:HB2	2.20	0.42
1:D:111:ILE:HG12	1:D:191:LYS:HD2	2.01	0.42
1:D:501:VAL:CG1	1:D:578:LEU:CD2	2.74	0.42
1:E:541:GLU:CA	1:E:568:ILE:HG13	2.49	0.42
1:F:47:PRO:HG3	1:F:93:GLU:CD	2.36	0.42
2:I:9:ILE:HG23	2:I:31:ALA:HB3	2.02	0.42
1:A:266:SER:O	1:A:267:PHE:C	2.55	0.41
1:C:55:ASN:CG	1:C:58:GLN:HG3	2.40	0.41
1:D:45:GLY:CA	1:D:111:ILE:HD12	2.32	0.41
1:D:64:ARG:HD3	1:D:64:ARG:N	2.28	0.41
1:E:106:LYS:HD3	1:E:106:LYS:HA	1.94	0.41
1:E:123:LEU:O	1:E:126:ASN:HB3	2.19	0.41
1:E:278:SER:O	1:E:282:VAL:HG23	2.19	0.41
1:F:47:PRO:HB3	1:F:93:GLU:HG3	2.02	0.41
1:F:51:TYR:OH	1:F:62:LEU:CD1	2.66	0.41
1:F:52:GLU:CG	1:F:88:LEU:HD21	2.37	0.41
1:F:93:GLU:CG	1:F:112:TYR:CZ	3.03	0.41
1:F:173:GLU:O	1:F:174:GLU:C	2.54	0.41
1:F:278:SER:O	1:F:282:VAL:HG23	2.19	0.41
2:G:9:ILE:HG23	2:G:31:ALA:HB3	2.02	0.41
2:H:16:LEU:HD21	2:H:74:MET:CB	2.50	0.41
1:A:107:ILE:CG1	1:A:193:TYR:CD2	3.03	0.41
1:A:114:ASN:N	1:A:117:ASN:ND2	2.57	0.41
1:A:253:GLY:O	1:A:256:GLU:HB3	2.20	0.41
1:B:123:LEU:O	1:B:126:ASN:HB3	2.19	0.41
1:B:366:VAL:O	1:B:393:ALA:HB2	2.14	0.41
1:C:111:ILE:HD12	1:C:112:TYR:CD1	2.55	0.41
1:D:32:SER:OG	1:D:426:ILE:CA	2.68	0.41

*Continued on next page...*

*Continued from previous page...*

Atom-1	Atom-2	Interatomic distance (Å)	Clash overlap (Å)
1:D:283:GLU:C	1:D:285:GLY:H	2.23	0.41
1:D:338:LEU:HD13	1:D:367:GLY:HA3	1.61	0.41
1:E:51:TYR:OH	1:E:62:LEU:CD1	2.66	0.41
1:E:462:PHE:CD2	1:E:467:THR:N	2.74	0.41
1:E:524:ILE:CG1	2:L:107:TYR:CE2	2.93	0.41
1:F:32:SER:OG	1:F:426:ILE:CA	2.68	0.41
1:F:106:LYS:HD3	1:F:106:LYS:HA	1.94	0.41
1:F:135:ARG:O	1:F:136:VAL:HG23	2.20	0.41
1:F:338:LEU:HG	1:F:366:VAL:CA	2.50	0.41
2:I:17:PHE:N	2:I:17:PHE:HD1	2.14	0.41
2:I:18:LEU:CD2	2:I:77:TYR:CE1	3.03	0.41
1:A:111:ILE:HG12	1:A:191:LYS:HD2	2.01	0.41
1:A:278:SER:O	1:A:282:VAL:HG23	2.20	0.41
1:A:497:ASN:HD21	1:A:574:ILE:HG21	1.84	0.41
1:B:32:SER:OG	1:B:426:ILE:CA	2.68	0.41
1:B:39:ILE:CD1	1:B:327:PHE:CG	2.96	0.41
1:B:285:GLY:C	1:B:287:GLU:N	2.69	0.41
1:B:374:LYS:O	1:B:375:GLU:C	2.58	0.41
1:C:338:LEU:HG	1:C:366:VAL:CA	2.50	0.41
1:D:252:PHE:CD1	1:D:252:PHE:N	2.88	0.41
1:D:338:LEU:HG	1:D:366:VAL:CA	2.50	0.41
1:E:46:GLU:HA	1:E:191:LYS:HD2	1.18	0.41
1:E:449:LEU:HA	1:E:452:LEU:CD2	2.49	0.41
1:E:497:ASN:HD21	1:E:574:ILE:HG21	1.84	0.41
1:E:557:ASN:HD22	1:E:557:ASN:HA	1.62	0.41
2:H:58:THR:CG2	2:H:59:GLY:H	2.32	0.41
2:I:112:ASP:O	2:I:115:LYS:HB2	2.20	0.41
2:K:9:ILE:HG23	2:K:31:ALA:HB3	2.02	0.41
2:L:24:ALA:HA	2:L:71:VAL:HG22	2.03	0.41
1:A:170:GLU:OE1	1:A:287:GLU:C	2.30	0.41
1:A:283:GLU:C	1:A:285:GLY:H	2.23	0.41
1:A:370:PHE:CZ	1:A:448:ASP:CG	2.90	0.41
1:B:47:PRO:HG3	1:B:111:ILE:HA	1.73	0.41
1:C:135:ARG:O	1:C:136:VAL:HG23	2.20	0.41
1:C:526:LYS:HE3	1:C:546:PRO:HB2	2.03	0.41
1:D:431:THR:C	1:D:434:PRO:HD2	2.40	0.41
1:D:501:VAL:HA	1:D:578:LEU:HD11	2.01	0.41
1:D:528:PHE:HZ	2:K:107:TYR:CG	2.37	0.41
1:E:107:ILE:CG1	1:E:193:TYR:CD2	3.03	0.41
1:E:250:ALA:O	1:E:252:PHE:CD1	2.73	0.41
1:F:90:MET:HB3	1:F:326:LYS:HG3	2.01	0.41

*Continued on next page...*

*Continued from previous page...*

Atom-1	Atom-2	Interatomic distance (Å)	Clash overlap (Å)
2:G:16:LEU:HD21	2:G:74:MET:CB	2.50	0.41
2:I:24:ALA:HA	2:I:71:VAL:HG22	2.03	0.41
1:A:55:ASN:CB	1:A:58:GLN:HG2	2.47	0.41
1:A:194:ASP:OD1	1:A:194:ASP:C	2.58	0.41
1:B:107:ILE:CG1	1:B:193:TYR:CD2	3.03	0.41
1:D:111:ILE:HD12	1:D:112:TYR:CD1	2.54	0.41
1:D:253:GLY:O	1:D:256:GLU:HB3	2.20	0.41
1:D:350:SER:O	1:D:351:PHE:HD1	2.03	0.41
1:E:90:MET:HB3	1:E:326:LYS:HG3	2.01	0.41
1:E:194:ASP:OD1	1:E:194:ASP:C	2.58	0.41
1:E:253:GLY:O	1:E:256:GLU:HB3	2.20	0.41
1:F:72:ILE:O	1:F:76:TRP:HB2	2.20	0.41
1:F:285:GLY:C	1:F:287:GLU:N	2.69	0.41
2:G:23:MET:SD	2:G:77:TYR:HD2	2.42	0.41
2:L:18:LEU:CD2	2:L:77:TYR:CE1	3.03	0.41
1:B:264:ILE:CG1	1:B:265:VAL:N	2.84	0.41
1:C:107:ILE:CG1	1:C:193:TYR:CD2	3.03	0.41
1:C:132:LEU:HD21	1:C:148:ASP:HB3	1.38	0.41
1:D:47:PRO:HG3	1:D:111:ILE:HA	1.73	0.41
1:D:93:GLU:CG	1:D:112:TYR:CZ	3.03	0.41
1:D:134:LEU:HD12	1:D:145:GLU:O	2.20	0.41
1:D:135:ARG:O	1:D:136:VAL:HG23	2.20	0.41
1:D:190:VAL:HG23	1:D:191:LYS:HG3	2.02	0.41
1:D:278:SER:O	1:D:282:VAL:HG23	2.19	0.41
1:D:320:TRP:CH2	1:D:347:GLU:CG	2.99	0.41
1:D:550:VAL:HG22	1:D:551:GLN:N	2.36	0.41
1:E:52:GLU:CG	1:E:88:LEU:HD21	2.37	0.41
1:E:70:ASP:O	1:E:71:ALA:C	2.58	0.41
1:E:77:GLY:O	1:E:78:SER:C	2.57	0.41
1:E:135:ARG:O	1:E:136:VAL:HG23	2.20	0.41
1:E:135:ARG:HH11	1:E:135:ARG:HD3	1.39	0.41
1:E:252:PHE:HD2	1:E:256:GLU:C	2.24	0.41
1:E:524:ILE:CG1	2:L:107:TYR:CZ	2.86	0.41
1:E:540:ASN:C	1:E:541:GLU:HG3	2.21	0.41
1:F:283:GLU:C	1:F:285:GLY:H	2.23	0.41
1:F:365:ILE:HA	1:F:391:LEU:O	2.20	0.41
2:H:24:ALA:HA	2:H:71:VAL:HG22	2.03	0.41
2:I:16:LEU:HD21	2:I:74:MET:CB	2.50	0.41
2:K:112:ASP:O	2:K:115:LYS:HB2	2.20	0.41
1:A:39:ILE:C	1:A:326:LYS:CE	2.89	0.41
1:A:134:LEU:HD13	1:A:143:PHE:CG	2.56	0.41

*Continued on next page...*

*Continued from previous page...*

Atom-1	Atom-2	Interatomic distance (Å)	Clash overlap (Å)
1:A:374:LYS:O	1:A:375:GLU:C	2.58	0.41
1:A:449:LEU:HA	1:A:452:LEU:CG	2.48	0.41
1:B:39:ILE:C	1:B:326:LYS:CE	2.89	0.41
1:B:501:VAL:HA	1:B:578:LEU:HD11	2.01	0.41
1:B:560:ARG:CB	1:B:579:VAL:HG12	2.48	0.41
1:C:253:GLY:O	1:C:256:GLU:HB3	2.20	0.41
1:C:370:PHE:CZ	1:C:448:ASP:CG	2.90	0.41
1:D:107:ILE:CG1	1:D:193:TYR:CD2	3.03	0.41
1:E:93:GLU:CG	1:E:112:TYR:CZ	3.03	0.41
1:E:111:ILE:HD12	1:E:112:TYR:CD1	2.55	0.41
1:E:283:GLU:C	1:E:285:GLY:H	2.23	0.41
1:F:134:LEU:HD13	1:F:143:PHE:CG	2.56	0.41
1:F:526:LYS:HE3	1:F:546:PRO:HB2	2.03	0.41
2:J:9:ILE:HG23	2:J:31:ALA:HB3	2.02	0.41
2:J:112:ASP:O	2:J:115:LYS:HB2	2.20	0.41
1:B:76:TRP:HA	1:B:415:VAL:HG11	2.03	0.41
1:B:134:LEU:HD12	1:B:145:GLU:O	2.20	0.41
1:C:92:ILE:HG12	1:C:326:LYS:HZ2	1.69	0.41
1:C:134:LEU:HD12	1:C:145:GLU:O	2.20	0.41
1:C:266:SER:O	1:C:267:PHE:C	2.55	0.41
1:D:250:ALA:O	1:D:252:PHE:CD1	2.73	0.41
1:D:526:LYS:HE3	1:D:546:PRO:HB2	2.03	0.41
1:E:75:ALA:O	1:E:76:TRP:C	2.59	0.41
1:E:76:TRP:HA	1:E:415:VAL:HG11	2.03	0.41
1:E:134:LEU:HD12	1:E:145:GLU:O	2.20	0.41
1:F:111:ILE:HD12	1:F:112:TYR:CD1	2.55	0.41
1:F:374:LYS:O	1:F:375:GLU:C	2.58	0.41
1:F:497:ASN:HD21	1:F:574:ILE:HG21	1.84	0.41
2:H:18:LEU:CD2	2:H:77:TYR:CE1	3.03	0.41
2:K:130:VAL:HA	2:K:131:PRO:HD3	1.79	0.41
2:L:58:THR:HG23	2:L:133:THR:HG22	2.03	0.41
1:A:52:GLU:CG	1:A:88:LEU:HD21	2.37	0.41
1:A:53:LEU:CD2	1:A:62:LEU:HD12	2.51	0.41
1:A:64:ARG:HD3	1:A:64:ARG:N	2.28	0.41
1:A:250:ALA:O	1:A:252:PHE:CD1	2.73	0.41
1:A:431:THR:C	1:A:434:PRO:HD3	2.42	0.41
1:A:550:VAL:CG1	1:A:555:GLU:O	2.56	0.41
1:B:135:ARG:O	1:B:136:VAL:HG23	2.20	0.41
1:B:252:PHE:HD2	1:B:256:GLU:C	2.24	0.41
1:B:526:LYS:CE	1:B:546:PRO:HG2	2.51	0.41
1:C:111:ILE:HG12	1:C:191:LYS:HD2	2.02	0.41

*Continued on next page...*

*Continued from previous page...*

Atom-1	Atom-2	Interatomic distance (Å)	Clash overlap (Å)
1:C:134:LEU:HD13	1:C:143:PHE:CG	2.56	0.41
1:C:190:VAL:HG23	1:C:191:LYS:HG3	2.02	0.41
1:D:132:LEU:HD21	1:D:148:ASP:HB3	1.38	0.41
1:D:264:ILE:CG1	1:D:265:VAL:N	2.84	0.41
1:E:338:LEU:CA	1:E:412:MET:CE	2.98	0.41
1:E:431:THR:C	1:E:434:PRO:HD2	2.40	0.41
1:F:39:ILE:CA	1:F:326:LYS:CE	2.95	0.41
1:F:53:LEU:CD2	1:F:62:LEU:HD12	2.51	0.41
1:F:134:LEU:HD12	1:F:145:GLU:O	2.20	0.41
1:F:190:VAL:HG23	1:F:191:LYS:HG3	2.02	0.41
1:F:338:LEU:CB	1:F:412:MET:CE	2.96	0.41
1:F:338:LEU:HB3	1:F:412:MET:HE3	2.03	0.41
1:F:462:PHE:CD2	1:F:467:THR:N	2.74	0.41
2:H:69:LYS:HE3	2:I:139:VAL:O	2.20	0.41
2:H:127:GLU:O	2:I:8:THR:CB	2.66	0.41
2:I:23:MET:O	2:I:24:ALA:CB	2.69	0.41
2:I:130:VAL:HA	2:I:131:PRO:HD3	1.79	0.41
2:J:58:THR:CG2	2:J:59:GLY:H	2.32	0.41
2:J:75:MET:HA	2:J:78:VAL:HG12	2.03	0.41
2:K:92:LEU:HB2	2:K:104:VAL:HG23	2.01	0.41
1:A:134:LEU:HD12	1:A:145:GLU:O	2.20	0.41
1:B:172:ASP:HA	1:B:173:GLU:HA	1.73	0.41
1:B:431:THR:C	1:B:434:PRO:HD3	2.42	0.41
1:C:387:PRO:HD2	1:C:390:SER:HB2	1.67	0.41
1:C:501:VAL:HA	1:C:578:LEU:HD11	2.01	0.41
1:D:452:LEU:HB2	1:D:457:ILE:HG23	1.95	0.41
1:D:557:ASN:HD22	1:D:557:ASN:HA	1.62	0.41
1:E:134:LEU:HD13	1:E:143:PHE:CG	2.56	0.41
1:F:270:LEU:HB2	1:F:274:GLY:CA	2.50	0.41
1:F:320:TRP:CH2	1:F:347:GLU:CG	2.99	0.41
1:F:370:PHE:CZ	1:F:448:ASP:CG	2.90	0.41
1:F:421:ALA:C	1:F:423:GLY:N	2.72	0.41
2:G:18:LEU:CD2	2:G:77:TYR:CE1	3.03	0.41
2:H:23:MET:SD	2:H:77:TYR:HD2	2.42	0.41
2:H:79:LYS:HB3	2:H:115:LYS:HG3	2.03	0.41
2:I:58:THR:CG2	2:I:59:GLY:H	2.32	0.41
2:J:27:LYS:HB3	2:J:28:THR:H	1.63	0.41
2:L:9:ILE:HG23	2:L:31:ALA:HB3	2.02	0.41
1:A:526:LYS:HE3	1:A:546:PRO:HB2	2.03	0.40
1:A:526:LYS:CE	1:A:546:PRO:HG2	2.51	0.40
1:B:135:ARG:C	1:B:136:VAL:HG23	2.42	0.40

*Continued on next page...*

*Continued from previous page...*

Atom-1	Atom-2	Interatomic distance (Å)	Clash overlap (Å)
1:B:550:VAL:HG22	1:B:551:GLN:N	2.36	0.40
1:C:76:TRP:HA	1:C:415:VAL:HG11	2.03	0.40
1:C:264:ILE:CG1	1:C:265:VAL:N	2.84	0.40
1:C:431:THR:C	1:C:434:PRO:HD3	2.42	0.40
1:D:53:LEU:CD2	1:D:62:LEU:HD12	2.51	0.40
1:D:252:PHE:HD2	1:D:256:GLU:C	2.24	0.40
1:D:370:PHE:CZ	1:D:448:ASP:CG	2.90	0.40
1:D:428:GLU:O	1:D:428:GLU:CG	2.67	0.40
1:E:370:PHE:CZ	1:E:448:ASP:CG	2.90	0.40
1:E:550:VAL:HG22	1:E:551:GLN:N	2.36	0.40
2:G:58:THR:HG23	2:G:133:THR:HG22	2.03	0.40
2:G:96:SER:HB3	2:L:63:PHE:C	2.33	0.40
2:K:58:THR:HG23	2:K:133:THR:HG22	2.03	0.40
2:K:69:LYS:HE3	2:L:139:VAL:O	2.20	0.40
1:A:264:ILE:CG1	1:A:265:VAL:N	2.84	0.40
1:A:283:GLU:C	1:A:285:GLY:N	2.66	0.40
1:B:252:PHE:CD1	1:B:252:PHE:N	2.88	0.40
1:B:465:ASN:O	1:B:466:ARG:HB2	2.22	0.40
1:B:526:LYS:HE3	1:B:546:PRO:HB2	2.03	0.40
1:B:528:PHE:HZ	2:I:107:TYR:CG	2.39	0.40
1:C:106:LYS:HD3	1:C:106:LYS:HA	1.94	0.40
1:C:194:ASP:OD1	1:C:194:ASP:C	2.58	0.40
1:C:449:LEU:HA	1:C:452:LEU:CG	2.48	0.40
1:C:550:VAL:HG22	1:C:551:GLN:N	2.36	0.40
1:D:55:ASN:CG	1:D:58:GLN:HG3	2.40	0.40
1:D:134:LEU:HD13	1:D:143:PHE:CG	2.56	0.40
1:D:137:ILE:HD13	1:D:137:ILE:HG21	1.88	0.40
1:E:264:ILE:CG1	1:E:265:VAL:N	2.84	0.40
1:E:279:ASN:O	1:E:280:VAL:C	2.52	0.40
1:F:107:ILE:CG1	1:F:193:TYR:CD2	3.03	0.40
1:F:250:ALA:O	1:F:252:PHE:CD1	2.73	0.40
1:F:254:ASP:C	1:F:256:GLU:N	2.68	0.40
1:F:550:VAL:HG22	1:F:551:GLN:N	2.36	0.40
2:I:63:PHE:C	2:J:96:SER:HB3	2.33	0.40
2:I:75:MET:HA	2:I:78:VAL:HG12	2.03	0.40
2:J:24:ALA:HA	2:J:71:VAL:HG22	2.03	0.40
2:K:75:MET:HA	2:K:78:VAL:HG12	2.03	0.40
1:A:93:GLU:CB	1:A:140:ASP:OD1	2.66	0.40
1:A:190:VAL:HG23	1:A:191:LYS:HG3	2.02	0.40
1:B:266:SER:O	1:B:267:PHE:C	2.55	0.40
1:B:497:ASN:HD21	1:B:574:ILE:HG21	1.84	0.40

*Continued on next page...*



*Continued from previous page...*

Atom-1	Atom-2	Interatomic distance (Å)	Clash overlap (Å)
1:C:53:LEU:CD2	1:C:62:LEU:HD12	2.51	0.40
1:D:43:GLU:HA	1:D:188:GLN:HE21	1.87	0.40
1:D:47:PRO:HB3	1:D:93:GLU:HG3	2.02	0.40
1:D:75:ALA:O	1:D:76:TRP:C	2.59	0.40
1:D:135:ARG:C	1:D:136:VAL:HG23	2.42	0.40
1:D:526:LYS:HE3	1:D:546:PRO:CG	2.49	0.40
1:E:190:VAL:HG23	1:E:191:LYS:HG3	2.02	0.40
1:F:39:ILE:C	1:F:326:LYS:CE	2.89	0.40
1:F:135:ARG:C	1:F:136:VAL:HG23	2.42	0.40
1:F:283:GLU:CA	1:F:287:GLU:HB3	2.38	0.40
2:G:25:HIS:N	2:G:71:VAL:CG1	2.76	0.40
2:I:79:LYS:HB3	2:I:115:LYS:HG3	2.03	0.40
2:J:15:ARG:HG2	2:J:22:GLU:OE2	2.22	0.40
1:A:135:ARG:C	1:A:136:VAL:HG23	2.42	0.40
1:B:134:LEU:HD13	1:B:143:PHE:CG	2.56	0.40
1:B:355:ARG:CA	1:B:361:PRO:HD2	2.52	0.40
1:C:135:ARG:C	1:C:136:VAL:HG23	2.42	0.40
1:C:252:PHE:HD2	1:C:256:GLU:C	2.24	0.40
1:E:55:ASN:CG	1:E:58:GLN:HG3	2.40	0.40
1:E:355:ARG:CA	1:E:361:PRO:HD2	2.52	0.40
1:E:550:VAL:CG1	1:E:555:GLU:O	2.56	0.40
1:F:34:LYS:NZ	1:F:83:THR:O	2.32	0.40
1:F:75:ALA:O	1:F:76:TRP:C	2.59	0.40
1:F:337:PRO:CD	1:F:365:ILE:H	2.35	0.40
2:G:139:VAL:O	2:L:69:LYS:HE3	2.20	0.40
2:K:15:ARG:HG2	2:K:22:GLU:OE2	2.22	0.40
2:K:79:LYS:HB3	2:K:115:LYS:HG3	2.03	0.40
2:L:16:LEU:HD21	2:L:74:MET:CB	2.50	0.40
1:A:135:ARG:HH11	1:A:135:ARG:HD3	1.39	0.40
1:A:150:ILE:HD13	1:A:154:PHE:CE2	2.43	0.40
1:B:53:LEU:CD2	1:B:62:LEU:HD12	2.51	0.40
1:B:111:ILE:HG12	1:B:191:LYS:HD2	2.02	0.40
1:B:338:LEU:CD2	1:B:366:VAL:HG12	2.40	0.40
1:D:76:TRP:HA	1:D:415:VAL:HG11	2.03	0.40
1:D:106:LYS:HD3	1:D:106:LYS:HA	1.94	0.40
1:E:320:TRP:CH2	1:E:347:GLU:CG	2.99	0.40
1:E:394:ASN:OD1	1:E:457:ILE:CD1	2.70	0.40
1:F:39:ILE:HD12	1:F:327:PHE:HB2	1.78	0.40
1:F:252:PHE:HD2	1:F:256:GLU:C	2.24	0.40
1:F:382:ALA:O	1:F:383:SER:CB	2.70	0.40
2:G:23:MET:O	2:G:24:ALA:CB	2.69	0.40

*Continued on next page...*

Continued from previous page...

Atom-1	Atom-2	Interatomic distance (Å)	Clash overlap (Å)
2:H:15:ARG:HG2	2:H:22:GLU:OE2	2.22	0.40
2:H:75:MET:HA	2:H:78:VAL:HG12	2.03	0.40
2:J:92:LEU:HB2	2:J:104:VAL:HG23	2.01	0.40
2:J:127:GLU:O	2:K:8:THR:CB	2.66	0.40
2:L:15:ARG:HG2	2:L:22:GLU:OE2	2.22	0.40

There are no symmetry-related clashes.

## 5.3 Torsion angles [i](#)

### 5.3.1 Protein backbone [i](#)

In the following table, the Percentiles column shows the percent Ramachandran outliers of the chain as a percentile score with respect to all PDB entries followed by that with respect to all EM entries.

The Analysed column shows the number of residues for which the backbone conformation was analysed, and the total number of residues.

Mol	Chain	Analysed	Favoured	Allowed	Outliers	Percentiles	
1	A	401/587 (68%)	316 (79%)	63 (16%)	22 (6%)	2	19
1	B	401/587 (68%)	316 (79%)	63 (16%)	22 (6%)	2	19
1	C	401/587 (68%)	316 (79%)	63 (16%)	22 (6%)	2	19
1	D	401/587 (68%)	316 (79%)	63 (16%)	22 (6%)	2	19
1	E	401/587 (68%)	316 (79%)	63 (16%)	22 (6%)	2	19
1	F	401/587 (68%)	316 (79%)	63 (16%)	22 (6%)	2	19
2	G	88/155 (57%)	72 (82%)	12 (14%)	4 (4%)	2	21
2	H	88/155 (57%)	72 (82%)	12 (14%)	4 (4%)	2	21
2	I	88/155 (57%)	72 (82%)	12 (14%)	4 (4%)	2	21
2	J	88/155 (57%)	72 (82%)	12 (14%)	4 (4%)	2	21
2	K	88/155 (57%)	72 (82%)	12 (14%)	4 (4%)	2	21
2	L	88/155 (57%)	72 (82%)	12 (14%)	4 (4%)	2	21
All	All	2934/4452 (66%)	2328 (79%)	450 (15%)	156 (5%)	3	19

All (156) Ramachandran outliers are listed below:

Mol	Chain	Res	Type
1	A	79	ASN
1	A	337	PRO
1	A	361	PRO
1	A	409	PRO
1	A	429	SER
1	A	540	ASN
1	B	79	ASN
1	B	337	PRO
1	B	361	PRO
1	B	409	PRO
1	B	429	SER
1	B	540	ASN
1	C	79	ASN
1	C	337	PRO
1	C	361	PRO
1	C	409	PRO
1	C	429	SER
1	C	540	ASN
1	D	79	ASN
1	D	337	PRO
1	D	361	PRO
1	D	409	PRO
1	D	429	SER
1	D	540	ASN
1	E	79	ASN
1	E	337	PRO
1	E	361	PRO
1	E	409	PRO
1	E	429	SER
1	E	540	ASN
1	F	79	ASN
1	F	337	PRO
1	F	361	PRO
1	F	409	PRO
1	F	429	SER
1	F	540	ASN
1	A	80	PRO
1	A	362	MET
1	A	436	ARG
1	A	541	GLU
1	B	80	PRO
1	B	362	MET
1	B	436	ARG

*Continued on next page...*

*Continued from previous page...*

<b>Mol</b>	<b>Chain</b>	<b>Res</b>	<b>Type</b>
1	B	541	GLU
1	C	80	PRO
1	C	362	MET
1	C	436	ARG
1	C	541	GLU
1	D	80	PRO
1	D	362	MET
1	D	436	ARG
1	D	541	GLU
1	E	80	PRO
1	E	362	MET
1	E	436	ARG
1	E	541	GLU
1	F	80	PRO
1	F	362	MET
1	F	436	ARG
1	F	541	GLU
2	G	13	GLU
2	G	24	ALA
2	H	13	GLU
2	H	24	ALA
2	I	13	GLU
2	I	24	ALA
2	J	13	GLU
2	J	24	ALA
2	K	13	GLU
2	K	24	ALA
2	L	13	GLU
2	L	24	ALA
1	A	34	LYS
1	A	71	ALA
1	A	286	GLU
1	A	425	GLU
1	A	465	ASN
1	A	466	ARG
1	B	34	LYS
1	B	71	ALA
1	B	286	GLU
1	B	425	GLU
1	B	466	ARG
1	C	34	LYS
1	C	71	ALA

*Continued on next page...*

*Continued from previous page...*

<b>Mol</b>	<b>Chain</b>	<b>Res</b>	<b>Type</b>
1	C	286	GLU
1	C	425	GLU
1	C	465	ASN
1	C	466	ARG
1	D	34	LYS
1	D	71	ALA
1	D	286	GLU
1	D	425	GLU
1	D	466	ARG
1	E	34	LYS
1	E	71	ALA
1	E	286	GLU
1	E	425	GLU
1	E	465	ASN
1	E	466	ARG
1	F	34	LYS
1	F	71	ALA
1	F	286	GLU
1	F	425	GLU
1	F	465	ASN
1	F	466	ARG
2	G	27	LYS
2	H	27	LYS
2	I	27	LYS
2	J	27	LYS
2	K	27	LYS
2	L	27	LYS
1	A	570	SER
1	B	268	GLU
1	B	465	ASN
1	B	570	SER
1	C	570	SER
1	D	268	GLU
1	D	465	ASN
1	D	570	SER
1	E	268	GLU
1	E	570	SER
1	F	570	SER
2	G	142	LYS
2	H	142	LYS
2	I	142	LYS
2	J	142	LYS

*Continued on next page...*

*Continued from previous page...*

Mol	Chain	Res	Type
2	K	142	LYS
2	L	142	LYS
1	A	110	LYS
1	A	268	GLU
1	B	110	LYS
1	C	110	LYS
1	C	268	GLU
1	D	110	LYS
1	E	110	LYS
1	F	110	LYS
1	F	268	GLU
1	A	524	ILE
1	B	524	ILE
1	C	524	ILE
1	D	524	ILE
1	E	524	ILE
1	F	524	ILE
1	A	433	LYS
1	B	433	LYS
1	C	433	LYS
1	D	433	LYS
1	E	433	LYS
1	F	433	LYS
1	A	423	GLY
1	B	423	GLY
1	C	423	GLY
1	D	423	GLY
1	E	423	GLY
1	F	423	GLY

### 5.3.2 Protein sidechains [i](#)

In the following table, the Percentiles column shows the percent sidechain outliers of the chain as a percentile score with respect to all PDB entries followed by that with respect to all EM entries.

The Analysed column shows the number of residues for which the sidechain conformation was analysed, and the total number of residues.

Mol	Chain	Analysed	Rotameric	Outliers	Percentiles
1	A	363/495 (73%)	358 (99%)	5 (1%)	67 80
1	B	363/495 (73%)	358 (99%)	5 (1%)	67 80

*Continued on next page...*

*Continued from previous page...*

Mol	Chain	Analysed	Rotameric	Outliers	Percentiles	
1	C	363/495 (73%)	358 (99%)	5 (1%)	67	80
1	D	363/495 (73%)	358 (99%)	5 (1%)	67	80
1	E	363/495 (73%)	358 (99%)	5 (1%)	67	80
1	F	363/495 (73%)	358 (99%)	5 (1%)	67	80
2	G	84/134 (63%)	73 (87%)	11 (13%)	4	18
2	H	84/134 (63%)	73 (87%)	11 (13%)	4	18
2	I	84/134 (63%)	73 (87%)	11 (13%)	4	18
2	J	84/134 (63%)	73 (87%)	11 (13%)	4	18
2	K	84/134 (63%)	73 (87%)	11 (13%)	4	18
2	L	84/134 (63%)	73 (87%)	11 (13%)	4	18
All	All	2682/3774 (71%)	2586 (96%)	96 (4%)	38	59

All (96) residues with a non-rotameric sidechain are listed below:

Mol	Chain	Res	Type
1	A	64	ARG
1	A	153	ILE
1	A	322	ASP
1	A	350	SER
1	A	557	ASN
1	B	64	ARG
1	B	153	ILE
1	B	322	ASP
1	B	350	SER
1	B	557	ASN
1	C	64	ARG
1	C	153	ILE
1	C	322	ASP
1	C	350	SER
1	C	557	ASN
1	D	64	ARG
1	D	153	ILE
1	D	322	ASP
1	D	350	SER
1	D	557	ASN
1	E	64	ARG
1	E	153	ILE
1	E	322	ASP

*Continued on next page...*

*Continued from previous page...*

<b>Mol</b>	<b>Chain</b>	<b>Res</b>	<b>Type</b>
1	E	350	SER
1	E	557	ASN
1	F	64	ARG
1	F	153	ILE
1	F	322	ASP
1	F	350	SER
1	F	557	ASN
2	G	7	ASN
2	G	10	SER
2	G	17	PHE
2	G	33	VAL
2	G	60	THR
2	G	76	ASP
2	G	77	TYR
2	G	103	ARG
2	G	135	GLU
2	G	137	PHE
2	G	143	LEU
2	H	7	ASN
2	H	10	SER
2	H	17	PHE
2	H	33	VAL
2	H	60	THR
2	H	76	ASP
2	H	77	TYR
2	H	103	ARG
2	H	135	GLU
2	H	137	PHE
2	H	143	LEU
2	I	7	ASN
2	I	10	SER
2	I	17	PHE
2	I	33	VAL
2	I	60	THR
2	I	76	ASP
2	I	77	TYR
2	I	103	ARG
2	I	135	GLU
2	I	137	PHE
2	I	143	LEU
2	J	7	ASN
2	J	10	SER

*Continued on next page...*



*Continued from previous page...*

Mol	Chain	Res	Type
2	J	17	PHE
2	J	33	VAL
2	J	60	THR
2	J	76	ASP
2	J	77	TYR
2	J	103	ARG
2	J	135	GLU
2	J	137	PHE
2	J	143	LEU
2	K	7	ASN
2	K	10	SER
2	K	17	PHE
2	K	33	VAL
2	K	60	THR
2	K	76	ASP
2	K	77	TYR
2	K	103	ARG
2	K	135	GLU
2	K	137	PHE
2	K	143	LEU
2	L	7	ASN
2	L	10	SER
2	L	17	PHE
2	L	33	VAL
2	L	60	THR
2	L	76	ASP
2	L	77	TYR
2	L	103	ARG
2	L	135	GLU
2	L	137	PHE
2	L	143	LEU

Sometimes sidechains can be flipped to improve hydrogen bonding and reduce clashes. All (30) such sidechains are listed below:

Mol	Chain	Res	Type
1	A	55	ASN
1	A	81	ASN
1	A	407	HIS
1	A	557	ASN
1	B	55	ASN
1	B	81	ASN
1	B	407	HIS

*Continued on next page...*

*Continued from previous page...*

Mol	Chain	Res	Type
1	B	557	ASN
1	C	55	ASN
1	C	81	ASN
1	C	407	HIS
1	C	557	ASN
1	D	55	ASN
1	D	81	ASN
1	D	407	HIS
1	D	557	ASN
1	E	55	ASN
1	E	81	ASN
1	E	407	HIS
1	E	557	ASN
1	F	55	ASN
1	F	81	ASN
1	F	407	HIS
1	F	557	ASN
2	G	7	ASN
2	H	7	ASN
2	I	7	ASN
2	J	7	ASN
2	K	7	ASN
2	L	7	ASN

### 5.3.3 RNA [i](#)

There are no RNA molecules in this entry.

### 5.4 Non-standard residues in protein, DNA, RNA chains [i](#)

There are no non-standard protein/DNA/RNA residues in this entry.

### 5.5 Carbohydrates [i](#)

There are no monosaccharides in this entry.

### 5.6 Ligand geometry [i](#)

There are no ligands in this entry.

## 5.7 Other polymers [i](#)

There are no such residues in this entry.

## 5.8 Polymer linkage issues [i](#)

The following chains have linkage breaks:

Mol	Chain	Number of breaks
1	A	9
1	B	9
1	C	9
1	D	9
1	E	9
1	F	9

All chain breaks are listed below:

Model	Chain	Residue-1	Atom-1	Residue-2	Atom-2	Distance (Å)
1	A	427:GLY	C	428:GLU	N	15.07
1	B	427:GLY	C	428:GLU	N	15.07
1	C	427:GLY	C	428:GLU	N	15.07
1	D	427:GLY	C	428:GLU	N	15.07
1	E	427:GLY	C	428:GLU	N	15.07
1	F	427:GLY	C	428:GLU	N	15.07
1	A	369:GLY	C	370:PHE	N	13.63
1	C	369:GLY	C	370:PHE	N	13.63
1	D	369:GLY	C	370:PHE	N	13.63
1	F	369:GLY	C	370:PHE	N	13.63
1	B	369:GLY	C	370:PHE	N	13.62
1	E	369:GLY	C	370:PHE	N	13.62
1	A	327:PHE	C	328:ALA	N	13.22
1	B	327:PHE	C	328:ALA	N	13.22
1	C	327:PHE	C	328:ALA	N	13.22
1	D	327:PHE	C	328:ALA	N	13.22
1	E	327:PHE	C	328:ALA	N	13.22
1	F	327:PHE	C	328:ALA	N	13.22
1	B	339:SER	C	340:SER	N	10.91
1	A	339:SER	C	340:SER	N	10.90
1	C	339:SER	C	340:SER	N	10.90
1	D	339:SER	C	340:SER	N	10.90
1	E	339:SER	C	340:SER	N	10.90
1	F	339:SER	C	340:SER	N	10.90
1	A	445:GLU	C	446:SER	N	8.95

*Continued on next page...*

*Continued from previous page...*

Model	Chain	Residue-1	Atom-1	Residue-2	Atom-2	Distance (Å)
1	B	445:GLU	C	446:SER	N	8.95
1	C	445:GLU	C	446:SER	N	8.95
1	D	445:GLU	C	446:SER	N	8.95
1	E	445:GLU	C	446:SER	N	8.95
1	F	445:GLU	C	446:SER	N	8.95
1	A	545:PHE	C	546:PRO	N	8.13
1	B	545:PHE	C	546:PRO	N	8.13
1	C	545:PHE	C	546:PRO	N	8.13
1	D	545:PHE	C	546:PRO	N	8.13
1	E	545:PHE	C	546:PRO	N	8.13
1	F	545:PHE	C	546:PRO	N	8.13
1	A	383:SER	C	384:LEU	N	8.10
1	B	383:SER	C	384:LEU	N	8.10
1	C	383:SER	C	384:LEU	N	8.10
1	D	383:SER	C	384:LEU	N	8.10
1	E	383:SER	C	384:LEU	N	8.10
1	F	383:SER	C	384:LEU	N	8.10
1	A	491:MET	C	492:ALA	N	6.04
1	B	491:MET	C	492:ALA	N	6.04
1	D	491:MET	C	492:ALA	N	6.04
1	E	491:MET	C	492:ALA	N	6.04
1	F	491:MET	C	492:ALA	N	6.04
1	C	491:MET	C	492:ALA	N	6.03
1	A	31:SER	C	32:SER	N	3.46
1	B	31:SER	C	32:SER	N	3.46
1	C	31:SER	C	32:SER	N	3.46
1	D	31:SER	C	32:SER	N	3.46
1	E	31:SER	C	32:SER	N	3.46
1	F	31:SER	C	32:SER	N	3.46

## 6 Map visualisation

This section contains visualisations of the EMDB entry EMD-4051. These allow visual inspection of the internal detail of the map and identification of artifacts.

No raw map or half-maps were deposited for this entry and therefore no images, graphs, etc. pertaining to the raw map can be shown.

### 6.1 Orthogonal projections

This section was not generated.

### 6.2 Central slices

This section was not generated.

### 6.3 Largest variance slices

This section was not generated.

### 6.4 Orthogonal standard-deviation projections (False-color)

This section was not generated.

### 6.5 Orthogonal surface views

This section was not generated.

### 6.6 Mask visualisation

This section was not generated. No masks/segmentation were deposited.

## 7 Map analysis

This section contains the results of statistical analysis of the map.

### 7.1 Map-value distribution

This section was not generated.

### 7.2 Volume estimate versus contour level

This section was not generated.

### 7.3 Rotationally averaged power spectrum

This section was not generated. The rotationally averaged power spectrum had issues being displayed.

## 8 Fourier-Shell correlation

This section was not generated. No FSC curve or half-maps provided.

## 9 Map-model fit

This section was not generated.