



Full wwPDB X-ray Structure Validation Report ⓘ

Jan 13, 2025 – 06:09 PM EST

PDB ID : 5VI8
Title : Structure of a mycobacterium smegmatis transcription initiation complex with an upstream-fork promoter fragment
Authors : Hubin, E.A.; Campbell, E.A.; Darst, S.A.
Deposited on : 2017-04-14
Resolution : 2.76 Å(reported)

This is a Full wwPDB X-ray Structure Validation Report for a publicly released PDB entry.

We welcome your comments at validation@mail.wwpdb.org

A user guide is available at

<https://www.wwpdb.org/validation/2017/XrayValidationReportHelp>

with specific help available everywhere you see the ⓘ symbol.

The types of validation reports are described at

<http://www.wwpdb.org/validation/2017/FAQs#types>.

The following versions of software and data (see [references ⓘ](#)) were used in the production of this report:

MolProbity : 4.02b-467
Mogul : 2022.3.0, CSD as543be (2022)
Xtriage (Phenix) : 1.21
EDS : 3.0
Percentile statistics : 20231227.v01 (using entries in the PDB archive December 27th 2023)
CCP4 : 9.0.004 (Gargrove)
Density-Fitness : 1.0.11
Ideal geometry (proteins) : Engh & Huber (2001)
Ideal geometry (DNA, RNA) : Parkinson et al. (1996)
Validation Pipeline (wwPDB-VP) : 2.40

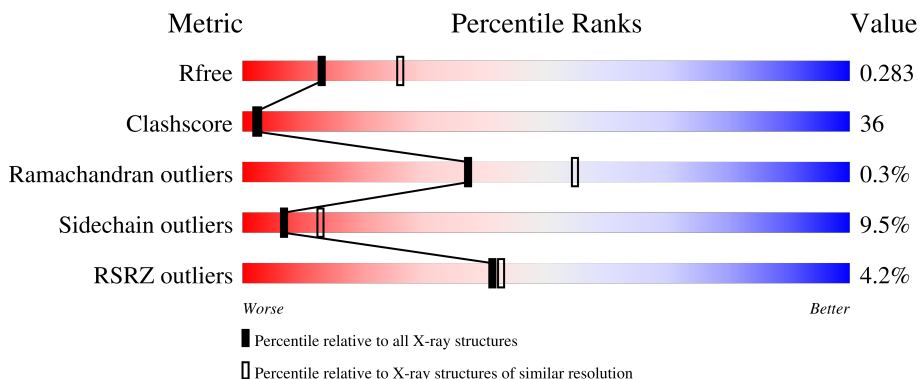
1 Overall quality at a glance

The following experimental techniques were used to determine the structure:

X-RAY DIFFRACTION

The reported resolution of this entry is 2.76 Å.

Percentile scores (ranging between 0-100) for global validation metrics of the entry are shown in the following graphic. The table shows the number of entries on which the scores are based.



Metric	Whole archive (#Entries)	Similar resolution (#Entries, resolution range(Å))
R_{free}	164625	1606 (2.78-2.74)
Clashscore	180529	1689 (2.78-2.74)
Ramachandran outliers	177936	1665 (2.78-2.74)
Sidechain outliers	177891	1665 (2.78-2.74)
RSRZ outliers	164620	1606 (2.78-2.74)

The table below summarises the geometric issues observed across the polymeric chains and their fit to the electron density. The red, orange, yellow and green segments of the lower bar indicate the fraction of residues that contain outliers for ≥ 3 , 2, 1 and 0 types of geometric quality criteria respectively. A grey segment represents the fraction of residues that are not modelled. The numeric value for each fraction is indicated below the corresponding segment, with a dot representing fractions $\leq 5\%$. The upper red bar (where present) indicates the fraction of residues that have poor fit to the electron density. The numeric value is given above the bar.

Mol	Chain	Length	Quality of chain
1	J	114	
2	A	350	
2	B	350	
3	C	1169	
4	D	1317	

Continued on next page...

Continued from previous page...

Mol	Chain	Length	Quality of chain
5	E	107	
6	F	466	
7	O	31	
8	P	26	
9	T	100	

The following table lists non-polymeric compounds, carbohydrate monomers and non-standard residues in protein, DNA, RNA chains that are outliers for geometric or electron-density-fit criteria:

Mol	Type	Chain	Res	Chirality	Geometry	Clashes	Electron density
10	SO4	C	1203	-	-	X	-
10	SO4	D	2005	-	-	X	-

2 Entry composition

There are 14 unique types of molecules in this entry. The entry contains 26631 atoms, of which 36 are hydrogens and 0 are deuteriums.

In the tables below, the ZeroOcc column contains the number of atoms modelled with zero occupancy, the AltConf column contains the number of residues with at least one atom in alternate conformation and the Trace column contains the number of residues modelled with at most 2 atoms.

- Molecule 1 is a protein called RNA polymerase-binding protein RbpA.

Mol	Chain	Residues	Atoms					ZeroOcc	AltConf	Trace
			Total	C	N	O	S			
1	J	83	667	419	118	128	2	0	0	0

- Molecule 2 is a protein called DNA-directed RNA polymerase subunit alpha.

Mol	Chain	Residues	Atoms					ZeroOcc	AltConf	Trace
			Total	C	N	O	S			
2	A	218	1617	1020	276	318	3	0	0	0
2	B	233	1667	1054	289	322	2	0	0	0

- Molecule 3 is a protein called DNA-directed RNA polymerase subunit beta.

Mol	Chain	Residues	Atoms					ZeroOcc	AltConf	Trace
			Total	C	N	O	S			
3	C	1099	8250	5164	1448	1603	35	0	0	0

- Molecule 4 is a protein called DNA-directed RNA polymerase subunit beta'.

Mol	Chain	Residues	Atoms					ZeroOcc	AltConf	Trace
			Total	C	N	O	S			
4	D	1248	9588	6016	1727	1805	40	0	0	0

- Molecule 5 is a protein called DNA-directed RNA polymerase subunit omega.

Mol	Chain	Residues	Atoms				ZeroOcc	AltConf	Trace
			Total	C	N	O			
5	E	76	592	378	100	114	0	0	0

- Molecule 6 is a protein called RNA polymerase sigma factor SigA.

Mol	Chain	Residues	Atoms					ZeroOcc	AltConf	Trace
6	F	319	Total	C	N	O	S	0	0	0
			2481	1553	450	471	7			

- Molecule 7 is a DNA chain called DNA (31-MER).

Mol	Chain	Residues	Atoms					ZeroOcc	AltConf	Trace
7	O	31	Total	C	N	O	P	0	0	0
			634	305	114	185	30			

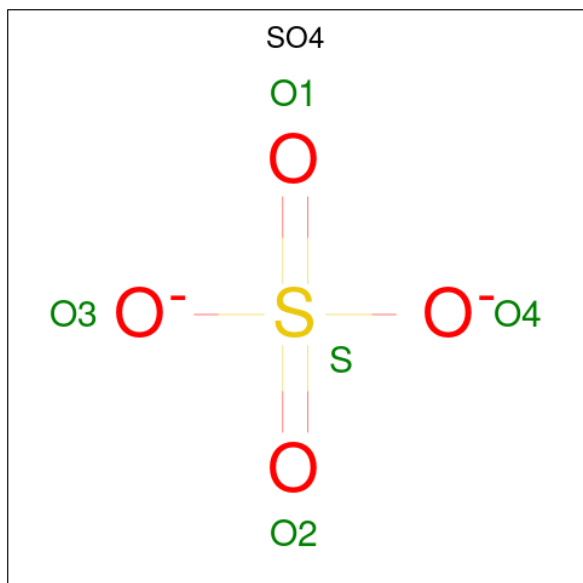
- Molecule 8 is a DNA chain called DNA (26-MER).

Mol	Chain	Residues	Atoms					ZeroOcc	AltConf	Trace
8	P	26	Total	C	N	O	P	0	0	0
			526	254	94	153	25			

- Molecule 9 is a protein called DNA-directed RNA polymerase subunit alpha.

Mol	Chain	Residues	Atoms					ZeroOcc	AltConf	Trace
9	T	53	Total	C	N	O	S	0	0	0
			377	237	66	73	1			

- Molecule 10 is SULFATE ION (three-letter code: SO₄) (formula: O₄S).



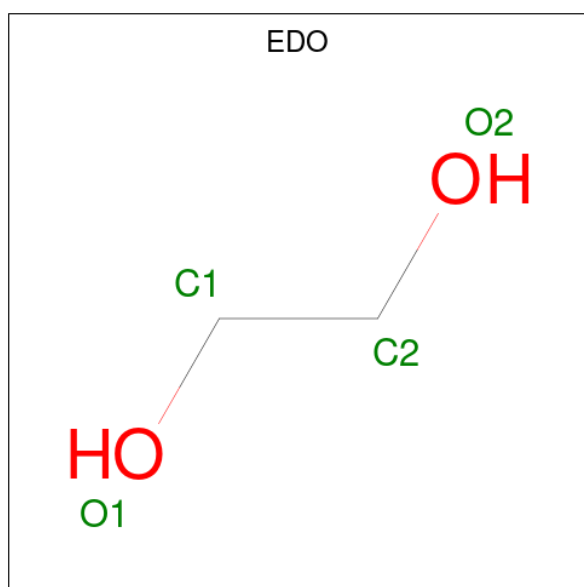
Mol	Chain	Residues	Atoms			ZeroOcc	AltConf
10	C	1	Total	O	S	0	0
			5	4	1		

Continued on next page...

Continued from previous page...

Mol	Chain	Residues	Atoms			ZeroOcc	AltConf
10	C	1	Total	O	S	0	0
			5	4	1		
10	C	1	Total	O	S	0	0
			5	4	1		
10	D	1	Total	O	S	0	0
			5	4	1		
10	D	1	Total	O	S	0	0
			5	4	1		
10	D	1	Total	O	S	0	0
			5	4	1		
10	D	1	Total	O	S	0	0
			5	4	1		
10	F	1	Total	O	S	0	0
			5	4	1		
10	F	1	Total	O	S	0	0
			5	4	1		
10	F	1	Total	O	S	0	0
			5	4	1		
10	F	1	Total	O	S	0	0
			5	4	1		

- Molecule 11 is 1,2-ETHANEDIOL (three-letter code: EDO) (formula: C₂H₆O₂).



Mol	Chain	Residues	Atoms				ZeroOcc	AltConf
11	C	1	Total	C	H	O	0	0
			10	2	6	2		
11	C	1	Total	C	H	O	0	0
			10	2	6	2		
11	D	1	Total	C	H	O	0	0
			10	2	6	2		
11	D	1	Total	C	H	O	0	0
			10	2	6	2		
11	D	1	Total	C	H	O	0	0
			10	2	6	2		
11	F	1	Total	C	H	O	0	0
			10	2	6	2		

- Molecule 12 is ZINC ION (three-letter code: ZN) (formula: Zn).

Mol	Chain	Residues	Atoms		ZeroOcc	AltConf
12	D	2	Total	Zn	0	0
			2	2		

- Molecule 13 is MAGNESIUM ION (three-letter code: MG) (formula: Mg).

Mol	Chain	Residues	Atoms		ZeroOcc	AltConf
13	D	1	Total	Mg	0	0
			1	1		

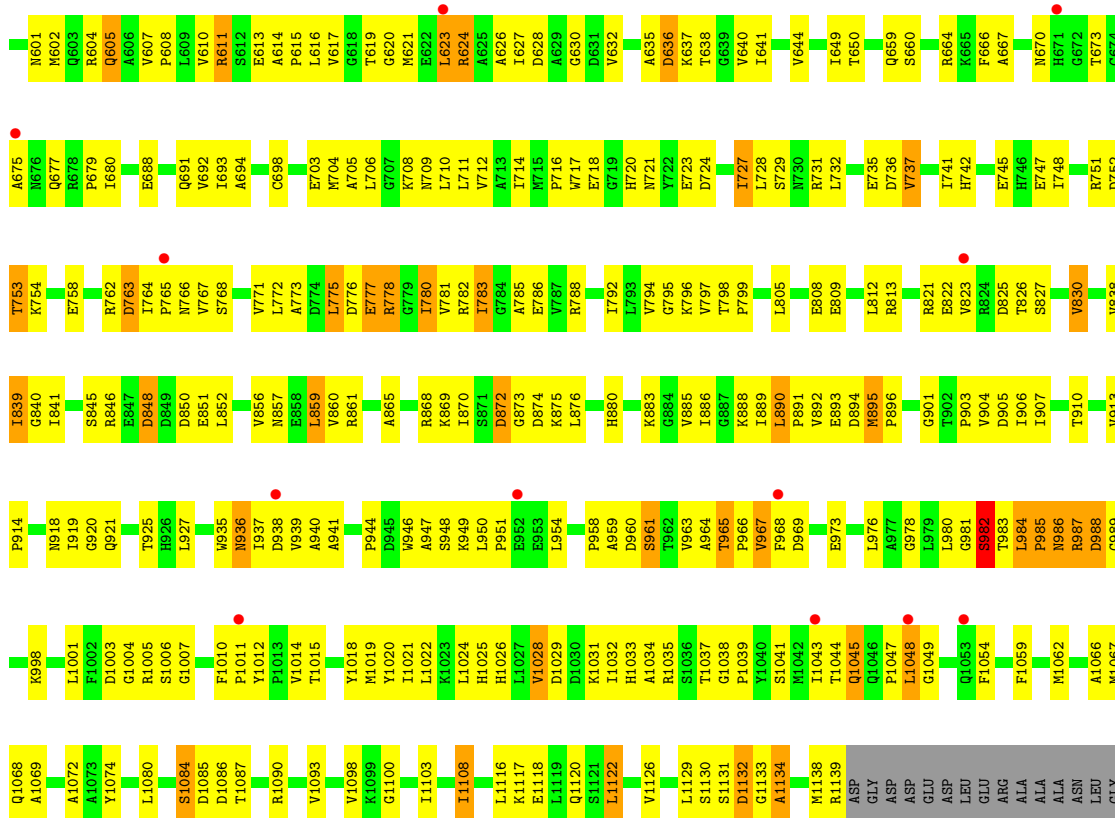
- Molecule 14 is water.

Mol	Chain	Residues	Atoms		ZeroOcc	AltConf
14	J	1	Total	O	0	0
			1	1		
14	A	3	Total	O	0	0
			3	3		
14	B	1	Total	O	0	0
			1	1		
14	C	17	Total	O	0	0
			17	17		
14	D	51	Total	O	0	0
			51	51		
14	E	2	Total	O	0	0
			2	2		
14	F	16	Total	O	0	0
			16	16		

Continued on next page...

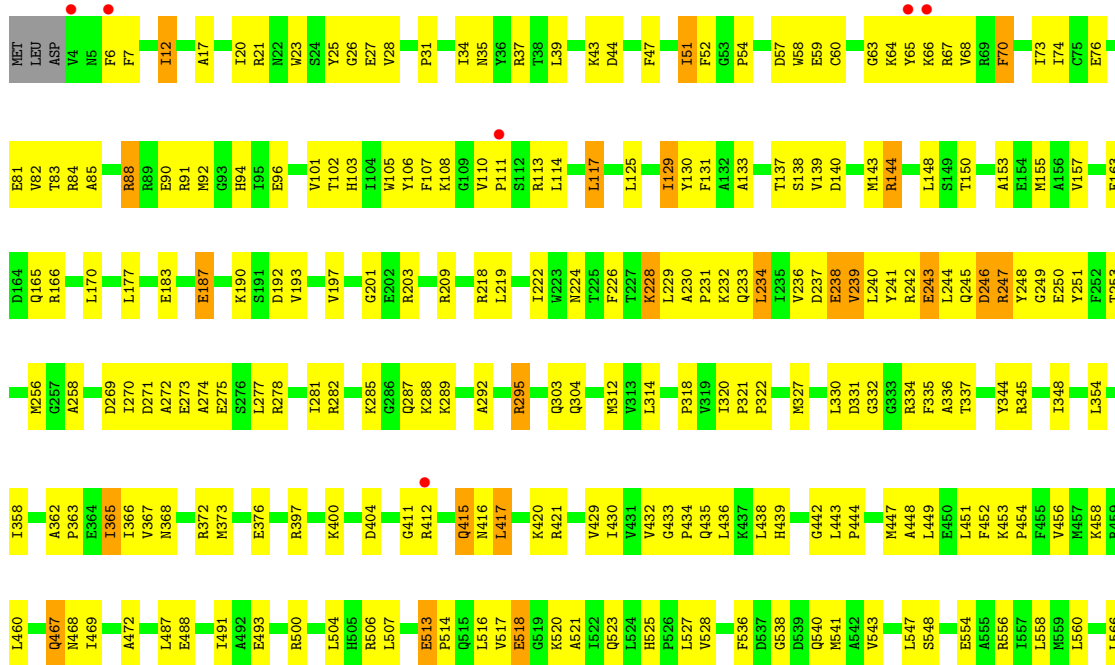
Continued from previous page...


Mol	Chain	Residues	Atoms		ZeroOcc	AltConf
14	O	13	Total 13	O 13	0	0
14	P	4	Total 4	O 4	0	0
14	T	1	Total 1	O 1	0	0



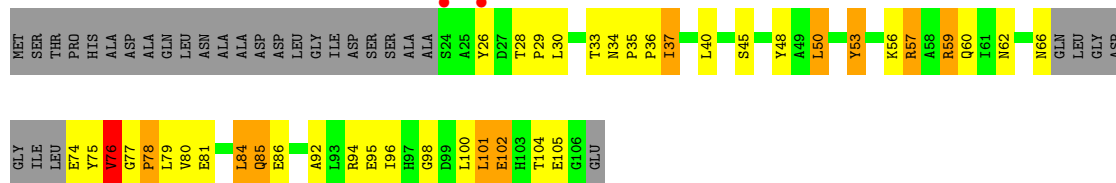
ILE	ASN	LEU	SER	ARG	ASN	GLU	SER	ALA
-----	-----	-----	-----	-----	-----	-----	-----	-----

• Molecule 4: DNA-directed RNA polymerase subunit beta'






• Molecule 5: DNA-directed RNA polymerase subunit omega



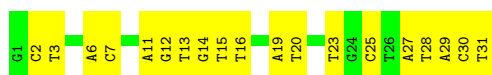
• Molecule 6: RNA polymerase sigma factor SigA





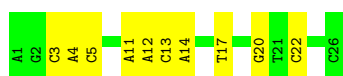
• Molecule 7: DNA (31-MER)

Chain O:



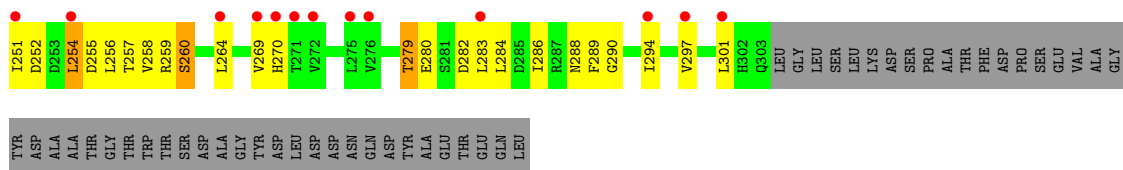
• Molecule 8: DNA (26-MER)

Chain P:



• Molecule 9: DNA-directed RNA polymerase subunit alpha

Chain T:



4 Data and refinement statistics i

Property	Value	Source
Space group	P 1 21 1	Depositor
Cell constants a, b, c, α , β , γ	133.01Å 161.63Å 139.21Å 90.00° 107.72° 90.00°	Depositor
Resolution (Å)	51.99 – 2.76 51.99 – 2.76	Depositor EDS
% Data completeness (in resolution range)	99.5 (51.99-2.76) 99.5 (51.99-2.76)	Depositor EDS
R_{merge}	0.23	Depositor
R_{sym}	(Not available)	Depositor
$\langle I/\sigma(I) \rangle$ ¹	1.16 (at 2.77Å)	Xtrriage
Refinement program	PHENIX (1.10.1_2155)	Depositor
R, R_{free}	0.240 , 0.281 0.245 , 0.283	Depositor DCC
R_{free} test set	141860 reflections (1.38%)	wwPDB-VP
Wilson B-factor (Å ²)	78.4	Xtrriage
Anisotropy	0.150	Xtrriage
Bulk solvent k_{sol} (e/Å ³), B_{sol} (Å ²)	0.30 , 46.9	EDS
L-test for twinning ²	$\langle L \rangle = 0.51$, $\langle L^2 \rangle = 0.35$	Xtrriage
Estimated twinning fraction	0.003 for l,-k,h	Xtrriage
F_o, F_c correlation	0.94	EDS
Total number of atoms	26631	wwPDB-VP
Average B, all atoms (Å ²)	86.0	wwPDB-VP

Xtrriage's analysis on translational NCS is as follows: *The largest off-origin peak in the Patterson function is 2.46% of the height of the origin peak. No significant pseudotranslation is detected.*

¹Intensities estimated from amplitudes.

²Theoretical values of $\langle |L| \rangle$, $\langle L^2 \rangle$ for acentric reflections are 0.5, 0.333 respectively for untwinned datasets, and 0.375, 0.2 for perfectly twinned datasets.

5 Model quality [i](#)

5.1 Standard geometry [i](#)

Bond lengths and bond angles in the following residue types are not validated in this section: EDO, ZN, SO4, MG

The Z score for a bond length (or angle) is the number of standard deviations the observed value is removed from the expected value. A bond length (or angle) with $|Z| > 5$ is considered an outlier worth inspection. RMSZ is the root-mean-square of all Z scores of the bond lengths (or angles).

Mol	Chain	Bond lengths		Bond angles	
		RMSZ	# Z >5	RMSZ	# Z >5
1	J	0.24	0/681	0.45	0/923
2	A	0.24	0/1641	0.48	0/2236
2	B	0.24	0/1693	0.48	0/2316
3	C	0.25	0/8394	0.47	1/11410 (0.0%)
4	D	0.25	0/9742	0.45	0/13189
5	E	0.24	0/604	0.45	0/822
6	F	0.23	0/2510	0.42	1/3389 (0.0%)
7	O	0.54	0/710	0.96	0/1095
8	P	0.56	0/589	0.95	0/906
9	T	0.24	0/379	0.39	0/515
All	All	0.27	0/26943	0.50	2/36801 (0.0%)

Chiral center outliers are detected by calculating the chiral volume of a chiral center and verifying if the center is modelled as a planar moiety or with the opposite hand. A planarity outlier is detected by checking planarity of atoms in a peptide group, atoms in a mainchain group or atoms of a sidechain that are expected to be planar.

Mol	Chain	#Chirality outliers	#Planarity outliers
1	J	0	1
3	C	0	5
All	All	0	6

There are no bond length outliers.

All (2) bond angle outliers are listed below:

Mol	Chain	Res	Type	Atoms	Z	Observed(°)	Ideal(°)
6	F	144	PRO	N-CA-CB	5.81	110.27	103.30
3	C	890	LEU	CA-CB-CG	5.20	127.26	115.30

There are no chirality outliers.

All (6) planarity outliers are listed below:

Mol	Chain	Res	Type	Group
3	C	1131	SER	Peptide
3	C	368	ARG	Peptide
3	C	433	GLN	Peptide
3	C	982	SER	Peptide
3	C	985	PRO	Peptide
1	J	70	PRO	Peptide

5.2 Too-close contacts [i](#)

In the following table, the Non-H and H(model) columns list the number of non-hydrogen atoms and hydrogen atoms in the chain respectively. The H(added) column lists the number of hydrogen atoms added and optimized by MolProbity. The Clashes column lists the number of clashes within the asymmetric unit, whereas Symm-Clashes lists symmetry-related clashes.

Mol	Chain	Non-H	H(model)	H(added)	Clashes	Symm-Clashes
1	J	667	0	649	48	0
2	A	1617	0	1636	178	0
2	B	1667	0	1636	198	0
3	C	8250	0	7989	690	1
4	D	9588	0	9552	634	1
5	E	592	0	583	54	0
6	F	2481	0	2481	137	0
7	O	634	0	350	34	0
8	P	526	0	296	16	0
9	T	377	0	348	30	0
10	C	15	0	0	2	0
10	D	20	0	0	2	0
10	F	25	0	0	1	0
11	C	8	12	12	1	0
11	D	12	18	18	3	0
11	F	4	6	6	1	0
12	D	2	0	0	0	0
13	D	1	0	0	0	0
14	A	3	0	0	1	0
14	B	1	0	0	1	0
14	C	17	0	0	8	0
14	D	51	0	0	7	0
14	E	2	0	0	0	0
14	F	16	0	0	2	0
14	J	1	0	0	0	0
14	O	13	0	0	4	0

Continued on next page...

Continued from previous page...

Mol	Chain	Non-H	H(model)	H(added)	Clashes	Symm-Clashes
14	P	4	0	0	0	0
14	T	1	0	0	1	0
All	All	26595	36	25556	1848	1

The all-atom clashscore is defined as the number of clashes found per 1000 atoms (including hydrogen atoms). The all-atom clashscore for this structure is 36.

All (1848) close contacts within the same asymmetric unit are listed below, sorted by their clash magnitude.

Atom-1	Atom-2	Interatomic distance (Å)	Clash overlap (Å)
2:B:184:GLU:HA	2:B:187:THR:HG22	1.28	1.16
3:C:940:ALA:HB1	3:C:941:ALA:HA	1.27	1.14
3:C:228:LEU:HD21	3:C:268:ILE:HG12	1.33	1.08
3:C:540:ASP:HB2	3:C:546:THR:HG23	1.30	1.08
3:C:176:VAL:HG12	3:C:195:VAL:HG22	1.36	1.06
4:D:641:ARG:HA	4:D:656:LYS:HE3	1.40	1.04
3:C:982:SER:HB3	3:C:983:THR:HG23	1.40	1.03
3:C:799:PRO:HA	3:C:823:VAL:HG12	1.36	1.03
4:D:1275:PRO:HG3	5:E:76:VAL:HG11	1.34	1.03
3:C:215:VAL:HG23	3:C:225:VAL:HA	1.39	1.02
3:C:710:LEU:HD22	3:C:1021:ILE:HD11	1.40	1.01
3:C:635:ALA:HB2	3:C:693:ILE:HD11	1.40	1.00
4:D:432:VAL:HG22	4:D:434:PRO:HD3	1.41	1.00
3:C:444:ARG:HH21	3:C:491:LEU:HD23	1.24	1.00
9:T:289:PHE:HE2	9:T:294:ILE:HG13	1.26	0.99
3:C:602:MET:HE1	3:C:883:LYS:HB3	1.39	0.98
2:A:31:GLY:HA2	2:A:192:LEU:HD23	1.46	0.97
4:D:1174:THR:HG23	4:D:1176:PHE:H	1.28	0.97
4:D:603:THR:HG22	4:D:604:LYS:HE2	1.49	0.95
3:C:478:GLU:OE2	3:C:604:ARG:NH2	1.98	0.94
2:A:1:MET:N	2:B:142:ARG:O	1.99	0.94
4:D:815:THR:HG22	4:D:820:LYS:HA	1.49	0.94
6:F:253:MET:HE3	6:F:297:MET:HA	1.50	0.94
4:D:951:LEU:HB3	4:D:956:ILE:HD11	1.50	0.93
3:C:191:HIS:HA	3:C:192:SER:HB3	1.47	0.93
3:C:41:VAL:O	3:C:624:ARG:NH2	2.01	0.92
6:F:308:VAL:HG21	7:O:23:DT:H71	1.49	0.92
3:C:217:ILE:HD11	3:C:272:LEU:HD11	1.52	0.92
3:C:338:ARG:HD2	3:C:346:MET:HG3	1.49	0.92
3:C:1132:ASP:HB3	3:C:1133:GLY:HA2	1.51	0.92
2:B:34:LEU:HD11	2:B:192:LEU:HD22	1.52	0.91

Continued on next page...

Continued from previous page...

Atom-1	Atom-2	Interatomic distance (Å)	Clash overlap (Å)
3:C:783:ILE:HD12	3:C:783:ILE:H	1.34	0.91
4:D:327:MET:HG3	4:D:337:THR:HB	1.51	0.91
2:B:63:PHE:CE2	4:D:603:THR:HG23	2.05	0.90
3:C:935:TRP:HA	3:C:983:THR:HG23	1.51	0.90
2:A:89:ASP:CB	2:A:90:ASP:HA	2.00	0.90
2:B:84:VAL:HB	2:B:199:LYS:HD3	1.53	0.90
3:C:92:GLY:O	3:C:133:ASN:ND2	2.06	0.89
5:E:86:GLU:OE2	5:E:94:ARG:NH1	2.06	0.89
6:F:211:LEU:HB2	6:F:216:ARG:HD2	1.54	0.89
3:C:454:LEU:HD22	3:C:459:ALA:HB2	1.55	0.89
3:C:508:ARG:HD3	3:C:515:VAL:HG11	1.54	0.88
6:F:324:LEU:HD23	6:F:328:LEU:HD13	1.54	0.88
2:A:98:ARG:HG2	2:A:135:GLU:HG2	1.54	0.88
2:B:153:LYS:N	2:B:154:ALA:HA	1.86	0.88
3:C:150:MET:HA	3:C:150:MET:HE2	1.55	0.88
3:C:77:LEU:HD11	3:C:124:LEU:HD11	1.54	0.88
3:C:159:ILE:HB	3:C:164:ARG:HD2	1.56	0.87
4:D:930:ASP:O	4:D:933:GLY:HA3	1.74	0.87
3:C:758:GLU:HG2	3:C:798:THR:HG22	1.54	0.87
3:C:510:VAL:N	3:C:568:ASP:O	2.08	0.87
2:A:152:ASN:HB2	2:A:157:ALA:HB3	1.57	0.87
2:B:152:ASN:C	2:B:154:ALA:HA	1.96	0.87
1:J:31:ARG:NH2	1:J:39:GLU:OE1	2.08	0.86
3:C:584:MET:HA	3:C:619:THR:HG21	1.55	0.86
4:D:668:GLY:HA2	4:D:671:MET:HE2	1.55	0.86
3:C:649:ILE:HD11	3:C:679:PRO:HB3	1.57	0.86
4:D:1174:THR:HG21	4:D:1176:PHE:HB2	1.58	0.86
4:D:1071:ASP:HB2	4:D:1073:GLY:N	1.91	0.86
4:D:269:ASP:HB3	4:D:272:ALA:HB3	1.58	0.86
4:D:442:GLY:HA3	4:D:523:GLN:HB2	1.56	0.86
4:D:740:GLN:HE21	4:D:740:GLN:H	1.22	0.86
3:C:938:ASP:O	3:C:944:PRO:HD3	1.76	0.85
4:D:365:ILE:H	4:D:365:ILE:HD12	1.40	0.85
4:D:655:TRP:HA	4:D:655:TRP:CE3	2.09	0.85
2:B:21:PHE:HB2	2:B:194:ILE:HG22	1.59	0.85
4:D:1088:ARG:HG2	4:D:1089:VAL:H	1.42	0.85
2:B:6:ARG:O	2:B:25:PRO:HD2	1.77	0.85
6:F:253:MET:CE	6:F:300:GLN:HB2	2.06	0.85
3:C:170:LEU:HA	3:C:369:LEU:H	1.42	0.84
2:B:32:TYR:HB3	3:C:1005:ARG:HG3	1.57	0.84
2:B:95:MET:HG2	2:B:113:PRO:HD2	1.60	0.84

Continued on next page...

Continued from previous page...

Atom-1	Atom-2	Interatomic distance (Å)	Clash overlap (Å)
2:A:157:ALA:HB1	2:A:161:ARG:HD2	1.57	0.84
6:F:280:LYS:HG2	7:O:30:DC:OP2	1.76	0.84
4:D:599:TYR:HB2	4:D:610:GLY:HA3	1.56	0.84
3:C:981:GLY:O	3:C:982:SER:OG	1.95	0.83
3:C:1048:LEU:HD23	3:C:1048:LEU:H	1.44	0.83
2:B:64:THR:O	2:B:65:THR:OG1	1.95	0.83
3:C:379:GLN:HG2	3:C:421:PHE:HB2	1.61	0.83
4:D:901:ALA:H	4:D:912:ASP:HB2	1.44	0.83
9:T:289:PHE:CE2	9:T:294:ILE:HG13	2.12	0.83
3:C:574:PRO:O	3:C:575:ARG:HG2	1.79	0.82
3:C:940:ALA:HB1	3:C:941:ALA:CA	2.09	0.82
4:D:1174:THR:HG23	4:D:1176:PHE:N	1.94	0.82
3:C:718:GLU:H	4:D:724:THR:HG21	1.45	0.82
4:D:612:TYR:HB2	4:D:635:VAL:HG12	1.59	0.82
3:C:1059:PHE:HZ	3:C:1067:MET:HE3	1.44	0.82
4:D:929:VAL:HG12	4:D:935:VAL:HG22	1.60	0.82
4:D:818:GLY:O	4:D:838:SER:HB3	1.79	0.81
2:B:151:GLN:HG2	2:B:154:ALA:HB1	1.63	0.81
4:D:12:ILE:HD11	4:D:1221:TRP:CD2	2.16	0.81
4:D:1275:PRO:HB3	5:E:79:LEU:HD11	1.62	0.81
2:B:100:GLN:HA	2:B:133:LYS:HA	1.62	0.81
7:O:28:DT:H2''	7:O:29:DA:H5'	1.62	0.81
4:D:573:PRO:HG2	4:D:576:MET:HE3	1.63	0.81
5:E:85:GLN:HE21	5:E:85:GLN:H	1.29	0.81
2:A:48:GLY:HA2	2:A:49:ALA:HB3	1.61	0.81
3:C:540:ASP:CB	3:C:546:THR:HG23	2.11	0.81
3:C:445:ARG:NH2	14:C:1304:HOH:O	2.13	0.80
4:D:643:PRO:O	4:D:647:GLU:HB3	1.80	0.80
6:F:253:MET:HE2	6:F:300:GLN:HB2	1.61	0.80
4:D:1248:GLY:O	4:D:1252:ASN:ND2	2.14	0.80
1:J:102:LEU:O	1:J:105:ILE:HG22	1.81	0.79
2:A:181:THR:N	2:A:189:PHE:O	2.15	0.79
3:C:148:PHE:HE1	3:C:380:ILE:HD11	1.46	0.79
4:D:642:PRO:HD3	4:D:656:LYS:HG2	1.63	0.79
4:D:1171:SER:CA	4:D:1174:THR:HG22	2.12	0.79
3:C:412:ARG:HD2	6:F:322:ARG:HE	1.47	0.79
7:O:11:DA:H2''	7:O:12:DG:H5''	1.64	0.79
2:B:18:ARG:HG3	2:B:197:GLU:HG3	1.64	0.79
4:D:47:PHE:O	4:D:88:ARG:NH2	2.15	0.79
2:A:152:ASN:CB	2:A:157:ALA:HB3	2.13	0.79
3:C:348:VAL:HB	3:C:351:GLY:HA3	1.65	0.79

Continued on next page...

Continued from previous page...

Atom-1	Atom-2	Interatomic distance (Å)	Clash overlap (Å)
5:E:84:LEU:H	5:E:84:LEU:HD12	1.46	0.78
4:D:599:TYR:CE1	4:D:601:ALA:HB2	2.18	0.78
2:A:40:ARG:HD3	2:B:33:THR:HG22	1.65	0.78
3:C:891:PRO:HB2	3:C:893:GLU:HG2	1.64	0.78
6:F:454:HIS:ND1	6:F:455:PRO:HD2	1.98	0.78
2:A:86:SER:OG	2:A:119:HIS:NE2	2.14	0.78
3:C:88:GLU:HG2	3:C:92:GLY:HA2	1.65	0.78
4:D:641:ARG:CA	4:D:656:LYS:HE3	2.13	0.78
3:C:51:SER:OG	3:C:373:GLY:N	2.14	0.78
4:D:12:ILE:HD11	4:D:1221:TRP:CE3	2.19	0.78
3:C:1138:MET:O	3:C:1139:ARG:HG3	1.84	0.78
4:D:937:ILE:HD12	4:D:951:LEU:HG	1.65	0.77
4:D:111:PRO:O	4:D:113:ARG:NH1	2.16	0.77
4:D:26:GLY:HA3	4:D:51:ILE:HG22	1.65	0.77
2:A:56:ILE:HB	2:A:59:VAL:HG22	1.67	0.77
2:A:86:SER:HG	2:A:119:HIS:HE2	1.29	0.77
2:B:170:PRO:HB2	2:B:202:ILE:HD11	1.66	0.77
3:C:593:ALA:HB2	4:D:852:THR:HG22	1.67	0.77
3:C:763:ASP:HB3	3:C:821:ARG:HH22	1.50	0.77
5:E:30:LEU:O	5:E:33:THR:HG22	1.85	0.77
3:C:637:LYS:HD2	3:C:659:GLN:HE22	1.49	0.77
9:T:279:THR:HG23	9:T:282:ASP:HB2	1.67	0.77
1:J:68:ASP:HA	1:J:69:VAL:HB	1.66	0.77
4:D:962:ARG:NH1	4:D:977:CYS:SG	2.58	0.77
3:C:1003:ASP:OD1	3:C:1006:SER:N	2.17	0.77
6:F:404:THR:O	6:F:457:ARG:NH2	2.18	0.77
4:D:444:PRO:HG3	4:D:521:ALA:O	1.84	0.76
3:C:940:ALA:CB	3:C:941:ALA:HA	2.11	0.76
4:D:573:PRO:HG2	4:D:576:MET:CE	2.15	0.76
4:D:735:VAL:HG12	4:D:840:ARG:HD2	1.66	0.76
7:O:14:DG:H2''	7:O:15:DT:OP2	1.84	0.76
4:D:1168:ILE:HD13	4:D:1176:PHE:HB3	1.65	0.76
4:D:901:ALA:HB2	4:D:911:ARG:HA	1.66	0.76
4:D:487:LEU:HG	4:D:491:ILE:HD12	1.67	0.76
6:F:201:LEU:HD11	6:F:219:MET:HB3	1.67	0.76
2:B:32:TYR:HE1	2:B:178:VAL:HG21	1.50	0.75
2:B:184:GLU:CA	2:B:187:THR:HG22	2.14	0.75
3:C:720:HIS:O	4:D:432:VAL:HG11	1.86	0.75
3:C:773:ALA:O	3:C:782:ARG:NH2	2.20	0.75
3:C:935:TRP:HA	3:C:983:THR:CG2	2.16	0.75
4:D:772:SER:O	4:D:776:ILE:HG13	1.87	0.75

Continued on next page...

Continued from previous page...

Atom-1	Atom-2	Interatomic distance (Å)	Clash overlap (Å)
4:D:822:LEU:HD23	4:D:834:PRO:HA	1.67	0.75
4:D:1009:LEU:HD12	4:D:1146:GLN:HG3	1.67	0.75
4:D:951:LEU:HB3	4:D:956:ILE:CD1	2.15	0.75
2:B:26:LEU:HD11	2:B:34:LEU:HD21	1.69	0.75
4:D:417:LEU:HG	4:D:1254:ILE:HG23	1.67	0.75
2:A:28:PRO:HA	2:A:190:ASP:OD2	1.87	0.74
3:C:215:VAL:HG12	3:C:217:ILE:CG2	2.16	0.74
4:D:277:LEU:HD11	4:D:295:ARG:HG2	1.67	0.74
3:C:509:LYS:O	3:C:516:THR:HG22	1.87	0.74
3:C:205:PHE:CE1	3:C:215:VAL:HG13	2.22	0.74
4:D:139:VAL:HG12	4:D:231:PRO:HD3	1.69	0.74
9:T:264:LEU:HB3	9:T:269:VAL:CG2	2.18	0.74
4:D:796:ASN:HD21	4:D:798:ILE:HB	1.53	0.74
3:C:204:GLU:OE1	3:C:216:ARG:NH1	2.19	0.74
4:D:721:TYR:O	4:D:725:ARG:HG2	1.86	0.74
4:D:644:THR:HA	4:D:647:GLU:OE1	1.88	0.74
7:O:6:DA:H2 ^{''}	7:O:7:DC:H5 [']	1.69	0.74
3:C:191:HIS:HA	3:C:192:SER:CB	2.17	0.74
3:C:720:HIS:CE1	3:C:888:LYS:HD3	2.23	0.74
2:A:66:VAL:O	2:A:69:VAL:HG22	1.87	0.74
2:B:24:GLU:OE2	2:B:191:LYS:HD3	1.87	0.74
3:C:235:THR:N	3:C:238:GLN:OE1	2.20	0.74
3:C:361:ILE:H	3:C:361:ILE:HD12	1.53	0.74
4:D:590:THR:HG21	4:D:630:ARG:HH21	1.53	0.74
4:D:859:LEU:O	4:D:862:THR:HG22	1.87	0.74
4:D:237:ASP:HB3	4:D:240:LEU:HB3	1.70	0.73
4:D:596:THR:HG22	4:D:626:ALA:O	1.88	0.73
8:P:11:DA:H2 ^{''}	8:P:12:DA:O5 [']	1.88	0.73
3:C:742:HIS:CD2	3:C:868:ARG:HG3	2.23	0.73
4:D:642:PRO:HG3	4:D:661:TRP:CE2	2.22	0.73
2:A:14:VAL:HG13	2:A:18:ARG:HG3	1.68	0.73
3:C:231:ALA:HB1	3:C:265:LEU:CD1	2.17	0.73
3:C:494:TYR:HB3	3:C:506:PRO:HG3	1.69	0.73
3:C:132:ASN:HB3	3:C:135:THR:HG22	1.68	0.73
2:B:22:VAL:HG12	2:B:193:ILE:HD12	1.70	0.73
2:B:158:GLU:HB3	2:B:161:ARG:HB2	1.70	0.73
3:C:728:LEU:CD2	3:C:906:ILE:HG22	2.19	0.73
2:A:14:VAL:HG12	2:A:19:SER:HA	1.69	0.73
2:B:181:THR:O	2:B:189:PHE:N	2.20	0.73
3:C:578:VAL:HG13	3:C:582:THR:HB	1.70	0.73
3:C:1018:TYR:O	14:C:1302:HOH:O	2.04	0.73

Continued on next page...

Continued from previous page...

Atom-1	Atom-2	Interatomic distance (Å)	Clash overlap (Å)
4:D:238:GLU:HA	4:D:241:TYR:HB3	1.69	0.73
4:D:26:GLY:HA3	4:D:51:ILE:CG2	2.19	0.73
4:D:1069:PRO:HG2	4:D:1073:GLY:H	1.54	0.73
8:P:13:DC:H2''	8:P:14:DA:C8	2.24	0.73
3:C:249:MET:O	3:C:253:LEU:HD23	1.89	0.72
3:C:939:VAL:CG2	3:C:940:ALA:HA	2.19	0.72
4:D:655:TRP:HA	4:D:655:TRP:HE3	1.52	0.72
6:F:253:MET:HE3	6:F:297:MET:CA	2.17	0.72
3:C:47:VAL:HG23	3:C:497:VAL:HG21	1.71	0.72
3:C:637:LYS:HD2	3:C:659:GLN:NE2	2.03	0.72
4:D:344:TYR:O	4:D:348:ILE:HG22	1.89	0.72
3:C:636:ASP:OD1	3:C:636:ASP:N	2.21	0.72
3:C:984:LEU:HB2	3:C:985:PRO:HA	1.70	0.72
4:D:106:TYR:HB3	4:D:312:MET:CE	2.20	0.72
2:B:2:LEU:CB	2:B:231:HIS:HA	2.19	0.72
2:A:48:GLY:CA	2:A:49:ALA:HB3	2.19	0.72
3:C:87:ILE:HD12	3:C:388:GLU:HG3	1.69	0.72
4:D:587:TYR:O	4:D:590:THR:HG22	1.89	0.72
3:C:426:GLN:HE21	3:C:451:PRO:HD3	1.55	0.72
4:D:527:LEU:HD22	4:D:575:ALA:O	1.89	0.72
7:O:19:DA:H2''	7:O:20:DT:O5'	1.88	0.72
3:C:205:PHE:HE1	3:C:215:VAL:HG13	1.55	0.72
3:C:982:SER:OG	14:C:1303:HOH:O	2.06	0.71
4:D:488:GLU:HG3	4:D:516:LEU:HD12	1.71	0.71
3:C:444:ARG:NH2	3:C:492:SER:O	2.23	0.71
3:C:1130:SER:HB3	3:C:1132:ASP:O	1.90	0.71
3:C:239:ILE:HG21	3:C:253:LEU:HD22	1.71	0.71
3:C:496:ARG:NH2	3:C:504:GLU:OE1	2.23	0.71
3:C:845:SER:N	3:C:850:ASP:OD2	2.21	0.71
7:O:15:DT:OP1	9:T:258:VAL:HG21	1.89	0.71
3:C:482:GLY:O	3:C:485:ILE:HG13	1.90	0.71
3:C:936:ASN:HD22	3:C:937:ILE:H	1.37	0.71
3:C:1086:ASP:O	3:C:1090:ARG:HG2	1.90	0.71
4:D:278:ARG:O	4:D:281:ILE:HG13	1.90	0.71
3:C:494:TYR:HD2	3:C:572:VAL:HG21	1.55	0.71
2:A:11:GLU:OE1	2:A:205:ARG:NE	2.22	0.71
3:C:780:ILE:HD11	3:C:841:ILE:HD13	1.73	0.71
4:D:138:SER:HB3	4:D:253:THR:OG1	1.90	0.71
4:D:527:LEU:HD21	4:D:581:MET:HE1	1.72	0.71
5:E:45:SER:OG	5:E:105:GLU:OE2	2.01	0.71
4:D:113:ARG:HB2	4:D:312:MET:HE3	1.72	0.71

Continued on next page...

Continued from previous page...

Atom-1	Atom-2	Interatomic distance (Å)	Clash overlap (Å)
4:D:155:MET:CE	4:D:219:LEU:HB3	2.20	0.71
6:F:308:VAL:HG22	14:F:607:HOH:O	1.91	0.71
6:F:320:ILE:HG23	6:F:340:GLU:HG2	1.72	0.71
3:C:250:MET:HA	3:C:253:LEU:HD21	1.73	0.70
6:F:397:GLN:O	6:F:401:VAL:HG23	1.90	0.70
3:C:508:ARG:HD3	3:C:515:VAL:CG1	2.21	0.70
3:C:613:GLU:HB3	3:C:708:LYS:HD3	1.71	0.70
1:J:91:VAL:HG22	1:J:92:GLU:OE1	1.92	0.70
3:C:711:LEU:HD23	3:C:904:VAL:HA	1.73	0.70
3:C:44:LEU:HD13	3:C:440:LEU:HD21	1.72	0.70
6:F:164:ASP:OD1	6:F:166:VAL:HG22	1.91	0.70
3:C:328:ASP:O	3:C:332:THR:HG23	1.92	0.70
3:C:1026:HIS:HB3	3:C:1031:LYS:HE3	1.74	0.70
3:C:102:ARG:NH2	3:C:127:THR:OG1	2.23	0.70
3:C:1045:GLN:HG2	3:C:1087:THR:HG22	1.73	0.70
3:C:1100:GLY:HA3	4:D:458:LYS:HE3	1.74	0.70
4:D:238:GLU:OE2	4:D:242:ARG:NH2	2.23	0.70
3:C:1068:GLN:NE2	4:D:1249:LEU:HD13	2.07	0.70
1:J:79:ARG:NH2	7:O:25:DC:OP1	2.25	0.70
3:C:265:LEU:HD11	3:C:287:LEU:HD12	1.73	0.70
3:C:728:LEU:HB2	3:C:889:ILE:HG12	1.73	0.69
3:C:982:SER:HB3	3:C:983:THR:CG2	2.21	0.69
4:D:1166:VAL:HA	4:D:1207:VAL:HG23	1.74	0.69
9:T:256:LEU:HD22	9:T:297:VAL:HG22	1.74	0.69
2:B:63:PHE:HE2	4:D:603:THR:HG23	1.53	0.69
3:C:390:VAL:O	3:C:394:ARG:HB2	1.92	0.69
3:C:1108:ILE:H	3:C:1108:ILE:HD12	1.55	0.69
4:D:951:LEU:C	4:D:956:ILE:HD11	2.13	0.69
4:D:1232:ARG:NH1	4:D:1236:ASP:OD2	2.24	0.69
2:A:38:LEU:HD13	2:A:208:LEU:HD11	1.75	0.69
2:B:30:PHE:HA	2:B:33:THR:HG23	1.72	0.69
5:E:26:TYR:HE1	5:E:29:PRO:HD3	1.57	0.69
3:C:299:LEU:HB3	3:C:323:THR:HA	1.74	0.69
3:C:531:VAL:HG13	3:C:552:VAL:CG2	2.22	0.69
4:D:668:GLY:HA2	4:D:671:MET:CE	2.22	0.69
6:F:399:GLN:O	6:F:403:GLU:HG2	1.92	0.69
3:C:246:SER:CB	3:C:337:VAL:HG11	2.22	0.69
3:C:52:PHE:HZ	3:C:150:MET:HE2	1.57	0.69
3:C:575:ARG:HE	3:C:967:VAL:HG22	1.57	0.69
3:C:754:LYS:HE2	3:C:754:LYS:H	1.58	0.69
2:B:47:PRO:HA	2:B:144:ARG:HG3	1.74	0.69

Continued on next page...

Continued from previous page...

Atom-1	Atom-2	Interatomic distance (Å)	Clash overlap (Å)
2:B:182:ARG:N	2:B:186:ARG:O	2.25	0.69
2:B:32:TYR:CB	3:C:1005:ARG:HG3	2.23	0.69
2:B:216:VAL:HG13	2:B:217:GLU:H	1.58	0.69
3:C:776:ASP:HB2	3:C:777:GLU:OE1	1.93	0.69
7:O:28:DT:OP1	14:O:101:HOH:O	2.11	0.69
2:A:94:THR:HG22	2:A:139:VAL:HG22	1.74	0.68
3:C:732:LEU:HA	3:C:737:VAL:CG1	2.23	0.68
4:D:1174:THR:HA	4:D:1175:GLU:CB	2.22	0.68
6:F:253:MET:CE	6:F:297:MET:HA	2.21	0.68
2:A:106:THR:HA	2:A:125:ILE:HD13	1.75	0.68
3:C:727:ILE:HG22	3:C:888:LYS:HB3	1.73	0.68
4:D:230:ALA:N	4:D:233:GLN:OE1	2.23	0.68
4:D:622:MET:CE	4:D:629:VAL:HG22	2.23	0.68
3:C:507:TYR:OH	3:C:527:GLU:OE2	2.10	0.68
3:C:910:THR:HG23	4:D:730:VAL:HG23	1.75	0.68
4:D:106:TYR:HB3	4:D:312:MET:HE3	1.74	0.68
4:D:647:GLU:HB2	4:D:655:TRP:CZ3	2.29	0.68
2:B:3:ILE:HA	2:B:232:ILE:CB	2.24	0.68
3:C:148:PHE:CE1	3:C:380:ILE:HD11	2.29	0.68
3:C:754:LYS:H	3:C:754:LYS:CE	2.07	0.68
5:E:35:PRO:HG2	5:E:40:LEU:HD11	1.76	0.68
2:A:158:GLU:H	2:A:161:ARG:HH11	1.42	0.68
4:D:708:VAL:O	4:D:712:VAL:HG23	1.93	0.68
3:C:650:THR:HG22	3:C:660:SER:OG	1.93	0.68
4:D:400:LYS:HE3	4:D:404:ASP:HB3	1.76	0.68
4:D:931:ALA:HB1	4:D:932:ASN:HD22	1.59	0.68
8:P:11:DA:H2''	8:P:12:DA:C5'	2.24	0.68
3:C:1098:VAL:HG11	4:D:469:ILE:HD12	1.75	0.67
4:D:73:ILE:O	4:D:82:VAL:HG12	1.94	0.67
1:J:42:VAL:HG13	4:D:74:ILE:HD12	1.75	0.67
3:C:191:HIS:HB2	3:C:336:LEU:HD21	1.76	0.67
3:C:239:ILE:CG2	3:C:253:LEU:HD22	2.24	0.67
3:C:851:GLU:O	3:C:852:LEU:HG	1.94	0.67
6:F:330:ARG:NH2	6:F:336:GLU:OE2	2.25	0.67
4:D:599:TYR:CB	4:D:610:GLY:HA3	2.25	0.67
4:D:648:ALA:O	4:D:652:GLU:HB2	1.93	0.67
3:C:613:GLU:O	3:C:705:ALA:HB1	1.94	0.67
4:D:603:THR:CG2	4:D:604:LYS:HE2	2.23	0.67
1:J:89:ARG:NH2	6:F:276:THR:HG23	2.09	0.67
2:B:74:THR:HG21	4:D:611:VAL:HG11	1.74	0.67
3:C:45:LEU:HD12	3:C:628:ASP:O	1.94	0.67

Continued on next page...

Continued from previous page...

Atom-1	Atom-2	Interatomic distance (Å)	Clash overlap (Å)
1:J:64:LEU:HD22	1:J:66:GLU:H	1.58	0.67
2:A:33:THR:HG21	2:B:37:SER:HA	1.76	0.67
3:C:426:GLN:NE2	3:C:450:GLY:HA2	2.09	0.67
3:C:1028:VAL:O	3:C:1032:ILE:HG22	1.94	0.67
6:F:254:ALA:HA	10:F:502:SO4:O3	1.95	0.67
4:D:588:LEU:HD22	4:D:668:GLY:HA3	1.77	0.67
4:D:878:ASP:OD2	4:D:1250:LYS:NZ	2.28	0.67
7:O:27:DA:OP1	14:O:102:HOH:O	2.13	0.67
3:C:467:HIS:CG	3:C:468:PRO:HD2	2.30	0.67
3:C:250:MET:HA	3:C:253:LEU:CD2	2.25	0.66
3:C:667:ALA:N	14:C:1301:HOH:O	2.03	0.66
3:C:710:LEU:HD13	3:C:1021:ILE:HG12	1.76	0.66
4:D:1168:ILE:O	4:D:1178:PRO:HA	1.95	0.66
5:E:57:ARG:NE	5:E:95:GLU:OE1	2.23	0.66
4:D:826:PRO:HD3	4:D:853:HIS:ND1	2.10	0.66
2:B:79:ASN:OD1	4:D:636:ARG:NH2	2.24	0.66
3:C:77:LEU:CD1	3:C:124:LEU:HD11	2.25	0.66
3:C:533:ALA:HB2	3:C:567:VAL:HG11	1.77	0.66
3:C:872:ASP:OD1	3:C:872:ASP:N	2.17	0.66
3:C:1059:PHE:CZ	3:C:1067:MET:HE3	2.30	0.66
3:C:1062:MET:HE3	14:C:1308:HOH:O	1.94	0.66
4:D:647:GLU:HG2	4:D:648:ALA:N	2.11	0.66
4:D:1174:THR:CG2	4:D:1176:PHE:HB2	2.25	0.66
2:B:105:VAL:HB	2:B:125:ILE:HG23	1.78	0.66
2:B:120:ASN:ND2	2:B:123:MET:SD	2.67	0.66
4:D:578:ARG:HB2	11:D:2008:EDO:C2	2.26	0.66
4:D:599:TYR:CZ	4:D:601:ALA:HB2	2.30	0.66
2:B:32:TYR:CG	3:C:1005:ARG:HG3	2.29	0.66
3:C:799:PRO:CA	3:C:823:VAL:HG12	2.21	0.66
4:D:780:ALA:O	4:D:784:VAL:HG22	1.95	0.66
6:F:219:MET:HA	6:F:219:MET:HE2	1.78	0.66
2:B:32:TYR:CE1	2:B:178:VAL:HG21	2.30	0.66
3:C:250:MET:O	3:C:253:LEU:HG	1.96	0.66
4:D:706:ILE:HD12	5:E:36:PRO:HB3	1.76	0.66
3:C:796:LYS:HB3	3:C:826:THR:O	1.95	0.66
4:D:1079:ASP:N	4:D:1079:ASP:OD1	2.28	0.66
3:C:454:LEU:HD22	3:C:459:ALA:CB	2.24	0.66
2:A:177:LYS:HE2	2:A:193:ILE:HD11	1.77	0.66
2:B:43:LEU:HD12	2:B:171:VAL:HG23	1.78	0.66
3:C:721:ASN:HD22	3:C:727:ILE:HD11	1.61	0.66
4:D:889:ASP:OD2	4:D:891:GLU:N	2.29	0.66

Continued on next page...

Continued from previous page...

Atom-1	Atom-2	Interatomic distance (Å)	Clash overlap (Å)
3:C:712:VAL:HB	3:C:906:ILE:HD11	1.76	0.65
3:C:44:LEU:CD1	3:C:440:LEU:HD21	2.25	0.65
3:C:1103:ILE:HD12	4:D:548:SER:HA	1.78	0.65
4:D:59:GLU:OE2	4:D:66:LYS:NZ	2.29	0.65
4:D:139:VAL:CG1	4:D:231:PRO:HD3	2.26	0.65
2:A:66:VAL:HB	2:A:69:VAL:HG21	1.77	0.65
2:B:143:GLY:HA3	2:B:168:TYR:CD1	2.31	0.65
4:D:881:GLN:HE22	4:D:1250:LYS:HE2	1.62	0.65
4:D:1074:GLU:O	14:D:2102:HOH:O	2.12	0.65
2:A:177:LYS:HE2	2:A:193:ILE:CD1	2.26	0.65
2:A:157:ALA:CB	2:A:161:ARG:HD2	2.25	0.65
3:C:176:VAL:HG12	3:C:195:VAL:CG2	2.23	0.65
4:D:642:PRO:CD	4:D:656:LYS:HG2	2.27	0.65
4:D:218:ARG:O	4:D:222:ILE:HG13	1.96	0.65
4:D:924:LEU:HD21	4:D:943:LEU:HD11	1.78	0.65
5:E:40:LEU:HB3	5:E:50:LEU:HD11	1.79	0.65
2:A:89:ASP:CB	2:A:90:ASP:CA	2.75	0.65
3:C:772:LEU:HA	3:C:775:LEU:HD22	1.79	0.65
4:D:320:ILE:HG12	4:D:321:PRO:HD2	1.79	0.65
4:D:527:LEU:HD21	4:D:581:MET:CE	2.26	0.65
4:D:980:ARG:HD3	4:D:985:GLY:O	1.98	0.64
7:O:12:DG:N7	14:O:104:HOH:O	2.30	0.64
2:A:33:THR:CG2	2:B:37:SER:HA	2.28	0.64
3:C:338:ARG:HD3	3:C:343:GLN:NE2	2.11	0.64
3:C:434:ASN:O	3:C:608:PRO:HD3	1.97	0.64
3:C:480:PRO:O	3:C:485:ILE:HG12	1.97	0.64
3:C:710:LEU:CD2	3:C:1021:ILE:HD11	2.23	0.64
4:D:193:VAL:O	4:D:197:VAL:HG23	1.97	0.64
2:A:24:GLU:CD	2:A:191:LYS:HD3	2.18	0.64
3:C:236:ASN:OD1	3:C:253:LEU:HD13	1.97	0.64
7:O:19:DA:H4'	7:O:20:DT:OP1	1.96	0.64
3:C:1072:ALA:HB1	4:D:554:GLU:OE2	1.97	0.64
4:D:661:TRP:HZ3	4:D:663:ALA:HB2	1.62	0.64
4:D:956:ILE:HD12	4:D:956:ILE:O	1.98	0.64
4:D:1171:SER:HA	4:D:1174:THR:HG22	1.78	0.64
6:F:451:LYS:O	6:F:454:HIS:HB3	1.98	0.64
3:C:531:VAL:HG13	3:C:552:VAL:HG23	1.80	0.64
10:C:1203:SO4:O1	4:D:540:GLN:NE2	2.30	0.64
4:D:363:PRO:HB2	4:D:365:ILE:CD1	2.27	0.64
6:F:345:PRO:O	6:F:348:VAL:HG13	1.98	0.64
3:C:215:VAL:HG12	3:C:217:ILE:HG23	1.80	0.64

Continued on next page...

Continued from previous page...

Atom-1	Atom-2	Interatomic distance (Å)	Clash overlap (Å)
3:C:348:VAL:HB	3:C:351:GLY:CA	2.27	0.64
3:C:771:VAL:HG23	3:C:772:LEU:CD1	2.27	0.64
4:D:237:ASP:OD1	4:D:239:VAL:HG13	1.98	0.64
4:D:438:LEU:HA	4:D:525:HIS:CD2	2.33	0.64
4:D:614:SER:HB2	4:D:615:PRO:HD2	1.78	0.64
4:D:627:LEU:HD13	4:D:667:LEU:HD12	1.80	0.64
2:A:42:LEU:O	2:A:171:VAL:HG11	1.98	0.64
2:B:198:THR:HG21	2:B:202:ILE:HD12	1.80	0.64
2:A:40:ARG:NH1	2:B:33:THR:HG22	2.13	0.64
3:C:477:ILE:CD1	4:D:852:THR:HG21	2.28	0.64
3:C:846:ARG:N	3:C:857:ASN:O	2.28	0.64
2:B:30:PHE:HA	2:B:33:THR:CG2	2.28	0.63
3:C:981:GLY:O	14:C:1303:HOH:O	2.15	0.63
4:D:21:ARG:NE	4:D:96:GLU:OE2	2.26	0.63
4:D:642:PRO:HG3	4:D:661:TRP:CD2	2.32	0.63
4:D:846:LEU:O	4:D:850:ILE:HG12	1.98	0.63
3:C:729:SER:OG	3:C:905:ASP:HA	1.99	0.63
4:D:6:PHE:CD1	4:D:1257:LYS:HE3	2.34	0.63
6:F:338:ALA:HB1	6:F:343:ILE:O	1.98	0.63
3:C:135:THR:HG23	3:C:137:GLU:H	1.64	0.63
4:D:190:LYS:HE3	4:D:193:VAL:HG23	1.81	0.63
8:P:11:DA:H4'	8:P:12:DA:OP1	1.98	0.63
3:C:765:PRO:HD2	3:C:825:ASP:HB2	1.79	0.63
6:F:462:ARG:NH1	6:F:465:LEU:HD12	2.14	0.63
2:A:14:VAL:CG1	2:A:18:ARG:HG3	2.29	0.63
5:E:29:PRO:HG2	5:E:34:ASN:HB2	1.80	0.63
3:C:718:GLU:H	4:D:724:THR:CG2	2.11	0.63
4:D:31:PRO:HB2	4:D:345:ARG:HG2	1.81	0.63
6:F:253:MET:HE1	6:F:300:GLN:HB2	1.80	0.63
1:J:96:GLU:O	1:J:100:GLU:HG3	1.99	0.63
4:D:190:LYS:NZ	4:D:192:ASP:HB3	2.13	0.63
2:A:40:ARG:NH2	3:C:894:ASP:OD2	2.32	0.63
4:D:1119:PRO:HA	4:D:1122:VAL:CG1	2.28	0.63
6:F:181:ALA:O	6:F:185:VAL:HG23	1.99	0.63
2:B:95:MET:HG2	2:B:113:PRO:CD	2.29	0.62
3:C:203:LEU:HD13	3:C:217:ILE:HG22	1.80	0.62
3:C:876:LEU:HD13	3:C:886:ILE:HG13	1.81	0.62
4:D:435:GLN:OE1	4:D:435:GLN:N	2.26	0.62
2:B:50:ALA:HB3	2:B:168:TYR:HD2	1.63	0.62
2:B:85:VAL:HG23	2:B:117:THR:O	1.98	0.62
3:C:727:ILE:HG13	3:C:907:ILE:HB	1.79	0.62

Continued on next page...

Continued from previous page...

Atom-1	Atom-2	Interatomic distance (Å)	Clash overlap (Å)
4:D:665:THR:HG22	4:D:684:ASN:ND2	2.15	0.62
4:D:726:SER:OG	4:D:728:VAL:HG23	1.98	0.62
4:D:1168:ILE:HD13	4:D:1176:PHE:CB	2.29	0.62
4:D:1275:PRO:HG3	5:E:76:VAL:CG1	2.20	0.62
2:A:158:GLU:H	2:A:161:ARG:NH1	1.97	0.62
4:D:177:LEU:HD23	4:D:177:LEU:O	1.99	0.62
4:D:594:GLY:HA2	4:D:598:GLU:OE1	1.99	0.62
4:D:602:ALA:HB3	4:D:607:PRO:O	2.00	0.62
4:D:846:LEU:H	4:D:846:LEU:HD12	1.62	0.62
6:F:204:LEU:O	6:F:208:GLY:N	2.32	0.62
1:J:89:ARG:NH2	6:F:274:ASP:OD1	2.21	0.62
2:A:177:LYS:HG2	2:A:193:ILE:HD11	1.82	0.62
4:D:1100:LEU:HD23	4:D:1101:SER:N	2.13	0.62
4:D:1188:GLU:O	4:D:1192:ARG:HG3	1.99	0.62
2:A:3:ILE:O	2:A:3:ILE:HG13	1.98	0.62
3:C:937:ILE:CB	3:C:939:VAL:HG12	2.28	0.62
4:D:453:LYS:HB3	4:D:454:PRO:HD3	1.82	0.62
3:C:302:VAL:O	3:C:306:LYS:HG2	2.00	0.62
3:C:732:LEU:HD22	3:C:737:VAL:HG11	1.82	0.62
3:C:751:ARG:NH1	4:D:332:GLY:O	2.32	0.62
4:D:1054:VAL:HG12	4:D:1104:ASP:O	2.00	0.62
8:P:17:DT:O5'	9:T:290:GLY:HA3	1.99	0.62
4:D:275:GLU:HA	4:D:278:ARG:HB2	1.82	0.62
2:A:113:PRO:HD2	2:A:116:VAL:HG21	1.82	0.62
2:B:144:ARG:NH1	2:B:144:ARG:HB2	2.15	0.62
3:C:38:PRO:HB3	3:C:508:ARG:HH21	1.63	0.62
3:C:1045:GLN:HG3	3:C:1090:ARG:HH21	1.64	0.61
1:J:47:ASP:OD1	1:J:47:ASP:N	2.19	0.61
2:A:24:GLU:OE1	2:A:191:LYS:HD3	2.00	0.61
2:A:36:ASN:HB2	2:A:176:TYR:OH	2.00	0.61
2:B:21:PHE:HB2	2:B:194:ILE:CG2	2.29	0.61
3:C:302:VAL:HG11	3:C:368:ARG:HD3	1.82	0.61
3:C:363:HIS:NE2	3:C:528:ASP:OD2	2.32	0.61
3:C:45:LEU:HD21	3:C:443:LYS:HD2	1.81	0.61
3:C:221:ARG:O	3:C:223:GLN:NE2	2.29	0.61
3:C:783:ILE:HG13	3:C:841:ILE:HD12	1.81	0.61
4:D:436:LEU:O	4:D:716:LYS:NZ	2.32	0.61
3:C:584:MET:HA	3:C:619:THR:CG2	2.27	0.61
4:D:102:THR:HG23	4:D:258:ALA:HB2	1.82	0.61
4:D:137:THR:HG22	4:D:253:THR:O	1.98	0.61
3:C:1028:VAL:HG12	4:D:429:VAL:HG12	1.83	0.61

Continued on next page...

Continued from previous page...

Atom-1	Atom-2	Interatomic distance (Å)	Clash overlap (Å)
6:F:176:VAL:HG12	6:F:177:ALA:N	2.15	0.61
6:F:324:LEU:HD22	6:F:332:PRO:HB3	1.82	0.61
4:D:58:TRP:CD2	4:D:68:VAL:HG22	2.36	0.61
4:D:920:PHE:CE2	4:D:948:ILE:HG13	2.34	0.61
4:D:108:LYS:O	4:D:108:LYS:HG3	2.01	0.61
4:D:622:MET:CE	4:D:667:LEU:HD13	2.31	0.61
4:D:1089:VAL:HG13	4:D:1098:GLY:C	2.21	0.61
2:B:212:GLY:O	2:B:216:VAL:HG12	2.00	0.61
4:D:578:ARG:HB2	11:D:2008:EDO:H21	1.83	0.61
4:D:622:MET:HE3	4:D:667:LEU:HD13	1.83	0.61
6:F:444:ILE:O	6:F:448:THR:HG23	2.01	0.61
9:T:279:THR:HG23	9:T:282:ASP:CB	2.30	0.61
2:A:99:LYS:HE3	2:A:109:ASP:CG	2.21	0.61
6:F:321:GLN:O	6:F:325:LEU:HB2	2.00	0.61
1:J:98:LEU:O	1:J:102:LEU:HD13	2.00	0.60
3:C:421:PHE:O	3:C:425:SER:HB3	2.01	0.60
3:C:876:LEU:HD11	3:C:886:ILE:CD1	2.31	0.60
3:C:966:PRO:HG2	3:C:969:ASP:O	2.01	0.60
4:D:745:LEU:O	4:D:749:GLU:HG2	2.00	0.60
4:D:1171:SER:CB	4:D:1174:THR:HG22	2.31	0.60
6:F:345:PRO:HA	6:F:348:VAL:CG1	2.31	0.60
2:A:169:SER:OG	14:A:401:HOH:O	2.16	0.60
4:D:785:GLY:O	4:D:789:GLU:HG3	2.00	0.60
1:J:74:LYS:HG3	1:J:74:LYS:O	2.01	0.60
1:J:82:TRP:CE2	6:F:199:GLN:HG2	2.36	0.60
2:A:40:ARG:HD3	2:B:33:THR:CG2	2.30	0.60
3:C:394:ARG:HG3	3:C:398:GLN:HG3	1.83	0.60
3:C:522:LEU:HB3	3:C:526:GLU:HG3	1.83	0.60
3:C:795:GLY:HA2	3:C:827:SER:OG	2.01	0.60
2:B:74:THR:CG2	4:D:611:VAL:HG11	2.31	0.60
3:C:32:PHE:O	3:C:34:LYS:HD2	2.02	0.60
3:C:742:HIS:HD2	3:C:868:ARG:HG3	1.64	0.60
3:C:873:GLY:HA3	3:C:1028:VAL:HG11	1.82	0.60
4:D:735:VAL:HG22	4:D:798:ILE:HD11	1.83	0.60
5:E:85:GLN:H	5:E:85:GLN:NE2	1.96	0.60
2:B:146:TYR:OH	14:B:401:HOH:O	2.14	0.60
3:C:751:ARG:HG2	3:C:856:VAL:HG22	1.84	0.60
3:C:895:MET:HG3	3:C:896:PRO:HD2	1.83	0.60
4:D:622:MET:HE1	4:D:629:VAL:HG22	1.84	0.60
4:D:673:ASN:HA	4:D:676:LEU:HD13	1.82	0.60
6:F:219:MET:HA	6:F:219:MET:CE	2.32	0.60

Continued on next page...

Continued from previous page...

Atom-1	Atom-2	Interatomic distance (Å)	Clash overlap (Å)
6:F:272:LYS:HE3	7:O:25:DC:OP1	2.01	0.60
2:A:100:GLN:OE1	2:A:101:GLY:N	2.30	0.60
2:B:183:VAL:O	2:B:183:VAL:HG12	2.02	0.60
3:C:1045:GLN:HG3	3:C:1090:ARG:NH2	2.15	0.60
2:A:48:GLY:HA2	2:A:49:ALA:CB	2.32	0.60
2:B:52:THR:OG1	2:B:141:GLU:HG2	2.02	0.60
3:C:768:SER:O	3:C:771:VAL:HG22	2.02	0.60
4:D:144:ARG:NH2	4:D:229:LEU:O	2.35	0.60
2:A:210:SER:HB3	2:B:229:SER:HB2	1.83	0.60
2:B:41:THR:O	2:B:45:SER:HB3	2.02	0.60
3:C:712:VAL:HA	3:C:906:ILE:HG13	1.83	0.60
3:C:1034:ALA:HB2	4:D:447:MET:HG3	1.84	0.60
4:D:647:GLU:HB2	4:D:655:TRP:CH2	2.37	0.60
7:O:6:DA:C2'	7:O:7:DC:H5'	2.31	0.60
3:C:203:LEU:HD22	3:C:217:ILE:HG22	1.84	0.60
3:C:680:ILE:HD11	3:C:692:VAL:O	2.01	0.60
3:C:32:PHE:HE1	3:C:963:VAL:CG1	2.15	0.59
3:C:412:ARG:HD2	6:F:322:ARG:NE	2.16	0.59
3:C:714:ILE:O	3:C:714:ILE:HG22	2.02	0.59
3:C:973:GLU:CA	4:D:732:MET:HE1	2.31	0.59
3:C:1026:HIS:HB3	3:C:1031:LYS:CE	2.30	0.59
4:D:755:ILE:HD12	4:D:776:ILE:HD11	1.83	0.59
6:F:176:VAL:HG12	6:F:177:ALA:H	1.65	0.59
6:F:317:LEU:HD21	6:F:337:LEU:HG	1.84	0.59
2:B:101:GLY:N	2:B:132:GLY:O	2.35	0.59
2:B:198:THR:CG2	2:B:202:ILE:HD12	2.32	0.59
3:C:335:TYR:CE1	3:C:356:VAL:HG13	2.37	0.59
3:C:876:LEU:CD1	3:C:886:ILE:HG13	2.32	0.59
3:C:1116:LEU:O	3:C:1120:GLN:HG3	2.02	0.59
2:A:30:PHE:CE1	2:B:40:ARG:HG3	2.37	0.59
3:C:299:LEU:HD12	3:C:299:LEU:O	2.03	0.59
3:C:649:ILE:HD13	3:C:693:ILE:HG22	1.84	0.59
4:D:17:ALA:O	4:D:21:ARG:HG3	2.01	0.59
4:D:901:ALA:HB1	4:D:910:ILE:O	2.02	0.59
1:J:68:ASP:HA	1:J:69:VAL:CB	2.32	0.59
4:D:275:GLU:O	4:D:278:ARG:N	2.35	0.59
4:D:1041:PRO:HB3	4:D:1116:ALA:HB3	1.82	0.59
4:D:661:TRP:CZ3	4:D:663:ALA:HB2	2.36	0.59
5:E:80:VAL:HG12	5:E:81:GLU:N	2.17	0.59
3:C:721:ASN:HD22	3:C:727:ILE:CD1	2.14	0.59
4:D:240:LEU:HD23	4:D:244:LEU:HG	1.83	0.59

Continued on next page...

Continued from previous page...

Atom-1	Atom-2	Interatomic distance (Å)	Clash overlap (Å)
3:C:510:VAL:HG12	3:C:568:ASP:C	2.23	0.59
3:C:876:LEU:HD11	3:C:886:ILE:HD11	1.85	0.59
4:D:924:LEU:HD22	4:D:959:VAL:CG1	2.33	0.59
2:A:90:ASP:O	2:A:91:GLU:HG2	2.03	0.59
2:B:85:VAL:HG23	2:B:117:THR:C	2.23	0.59
3:C:176:VAL:HG22	3:C:307:VAL:HG12	1.85	0.59
3:C:766:ASN:O	3:C:767:VAL:HG13	2.03	0.59
3:C:171:VAL:N	3:C:368:ARG:O	2.35	0.59
3:C:348:VAL:HG13	3:C:349:PRO:HD2	1.85	0.59
3:C:578:VAL:HG12	3:C:579:SER:O	2.02	0.59
3:C:745:GLU:OE2	3:C:861:ARG:HD2	2.03	0.59
4:D:248:TYR:HA	4:D:251:TYR:CD2	2.38	0.59
4:D:982:MET:CE	4:D:1153:LYS:HE3	2.33	0.59
4:D:1071:ASP:HB2	4:D:1072:GLY:C	2.23	0.59
6:F:289:ILE:O	6:F:293:ILE:HG13	2.02	0.59
1:J:95:GLU:OE1	1:J:95:GLU:HA	2.03	0.59
2:B:76:ILE:HA	2:B:79:ASN:HB2	1.85	0.59
6:F:180:ASN:OD1	6:F:183:GLU:HG3	2.02	0.59
2:A:197:GLU:OE1	3:C:987:ARG:NH1	2.35	0.58
3:C:231:ALA:HB1	3:C:265:LEU:HD13	1.82	0.58
3:C:509:LYS:HA	3:C:569:TYR:HA	1.84	0.58
3:C:549:ARG:HA	3:C:563:SER:HA	1.85	0.58
4:D:850:ILE:O	4:D:853:HIS:HB2	2.02	0.58
4:D:957:THR:O	4:D:958:THR:HG23	2.03	0.58
1:J:44:PHE:HE2	4:D:76:GLU:HA	1.69	0.58
2:B:84:VAL:HB	2:B:199:LYS:CD	2.30	0.58
3:C:1045:GLN:HG2	3:C:1087:THR:CG2	2.32	0.58
6:F:462:ARG:HH12	6:F:465:LEU:HD12	1.68	0.58
2:A:85:VAL:HG22	2:A:86:SER:H	1.68	0.58
3:C:698:CYS:O	3:C:705:ALA:N	2.31	0.58
3:C:792:ILE:HD12	3:C:792:ILE:H	1.67	0.58
6:F:402:LEU:HD23	6:F:414:ARG:HE	1.67	0.58
2:A:8:THR:OG1	2:A:24:GLU:O	2.12	0.58
2:B:34:LEU:CD1	2:B:192:LEU:HD22	2.32	0.58
2:B:39:ARG:NH2	4:D:623:ASP:OD2	2.36	0.58
3:C:649:ILE:HG21	3:C:693:ILE:HG21	1.85	0.58
3:C:710:LEU:HD13	3:C:1021:ILE:CG1	2.33	0.58
4:D:6:PHE:HD1	4:D:1257:LYS:HE3	1.68	0.58
5:E:76:VAL:HG13	5:E:77:GLY:N	2.19	0.58
3:C:221:ARG:HG3	3:C:222:ARG:HG3	1.86	0.58
9:T:256:LEU:CD2	9:T:297:VAL:HG22	2.33	0.58

Continued on next page...

Continued from previous page...

Atom-1	Atom-2	Interatomic distance (Å)	Clash overlap (Å)
2:B:200:ASN:H	2:B:200:ASN:ND2	2.02	0.58
3:C:498:ASN:OD1	3:C:499:PRO:HD2	2.03	0.58
3:C:910:THR:CG2	4:D:730:VAL:HG23	2.34	0.58
3:C:998:LYS:NZ	4:D:734:ASP:OD2	2.32	0.58
4:D:982:MET:HE2	4:D:1153:LYS:HE3	1.84	0.58
2:B:34:LEU:HD12	2:B:35:GLY:N	2.18	0.58
2:B:180:ALA:HA	2:B:189:PHE:O	2.04	0.58
3:C:1029:ASP:OD1	4:D:520:LYS:HD2	2.04	0.58
4:D:1009:LEU:HB3	4:D:1029:LEU:HD13	1.86	0.58
4:D:1132:GLN:HE21	4:D:1163:LEU:HD12	1.69	0.58
4:D:1249:LEU:HD12	4:D:1250:LYS:N	2.19	0.58
3:C:166:VAL:HG11	3:C:372:VAL:HG23	1.86	0.58
2:A:93:VAL:HG22	2:A:113:PRO:HG3	1.86	0.58
2:A:152:ASN:HA	2:A:155:SER:OG	2.03	0.58
3:C:937:ILE:HA	3:C:938:ASP:CB	2.34	0.58
2:A:170:PRO:HB3	2:A:202:ILE:HG12	1.84	0.58
2:B:22:VAL:CG1	2:B:193:ILE:HD12	2.34	0.58
3:C:727:ILE:CG1	3:C:907:ILE:HB	2.34	0.58
2:B:151:GLN:CG	2:B:154:ALA:HB1	2.34	0.57
3:C:132:ASN:CB	3:C:135:THR:HG22	2.33	0.57
3:C:229:LEU:O	3:C:229:LEU:HD12	2.04	0.57
4:D:273:GLU:O	4:D:277:LEU:HB2	2.04	0.57
4:D:924:LEU:CD2	4:D:959:VAL:HG11	2.34	0.57
1:J:45:ALA:HB2	4:D:73:ILE:HD12	1.85	0.57
2:A:50:ALA:HB3	2:A:168:TYR:CD1	2.39	0.57
4:D:1231:THR:O	4:D:1235:THR:HG23	2.03	0.57
5:E:26:TYR:CE1	5:E:29:PRO:HD3	2.38	0.57
2:A:2:LEU:HD12	2:B:143:GLY:HA2	1.85	0.57
2:A:9:LEU:HD13	2:A:23:ILE:CG1	2.34	0.57
2:A:199:LYS:O	2:A:200:ASN:HB2	2.03	0.57
2:B:213:GLY:HA2	2:B:216:VAL:HG12	1.86	0.57
3:C:338:ARG:HB3	3:C:343:GLN:HE21	1.70	0.57
3:C:602:MET:HE1	3:C:883:LYS:CB	2.27	0.57
2:B:210:SER:O	2:B:214:THR:HG23	2.05	0.57
3:C:575:ARG:NH2	3:C:966:PRO:HB2	2.19	0.57
4:D:603:THR:HG22	4:D:604:LYS:CE	2.30	0.57
5:E:84:LEU:HB2	5:E:85:GLN:HE21	1.70	0.57
8:P:3:DC:H2"	8:P:4:DA:C8	2.40	0.57
2:B:167:ILE:HD11	4:D:617:GLU:HG3	1.85	0.57
3:C:38:PRO:HB3	3:C:508:ARG:NH2	2.19	0.57
3:C:476:PRO:O	4:D:856:ARG:NH2	2.35	0.57

Continued on next page...

Continued from previous page...

Atom-1	Atom-2	Interatomic distance (Å)	Clash overlap (Å)
3:C:506:PRO:HB2	3:C:572:VAL:HG11	1.86	0.57
4:D:137:THR:HG22	4:D:253:THR:C	2.25	0.57
2:A:112:PRO:HB2	2:A:116:VAL:HG23	1.86	0.57
2:B:66:VAL:O	2:B:69:VAL:HG22	2.04	0.57
2:B:105:VAL:HG23	2:B:128:LEU:CD1	2.34	0.57
3:C:216:ARG:HG2	3:C:221:ARG:HA	1.85	0.57
4:D:269:ASP:HB3	4:D:272:ALA:CB	2.33	0.57
6:F:293:ILE:O	6:F:297:MET:HG3	2.04	0.57
2:A:14:VAL:HG13	2:A:15:ALA:H	1.68	0.57
2:A:31:GLY:HA2	2:A:192:LEU:CD2	2.28	0.57
3:C:21:ASN:O	3:C:22:SER:OG	2.21	0.57
4:D:743:GLU:O	4:D:747:ARG:HG3	2.05	0.57
5:E:80:VAL:HG12	5:E:81:GLU:H	1.69	0.57
6:F:324:LEU:HD23	6:F:328:LEU:CD1	2.30	0.57
6:F:338:ALA:HB2	6:F:348:VAL:HG11	1.86	0.57
7:O:11:DA:C2'	7:O:12:DG:H5''	2.35	0.57
2:B:44:SER:HA	2:B:145:GLY:HA2	1.86	0.57
3:C:224:PRO:HB2	3:C:227:VAL:HG13	1.87	0.57
3:C:721:ASN:ND2	3:C:727:ILE:HD11	2.20	0.57
4:D:460:LEU:HD11	4:D:472:ALA:HB1	1.87	0.57
4:D:1128:PRO:HG3	4:D:1206:PRO:CB	2.35	0.57
1:J:92:GLU:OE1	1:J:92:GLU:N	2.37	0.56
3:C:203:LEU:HD22	3:C:217:ILE:CB	2.35	0.56
3:C:338:ARG:CD	3:C:346:MET:HG3	2.31	0.56
4:D:585:LEU:HD12	4:D:692:GLN:NE2	2.19	0.56
2:A:106:THR:CA	2:A:125:ILE:HD13	2.34	0.56
2:A:210:SER:CB	2:B:229:SER:HB2	2.35	0.56
3:C:540:ASP:O	3:C:543:GLY:N	2.32	0.56
2:A:85:VAL:HG22	2:A:86:SER:N	2.19	0.56
2:A:89:ASP:CB	2:A:142:ARG:HD2	2.35	0.56
2:A:211:ALA:O	2:A:215:LEU:N	2.36	0.56
2:B:76:ILE:HG23	2:B:125:ILE:CD1	2.35	0.56
2:B:97:LEU:HB3	2:B:136:VAL:CG1	2.36	0.56
3:C:508:ARG:HH11	3:C:570:MET:HE2	1.69	0.56
3:C:763:ASP:CB	3:C:821:ARG:HH22	2.17	0.56
3:C:885:VAL:CG1	4:D:538:GLY:HA2	2.35	0.56
4:D:468:ASN:ND2	6:F:463:ASP:OD2	2.33	0.56
4:D:607:PRO:O	4:D:609:GLN:HG2	2.04	0.56
4:D:641:ARG:NE	4:D:655:TRP:HZ2	2.04	0.56
4:D:901:ALA:HB2	4:D:911:ARG:CA	2.35	0.56
4:D:1088:ARG:HG2	4:D:1089:VAL:N	2.17	0.56

Continued on next page...

Continued from previous page...

Atom-1	Atom-2	Interatomic distance (Å)	Clash overlap (Å)
5:E:81:GLU:OE1	5:E:81:GLU:HA	2.06	0.56
3:C:572:VAL:HG22	3:C:576:GLN:CD	2.25	0.56
6:F:253:MET:HE3	6:F:297:MET:N	2.20	0.56
6:F:364:THR:O	6:F:364:THR:HG23	2.05	0.56
2:A:9:LEU:HD23	2:B:221:LEU:O	2.05	0.56
2:A:82:GLY:HA3	2:A:123:MET:HE1	1.88	0.56
2:A:207:ALA:O	2:A:210:SER:OG	2.10	0.56
3:C:299:LEU:HD12	3:C:299:LEU:C	2.26	0.56
3:C:510:VAL:HG11	3:C:567:VAL:HB	1.87	0.56
4:D:203:ARG:NE	4:D:203:ARG:HA	2.20	0.56
2:A:43:LEU:HD11	2:A:174:VAL:HB	1.88	0.56
3:C:431:MET:O	3:C:670:ASN:ND2	2.38	0.56
3:C:939:VAL:HG23	3:C:940:ALA:HA	1.86	0.56
4:D:354:LEU:O	4:D:358:ILE:HG12	2.06	0.56
4:D:930:ASP:HB3	4:D:954:ALA:HB1	1.87	0.56
4:D:1062:PHE:CD2	4:D:1080:LYS:HD2	2.41	0.56
4:D:1275:PRO:CG	5:E:76:VAL:HG11	2.24	0.56
6:F:449:MET:O	6:F:453:ARG:HG3	2.06	0.56
2:A:197:GLU:OE1	3:C:987:ARG:NH2	2.39	0.56
3:C:602:MET:HE2	3:C:1024:LEU:HD21	1.87	0.56
3:C:736:ASP:OD1	3:C:869:LYS:HE2	2.06	0.56
3:C:805:LEU:HD12	3:C:809:GLU:CD	2.26	0.56
3:C:973:GLU:HA	4:D:732:MET:HE1	1.86	0.56
4:D:687:MET:HE2	4:D:695:ILE:CD1	2.36	0.56
4:D:890:CYS:SG	4:D:892:THR:HG22	2.45	0.56
4:D:631:ALA:O	4:D:666:THR:HA	2.05	0.56
4:D:937:ILE:CD1	4:D:951:LEU:HG	2.33	0.56
3:C:641:ILE:HG21	3:C:644:VAL:HG13	1.87	0.56
4:D:706:ILE:HD11	5:E:36:PRO:HA	1.87	0.56
4:D:753:ASP:O	4:D:757:ARG:N	2.38	0.56
4:D:932:ASN:N	4:D:933:GLY:HA2	2.21	0.56
4:D:1081:LEU:CB	4:D:1113:MET:HE3	2.35	0.56
6:F:360:SER:HB3	6:F:363:GLN:HG3	1.87	0.56
3:C:380:ILE:HG12	3:C:418:ILE:HD11	1.87	0.56
3:C:717:TRP:HH2	3:C:1005:ARG:NH2	2.04	0.56
3:C:984:LEU:HD13	3:C:989:GLY:O	2.06	0.56
3:C:988:ASP:OD1	3:C:988:ASP:N	2.38	0.56
3:C:534:GLN:NE2	4:D:846:LEU:HD11	2.20	0.55
3:C:556:GLY:N	3:C:557:GLY:HA2	2.21	0.55
4:D:653:ASN:HB2	4:D:654:GLY:CA	2.35	0.55
6:F:465:LEU:HD23	6:F:466:ASP:N	2.21	0.55

Continued on next page...

Continued from previous page...

Atom-1	Atom-2	Interatomic distance (Å)	Clash overlap (Å)
2:A:99:LYS:HE3	2:A:109:ASP:OD1	2.06	0.55
2:B:177:LYS:HG3	2:B:193:ILE:HB	1.89	0.55
4:D:170:LEU:HD13	4:D:209:ARG:NH2	2.21	0.55
4:D:1121:GLU:OE2	4:D:1124:ARG:NH2	2.31	0.55
4:D:1168:ILE:CD1	4:D:1176:PHE:HB3	2.36	0.55
2:A:82:GLY:HA3	2:A:123:MET:CE	2.37	0.55
3:C:269:TYR:CE2	3:C:278:PRO:HB3	2.40	0.55
3:C:549:ARG:HB2	3:C:561:PHE:CE2	2.41	0.55
3:C:808:GLU:O	3:C:812:LEU:HD13	2.07	0.55
4:D:183:GLU:O	4:D:187:GLU:HG2	2.07	0.55
3:C:62:ARG:O	3:C:66:ILE:HG13	2.06	0.55
6:F:291:GLN:HG3	6:F:292:ALA:N	2.21	0.55
7:O:28:DT:H2''	7:O:29:DA:C5'	2.33	0.55
2:A:40:ARG:HD3	2:B:33:THR:CB	2.37	0.55
2:B:50:ALA:HB3	2:B:168:TYR:CD2	2.42	0.55
3:C:891:PRO:HB2	3:C:893:GLU:CG	2.35	0.55
3:C:892:VAL:CG2	3:C:903:PRO:HG2	2.37	0.55
3:C:973:GLU:OE1	4:D:840:ARG:NH2	2.40	0.55
3:C:986:ASN:OD1	3:C:986:ASN:N	2.34	0.55
4:D:39:LEU:HD13	4:D:335:PHE:HZ	1.71	0.55
4:D:334:ARG:HD3	6:F:356:ARG:HH21	1.71	0.55
4:D:641:ARG:CZ	4:D:655:TRP:HZ2	2.19	0.55
4:D:901:ALA:HB2	4:D:912:ASP:N	2.22	0.55
2:B:162:ILE:HG23	4:D:607:PRO:HG2	1.88	0.55
3:C:346:MET:HB2	3:C:356:VAL:HG21	1.88	0.55
3:C:937:ILE:CA	3:C:938:ASP:CB	2.85	0.55
4:D:676:LEU:HD12	4:D:676:LEU:N	2.22	0.55
4:D:781:THR:HG22	4:D:814:ARG:HD2	1.89	0.55
4:D:1229:GLU:O	4:D:1233:VAL:HG23	2.05	0.55
2:A:192:LEU:HD12	2:A:192:LEU:O	2.06	0.55
3:C:268:ILE:O	3:C:272:LEU:HD13	2.06	0.55
3:C:578:VAL:HG13	3:C:582:THR:CB	2.36	0.55
3:C:771:VAL:HG23	3:C:772:LEU:HD12	1.87	0.55
4:D:143:MET:CE	4:D:251:TYR:HA	2.36	0.55
4:D:962:ARG:HB3	4:D:977:CYS:HA	1.88	0.55
2:A:48:GLY:HA3	2:A:168:TYR:HB3	1.89	0.55
3:C:712:VAL:HG11	3:C:925:THR:HG23	1.89	0.55
3:C:680:ILE:HG12	3:C:693:ILE:O	2.07	0.55
3:C:935:TRP:HB2	3:C:982:SER:CB	2.37	0.55
4:D:155:MET:HE3	4:D:219:LEU:HB3	1.87	0.55
4:D:706:ILE:O	4:D:710:GLN:HG3	2.07	0.55

Continued on next page...

Continued from previous page...

Atom-1	Atom-2	Interatomic distance (Å)	Clash overlap (Å)
7:O:15:DT:H2''	7:O:16:DT:OP2	2.07	0.55
1:J:40:PHE:CZ	1:J:58:ASN:HB2	2.42	0.55
4:D:1037:GLU:HG2	4:D:1039:ARG:NH1	2.22	0.55
6:F:394:LEU:HB2	6:F:464:TYR:CD1	2.42	0.55
2:B:213:GLY:HA2	2:B:216:VAL:CG1	2.38	0.54
3:C:635:ALA:CB	3:C:693:ILE:HD11	2.28	0.54
5:E:29:PRO:HB2	5:E:33:THR:HG23	1.88	0.54
6:F:272:LYS:HE3	7:O:25:DC:P	2.47	0.54
3:C:523:THR:HG22	3:C:526:GLU:CD	2.28	0.54
3:C:839:ILE:HG22	3:C:840:GLY:N	2.21	0.54
3:C:984:LEU:HB2	3:C:985:PRO:CA	2.36	0.54
4:D:951:LEU:CB	4:D:956:ILE:HD11	2.31	0.54
4:D:1276:THR:HG22	5:E:102:GLU:CG	2.37	0.54
9:T:251:ILE:HG21	9:T:270:HIS:O	2.06	0.54
2:A:50:ALA:HB3	2:A:168:TYR:CE1	2.43	0.54
4:D:901:ALA:N	4:D:912:ASP:HB2	2.20	0.54
6:F:254:ALA:HB3	6:F:257:ASP:OD2	2.08	0.54
1:J:82:TRP:CZ2	6:F:199:GLN:HG2	2.42	0.54
2:B:97:LEU:HB3	2:B:136:VAL:HG13	1.90	0.54
2:B:99:LYS:O	2:B:133:LYS:HG3	2.07	0.54
3:C:215:VAL:CG2	3:C:225:VAL:HA	2.27	0.54
3:C:729:SER:OG	3:C:904:VAL:O	2.25	0.54
4:D:988:VAL:HG23	4:D:992:GLU:HG3	1.88	0.54
4:D:1056:LEU:HD21	4:D:1063:PHE:HD1	1.72	0.54
6:F:438:ARG:NH1	8:P:20:DG:N7	2.54	0.54
1:J:64:LEU:HD22	1:J:66:GLU:HB2	1.89	0.54
3:C:876:LEU:N	3:C:876:LEU:HD12	2.23	0.54
4:D:885:VAL:O	4:D:990:ILE:O	2.25	0.54
4:D:1071:ASP:N	4:D:1072:GLY:HA2	2.22	0.54
3:C:193:VAL:HG12	3:C:205:PHE:HB2	1.89	0.54
4:D:576:MET:HE1	4:D:693:ALA:HB2	1.90	0.54
2:A:33:THR:HG22	2:B:37:SER:OG	2.08	0.54
2:A:129:ASN:H	2:A:129:ASN:HD22	1.55	0.54
2:B:143:GLY:HA3	2:B:168:TYR:CE1	2.43	0.54
2:B:144:ARG:HB2	2:B:144:ARG:HH11	1.73	0.54
3:C:45:LEU:HD21	3:C:443:LYS:CD	2.38	0.54
3:C:275:GLY:O	6:F:171:LYS:HD2	2.07	0.54
3:C:852:LEU:CD2	3:C:856:VAL:HG12	2.37	0.54
4:D:602:ALA:HB3	4:D:607:PRO:C	2.28	0.54
4:D:706:ILE:CD1	5:E:36:PRO:HB3	2.37	0.54
6:F:335:GLU:OE1	6:F:335:GLU:N	2.39	0.54

Continued on next page...

Continued from previous page...

Atom-1	Atom-2	Interatomic distance (Å)	Clash overlap (Å)
9:T:251:ILE:O	9:T:254:LEU:HG	2.07	0.54
2:A:79:ASN:O	2:A:123:MET:HE1	2.06	0.54
3:C:368:ARG:HA	3:C:369:LEU:CB	2.38	0.54
3:C:369:LEU:HB3	3:C:501:GLY:O	2.07	0.54
3:C:577:MET:HE3	4:D:849:PHE:HD1	1.72	0.54
3:C:723:GLU:O	3:C:724:ASP:HB2	2.08	0.54
3:C:141:GLN:OE1	3:C:404:THR:OG1	2.26	0.54
3:C:568:ASP:OD1	3:C:568:ASP:N	2.41	0.54
3:C:967:VAL:HG23	3:C:968:PHE:H	1.72	0.54
4:D:248:TYR:HA	4:D:251:TYR:HD2	1.73	0.54
4:D:460:LEU:HD11	4:D:472:ALA:CB	2.38	0.54
4:D:936:ILE:CG2	4:D:951:LEU:HD23	2.37	0.54
2:A:66:VAL:HB	2:A:69:VAL:CG2	2.38	0.54
2:B:24:GLU:HG3	2:B:191:LYS:HG3	1.88	0.54
3:C:148:PHE:HD2	3:C:150:MET:HE3	1.73	0.54
3:C:393:GLU:OE2	6:F:247:ARG:HD3	2.08	0.54
3:C:479:THR:OG1	3:C:480:PRO:HD2	2.08	0.54
3:C:1132:ASP:HB3	3:C:1133:GLY:CA	2.32	0.54
4:D:368:ASN:ND2	14:D:2111:HOH:O	2.41	0.54
7:O:6:DA:H1'	7:O:7:DC:H5'	1.90	0.54
4:D:363:PRO:HB2	4:D:365:ILE:HD12	1.90	0.53
6:F:194:GLY:HA2	6:F:222:ILE:HG22	1.91	0.53
3:C:874:ASP:OD1	3:C:1028:VAL:HG22	2.07	0.53
4:D:270:ILE:O	4:D:274:ALA:N	2.39	0.53
5:E:62:ASN:O	5:E:66:ASN:ND2	2.41	0.53
6:F:215:GLN:O	6:F:219:MET:HG2	2.08	0.53
6:F:309:HIS:O	6:F:313:VAL:HG12	2.07	0.53
4:D:129:ILE:HD11	4:D:130:TYR:CZ	2.42	0.53
4:D:443:LEU:HD22	4:D:514:PRO:HB3	1.91	0.53
2:A:21:PHE:HB2	2:A:194:ILE:HG12	1.89	0.53
2:B:216:VAL:HG13	2:B:217:GLU:N	2.23	0.53
3:C:338:ARG:HD3	3:C:343:GLN:HE22	1.73	0.53
4:D:231:PRO:O	4:D:232:LYS:HB2	2.07	0.53
4:D:285:LYS:HA	4:D:289:LYS:HD2	1.91	0.53
4:D:1034:GLU:OE2	4:D:1042:ARG:HG2	2.09	0.53
2:A:8:THR:O	2:A:23:ILE:HA	2.09	0.53
2:A:36:ASN:CB	3:C:1007:GLY:HA3	2.39	0.53
6:F:304:ILE:HB	14:F:604:HOH:O	2.07	0.53
1:J:89:ARG:HH22	6:F:274:ASP:CG	2.11	0.53
2:A:56:ILE:HG12	2:A:136:VAL:HB	1.91	0.53
3:C:51:SER:OG	3:C:371:THR:HG23	2.09	0.53

Continued on next page...

Continued from previous page...

Atom-1	Atom-2	Interatomic distance (Å)	Clash overlap (Å)
3:C:338:ARG:HB3	3:C:343:GLN:NE2	2.23	0.53
3:C:590:HIS:O	3:C:919:ILE:HD11	2.09	0.53
2:B:60:LEU:HD22	2:B:60:LEU:N	2.24	0.53
3:C:52:PHE:CZ	3:C:150:MET:HE2	2.41	0.53
3:C:530:HIS:HB3	3:C:568:ASP:CG	2.29	0.53
3:C:624:ARG:NH1	3:C:628:ASP:OD2	2.41	0.53
3:C:939:VAL:HG22	3:C:940:ALA:HA	1.90	0.53
4:D:12:ILE:HG12	4:D:1221:TRP:CZ2	2.44	0.53
6:F:164:ASP:OD1	6:F:166:VAL:N	2.41	0.53
3:C:822:GLU:HG2	3:C:823:VAL:HG22	1.91	0.53
4:D:844:THR:H	4:D:847:GLU:HB2	1.73	0.53
4:D:848:TYR:O	4:D:852:THR:HG23	2.09	0.53
4:D:872:LEU:HG	4:D:876:LEU:CD2	2.39	0.53
4:D:992:GLU:OE1	5:E:48:TYR:OH	2.27	0.53
2:B:205:ARG:CZ	2:B:205:ARG:HB2	2.38	0.53
3:C:76:GLY:O	3:C:80:VAL:HG23	2.08	0.53
3:C:538:PRO:HB2	3:C:546:THR:OG1	2.09	0.53
4:D:602:ALA:HB1	4:D:606:ALA:HB3	1.90	0.53
9:T:260:SER:O	9:T:264:LEU:HG	2.08	0.53
2:A:192:LEU:HD12	2:A:192:LEU:C	2.30	0.53
2:B:198:THR:HG22	2:B:199:LYS:O	2.08	0.53
3:C:41:VAL:HG13	3:C:493:VAL:HG12	1.91	0.53
3:C:176:VAL:HG13	3:C:307:VAL:HG11	1.90	0.53
3:C:444:ARG:NH2	3:C:491:LEU:HD23	2.08	0.53
3:C:478:GLU:OE1	3:C:579:SER:OG	2.20	0.53
3:C:505:THR:CG2	3:C:506:PRO:HD2	2.39	0.53
3:C:1003:ASP:HB2	3:C:1010:PHE:CZ	2.44	0.53
4:D:579:LEU:HG	11:D:2008:EDO:H22	1.90	0.53
4:D:1123:LEU:HA	4:D:1131:VAL:CG2	2.39	0.53
2:A:138:LEU:HD12	2:A:138:LEU:N	2.24	0.52
3:C:712:VAL:CG1	3:C:925:THR:HG23	2.39	0.52
3:C:1039:PRO:HB2	3:C:1048:LEU:HD21	1.90	0.52
3:C:1069:ALA:HB3	4:D:506:ARG:HB3	1.91	0.52
3:C:1117:LYS:HD2	3:C:1120:GLN:NE2	2.24	0.52
4:D:106:TYR:HB3	4:D:312:MET:HE2	1.90	0.52
5:E:98:GLY:O	5:E:100:LEU:HD12	2.09	0.52
3:C:368:ARG:HB3	3:C:501:GLY:O	2.09	0.52
4:D:85:ALA:N	14:D:2108:HOH:O	2.41	0.52
3:C:106:VAL:HG11	3:C:120:TYR:CE1	2.44	0.52
3:C:228:LEU:HD21	3:C:268:ILE:CG1	2.22	0.52
3:C:1084:SER:HB2	4:D:421:ARG:O	2.09	0.52

Continued on next page...

Continued from previous page...

Atom-1	Atom-2	Interatomic distance (Å)	Clash overlap (Å)
4:D:744:ILE:O	4:D:748:HIS:HD2	1.93	0.52
3:C:132:ASN:HB3	3:C:135:THR:CG2	2.38	0.52
3:C:171:VAL:HG12	3:C:172:ARG:N	2.24	0.52
3:C:493:VAL:HG12	3:C:494:TYR:CD1	2.44	0.52
3:C:573:SER:HB2	3:C:574:PRO:HD2	1.92	0.52
2:A:111:VAL:O	2:A:111:VAL:HG22	2.08	0.52
3:C:549:ARG:HD3	3:C:561:PHE:CE2	2.44	0.52
3:C:852:LEU:HD22	3:C:856:VAL:HG12	1.90	0.52
3:C:921:GLN:HB2	3:C:1019:MET:HE1	1.92	0.52
4:D:1054:VAL:HG11	4:D:1100:LEU:HD21	1.92	0.52
5:E:56:LYS:HA	5:E:59:ARG:HG3	1.91	0.52
2:A:113:PRO:HD2	2:A:116:VAL:CG2	2.39	0.52
3:C:102:ARG:O	3:C:124:LEU:HD23	2.09	0.52
3:C:921:GLN:HB2	3:C:1019:MET:CE	2.39	0.52
4:D:1174:THR:CA	4:D:1175:GLU:CB	2.87	0.52
6:F:462:ARG:NH1	6:F:465:LEU:HB2	2.24	0.52
3:C:1084:SER:OG	3:C:1085:ASP:N	2.40	0.52
3:C:1126:VAL:HG12	4:D:12:ILE:HG23	1.91	0.52
4:D:932:ASN:N	4:D:933:GLY:CA	2.73	0.52
3:C:29:ARG:CD	3:C:964:ALA:HB2	2.39	0.52
3:C:33:ALA:HB2	3:C:966:PRO:HG3	1.90	0.52
3:C:584:MET:CA	3:C:619:THR:HG21	2.35	0.52
4:D:103:HIS:CE1	4:D:105:TRP:HB2	2.45	0.52
4:D:362:ALA:HB3	4:D:367:VAL:HG23	1.91	0.52
4:D:767:THR:O	4:D:771:GLU:HB2	2.10	0.52
4:D:815:THR:HG22	4:D:820:LYS:CA	2.33	0.52
8:P:17:DT:P	9:T:290:GLY:HA3	2.49	0.52
4:D:1132:GLN:CG	4:D:1163:LEU:HD12	2.40	0.52
2:A:78:LEU:O	2:A:81:LYS:HB2	2.10	0.52
2:B:183:VAL:O	2:B:184:GLU:CB	2.58	0.52
3:C:508:ARG:HD2	3:C:570:MET:CE	2.39	0.52
3:C:516:THR:HG21	3:C:518:GLN:HB2	1.91	0.52
3:C:614:ALA:HB1	3:C:615:PRO:HD2	1.90	0.52
4:D:54:PRO:HG3	4:D:81:GLU:O	2.10	0.52
4:D:365:ILE:HD13	6:F:235:GLU:HG2	1.92	0.52
3:C:174:PRO:HD2	3:C:302:VAL:HB	1.91	0.51
4:D:76:GLU:CD	4:D:76:GLU:H	2.12	0.51
4:D:1088:ARG:HD2	4:D:1111:GLN:HB3	1.92	0.51
3:C:329:VAL:O	3:C:332:THR:OG1	2.27	0.51
4:D:85:ALA:O	4:D:88:ARG:HB2	2.11	0.51
4:D:872:LEU:HG	4:D:876:LEU:HD22	1.91	0.51

Continued on next page...

Continued from previous page...

Atom-1	Atom-2	Interatomic distance (Å)	Clash overlap (Å)
4:D:878:ASP:OD1	14:D:2103:HOH:O	2.19	0.51
4:D:1034:GLU:OE2	4:D:1042:ARG:N	2.43	0.51
1:J:102:LEU:HA	1:J:105:ILE:HG22	1.92	0.51
2:A:70:LYS:HB3	2:A:71:GLU:OE1	2.11	0.51
3:C:894:ASP:HA	3:C:1004:GLY:HA3	1.92	0.51
4:D:243:GLU:O	4:D:247:ARG:HG3	2.11	0.51
4:D:363:PRO:HG2	4:D:366:ILE:HD12	1.92	0.51
9:T:286:ILE:HG22	9:T:289:PHE:CB	2.40	0.51
1:J:88:ARG:HG3	1:J:89:ARG:H	1.75	0.51
3:C:96:LEU:HD22	3:C:98:PHE:CE1	2.46	0.51
3:C:959:ALA:O	3:C:960:ASP:HB2	2.09	0.51
3:C:1043:ILE:HD12	3:C:1043:ILE:N	2.24	0.51
4:D:1171:SER:C	4:D:1174:THR:HG22	2.30	0.51
4:D:653:ASN:CB	4:D:654:GLY:CA	2.89	0.51
4:D:915:VAL:HG23	4:D:920:PHE:CE2	2.46	0.51
6:F:140:ALA:HA	6:F:143:ALA:HB3	1.91	0.51
6:F:308:VAL:HG21	7:O:23:DT:C7	2.31	0.51
3:C:150:MET:HA	3:C:150:MET:CE	2.33	0.51
3:C:202:TRP:C	3:C:203:LEU:HD23	2.30	0.51
3:C:446:LEU:N	3:C:446:LEU:HD23	2.26	0.51
4:D:924:LEU:CD2	4:D:943:LEU:HD11	2.40	0.51
4:D:1164:ARG:NH1	10:D:2005:SO4:O1	2.44	0.51
2:A:130:ASP:N	2:A:130:ASP:OD1	2.42	0.51
2:A:172:LEU:HD13	2:A:197:GLU:OE2	2.11	0.51
3:C:335:TYR:O	3:C:335:TYR:HD1	1.93	0.51
3:C:748:ILE:O	3:C:859:LEU:HD23	2.10	0.51
4:D:517:VAL:HG12	4:D:518:GLU:O	2.10	0.51
4:D:1275:PRO:CB	5:E:79:LEU:HD11	2.36	0.51
3:C:299:LEU:HD23	3:C:323:THR:N	2.25	0.51
3:C:404:THR:CG2	3:C:407:THR:HG23	2.41	0.51
3:C:626:ALA:HB2	3:C:704:MET:HG2	1.93	0.51
3:C:680:ILE:HD11	3:C:692:VAL:HG12	1.93	0.51
4:D:285:LYS:HG3	4:D:289:LYS:HD2	1.93	0.51
3:C:94:MET:CE	3:C:395:MET:HB3	2.40	0.51
3:C:494:TYR:HB3	3:C:506:PRO:CG	2.38	0.51
3:C:727:ILE:HG13	3:C:907:ILE:HD12	1.93	0.51
4:D:432:VAL:HG22	4:D:434:PRO:CD	2.27	0.51
4:D:936:ILE:HG23	4:D:951:LEU:HD23	1.93	0.51
9:T:259:ARG:NH2	14:T:401:HOH:O	2.44	0.51
2:B:103:GLY:O	2:B:128:LEU:HB2	2.10	0.51
3:C:280:LYS:O	3:C:284:GLN:HG2	2.11	0.51

Continued on next page...

Continued from previous page...

Atom-1	Atom-2	Interatomic distance (Å)	Clash overlap (Å)
3:C:1014:VAL:HG13	4:D:729:THR:HG21	1.93	0.51
4:D:937:ILE:HD12	4:D:951:LEU:CG	2.37	0.51
2:B:97:LEU:HD21	2:B:105:VAL:HG11	1.92	0.50
2:B:162:ILE:CG2	4:D:607:PRO:HG2	2.41	0.50
3:C:132:ASN:CG	3:C:135:THR:HG22	2.32	0.50
3:C:370:ARG:HH22	3:C:452:GLY:HA3	1.76	0.50
3:C:910:THR:O	3:C:914:PRO:HD3	2.11	0.50
3:C:1045:GLN:CG	3:C:1090:ARG:HH21	2.24	0.50
3:C:1098:VAL:HG11	4:D:469:ILE:CD1	2.40	0.50
4:D:612:TYR:HB2	4:D:635:VAL:CG1	2.34	0.50
4:D:735:VAL:HG22	4:D:798:ILE:CD1	2.40	0.50
3:C:936:ASN:HD22	3:C:937:ILE:N	2.05	0.50
4:D:67:ARG:HH12	6:F:423:GLN:HA	1.76	0.50
4:D:103:HIS:HB3	4:D:106:TYR:HD2	1.75	0.50
4:D:781:THR:O	4:D:784:VAL:HG23	2.11	0.50
6:F:279:TYR:CE1	7:O:28:DT:H5''	2.46	0.50
2:A:31:GLY:O	2:A:35:GLY:N	2.32	0.50
2:B:172:LEU:O	4:D:616:ALA:HB1	2.10	0.50
4:D:826:PRO:HG3	4:D:853:HIS:CE1	2.46	0.50
4:D:1272:GLN:OE1	4:D:1272:GLN:HA	2.12	0.50
6:F:317:LEU:CD2	6:F:337:LEU:HG	2.41	0.50
6:F:385:ALA:O	6:F:389:VAL:HG23	2.12	0.50
2:A:68:GLY:HA3	2:A:129:ASN:HD21	1.76	0.50
2:A:147:VAL:HG13	2:A:147:VAL:O	2.12	0.50
3:C:148:PHE:HD2	3:C:150:MET:CE	2.25	0.50
3:C:586:PRO:O	3:C:880:HIS:HE1	1.95	0.50
3:C:946:TRP:CZ2	3:C:978:GLY:HA3	2.46	0.50
3:C:1032:ILE:HG21	4:D:520:LYS:HD3	1.93	0.50
3:C:1133:GLY:O	3:C:1134:ALA:HB3	2.11	0.50
4:D:612:TYR:OH	4:D:627:LEU:HG	2.12	0.50
4:D:736:LEU:N	4:D:792:TYR:OH	2.34	0.50
4:D:991:GLY:HA2	4:D:1265:ILE:HD12	1.92	0.50
1:J:76:LYS:HG3	1:J:76:LYS:O	2.10	0.50
2:A:211:ALA:O	2:A:215:LEU:HB2	2.11	0.50
3:C:87:ILE:CD1	3:C:388:GLU:HG3	2.40	0.50
3:C:762:ARG:HG3	3:C:762:ARG:O	2.11	0.50
3:C:797:VAL:CG1	3:C:823:VAL:HB	2.41	0.50
3:C:965:THR:O	3:C:965:THR:OG1	2.24	0.50
4:D:981:SER:HB3	4:D:984:THR:OG1	2.10	0.50
4:D:1056:LEU:HD21	4:D:1063:PHE:CD1	2.47	0.50
4:D:1069:PRO:O	4:D:1072:GLY:HA2	2.12	0.50

Continued on next page...

Continued from previous page...

Atom-1	Atom-2	Interatomic distance (Å)	Clash overlap (Å)
2:A:48:GLY:CA	2:A:49:ALA:CB	2.88	0.50
2:A:177:LYS:HG2	2:A:193:ILE:CD1	2.42	0.50
2:B:105:VAL:HG23	2:B:128:LEU:HD13	1.94	0.50
3:C:44:LEU:HG	3:C:628:ASP:OD2	2.12	0.50
3:C:126:VAL:HB	3:C:145:MET:HE2	1.93	0.50
3:C:578:VAL:HG13	3:C:582:THR:CG2	2.42	0.50
3:C:797:VAL:HG12	3:C:823:VAL:HB	1.94	0.50
4:D:935:VAL:O	4:D:935:VAL:HG12	2.11	0.50
4:D:1081:LEU:HB3	4:D:1113:MET:HE3	1.93	0.50
2:A:1:MET:O	2:A:1:MET:HG2	2.12	0.50
2:A:193:ILE:HD12	2:A:193:ILE:O	2.11	0.50
3:C:180:GLU:HG3	3:C:180:GLU:O	2.11	0.50
3:C:404:THR:HG23	3:C:407:THR:H	1.76	0.50
4:D:1106:VAL:HG13	4:D:1110:ASP:HB2	1.93	0.50
6:F:313:VAL:CG2	6:F:351:ILE:HD13	2.42	0.50
3:C:32:PHE:HE1	3:C:963:VAL:HG13	1.77	0.50
3:C:123:PRO:HB3	3:C:144:PHE:HE1	1.76	0.50
3:C:614:ALA:HA	3:C:705:ALA:HB2	1.94	0.50
4:D:585:LEU:HD12	4:D:692:GLN:HE21	1.75	0.50
4:D:653:ASN:CB	4:D:654:GLY:HA3	2.41	0.50
2:A:9:LEU:HD13	2:A:23:ILE:HG13	1.94	0.50
2:B:93:VAL:HG11	2:B:116:VAL:HG11	1.92	0.50
2:B:171:VAL:HG23	2:B:171:VAL:O	2.12	0.50
3:C:174:PRO:HB2	3:C:303:GLY:CA	2.42	0.50
3:C:269:TYR:CD2	3:C:278:PRO:HB3	2.47	0.50
4:D:43:LYS:O	4:D:44:ASP:HB2	2.12	0.50
4:D:599:TYR:HA	4:D:610:GLY:HA3	1.94	0.50
5:E:95:GLU:HB3	5:E:101:LEU:CD2	2.42	0.50
6:F:244:LEU:HD12	6:F:289:ILE:CG2	2.42	0.50
2:A:78:LEU:HD12	3:C:611:ARG:HH11	1.77	0.49
2:B:170:PRO:O	2:B:199:LYS:HB2	2.12	0.49
3:C:41:VAL:HG13	3:C:493:VAL:CG1	2.42	0.49
3:C:601:ASN:O	3:C:604:ARG:HG2	2.12	0.49
3:C:1103:ILE:CD1	4:D:547:LEU:HB3	2.41	0.49
4:D:336:ALA:HA	6:F:359:ILE:O	2.12	0.49
4:D:432:VAL:CG2	4:D:434:PRO:HD3	2.28	0.49
4:D:638:THR:HA	4:D:659:ASP:O	2.12	0.49
2:A:106:THR:C	2:A:125:ILE:HD13	2.32	0.49
2:A:107:ALA:HB3	2:A:121:PRO:HA	1.94	0.49
2:B:22:VAL:HA	2:B:192:LEU:O	2.13	0.49
3:C:284:GLN:HG3	3:C:285:THR:N	2.27	0.49

Continued on next page...

Continued from previous page...

Atom-1	Atom-2	Interatomic distance (Å)	Clash overlap (Å)
3:C:729:SER:HA	3:C:895:MET:HE1	1.94	0.49
3:C:788:ARG:O	3:C:830:VAL:HG11	2.11	0.49
3:C:873:GLY:HA3	3:C:1028:VAL:CG1	2.42	0.49
7:O:2:DC:H2''	7:O:3:DT:H5'	1.94	0.49
1:J:53:THR:HA	1:J:62:GLY:O	2.11	0.49
2:A:159:ILE:HD11	3:C:785:ALA:HA	1.93	0.49
3:C:467:HIS:ND1	3:C:468:PRO:HD2	2.27	0.49
3:C:728:LEU:HD23	3:C:906:ILE:HG22	1.94	0.49
3:C:888:LYS:HG2	3:C:890:LEU:HD13	1.95	0.49
3:C:1103:ILE:HD13	4:D:547:LEU:HB3	1.94	0.49
4:D:58:TRP:CE3	4:D:68:VAL:HG22	2.47	0.49
4:D:581:MET:HE3	4:D:716:LYS:HB2	1.95	0.49
5:E:57:ARG:O	5:E:57:ARG:HD3	2.12	0.49
3:C:368:ARG:HA	3:C:369:LEU:HB3	1.94	0.49
3:C:984:LEU:HD13	3:C:989:GLY:CA	2.43	0.49
3:C:1080:LEU:HD12	4:D:1253:VAL:HG13	1.95	0.49
4:D:114:LEU:HG	4:D:312:MET:HE2	1.94	0.49
4:D:1165:ARG:HE	4:D:1209:MET:HE1	1.78	0.49
6:F:166:VAL:O	6:F:170:LEU:HG	2.11	0.49
6:F:176:VAL:CG1	6:F:177:ALA:H	2.25	0.49
3:C:215:VAL:O	3:C:223:GLN:HB2	2.12	0.49
3:C:410:ASN:ND2	3:C:412:ARG:HG3	2.28	0.49
3:C:1074:TYR:CE1	4:D:1258:LEU:HD21	2.47	0.49
4:D:27:GLU:HB2	4:D:94:HIS:CE1	2.47	0.49
4:D:1009:LEU:HD23	4:D:1029:LEU:HD12	1.93	0.49
6:F:173:ILE:HG22	6:F:238:LEU:CD1	2.43	0.49
2:A:18:ARG:NH1	2:A:195:ASP:OD2	2.45	0.49
2:A:147:VAL:HG12	2:A:168:TYR:HE2	1.77	0.49
2:A:212:GLY:O	2:A:216:VAL:N	2.34	0.49
2:B:102:PRO:HB3	2:B:130:ASP:HA	1.94	0.49
3:C:632:VAL:CG1	3:C:692:VAL:HG13	2.43	0.49
4:D:67:ARG:NH1	6:F:423:GLN:HA	2.27	0.49
4:D:190:LYS:HZ2	4:D:192:ASP:HB3	1.77	0.49
4:D:411:GLY:O	4:D:415:GLN:HB3	2.13	0.49
4:D:898:VAL:HG11	4:D:919:ALA:HB2	1.93	0.49
4:D:1086:ARG:O	4:D:1087:LEU:HD23	2.13	0.49
4:D:1276:THR:HG22	5:E:102:GLU:HG3	1.95	0.49
6:F:310:MET:O	6:F:313:VAL:HG13	2.13	0.49
3:C:741:ILE:HG22	3:C:742:HIS:N	2.27	0.49
4:D:177:LEU:HD12	4:D:201:GLY:HA3	1.94	0.49
4:D:602:ALA:CB	4:D:607:PRO:O	2.60	0.49

Continued on next page...

Continued from previous page...

Atom-1	Atom-2	Interatomic distance (Å)	Clash overlap (Å)
4:D:1032:VAL:HG23	4:D:1142:VAL:HG11	1.95	0.49
3:C:176:VAL:O	3:C:176:VAL:HG23	2.11	0.49
3:C:199:ARG:HG2	3:C:200:GLY:N	2.27	0.49
3:C:704:MET:CE	3:C:706:LEU:HD21	2.43	0.49
3:C:848:ASP:OD1	3:C:848:ASP:N	2.46	0.49
4:D:656:LYS:HD3	4:D:656:LYS:H	1.77	0.49
4:D:846:LEU:HD12	4:D:846:LEU:N	2.27	0.49
4:D:1222:LEU:HD23	4:D:1244:ASP:OD2	2.12	0.49
5:E:80:VAL:HG12	5:E:94:ARG:HH21	1.78	0.49
3:C:36:ARG:O	3:C:38:PRO:HD3	2.11	0.49
3:C:196:ILE:HG23	3:C:196:ILE:O	2.13	0.49
3:C:203:LEU:HD22	3:C:217:ILE:CG2	2.43	0.49
4:D:125:LEU:O	4:D:129:ILE:HG23	2.13	0.49
4:D:915:VAL:O	4:D:920:PHE:HD2	1.96	0.49
6:F:414:ARG:HG2	6:F:419:LEU:HD12	1.95	0.49
9:T:257:THR:OG1	9:T:260:SER:OG	2.31	0.49
1:J:40:PHE:HZ	1:J:58:ASN:HB2	1.78	0.49
2:A:18:ARG:HA	2:A:204:PRO:HG3	1.95	0.49
2:A:18:ARG:HB2	2:A:196:VAL:O	2.12	0.49
2:B:69:VAL:HG23	2:B:71:GLU:O	2.12	0.49
3:C:649:ILE:HG21	3:C:693:ILE:CG2	2.43	0.49
4:D:20:ILE:HD13	4:D:318:PRO:HD3	1.95	0.49
4:D:363:PRO:HB2	4:D:365:ILE:HD13	1.95	0.49
4:D:716:LYS:HE3	4:D:717:ASP:OD1	2.13	0.49
9:T:286:ILE:CG2	9:T:289:PHE:HB2	2.42	0.49
3:C:55:LEU:HD22	3:C:376:ILE:HB	1.95	0.48
3:C:589:GLU:OE1	3:C:589:GLU:N	2.36	0.48
4:D:331:ASP:N	4:D:331:ASP:OD1	2.45	0.48
7:O:2:DC:H2'	7:O:3:DT:C5'	2.43	0.48
2:A:31:GLY:CA	2:A:192:LEU:HD23	2.32	0.48
2:B:214:THR:O	2:B:218:LEU:HB2	2.12	0.48
3:C:202:TRP:HD1	3:C:202:TRP:H	1.59	0.48
4:D:1171:SER:O	4:D:1202:ALA:HB2	2.13	0.48
2:A:181:THR:H	2:A:189:PHE:C	2.13	0.48
2:B:26:LEU:CD1	2:B:34:LEU:HD21	2.40	0.48
3:C:326:GLU:O	3:C:330:VAL:HG23	2.14	0.48
3:C:475:CYS:CB	3:C:579:SER:HB3	2.43	0.48
4:D:224:ASN:O	4:D:228:LYS:HG3	2.12	0.48
4:D:1069:PRO:HG2	4:D:1073:GLY:N	2.24	0.48
5:E:80:VAL:CG1	5:E:94:ARG:HH21	2.26	0.48
5:E:92:ALA:O	5:E:96:ILE:HG13	2.14	0.48

Continued on next page...

Continued from previous page...

Atom-1	Atom-2	Interatomic distance (Å)	Clash overlap (Å)
6:F:306:ILE:CG2	6:F:310:MET:HB3	2.43	0.48
2:A:49:ALA:HB1	2:A:85:VAL:O	2.12	0.48
2:A:186:ARG:O	2:A:187:THR:HG22	2.13	0.48
3:C:35:LEU:N	3:C:35:LEU:HD12	2.28	0.48
3:C:346:MET:HE2	3:C:348:VAL:HA	1.94	0.48
3:C:510:VAL:HG11	3:C:567:VAL:CG1	2.44	0.48
3:C:710:LEU:O	3:C:1018:TYR:HA	2.13	0.48
3:C:859:LEU:HD22	3:C:860:VAL:N	2.28	0.48
4:D:889:ASP:OD2	4:D:962:ARG:NH2	2.46	0.48
2:A:32:TYR:CE1	2:A:178:VAL:HG22	2.48	0.48
2:A:112:PRO:HB2	2:A:116:VAL:CG2	2.43	0.48
2:B:105:VAL:HG12	2:B:125:ILE:HG21	1.94	0.48
2:B:152:ASN:O	2:B:153:LYS:CB	2.62	0.48
4:D:373:MET:SD	6:F:256:LEU:HB3	2.54	0.48
4:D:884:ILE:HD12	4:D:885:VAL:O	2.13	0.48
4:D:1005:PRO:HG3	4:D:1150:ILE:HD11	1.95	0.48
4:D:1271:ILE:HG12	5:E:105:GLU:HA	1.95	0.48
2:A:44:SER:HB3	3:C:893:GLU:OE1	2.13	0.48
2:A:71:GLU:OE2	2:A:126:ALA:HA	2.12	0.48
2:B:172:LEU:HD12	4:D:620:MET:SD	2.54	0.48
3:C:268:ILE:HG23	3:C:272:LEU:HD22	1.96	0.48
3:C:516:THR:CG2	3:C:518:GLN:HB2	2.43	0.48
3:C:958:PRO:O	3:C:961:SER:OG	2.31	0.48
4:D:576:MET:HE1	4:D:693:ALA:CB	2.43	0.48
4:D:622:MET:HE1	4:D:629:VAL:HG13	1.94	0.48
4:D:924:LEU:HD22	4:D:959:VAL:HG11	1.92	0.48
2:B:52:THR:O	2:B:164:VAL:HG22	2.13	0.48
2:B:76:ILE:HG23	2:B:125:ILE:HD11	1.94	0.48
3:C:124:LEU:HD23	3:C:125:PHE:H	1.79	0.48
3:C:169:GLN:OE1	3:C:370:ARG:NH2	2.44	0.48
3:C:753:THR:HG21	3:C:799:PRO:HD2	1.96	0.48
3:C:754:LYS:HD3	4:D:39:LEU:HD12	1.94	0.48
4:D:330:LEU:HD22	4:D:330:LEU:H	1.77	0.48
4:D:1062:PHE:CE2	4:D:1080:LYS:HD2	2.49	0.48
6:F:465:LEU:HD23	6:F:465:LEU:C	2.34	0.48
2:A:40:ARG:HH21	2:B:32:TYR:HD2	1.62	0.48
2:A:177:LYS:HE2	2:A:193:ILE:HG12	1.96	0.48
3:C:572:VAL:O	3:C:573:SER:HB3	2.13	0.48
4:D:70:PHE:O	4:D:82:VAL:HG11	2.13	0.48
4:D:129:ILE:HD11	4:D:130:TYR:CE2	2.49	0.48
4:D:400:LYS:CE	4:D:404:ASP:HB3	2.42	0.48

Continued on next page...

Continued from previous page...

Atom-1	Atom-2	Interatomic distance (Å)	Clash overlap (Å)
1:J:81:HIS:CG	6:F:195:LEU:HD21	2.49	0.48
2:A:86:SER:CB	2:A:119:HIS:HE2	2.24	0.48
3:C:45:LEU:CD2	3:C:443:LYS:HD2	2.43	0.48
3:C:794:VAL:HG11	3:C:860:VAL:HG11	1.95	0.48
4:D:988:VAL:CG2	4:D:992:GLU:HG3	2.44	0.48
2:A:152:ASN:HB3	2:A:157:ALA:HB3	1.93	0.48
3:C:771:VAL:HG23	3:C:772:LEU:HD13	1.94	0.48
3:C:777:GLU:CD	3:C:777:GLU:H	2.15	0.48
9:T:283:LEU:O	9:T:286:ILE:HG22	2.14	0.48
2:B:94:THR:HA	2:B:138:LEU:O	2.14	0.47
3:C:29:ARG:HG2	3:C:964:ALA:HB2	1.96	0.47
3:C:664:ARG:HB2	3:C:677:GLN:OE1	2.14	0.47
3:C:797:VAL:HG11	3:C:823:VAL:HG21	1.96	0.47
3:C:948:SER:C	3:C:950:LEU:CB	2.83	0.47
2:B:79:ASN:O	2:B:123:MET:CE	2.62	0.47
3:C:38:PRO:CB	3:C:508:ARG:HH21	2.26	0.47
3:C:87:ILE:O	3:C:95:SER:HA	2.13	0.47
3:C:154:LYS:HE2	3:C:630:GLY:O	2.14	0.47
4:D:285:LYS:HA	4:D:289:LYS:HB2	1.94	0.47
6:F:253:MET:HE3	6:F:296:ALA:C	2.34	0.47
9:T:251:ILE:HD12	9:T:254:LEU:HD11	1.96	0.47
2:B:9:LEU:HD21	2:B:208:LEU:HD21	1.96	0.47
3:C:202:TRP:O	3:C:203:LEU:HD23	2.13	0.47
3:C:572:VAL:H	3:C:576:GLN:NE2	2.12	0.47
3:C:716:PRO:O	4:D:724:THR:HB	2.14	0.47
3:C:792:ILE:HD12	3:C:792:ILE:N	2.29	0.47
4:D:1279:ALA:HB1	5:E:79:LEU:HD13	1.95	0.47
6:F:416:ARG:HA	6:F:430:ILE:HD11	1.96	0.47
2:A:82:GLY:CA	2:A:123:MET:HE1	2.44	0.47
3:C:477:ILE:HD11	4:D:852:THR:HG21	1.96	0.47
4:D:137:THR:HG23	4:D:253:THR:OG1	2.15	0.47
4:D:665:THR:HG21	4:D:682:PHE:CE2	2.50	0.47
4:D:723:ALA:O	4:D:726:SER:HB3	2.14	0.47
9:T:264:LEU:HB3	9:T:269:VAL:HG21	1.92	0.47
1:J:58:ASN:HD21	1:J:60:LEU:HD12	1.80	0.47
2:B:198:THR:HG21	2:B:202:ILE:O	2.15	0.47
3:C:752:ASP:OD1	3:C:857:ASN:ND2	2.47	0.47
3:C:919:ILE:HD12	3:C:920:GLY:N	2.30	0.47
3:C:976:LEU:O	3:C:980:LEU:HD23	2.14	0.47
4:D:467:GLN:HA	4:D:467:GLN:NE2	2.29	0.47
4:D:1081:LEU:HB3	4:D:1113:MET:SD	2.54	0.47

Continued on next page...

Continued from previous page...

Atom-1	Atom-2	Interatomic distance (Å)	Clash overlap (Å)
4:D:1153:LYS:O	4:D:1157:VAL:HG23	2.14	0.47
1:J:84:MET:HE2	6:F:272:LYS:HE2	1.97	0.47
2:A:9:LEU:HB2	2:A:23:ILE:HG12	1.97	0.47
2:A:108:GLY:HA2	2:A:121:PRO:HB3	1.96	0.47
2:B:85:VAL:HB	2:B:118:VAL:HA	1.96	0.47
3:C:174:PRO:HB2	3:C:303:GLY:HA3	1.97	0.47
3:C:203:LEU:HD13	3:C:217:ILE:CG2	2.43	0.47
3:C:475:CYS:HA	3:C:577:MET:O	2.15	0.47
4:D:880:SER:O	4:D:995:GLY:HA3	2.13	0.47
4:D:1119:PRO:HA	4:D:1122:VAL:HG12	1.94	0.47
6:F:316:LYS:HD3	6:F:341:MET:HE3	1.97	0.47
6:F:462:ARG:HH11	6:F:465:LEU:HB2	1.78	0.47
7:O:15:DT:H1'	7:O:16:DT:H5''	1.97	0.47
2:B:18:ARG:HG3	2:B:197:GLU:CG	2.41	0.47
2:B:63:PHE:N	2:B:63:PHE:CD1	2.81	0.47
2:B:80:LEU:HG	2:B:125:ILE:HD13	1.96	0.47
2:B:139:VAL:HG21	2:B:161:ARG:HH21	1.79	0.47
2:B:147:VAL:HG13	2:B:166:SER:HB2	1.95	0.47
2:B:202:ILE:HD13	2:B:207:ALA:HB2	1.96	0.47
3:C:272:LEU:C	3:C:274:PRO:HD3	2.35	0.47
3:C:741:ILE:HG22	3:C:742:HIS:H	1.80	0.47
3:C:1033:HIS:HB3	11:C:1205:EDO:O1	2.13	0.47
3:C:1126:VAL:HG23	3:C:1126:VAL:O	2.15	0.47
4:D:91:ARG:O	4:D:321:PRO:HG3	2.15	0.47
4:D:105:TRP:CE2	4:D:1231:THR:HG23	2.49	0.47
4:D:590:THR:CG2	4:D:630:ARG:HE	2.27	0.47
4:D:653:ASN:N	4:D:654:GLY:HA3	2.30	0.47
4:D:799:ILE:HD13	4:D:799:ILE:HA	1.69	0.47
4:D:869:SER:HB2	4:D:1029:LEU:HD21	1.97	0.47
4:D:1247:ASN:O	4:D:1260:PRO:HG3	2.15	0.47
4:D:1276:THR:HG22	5:E:102:GLU:HG2	1.96	0.47
2:A:9:LEU:HD23	2:B:221:LEU:C	2.35	0.47
3:C:896:PRO:HB2	3:C:1001:LEU:HD13	1.97	0.47
4:D:52:PHE:O	4:D:91:ARG:HD2	2.15	0.47
4:D:430:ILE:HD13	4:D:541:MET:HG3	1.96	0.47
1:J:73:LYS:O	1:J:74:LYS:HG3	2.15	0.47
3:C:265:LEU:CD1	3:C:287:LEU:HD12	2.45	0.47
4:D:1117:ALA:O	4:D:1119:PRO:HD3	2.15	0.47
8:P:11:DA:H2'	8:P:12:DA:C8	2.48	0.47
9:T:257:THR:O	9:T:260:SER:N	2.48	0.47
2:A:11:GLU:CD	2:A:205:ARG:HG2	2.35	0.47

Continued on next page...

Continued from previous page...

Atom-1	Atom-2	Interatomic distance (Å)	Clash overlap (Å)
2:B:43:LEU:HD12	2:B:43:LEU:HA	1.77	0.47
3:C:361:ILE:HD12	3:C:361:ILE:N	2.24	0.47
3:C:598:MET:O	3:C:602:MET:HG3	2.15	0.47
3:C:764:ILE:HB	3:C:767:VAL:HG21	1.96	0.47
3:C:1084:SER:OG	4:D:420:LYS:HD3	2.15	0.47
3:C:1117:LYS:HE2	4:D:90:GLU:O	2.15	0.47
4:D:687:MET:CE	4:D:695:ILE:HD11	2.45	0.47
3:C:460:GLY:HA3	3:C:462:GLU:OE1	2.15	0.46
3:C:508:ARG:HD2	3:C:570:MET:HE3	1.97	0.46
3:C:731:ARG:NH1	3:C:735:GLU:OE1	2.48	0.46
3:C:885:VAL:HG22	4:D:536:PHE:O	2.14	0.46
4:D:704:PRO:HD2	4:D:707:VAL:HG21	1.97	0.46
3:C:70:GLU:N	3:C:70:GLU:OE1	2.48	0.46
3:C:167:VAL:HG13	3:C:445:ARG:O	2.16	0.46
4:D:236:VAL:O	4:D:236:VAL:HG12	2.15	0.46
4:D:285:LYS:HG3	4:D:289:LYS:CD	2.45	0.46
4:D:915:VAL:HG23	4:D:920:PHE:HE2	1.80	0.46
4:D:1056:LEU:HD23	4:D:1057:GLU:H	1.79	0.46
2:A:197:GLU:CD	3:C:987:ARG:HH22	2.17	0.46
3:C:372:VAL:O	3:C:376:ILE:HG12	2.15	0.46
3:C:549:ARG:HB2	3:C:561:PHE:CZ	2.50	0.46
3:C:754:LYS:HE2	3:C:754:LYS:N	2.26	0.46
3:C:767:VAL:HB	3:C:771:VAL:HG21	1.96	0.46
4:D:66:LYS:HG2	4:D:66:LYS:O	2.14	0.46
4:D:493:GLU:HA	4:D:513:GLU:OE1	2.14	0.46
4:D:920:PHE:CZ	4:D:948:ILE:HG13	2.50	0.46
2:A:177:LYS:HE2	2:A:193:ILE:CG1	2.46	0.46
2:A:210:SER:HB3	2:B:229:SER:CB	2.44	0.46
2:B:22:VAL:HG12	2:B:193:ILE:CD1	2.42	0.46
3:C:494:TYR:CD2	3:C:572:VAL:HG21	2.44	0.46
3:C:754:LYS:HD3	4:D:39:LEU:CD1	2.46	0.46
3:C:797:VAL:HG11	3:C:823:VAL:CG2	2.45	0.46
3:C:845:SER:O	3:C:850:ASP:HB2	2.16	0.46
3:C:935:TRP:HB2	3:C:982:SER:HB2	1.97	0.46
2:A:68:GLY:CA	2:A:129:ASN:HD21	2.27	0.46
2:A:151:GLN:HB3	3:C:786:GLU:OE2	2.15	0.46
2:B:34:LEU:O	2:B:37:SER:N	2.49	0.46
2:B:181:THR:HB	2:B:182:ARG:CB	2.46	0.46
3:C:523:THR:CG2	3:C:526:GLU:HG2	2.46	0.46
3:C:560:GLU:HG3	3:C:562:VAL:HG23	1.98	0.46
3:C:714:ILE:O	3:C:910:THR:OG1	2.23	0.46

Continued on next page...

Continued from previous page...

Atom-1	Atom-2	Interatomic distance (Å)	Clash overlap (Å)
4:D:447:MET:HE3	4:D:543:VAL:HG21	1.98	0.46
8:P:4:DA:H2''	8:P:5:DC:C6	2.50	0.46
2:B:63:PHE:N	2:B:63:PHE:HD1	2.13	0.46
2:B:105:VAL:HG23	2:B:128:LEU:HD11	1.96	0.46
3:C:26:ALA:HB1	3:C:623:LEU:HD21	1.97	0.46
3:C:477:ILE:O	3:C:477:ILE:HG22	2.16	0.46
3:C:584:MET:O	14:C:1305:HOH:O	2.21	0.46
3:C:727:ILE:HA	3:C:888:LYS:O	2.16	0.46
3:C:1066:ALA:HB1	4:D:506:ARG:HA	1.96	0.46
4:D:102:THR:OG1	4:D:129:ILE:HD12	2.15	0.46
4:D:155:MET:CE	4:D:219:LEU:HD22	2.46	0.46
4:D:618:ALA:HB1	4:D:627:LEU:CD1	2.46	0.46
2:B:65:THR:HG22	2:B:66:VAL:N	2.31	0.46
3:C:96:LEU:HD22	3:C:98:PHE:HE1	1.79	0.46
3:C:781:VAL:HG21	3:C:838:VAL:HG21	1.98	0.46
4:D:226:PHE:CE1	4:D:248:TYR:HB3	2.50	0.46
4:D:693:ALA:O	4:D:697:ASN:HB2	2.16	0.46
4:D:699:LEU:CD1	4:D:711:THR:HG21	2.45	0.46
4:D:1041:PRO:HB3	4:D:1116:ALA:CB	2.46	0.46
6:F:234:LEU:HD23	6:F:270:VAL:HG21	1.97	0.46
8:P:11:DA:H2'	8:P:12:DA:H8	1.81	0.46
3:C:193:VAL:CG1	3:C:205:PHE:HB2	2.46	0.46
3:C:510:VAL:HG12	3:C:568:ASP:O	2.16	0.46
4:D:64:LYS:NZ	4:D:76:GLU:OE2	2.43	0.46
4:D:500:ARG:HB2	4:D:541:MET:HG2	1.98	0.46
4:D:875:ARG:HH22	4:D:1033:GLN:CD	2.18	0.46
4:D:1034:GLU:OE2	4:D:1041:PRO:HA	2.15	0.46
6:F:406:SER:HB3	6:F:409:GLU:HG3	1.98	0.46
3:C:809:GLU:O	3:C:813:ARG:HG2	2.15	0.46
4:D:60:CYS:SG	4:D:63:GLY:N	2.81	0.46
4:D:588:LEU:HD22	4:D:668:GLY:CA	2.44	0.46
4:D:590:THR:HG23	4:D:630:ARG:HE	1.81	0.46
4:D:863:ALA:O	4:D:866:THR:HG22	2.15	0.46
4:D:1174:THR:OG1	4:D:1175:GLU:CB	2.64	0.46
6:F:394:LEU:HB2	6:F:464:TYR:CE1	2.51	0.46
6:F:465:LEU:HD23	6:F:466:ASP:HB2	1.98	0.46
7:O:6:DA:C1'	7:O:7:DC:H5'	2.46	0.46
2:A:24:GLU:HB3	2:A:191:LYS:HB2	1.98	0.46
2:A:63:PHE:HE1	3:C:741:ILE:HD13	1.81	0.46
3:C:169:GLN:HB2	3:C:427:LEU:HD21	1.97	0.46
3:C:178:PHE:CD1	3:C:193:VAL:HB	2.51	0.46

Continued on next page...

Continued from previous page...

Atom-1	Atom-2	Interatomic distance (Å)	Clash overlap (Å)
3:C:659:GLN:OE1	3:C:659:GLN:N	2.48	0.46
3:C:984:LEU:CD1	3:C:989:GLY:HA2	2.46	0.46
4:D:140:ASP:OD2	4:D:143:MET:HB2	2.16	0.46
4:D:320:ILE:HG12	4:D:321:PRO:CD	2.46	0.46
4:D:633:ILE:O	4:D:665:THR:O	2.34	0.46
4:D:656:LYS:O	4:D:656:LYS:CE	2.64	0.46
4:D:1009:LEU:CD1	4:D:1146:GLN:HG3	2.44	0.46
2:A:42:LEU:HD23	2:A:211:ALA:HB2	1.98	0.45
2:A:56:ILE:HB	2:A:59:VAL:CG2	2.43	0.45
2:A:125:ILE:N	2:A:125:ILE:HD12	2.30	0.45
3:C:1118:GLU:OE1	4:D:412:ARG:HG3	2.17	0.45
4:D:518:GLU:O	14:D:2104:HOH:O	2.21	0.45
4:D:738:PRO:HA	4:D:791:PHE:HD2	1.81	0.45
4:D:755:ILE:HD12	4:D:776:ILE:CD1	2.46	0.45
4:D:823:VAL:HG12	4:D:824:THR:N	2.31	0.45
4:D:923:THR:OG1	4:D:962:ARG:HD2	2.16	0.45
6:F:201:LEU:HD11	6:F:219:MET:CB	2.42	0.45
7:O:2:DC:H2''	7:O:3:DT:O5'	2.16	0.45
7:O:28:DT:P	14:O:101:HOH:O	2.74	0.45
1:J:73:LYS:O	1:J:74:LYS:CG	2.64	0.45
2:B:66:VAL:HG12	2:B:69:VAL:HG22	1.98	0.45
2:B:76:ILE:HG23	2:B:125:ILE:HD12	1.97	0.45
3:C:766:ASN:HB3	6:F:465:LEU:HD21	1.98	0.45
4:D:765:ASN:ND2	4:D:767:THR:HG23	2.31	0.45
4:D:899:THR:O	4:D:957:THR:O	2.34	0.45
4:D:1036:PHE:HD2	4:D:1162:MET:HE1	1.81	0.45
4:D:1123:LEU:HB2	4:D:1131:VAL:HG21	1.97	0.45
6:F:454:HIS:CD2	6:F:456:SER:HG	2.34	0.45
7:O:6:DA:H1'	7:O:7:DC:C5'	2.46	0.45
2:A:11:GLU:OE2	2:B:225:LEU:HD22	2.16	0.45
2:B:28:PRO:HA	2:B:190:ASP:OD2	2.16	0.45
2:B:174:VAL:HA	2:B:195:ASP:O	2.16	0.45
3:C:62:ARG:HG3	3:C:66:ILE:HD11	1.98	0.45
4:D:271:ASP:HA	4:D:303:GLN:NE2	2.31	0.45
4:D:581:MET:HE2	4:D:716:LYS:HA	1.99	0.45
4:D:956:ILE:CD1	4:D:956:ILE:O	2.64	0.45
3:C:747:GLU:HG3	3:C:859:LEU:HD21	1.98	0.45
3:C:767:VAL:HB	3:C:771:VAL:CG2	2.46	0.45
3:C:1035:ARG:CZ	3:C:1047:PRO:HB3	2.45	0.45
3:C:1103:ILE:HD12	4:D:548:SER:CA	2.46	0.45
4:D:931:ALA:HA	4:D:932:ASN:HA	1.64	0.45

Continued on next page...

Continued from previous page...

Atom-1	Atom-2	Interatomic distance (Å)	Clash overlap (Å)
4:D:952:LEU:HD12	4:D:952:LEU:HA	1.85	0.45
6:F:176:VAL:CG1	6:F:177:ALA:N	2.79	0.45
6:F:408:ARG:HH21	11:F:506:EDO:H22	1.82	0.45
7:O:27:DA:H4'	7:O:28:DT:OP1	2.17	0.45
2:A:55:ARG:HH12	2:A:161:ARG:CZ	2.28	0.45
2:A:63:PHE:O	3:C:666:PHE:CD2	2.70	0.45
2:B:213:GLY:CA	2:B:216:VAL:HG12	2.45	0.45
3:C:130:PHE:CZ	3:C:403:ILE:HG13	2.52	0.45
3:C:523:THR:HG22	3:C:526:GLU:OE2	2.16	0.45
3:C:638:THR:HG23	3:C:688:GLU:HA	1.98	0.45
3:C:918:ASN:O	3:C:920:GLY:N	2.50	0.45
4:D:277:LEU:HD21	4:D:292:ALA:O	2.17	0.45
4:D:376:GLU:OE2	6:F:165:SER:OG	2.24	0.45
4:D:948:ILE:O	4:D:952:LEU:HB2	2.16	0.45
5:E:28:THR:HG23	5:E:28:THR:O	2.17	0.45
5:E:76:VAL:CG1	5:E:77:GLY:N	2.80	0.45
5:E:80:VAL:CG2	5:E:100:LEU:HD22	2.47	0.45
3:C:29:ARG:HD3	3:C:964:ALA:HB2	1.98	0.45
3:C:203:LEU:HD22	3:C:217:ILE:HB	1.99	0.45
3:C:203:LEU:C	3:C:204:GLU:HG3	2.37	0.45
3:C:231:ALA:HB1	3:C:265:LEU:HD12	1.97	0.45
3:C:780:ILE:HD12	3:C:781:VAL:O	2.16	0.45
3:C:1048:LEU:HD23	3:C:1048:LEU:N	2.21	0.45
4:D:448:ALA:HB1	4:D:491:ILE:HD11	1.98	0.45
6:F:170:LEU:HA	6:F:173:ILE:HG12	1.98	0.45
8:P:17:DT:H5''	9:T:290:GLY:N	2.31	0.45
2:A:108:GLY:CA	2:A:121:PRO:HB3	2.47	0.45
2:B:153:LYS:N	2:B:154:ALA:CA	2.70	0.45
3:C:71:GLU:HA	3:C:71:GLU:OE2	2.17	0.45
3:C:77:LEU:HD23	3:C:77:LEU:HA	1.74	0.45
3:C:575:ARG:HE	3:C:967:VAL:CG2	2.25	0.45
3:C:850:ASP:HB3	3:C:851:GLU:H	1.55	0.45
4:D:287:GLN:HG3	4:D:288:LYS:HZ2	1.81	0.45
4:D:910:ILE:O	4:D:910:ILE:HG12	2.17	0.45
6:F:186:GLU:OE1	6:F:186:GLU:HA	2.17	0.45
1:J:51:PRO:O	1:J:64:LEU:HD12	2.16	0.45
3:C:346:MET:HB2	3:C:356:VAL:CG2	2.47	0.45
3:C:895:MET:HE2	3:C:895:MET:HB2	1.66	0.45
3:C:913:VAL:HB	3:C:914:PRO:HD3	1.97	0.45
3:C:1037:THR:HG22	3:C:1038:GLY:N	2.32	0.45
8:P:11:DA:H2''	8:P:12:DA:H5'	1.96	0.45

Continued on next page...

Continued from previous page...

Atom-1	Atom-2	Interatomic distance (Å)	Clash overlap (Å)
2:B:74:THR:OG1	4:D:608:GLU:OE1	2.35	0.45
2:B:99:LYS:HE2	2:B:99:LYS:HB3	1.65	0.45
3:C:394:ARG:HG3	3:C:398:GLN:CG	2.47	0.45
3:C:780:ILE:O	3:C:780:ILE:HG13	2.16	0.45
3:C:1043:ILE:HD12	3:C:1043:ILE:H	1.81	0.45
4:D:102:THR:HG23	4:D:258:ALA:CB	2.47	0.45
4:D:608:GLU:O	4:D:609:GLN:HB2	2.17	0.45
4:D:972:GLY:HA2	10:D:2005:SO4:O2	2.17	0.45
1:J:88:ARG:HG3	1:J:89:ARG:N	2.32	0.45
2:B:147:VAL:HG13	2:B:147:VAL:O	2.17	0.45
2:B:196:VAL:HG13	2:B:196:VAL:O	2.17	0.45
3:C:523:THR:HG23	3:C:526:GLU:HG2	1.99	0.45
3:C:614:ALA:HA	3:C:705:ALA:CB	2.47	0.45
4:D:1110:ASP:N	4:D:1110:ASP:OD1	2.50	0.45
2:B:28:PRO:HD3	2:B:189:PHE:CD1	2.52	0.44
3:C:193:VAL:HG22	3:C:194:LYS:N	2.32	0.44
3:C:632:VAL:HG13	3:C:694:ALA:O	2.17	0.44
3:C:1003:ASP:OD1	3:C:1005:ARG:HB3	2.17	0.44
4:D:720:PHE:O	4:D:724:THR:HG23	2.17	0.44
4:D:982:MET:HE3	4:D:1151:HIS:CG	2.52	0.44
1:J:57:ARG:HG3	4:D:25:TYR:HA	1.98	0.44
3:C:53:GLU:OE2	3:C:60:ARG:NH1	2.35	0.44
3:C:71:GLU:C	3:C:73:PRO:HD3	2.38	0.44
3:C:197:PRO:HB3	3:C:297:TYR:OH	2.16	0.44
4:D:243:GLU:HG2	4:D:247:ARG:HH21	1.81	0.44
8:P:3:DC:H2"	8:P:4:DA:H8	1.81	0.44
2:A:216:VAL:HG13	2:B:216:VAL:HG23	1.99	0.44
2:A:219:PHE:CE1	2:B:38:LEU:HD21	2.52	0.44
3:C:291:PHE:O	3:C:297:TYR:HB3	2.17	0.44
3:C:404:THR:HG23	3:C:407:THR:HG23	1.98	0.44
3:C:615:PRO:HB3	3:C:1020:TYR:CE2	2.51	0.44
3:C:723:GLU:HA	3:C:723:GLU:OE1	2.18	0.44
4:D:591:LEU:HD23	4:D:630:ARG:O	2.18	0.44
4:D:644:THR:HA	4:D:647:GLU:CD	2.36	0.44
5:E:53:TYR:CE1	5:E:101:LEU:HD12	2.53	0.44
6:F:394:LEU:HD13	6:F:464:TYR:CG	2.52	0.44
2:A:18:ARG:HA	2:A:204:PRO:CG	2.47	0.44
3:C:80:VAL:CG2	3:C:377:GLN:HG3	2.47	0.44
3:C:1015:THR:OG1	4:D:731:SER:OG	2.36	0.44
4:D:58:TRP:HH2	4:D:84:ARG:NH2	2.16	0.44
4:D:911:ARG:HG2	4:D:952:LEU:HD21	2.00	0.44

Continued on next page...

Continued from previous page...

Atom-1	Atom-2	Interatomic distance (Å)	Clash overlap (Å)
4:D:929:VAL:HG23	4:D:929:VAL:O	2.17	0.44
5:E:57:ARG:NH2	5:E:77:GLY:HA3	2.31	0.44
6:F:462:ARG:HA	6:F:462:ARG:HD3	1.79	0.44
1:J:58:ASN:HD21	1:J:60:LEU:CG	2.31	0.44
3:C:154:LYS:O	3:C:443:LYS:HE3	2.17	0.44
4:D:240:LEU:HD23	4:D:240:LEU:C	2.38	0.44
2:A:90:ASP:O	2:A:91:GLU:CG	2.66	0.44
2:A:174:VAL:O	3:C:901:GLY:HA3	2.18	0.44
2:A:187:THR:O	2:A:187:THR:HG23	2.17	0.44
2:B:150:VAL:HG13	2:B:150:VAL:O	2.17	0.44
4:D:130:TYR:O	4:D:372:ARG:HD3	2.17	0.44
4:D:814:ARG:O	4:D:817:ALA:O	2.36	0.44
4:D:884:ILE:HD11	4:D:886:ARG:CD	2.48	0.44
4:D:1165:ARG:HG2	4:D:1183:GLU:HA	1.99	0.44
4:D:1174:THR:CG2	4:D:1176:PHE:N	2.74	0.44
6:F:337:LEU:HD12	6:F:337:LEU:HA	1.78	0.44
1:J:28:GLN:N	1:J:44:PHE:O	2.50	0.44
1:J:69:VAL:N	1:J:70:PRO:HD3	2.33	0.44
2:A:48:GLY:O	2:A:142:ARG:HG2	2.16	0.44
2:A:78:LEU:CD1	3:C:611:ARG:HH11	2.31	0.44
3:C:41:VAL:HG22	3:C:494:TYR:HE1	1.83	0.44
3:C:291:PHE:HA	3:C:297:TYR:HB2	1.99	0.44
4:D:58:TRP:HA	4:D:82:VAL:HG23	2.00	0.44
4:D:129:ILE:HG12	4:D:130:TYR:CD2	2.53	0.44
4:D:439:HIS:O	4:D:513:GLU:N	2.48	0.44
4:D:525:HIS:O	4:D:528:VAL:HG22	2.18	0.44
4:D:600:GLN:CB	4:D:601:ALA:HA	2.48	0.44
4:D:633:ILE:HD13	4:D:635:VAL:HG13	1.99	0.44
4:D:739:PRO:HD3	4:D:791:PHE:CE2	2.53	0.44
9:T:280:GLU:HG3	9:T:294:ILE:HD13	2.00	0.44
1:J:104:LEU:HD23	1:J:104:LEU:O	2.18	0.44
2:A:10:SER:OG	2:A:22:VAL:HG13	2.18	0.44
2:A:96:TYR:O	2:A:111:VAL:HG13	2.17	0.44
2:A:193:ILE:HD12	2:A:193:ILE:C	2.38	0.44
3:C:62:ARG:HG3	3:C:66:ILE:CD1	2.47	0.44
3:C:619:THR:OG1	3:C:620:GLY:N	2.50	0.44
3:C:1066:ALA:CB	4:D:506:ARG:HA	2.48	0.44
4:D:12:ILE:HD11	4:D:1221:TRP:CE2	2.53	0.44
4:D:796:ASN:ND2	4:D:798:ILE:HB	2.28	0.44
5:E:29:PRO:CG	5:E:34:ASN:HB2	2.47	0.44
2:A:54:ILE:C	2:A:54:ILE:HD12	2.38	0.44

Continued on next page...

Continued from previous page...

Atom-1	Atom-2	Interatomic distance (Å)	Clash overlap (Å)
2:B:95:MET:CE	2:B:110:ILE:HD11	2.47	0.44
2:B:170:PRO:CB	2:B:202:ILE:HD11	2.43	0.44
2:B:191:LYS:HG2	2:B:193:ILE:HD11	1.99	0.44
4:D:735:VAL:CG1	4:D:816:LEU:HD22	2.48	0.44
4:D:735:VAL:CG1	4:D:840:ARG:HD2	2.42	0.44
6:F:320:ILE:HG22	6:F:337:LEU:HD12	2.00	0.44
2:B:79:ASN:O	2:B:123:MET:HE2	2.18	0.43
3:C:426:GLN:CD	3:C:450:GLY:HA2	2.37	0.43
3:C:498:ASN:HB2	3:C:502:PHE:O	2.18	0.43
4:D:397:ARG:HG3	4:D:397:ARG:O	2.18	0.43
4:D:1152:ASP:O	4:D:1156:GLU:HG3	2.18	0.43
9:T:269:VAL:O	9:T:269:VAL:HG23	2.17	0.43
2:B:17:ASN:OD1	2:B:17:ASN:N	2.36	0.43
2:B:111:VAL:O	2:B:111:VAL:HG13	2.17	0.43
3:C:166:VAL:CG1	3:C:372:VAL:HG23	2.48	0.43
3:C:228:LEU:HD23	3:C:228:LEU:HA	1.70	0.43
3:C:595:ARG:HA	3:C:595:ARG:HD2	1.90	0.43
3:C:706:LEU:N	14:C:1306:HOH:O	2.25	0.43
3:C:788:ARG:O	3:C:830:VAL:CG1	2.67	0.43
3:C:875:LYS:C	3:C:876:LEU:HD12	2.37	0.43
4:D:799:ILE:CG2	4:D:803:LYS:HE2	2.48	0.43
4:D:1123:LEU:HA	4:D:1131:VAL:HG22	2.01	0.43
6:F:244:LEU:HD12	6:F:289:ILE:HG21	2.00	0.43
8:P:4:DA:H2"	8:P:5:DC:H6	1.82	0.43
2:A:40:ARG:CZ	2:B:33:THR:HG22	2.48	0.43
2:B:104:VAL:O	2:B:104:VAL:HG13	2.18	0.43
2:B:151:GLN:HG2	2:B:151:GLN:O	2.17	0.43
3:C:947:ALA:O	3:C:951:PRO:HD2	2.19	0.43
3:C:1028:VAL:HG12	4:D:429:VAL:CG1	2.47	0.43
4:D:47:PHE:CD1	4:D:322:PRO:HB3	2.52	0.43
4:D:813:THR:O	4:D:813:THR:HG22	2.18	0.43
4:D:1181:LEU:HD22	4:D:1207:VAL:HG11	2.01	0.43
2:B:71:GLU:OE2	2:B:127:THR:HG23	2.18	0.43
4:D:23:TRP:HB3	4:D:92:MET:HE3	2.00	0.43
4:D:138:SER:HB3	4:D:253:THR:HG1	1.80	0.43
4:D:143:MET:HE2	4:D:251:TYR:CD1	2.54	0.43
4:D:901:ALA:HB2	4:D:912:ASP:H	1.82	0.43
6:F:345:PRO:HA	6:F:348:VAL:HG13	1.99	0.43
3:C:174:PRO:O	3:C:303:GLY:HA2	2.18	0.43
3:C:344:THR:O	3:C:344:THR:HG22	2.19	0.43
3:C:505:THR:HG22	3:C:506:PRO:HD2	2.00	0.43

Continued on next page...

Continued from previous page...

Atom-1	Atom-2	Interatomic distance (Å)	Clash overlap (Å)
3:C:587:PHE:HB3	3:C:590:HIS:HD2	1.84	0.43
4:D:114:LEU:HG	4:D:312:MET:CE	2.47	0.43
6:F:321:GLN:NE2	6:F:331:GLU:OE2	2.52	0.43
6:F:349:LEU:HD12	6:F:349:LEU:HA	1.80	0.43
9:T:254:LEU:HB2	9:T:256:LEU:HG	2.01	0.43
1:J:69:VAL:N	1:J:70:PRO:CD	2.82	0.43
2:B:152:ASN:CA	2:B:154:ALA:HA	2.47	0.43
3:C:265:LEU:HD21	3:C:284:GLN:HA	2.00	0.43
3:C:390:VAL:HG11	3:C:394:ARG:HH21	1.84	0.43
3:C:667:ALA:HB3	3:C:675:ALA:HB3	2.01	0.43
3:C:973:GLU:CB	4:D:732:MET:HE1	2.49	0.43
3:C:1025:HIS:CD2	3:C:1025:HIS:O	2.72	0.43
4:D:163:GLU:HG2	4:D:166:ARG:HH21	1.83	0.43
6:F:171:LYS:HB3	6:F:171:LYS:HE2	1.78	0.43
6:F:465:LEU:O	6:F:466:ASP:HB2	2.17	0.43
1:J:106:LYS:HE2	1:J:106:LYS:HB3	1.77	0.43
2:B:74:THR:HG21	4:D:608:GLU:OE1	2.18	0.43
3:C:43:GLY:O	3:C:46:ASP:HB2	2.18	0.43
3:C:98:PHE:HE2	3:C:387:MET:HE1	1.84	0.43
3:C:577:MET:CE	4:D:849:PHE:HD1	2.30	0.43
3:C:1130:SER:HB3	3:C:1132:ASP:C	2.39	0.43
4:D:246:ASP:OD1	4:D:246:ASP:N	2.50	0.43
4:D:269:ASP:OD2	4:D:272:ALA:N	2.52	0.43
4:D:1119:PRO:O	4:D:1122:VAL:HG13	2.19	0.43
2:A:210:SER:CB	2:B:229:SER:CB	2.96	0.43
2:B:33:THR:OG1	2:B:34:LEU:N	2.51	0.43
3:C:361:ILE:H	3:C:361:ILE:CD1	2.28	0.43
3:C:447:SER:HB2	3:C:449:LEU:HD11	2.00	0.43
3:C:728:LEU:HD22	3:C:906:ILE:HG22	1.96	0.43
3:C:1100:GLY:CA	4:D:458:LYS:HE3	2.43	0.43
5:E:37:ILE:H	5:E:37:ILE:HG13	1.27	0.43
2:B:28:PRO:HA	2:B:29:GLY:HA2	1.80	0.43
2:B:64:THR:C	2:B:65:THR:HG1	2.04	0.43
3:C:51:SER:HB2	3:C:371:THR:OG1	2.19	0.43
3:C:365:GLY:HA3	3:C:525:ASP:OD1	2.19	0.43
3:C:369:LEU:HD12	3:C:369:LEU:HA	1.61	0.43
3:C:405:PRO:O	3:C:409:ILE:HG13	2.19	0.43
3:C:479:THR:OG1	3:C:480:PRO:CD	2.67	0.43
3:C:1001:LEU:HB2	3:C:1010:PHE:HD2	1.83	0.43
4:D:1140:GLN:NE2	4:D:1155:ILE:HD12	2.34	0.43
7:O:12:DG:C8	7:O:13:DT:H72	2.53	0.43

Continued on next page...

Continued from previous page...

Atom-1	Atom-2	Interatomic distance (Å)	Clash overlap (Å)
2:B:68:GLY:O	2:B:129:ASN:N	2.41	0.43
2:B:151:GLN:C	2:B:154:ALA:HB1	2.39	0.43
3:C:197:PRO:HB3	3:C:297:TYR:CZ	2.54	0.43
3:C:427:LEU:HD12	3:C:427:LEU:N	2.34	0.43
3:C:895:MET:HG3	3:C:896:PRO:CD	2.49	0.43
3:C:1049:GLY:HA3	4:D:421:ARG:CZ	2.49	0.43
4:D:131:PHE:HA	4:D:256:MET:HE2	2.01	0.43
4:D:656:LYS:O	4:D:656:LYS:HE2	2.19	0.43
5:E:53:TYR:HE1	5:E:101:LEU:HD12	1.84	0.43
2:A:40:ARG:CD	2:B:33:THR:HG22	2.41	0.42
3:C:113:CYS:HA	3:C:118:MET:HG3	2.01	0.42
3:C:128:ALA:CB	3:C:405:PRO:HB3	2.49	0.42
3:C:466:VAL:HG12	4:D:856:ARG:CZ	2.49	0.42
3:C:839:ILE:HD12	3:C:865:ALA:HB2	2.01	0.42
3:C:949:LYS:HG3	3:C:949:LYS:O	2.19	0.42
4:D:397:ARG:NH2	6:F:360:SER:OG	2.52	0.42
4:D:938:GLU:OE1	4:D:938:GLU:N	2.35	0.42
4:D:1056:LEU:HD23	4:D:1057:GLU:N	2.34	0.42
2:A:24:GLU:HB3	2:A:191:LYS:CG	2.49	0.42
2:A:147:VAL:CG1	2:A:166:SER:HB2	2.48	0.42
2:B:22:VAL:HG12	2:B:193:ILE:HG23	2.00	0.42
2:B:64:THR:HA	2:B:73:VAL:HG21	2.00	0.42
3:C:114:LYS:HG2	3:C:161:GLY:O	2.19	0.42
3:C:310:LYS:O	3:C:354:VAL:HG21	2.19	0.42
3:C:475:CYS:HB2	3:C:579:SER:HB3	2.00	0.42
3:C:1090:ARG:O	3:C:1093:VAL:HG12	2.19	0.42
4:D:599:TYR:CA	4:D:610:GLY:HA3	2.48	0.42
4:D:831:ILE:HA	4:D:831:ILE:HD12	1.72	0.42
6:F:263:ASN:O	6:F:267:ILE:HG13	2.19	0.42
6:F:440:ARG:O	6:F:444:ILE:HG13	2.19	0.42
1:J:58:ASN:HD21	1:J:60:LEU:HG	1.83	0.42
2:A:34:LEU:HD23	2:A:34:LEU:HA	1.77	0.42
2:A:84:VAL:HG13	2:A:84:VAL:O	2.19	0.42
3:C:31:SER:HA	3:C:964:ALA:O	2.19	0.42
3:C:562:VAL:HG12	3:C:563:SER:N	2.34	0.42
3:C:1001:LEU:N	3:C:1001:LEU:HD23	2.34	0.42
4:D:647:GLU:OE1	4:D:655:TRP:HH2	2.02	0.42
4:D:1034:GLU:O	14:D:2105:HOH:O	2.21	0.42
4:D:1163:LEU:HA	4:D:1163:LEU:HD23	1.79	0.42
5:E:81:GLU:O	5:E:94:ARG:NH2	2.48	0.42
6:F:452:LEU:HD12	6:F:452:LEU:HA	1.83	0.42

Continued on next page...

Continued from previous page...

Atom-1	Atom-2	Interatomic distance (Å)	Clash overlap (Å)
2:A:98:ARG:O	2:A:99:LYS:HD2	2.19	0.42
2:A:161:ARG:O	2:A:163:PRO:HD3	2.19	0.42
3:C:169:GLN:HB2	3:C:427:LEU:CD2	2.50	0.42
3:C:529:ARG:HB3	3:C:529:ARG:CZ	2.49	0.42
3:C:602:MET:HA	3:C:605:GLN:HB2	2.02	0.42
4:D:35:ASN:OD1	4:D:37:ARG:N	2.47	0.42
4:D:568:PRO:HB3	4:D:983:ALA:HB2	2.02	0.42
4:D:633:ILE:C	4:D:633:ILE:HD12	2.39	0.42
4:D:686:GLN:O	4:D:686:GLN:HG3	2.19	0.42
2:A:146:TYR:OH	3:C:869:LYS:NZ	2.53	0.42
3:C:454:LEU:HD12	3:C:454:LEU:O	2.19	0.42
3:C:1003:ASP:HB2	3:C:1010:PHE:CE1	2.54	0.42
3:C:1074:TYR:CZ	4:D:1258:LEU:HD21	2.55	0.42
4:D:51:ILE:H	4:D:51:ILE:HG12	1.67	0.42
4:D:83:THR:OG1	4:D:84:ARG:N	2.53	0.42
4:D:452:PHE:CE1	4:D:491:ILE:HG12	2.55	0.42
4:D:584:GLY:HA3	4:D:719:GLY:O	2.19	0.42
4:D:641:ARG:CZ	4:D:655:TRP:CZ2	3.02	0.42
4:D:687:MET:HE2	4:D:695:ILE:HD11	2.00	0.42
4:D:781:THR:CG2	4:D:814:ARG:HD2	2.49	0.42
4:D:900:LEU:HD11	4:D:948:ILE:HD12	2.02	0.42
4:D:1044:LYS:HE3	4:D:1118:ASP:HB2	2.01	0.42
4:D:1170:ASP:O	4:D:1202:ALA:HA	2.19	0.42
5:E:60:GLN:HG3	5:E:74:GLU:CB	2.49	0.42
6:F:325:LEU:HD23	6:F:330:ARG:O	2.18	0.42
2:A:175:THR:HG22	2:A:195:ASP:HB3	2.01	0.42
2:B:26:LEU:HD13	2:B:30:PHE:HB3	2.02	0.42
3:C:691:GLN:HG2	3:C:692:VAL:H	1.84	0.42
3:C:751:ARG:CD	3:C:856:VAL:HG22	2.50	0.42
4:D:117:LEU:O	4:D:117:LEU:HD22	2.19	0.42
4:D:334:ARG:HD3	6:F:356:ARG:NH2	2.35	0.42
4:D:735:VAL:HG11	4:D:816:LEU:CD2	2.50	0.42
4:D:934:ASN:OD1	4:D:934:ASN:N	2.53	0.42
4:D:1171:SER:HA	4:D:1174:THR:CG2	2.48	0.42
4:D:1208:LEU:HD23	4:D:1208:LEU:HA	1.85	0.42
3:C:985:PRO:HB3	3:C:989:GLY:HA2	2.01	0.42
4:D:653:ASN:HB2	4:D:654:GLY:HA2	1.99	0.42
2:B:50:ALA:HB2	2:B:167:ILE:O	2.19	0.42
2:B:182:ARG:C	2:B:184:GLU:H	2.21	0.42
3:C:203:LEU:HD22	3:C:217:ILE:HA	2.02	0.42
3:C:627:ILE:HD12	3:C:628:ASP:N	2.35	0.42

Continued on next page...

Continued from previous page...

Atom-1	Atom-2	Interatomic distance (Å)	Clash overlap (Å)
3:C:963:VAL:HG12	3:C:964:ALA:N	2.35	0.42
4:D:245:GLN:O	4:D:249:GLY:HA3	2.19	0.42
6:F:310:MET:O	6:F:314:ILE:HG13	2.20	0.42
2:A:40:ARG:NH2	2:B:32:TYR:HD2	2.18	0.42
3:C:616:LEU:HB2	3:C:709:ASN:CG	2.40	0.42
3:C:885:VAL:HG11	4:D:538:GLY:HA2	2.02	0.42
3:C:1122:LEU:HD12	3:C:1122:LEU:HA	1.83	0.42
4:D:250:GLU:HG3	4:D:251:TYR:CE2	2.55	0.42
4:D:640:LEU:O	4:D:656:LYS:HE3	2.19	0.42
4:D:991:GLY:HA2	4:D:1265:ILE:CD1	2.50	0.42
1:J:48:ALA:HB2	4:D:65:TYR:OH	2.19	0.42
2:A:93:VAL:CG2	2:A:113:PRO:HG3	2.49	0.42
2:B:226:ASN:O	2:B:227:ALA:HB3	2.19	0.42
3:C:89:ASP:OD1	3:C:89:ASP:N	2.51	0.42
3:C:178:PHE:CE1	3:C:193:VAL:HG21	2.55	0.42
3:C:263:GLU:HA	3:C:266:LEU:HD12	2.01	0.42
3:C:279:THR:H	3:C:282:SER:HG	1.66	0.42
3:C:467:HIS:HD2	3:C:469:SER:OG	2.02	0.42
3:C:510:VAL:HG11	3:C:567:VAL:CB	2.50	0.42
3:C:870:ILE:HD12	3:C:870:ILE:HA	1.91	0.42
3:C:982:SER:CB	3:C:983:THR:HG23	2.29	0.42
4:D:556:ARG:O	4:D:560:LEU:HB2	2.19	0.42
4:D:579:LEU:HD23	4:D:807:THR:HB	2.02	0.42
4:D:742:GLN:O	4:D:746:GLU:HG2	2.19	0.42
4:D:951:LEU:HD22	4:D:956:ILE:HG12	2.01	0.42
6:F:320:ILE:O	6:F:324:LEU:HB2	2.19	0.42
2:A:95:MET:N	2:A:138:LEU:O	2.32	0.41
2:B:65:THR:N	2:B:73:VAL:HG23	2.35	0.41
2:B:147:VAL:CG1	2:B:166:SER:HB2	2.50	0.41
3:C:85:SER:HA	3:C:86:PRO:HA	1.68	0.41
3:C:400:VAL:C	3:C:402:ALA:H	2.22	0.41
3:C:939:VAL:HG22	3:C:940:ALA:CA	2.50	0.41
4:D:527:LEU:CD1	4:D:712:VAL:HG12	2.49	0.41
2:B:97:LEU:HD23	2:B:136:VAL:CG1	2.50	0.41
3:C:583:ALA:HB3	3:C:621:MET:HG3	2.01	0.41
4:D:110:VAL:O	4:D:110:VAL:HG13	2.20	0.41
4:D:740:GLN:H	4:D:740:GLN:NE2	2.04	0.41
4:D:1036:PHE:O	4:D:1211:ILE:HG23	2.20	0.41
4:D:1258:LEU:HD12	4:D:1258:LEU:HA	1.90	0.41
5:E:80:VAL:CG1	5:E:81:GLU:H	2.34	0.41
9:T:256:LEU:HB3	9:T:260:SER:HB2	2.00	0.41

Continued on next page...

Continued from previous page...

Atom-1	Atom-2	Interatomic distance (Å)	Clash overlap (Å)
1:J:71:GLU:HG2	1:J:72:PRO:HD2	2.02	0.41
2:A:2:LEU:HD12	2:B:143:GLY:CA	2.50	0.41
2:A:214:THR:HG23	2:B:231:HIS:CG	2.55	0.41
2:B:176:TYR:H	2:B:176:TYR:HD1	1.68	0.41
3:C:723:GLU:HB3	4:D:536:PHE:HD1	1.85	0.41
3:C:1014:VAL:HA	4:D:729:THR:HG21	2.02	0.41
4:D:82:VAL:HG13	4:D:82:VAL:O	2.21	0.41
4:D:433:GLY:HA3	4:D:436:LEU:HD12	2.01	0.41
6:F:246:LYS:HE2	6:F:246:LYS:HB3	1.96	0.41
2:B:8:THR:O	2:B:23:ILE:HA	2.21	0.41
2:B:47:PRO:HA	2:B:144:ARG:CG	2.45	0.41
3:C:493:VAL:HG23	3:C:578:VAL:O	2.20	0.41
3:C:851:GLU:O	3:C:852:LEU:CG	2.64	0.41
3:C:1031:LYS:NZ	10:C:1203:SO4:S	2.93	0.41
4:D:133:ALA:HB3	4:D:234:LEU:HD21	2.01	0.41
4:D:924:LEU:HD21	4:D:959:VAL:HG11	2.01	0.41
4:D:1249:LEU:HB3	4:D:1260:PRO:HD2	2.02	0.41
2:A:106:THR:HB	2:A:123:MET:O	2.20	0.41
2:B:161:ARG:HA	2:B:161:ARG:HD3	1.53	0.41
3:C:103:PHE:CE2	3:C:124:LEU:HG	2.56	0.41
3:C:186:THR:HG23	3:C:188:LYS:H	1.84	0.41
3:C:508:ARG:HD2	3:C:570:MET:HE2	2.01	0.41
3:C:508:ARG:CD	3:C:570:MET:HE2	2.51	0.41
3:C:610:VAL:HG23	3:C:611:ARG:N	2.36	0.41
4:D:92:MET:N	14:D:2109:HOH:O	2.32	0.41
4:D:699:LEU:HD11	4:D:711:THR:HG21	2.02	0.41
4:D:1191:ASN:OD1	4:D:1202:ALA:HB3	2.20	0.41
5:E:29:PRO:CB	5:E:33:THR:HG23	2.50	0.41
1:J:84:MET:CE	6:F:272:LYS:HB2	2.51	0.41
3:C:180:GLU:HB3	3:C:191:HIS:CD2	2.56	0.41
3:C:781:VAL:CG2	3:C:838:VAL:HG21	2.50	0.41
3:C:870:ILE:HG13	3:C:886:ILE:CD1	2.50	0.41
3:C:946:TRP:CE2	3:C:978:GLY:HA3	2.56	0.41
4:D:113:ARG:HB2	4:D:312:MET:CE	2.46	0.41
4:D:740:GLN:O	4:D:744:ILE:HG13	2.19	0.41
4:D:788:LEU:C	4:D:788:LEU:HD23	2.41	0.41
4:D:884:ILE:HD11	4:D:886:ARG:HD3	2.03	0.41
9:T:297:VAL:O	9:T:301:LEU:HG	2.20	0.41
2:A:12:GLU:HB2	2:A:20:ARG:O	2.20	0.41
2:A:42:LEU:O	2:A:46:ILE:HG12	2.21	0.41
3:C:400:VAL:O	3:C:401:GLU:HB3	2.20	0.41

Continued on next page...

Continued from previous page...

Atom-1	Atom-2	Interatomic distance (Å)	Clash overlap (Å)
3:C:506:PRO:O	3:C:572:VAL:HG13	2.20	0.41
3:C:727:ILE:O	3:C:728:LEU:HD23	2.21	0.41
3:C:967:VAL:HG23	3:C:968:PHE:N	2.33	0.41
4:D:755:ILE:HD13	4:D:772:SER:OG	2.20	0.41
4:D:791:PHE:O	4:D:791:PHE:HD1	2.04	0.41
4:D:877:VAL:O	4:D:881:GLN:HB3	2.21	0.41
4:D:1122:VAL:HG23	4:D:1126:GLN:HE21	1.84	0.41
4:D:1168:ILE:HD13	4:D:1176:PHE:CG	2.55	0.41
4:D:1181:LEU:CD1	4:D:1213:LYS:HE2	2.51	0.41
1:J:85:LEU:O	1:J:85:LEU:HD12	2.20	0.41
2:B:158:GLU:CB	2:B:161:ARG:HB2	2.46	0.41
3:C:189:THR:O	3:C:190:LEU:HG	2.20	0.41
3:C:783:ILE:H	3:C:783:ILE:CD1	2.07	0.41
2:A:46:ILE:HA	2:A:47:PRO:HD3	1.91	0.41
2:B:30:PHE:CA	2:B:33:THR:HG23	2.47	0.41
2:B:151:GLN:CG	2:B:151:GLN:O	2.68	0.41
2:B:191:LYS:HE2	2:B:191:LYS:HB3	1.90	0.41
3:C:165:VAL:HG23	3:C:431:MET:HB2	2.02	0.41
3:C:434:ASN:HA	3:C:673:THR:OG1	2.21	0.41
3:C:494:TYR:HD2	3:C:572:VAL:CG2	2.28	0.41
3:C:538:PRO:O	3:C:546:THR:OG1	2.38	0.41
3:C:644:VAL:O	3:C:644:VAL:HG23	2.21	0.41
3:C:708:LYS:HG3	3:C:737:VAL:HG23	2.03	0.41
3:C:1011:PRO:HB2	3:C:1012:TYR:CD2	2.56	0.41
4:D:155:MET:HE1	4:D:219:LEU:HB3	2.03	0.41
4:D:229:LEU:HA	4:D:233:GLN:OE1	2.21	0.41
4:D:365:ILE:HD11	6:F:235:GLU:OE2	2.21	0.41
4:D:680:TYR:HA	4:D:681:PRO:HD3	1.94	0.41
4:D:797:PRO:O	4:D:801:ILE:HG13	2.21	0.41
4:D:815:THR:CG2	4:D:820:LYS:HA	2.35	0.41
4:D:1004:GLU:HB3	4:D:1005:PRO:HD3	2.03	0.41
4:D:1069:PRO:HB2	4:D:1071:ASP:OD1	2.21	0.41
5:E:78:PRO:O	5:E:80:VAL:O	2.39	0.41
5:E:80:VAL:CG1	5:E:81:GLU:N	2.83	0.41
6:F:306:ILE:HG22	6:F:310:MET:HB3	2.03	0.41
7:O:31:DT:H5'	7:O:31:DT:C6	2.56	0.41
9:T:279:THR:CG2	9:T:282:ASP:HB2	2.44	0.41
9:T:283:LEU:HD23	9:T:283:LEU:HA	1.87	0.41
2:B:134:LEU:HD23	2:B:135:GLU:N	2.36	0.41
3:C:31:SER:O	3:C:954:LEU:HD11	2.21	0.41
3:C:574:PRO:HB2	3:C:968:PHE:HB2	2.03	0.41

Continued on next page...

Continued from previous page...

Atom-1	Atom-2	Interatomic distance (Å)	Clash overlap (Å)
3:C:758:GLU:CG	3:C:798:THR:HG22	2.38	0.41
3:C:1041:SER:HB3	3:C:1044:THR:O	2.21	0.41
4:D:31:PRO:HB3	4:D:348:ILE:HG23	2.03	0.41
4:D:412:ARG:HA	4:D:416:ASN:HD22	1.86	0.41
4:D:831:ILE:O	4:D:831:ILE:HG22	2.19	0.41
6:F:324:LEU:CD2	6:F:328:LEU:HD22	2.51	0.41
6:F:359:ILE:HG22	6:F:360:SER:N	2.35	0.41
7:O:6:DA:H2 [?]	7:O:7:DC:OP2	2.20	0.41
2:B:105:VAL:HB	2:B:125:ILE:CG2	2.47	0.40
3:C:33:ALA:HB2	3:C:966:PRO:CG	2.50	0.40
3:C:270:ARG:O	3:C:274:PRO:HG3	2.21	0.40
4:D:243:GLU:HA	4:D:246:ASP:OD1	2.21	0.40
4:D:281:ILE:HD12	4:D:282:ARG:N	2.36	0.40
4:D:1181:LEU:CD2	4:D:1207:VAL:HG11	2.51	0.40
6:F:332:PRO:HA	6:F:336:GLU:OE1	2.21	0.40
1:J:58:ASN:HD21	1:J:60:LEU:CD1	2.33	0.40
2:A:95:MET:HE2	2:A:110:ILE:HG22	2.03	0.40
2:A:218:LEU:HD12	2:A:218:LEU:HA	1.84	0.40
2:B:183:VAL:O	2:B:183:VAL:CG1	2.70	0.40
3:C:44:LEU:HD11	3:C:628:ASP:HB2	2.03	0.40
3:C:169:GLN:O	3:C:369:LEU:HA	2.20	0.40
3:C:273:ARG:N	3:C:274:PRO:HD3	2.35	0.40
3:C:778:ARG:H	3:C:778:ARG:HG3	1.63	0.40
4:D:592:VAL:HG23	4:D:630:ARG:HB3	2.03	0.40
4:D:600:GLN:CB	4:D:601:ALA:CA	2.98	0.40
4:D:873:THR:O	4:D:877:VAL:HG23	2.22	0.40
4:D:1129:ARG:O	4:D:1133:ILE:HG12	2.20	0.40
4:D:1171:SER:CB	4:D:1172:GLY:CA	2.99	0.40
9:T:279:THR:O	9:T:282:ASP:N	2.50	0.40
2:A:36:ASN:HB2	3:C:1007:GLY:HA3	2.03	0.40
2:B:89:ASP:O	2:B:90:ASP:HB2	2.21	0.40
2:B:230:GLU:OE1	2:B:230:GLU:HA	2.21	0.40
3:C:196:ILE:HD12	3:C:196:ILE:HA	1.94	0.40
3:C:412:ARG:NH1	6:F:322:ARG:HH11	2.19	0.40
3:C:571:ASP:HB3	3:C:576:GLN:HE21	1.86	0.40
4:D:656:LYS:HA	4:D:659:ASP:HB2	2.03	0.40
4:D:859:LEU:HD12	4:D:862:THR:HG21	2.03	0.40
6:F:437:THR:OG1	7:O:3:DT:OP2	2.39	0.40
6:F:439:GLU:OE1	8:P:22:DC:H5	2.04	0.40
2:B:51:VAL:CG1	2:B:164:VAL:HG21	2.50	0.40
3:C:228:LEU:O	3:C:231:ALA:N	2.55	0.40

Continued on next page...

Continued from previous page...

Atom-1	Atom-2	Interatomic distance (Å)	Clash overlap (Å)
3:C:444:ARG:O	3:C:446:LEU:HD23	2.22	0.40
3:C:523:THR:OG1	3:C:524:ALA:N	2.54	0.40
4:D:34:ILE:O	6:F:304:ILE:HG23	2.21	0.40
4:D:153:ALA:O	4:D:157:VAL:HG23	2.21	0.40
4:D:277:LEU:O	4:D:277:LEU:HD23	2.21	0.40
4:D:644:THR:O	4:D:647:GLU:HG2	2.21	0.40
4:D:666:THR:HG23	4:D:669:ARG:HD2	2.04	0.40
4:D:1004:GLU:N	4:D:1005:PRO:HD2	2.35	0.40
4:D:1165:ARG:HD2	4:D:1209:MET:CE	2.50	0.40
2:B:198:THR:HG22	2:B:199:LYS:N	2.37	0.40
3:C:698:CYS:O	3:C:705:ALA:O	2.38	0.40
3:C:754:LYS:H	3:C:754:LYS:NZ	2.20	0.40
4:D:640:LEU:O	4:D:656:LYS:CE	2.70	0.40

All (1) symmetry-related close contacts are listed below. The label for Atom-2 includes the symmetry operator and encoded unit-cell translations to be applied.

Atom-1	Atom-2	Interatomic distance (Å)	Clash overlap (Å)
3:C:777:GLU:OE2	4:D:209:ARG:NH1[2_356]	2.19	0.01

5.3 Torsion angles [i](#)

5.3.1 Protein backbone [i](#)

In the following table, the Percentiles column shows the percent Ramachandran outliers of the chain as a percentile score with respect to all X-ray entries followed by that with respect to entries of similar resolution.

The Analysed column shows the number of residues for which the backbone conformation was analysed, and the total number of residues.

Mol	Chain	Analysed	Favoured	Allowed	Outliers	Percentiles	
1	J	81/114 (71%)	75 (93%)	6 (7%)	0	100	100
2	A	214/350 (61%)	201 (94%)	13 (6%)	0	100	100
2	B	231/350 (66%)	216 (94%)	13 (6%)	2 (1%)	14	26
3	C	1093/1169 (94%)	1039 (95%)	50 (5%)	4 (0%)	30	47
4	D	1238/1317 (94%)	1190 (96%)	45 (4%)	3 (0%)	44	63
5	E	72/107 (67%)	65 (90%)	5 (7%)	2 (3%)	4	6

Continued on next page...

Continued from previous page...

Mol	Chain	Analysed	Favoured	Allowed	Outliers	Percentiles	
6	F	313/466 (67%)	307 (98%)	6 (2%)	0	100	100
9	T	51/100 (51%)	51 (100%)	0	0	100	100
All	All	3293/3973 (83%)	3144 (96%)	138 (4%)	11 (0%)	37	55

All (11) Ramachandran outliers are listed below:

Mol	Chain	Res	Type
5	E	76	VAL
3	C	982	SER
3	C	544	ARG
3	C	1134	ALA
4	D	902	GLU
4	D	1194	VAL
2	B	184	GLU
5	E	78	PRO
2	B	183	VAL
3	C	967	VAL
4	D	935	VAL

5.3.2 Protein sidechains [i](#)

In the following table, the Percentiles column shows the percent sidechain outliers of the chain as a percentile score with respect to all X-ray entries followed by that with respect to entries of similar resolution.

The Analysed column shows the number of residues for which the sidechain conformation was analysed, and the total number of residues.

Mol	Chain	Analysed	Rotameric	Outliers	Percentiles	
1	J	71/98 (72%)	65 (92%)	6 (8%)	8	16
2	A	178/297 (60%)	161 (90%)	17 (10%)	7	12
2	B	171/297 (58%)	152 (89%)	19 (11%)	5	8
3	C	857/984 (87%)	780 (91%)	77 (9%)	8	14
4	D	994/1095 (91%)	904 (91%)	90 (9%)	7	13
5	E	62/86 (72%)	50 (81%)	12 (19%)	1	1
6	F	252/379 (66%)	232 (92%)	20 (8%)	10	18
9	T	36/86 (42%)	29 (81%)	7 (19%)	1	1
All	All	2621/3322 (79%)	2373 (90%)	248 (10%)	7	13

All (248) residues with a non-rotameric sidechain are listed below:

Mol	Chain	Res	Type
1	J	47	ASP
1	J	55	LEU
1	J	58	ASN
1	J	64	LEU
1	J	91	VAL
1	J	105	ILE
2	A	14	VAL
2	A	40	ARG
2	A	71	GLU
2	A	74	THR
2	A	111	VAL
2	A	117	THR
2	A	127	THR
2	A	129	ASN
2	A	130	ASP
2	A	135	GLU
2	A	136	VAL
2	A	150	VAL
2	A	159	ILE
2	A	168	TYR
2	A	171	VAL
2	A	187	THR
2	A	188	ASP
2	B	17	ASN
2	B	33	THR
2	B	38	LEU
2	B	43	LEU
2	B	60	LEU
2	B	63	PHE
2	B	84	VAL
2	B	85	VAL
2	B	99	LYS
2	B	144	ARG
2	B	161	ARG
2	B	176	TYR
2	B	178	VAL
2	B	200	ASN
2	B	205	ARG
2	B	215	LEU
2	B	218	LEU
2	B	230	GLU
2	B	231	HIS

Continued on next page...

Continued from previous page...

Mol	Chain	Res	Type
3	C	44	LEU
3	C	45	LEU
3	C	46	ASP
3	C	58	SER
3	C	70	GLU
3	C	71	GLU
3	C	77	LEU
3	C	81	LEU
3	C	94	MET
3	C	96	LEU
3	C	119	THR
3	C	124	LEU
3	C	202	TRP
3	C	268	ILE
3	C	273	ARG
3	C	280	LYS
3	C	299	LEU
3	C	301	ARG
3	C	335	TYR
3	C	336	LEU
3	C	346	MET
3	C	347	THR
3	C	364	PHE
3	C	404	THR
3	C	434	ASN
3	C	437	LEU
3	C	443	LYS
3	C	446	LEU
3	C	449	LEU
3	C	454	LEU
3	C	491	LEU
3	C	520	ASP
3	C	546	THR
3	C	552	VAL
3	C	568	ASP
3	C	605	GLN
3	C	607	VAL
3	C	611	ARG
3	C	617	VAL
3	C	623	LEU
3	C	624	ARG
3	C	636	ASP

Continued on next page...

Continued from previous page...

Mol	Chain	Res	Type
3	C	640	VAL
3	C	703	GLU
3	C	727	ILE
3	C	737	VAL
3	C	753	THR
3	C	763	ASP
3	C	775	LEU
3	C	777	GLU
3	C	778	ARG
3	C	780	ILE
3	C	783	ILE
3	C	830	VAL
3	C	839	ILE
3	C	848	ASP
3	C	859	LEU
3	C	872	ASP
3	C	895	MET
3	C	927	LEU
3	C	936	ASN
3	C	961	SER
3	C	965	THR
3	C	984	LEU
3	C	986	ASN
3	C	987	ARG
3	C	988	ASP
3	C	1022	LEU
3	C	1028	VAL
3	C	1045	GLN
3	C	1048	LEU
3	C	1054	PHE
3	C	1084	SER
3	C	1108	ILE
3	C	1122	LEU
3	C	1129	LEU
3	C	1132	ASP
4	D	7	PHE
4	D	12	ILE
4	D	28	VAL
4	D	51	ILE
4	D	57	ASP
4	D	70	PHE
4	D	88	ARG

Continued on next page...

Continued from previous page...

Mol	Chain	Res	Type
4	D	101	VAL
4	D	107	PHE
4	D	117	LEU
4	D	129	ILE
4	D	144	ARG
4	D	148	LEU
4	D	150	THR
4	D	165	GLN
4	D	187	GLU
4	D	228	LYS
4	D	234	LEU
4	D	238	GLU
4	D	239	VAL
4	D	243	GLU
4	D	246	ASP
4	D	247	ARG
4	D	295	ARG
4	D	304	GLN
4	D	314	LEU
4	D	365	ILE
4	D	415	GLN
4	D	417	LEU
4	D	449	LEU
4	D	451	LEU
4	D	456	VAL
4	D	467	GLN
4	D	504	LEU
4	D	507	LEU
4	D	513	GLU
4	D	518	GLU
4	D	558	LEU
4	D	566	LEU
4	D	567	SER
4	D	574	LEU
4	D	576	MET
4	D	588	LEU
4	D	591	LEU
4	D	599	TYR
4	D	600	GLN
4	D	627	LEU
4	D	635	VAL
4	D	653	ASN

Continued on next page...

Continued from previous page...

Mol	Chain	Res	Type
4	D	655	TRP
4	D	656	LYS
4	D	666	THR
4	D	667	LEU
4	D	675	LEU
4	D	687	MET
4	D	706	ILE
4	D	713	ASP
4	D	724	THR
4	D	740	GLN
4	D	743	GLU
4	D	767	THR
4	D	769	ARG
4	D	799	ILE
4	D	830	PHE
4	D	831	ILE
4	D	853	HIS
4	D	876	LEU
4	D	900	LEU
4	D	914	HIS
4	D	923	THR
4	D	939	ARG
4	D	945	ASP
4	D	961	VAL
4	D	1039	ARG
4	D	1042	ARG
4	D	1049	ASP
4	D	1056	LEU
4	D	1079	ASP
4	D	1086	ARG
4	D	1110	ASP
4	D	1112	LEU
4	D	1150	ILE
4	D	1183	GLU
4	D	1186	GLU
4	D	1208	LEU
4	D	1215	SER
4	D	1222	LEU
4	D	1234	LEU
4	D	1241	CYS
4	D	1258	LEU
5	E	37	ILE

Continued on next page...

Continued from previous page...

Mol	Chain	Res	Type
5	E	50	LEU
5	E	53	TYR
5	E	57	ARG
5	E	59	ARG
5	E	75	TYR
5	E	76	VAL
5	E	84	LEU
5	E	85	GLN
5	E	101	LEU
5	E	102	GLU
5	E	104	THR
6	F	182	GLU
6	F	216	ARG
6	F	291	GLN
6	F	310	MET
6	F	313	VAL
6	F	317	LEU
6	F	324	LEU
6	F	325	LEU
6	F	348	VAL
6	F	349	LEU
6	F	373	LEU
6	F	383	VAL
6	F	402	LEU
6	F	420	THR
6	F	433	VAL
6	F	437	THR
6	F	452	LEU
6	F	462	ARG
6	F	465	LEU
6	F	466	ASP
9	T	252	ASP
9	T	254	LEU
9	T	255	ASP
9	T	260	SER
9	T	279	THR
9	T	284	LEU
9	T	288	ASN

Sometimes sidechains can be flipped to improve hydrogen bonding and reduce clashes. All (44) such sidechains are listed below:

Mol	Chain	Res	Type
1	J	58	ASN
2	A	129	ASN
3	C	48	GLN
3	C	160	ASN
3	C	343	GLN
3	C	410	ASN
3	C	426	GLN
3	C	433	GLN
3	C	467	HIS
3	C	576	GLN
3	C	590	HIS
3	C	603	GLN
3	C	685	GLN
3	C	700	GLN
3	C	720	HIS
3	C	742	HIS
3	C	911	HIS
3	C	936	ASN
3	C	1025	HIS
3	C	1068	GLN
3	C	1120	GLN
4	D	165	GLN
4	D	287	GLN
4	D	368	ASN
4	D	416	ASN
4	D	465	HIS
4	D	515	GLN
4	D	600	GLN
4	D	684	ASN
4	D	740	GLN
4	D	748	HIS
4	D	778	GLN
4	D	796	ASN
4	D	881	GLN
4	D	932	ASN
4	D	1085	GLN
4	D	1126	GLN
4	D	1140	GLN
4	D	1146	GLN
5	E	62	ASN
5	E	66	ASN
5	E	85	GLN
5	E	103	HIS

Continued on next page...

Continued from previous page...

Mol	Chain	Res	Type
6	F	214	GLN

5.3.3 RNA [i](#)

There are no RNA molecules in this entry.

5.4 Non-standard residues in protein, DNA, RNA chains [i](#)

There are no non-standard protein/DNA/RNA residues in this entry.

5.5 Carbohydrates [i](#)

There are no oligosaccharides in this entry.

5.6 Ligand geometry [i](#)

Of 21 ligands modelled in this entry, 3 are monoatomic - leaving 18 for Mogul analysis.

In the following table, the Counts columns list the number of bonds (or angles) for which Mogul statistics could be retrieved, the number of bonds (or angles) that are observed in the model and the number of bonds (or angles) that are defined in the Chemical Component Dictionary. The Link column lists molecule types, if any, to which the group is linked. The Z score for a bond length (or angle) is the number of standard deviations the observed value is removed from the expected value. A bond length (or angle) with $|Z| > 2$ is considered an outlier worth inspection. RMSZ is the root-mean-square of all Z scores of the bond lengths (or angles).

Mol	Type	Chain	Res	Link	Bond lengths			Bond angles		
					Counts	RMSZ	$\# Z > 2$	Counts	RMSZ	$\# Z > 2$
10	SO4	D	2006	-	4,4,4	0.24	0	6,6,6	0.07	0
10	SO4	F	504	-	4,4,4	0.24	0	6,6,6	0.08	0
11	EDO	C	1204	-	3,3,3	0.42	0	2,2,2	0.38	0
10	SO4	D	2005	-	4,4,4	0.23	0	6,6,6	0.07	0
10	SO4	F	503	-	4,4,4	0.24	0	6,6,6	0.09	0
11	EDO	D	2008	-	3,3,3	0.43	0	2,2,2	0.33	0
10	SO4	F	502	-	4,4,4	0.23	0	6,6,6	0.10	0
10	SO4	C	1202	-	4,4,4	0.24	0	6,6,6	0.11	0
10	SO4	D	2004	-	4,4,4	0.24	0	6,6,6	0.10	0
10	SO4	D	2007	-	4,4,4	0.24	0	6,6,6	0.09	0
11	EDO	D	2010	-	3,3,3	0.43	0	2,2,2	0.23	0
10	SO4	F	501	-	4,4,4	0.23	0	6,6,6	0.09	0
11	EDO	C	1205	-	3,3,3	0.43	0	2,2,2	0.33	0

Mol	Type	Chain	Res	Link	Bond lengths			Bond angles		
					Counts	RMSZ	# Z > 2	Counts	RMSZ	# Z > 2
10	SO4	C	1201	-	4,4,4	0.23	0	6,6,6	0.07	0
10	SO4	F	505	-	4,4,4	0.23	0	6,6,6	0.07	0
11	EDO	D	2009	-	3,3,3	0.42	0	2,2,2	0.35	0
10	SO4	C	1203	-	4,4,4	0.23	0	6,6,6	0.05	0
11	EDO	F	506	-	3,3,3	0.43	0	2,2,2	0.31	0

In the following table, the Chirals column lists the number of chiral outliers, the number of chiral centers analysed, the number of these observed in the model and the number defined in the Chemical Component Dictionary. Similar counts are reported in the Torsion and Rings columns. '-' means no outliers of that kind were identified.

Mol	Type	Chain	Res	Link	Chirals	Torsions	Rings
11	EDO	C	1204	-	-	1/1/1/1	-
11	EDO	D	2008	-	-	1/1/1/1	-
11	EDO	D	2010	-	-	0/1/1/1	-
11	EDO	C	1205	-	-	1/1/1/1	-
11	EDO	D	2009	-	-	0/1/1/1	-
11	EDO	F	506	-	-	1/1/1/1	-

There are no bond length outliers.

There are no bond angle outliers.

There are no chirality outliers.

All (4) torsion outliers are listed below:

Mol	Chain	Res	Type	Atoms
11	C	1204	EDO	O1-C1-C2-O2
11	D	2008	EDO	O1-C1-C2-O2
11	C	1205	EDO	O1-C1-C2-O2
11	F	506	EDO	O1-C1-C2-O2

There are no ring outliers.

6 monomers are involved in 10 short contacts:

Mol	Chain	Res	Type	Clashes	Symm-Clashes
10	D	2005	SO4	2	0
11	D	2008	EDO	3	0
10	F	502	SO4	1	0
11	C	1205	EDO	1	0
10	C	1203	SO4	2	0
11	F	506	EDO	1	0

5.7 Other polymers [i](#)

There are no such residues in this entry.

5.8 Polymer linkage issues [i](#)

There are no chain breaks in this entry.

6 Fit of model and data

6.1 Protein, DNA and RNA chains

In the following table, the column labelled ‘#RSRZ > 2’ contains the number (and percentage) of RSRZ outliers, followed by percent RSRZ outliers for the chain as percentile scores relative to all X-ray entries and entries of similar resolution. The OWAB column contains the minimum, median, 95th percentile and maximum values of the occupancy-weighted average B-factor per residue. The column labelled ‘Q < 0.9’ lists the number of (and percentage) of residues with an average occupancy less than 0.9.

Mol	Chain	Analysed	<RSRZ>	#RSRZ>2	OWAB(Å ²)	Q<0.9
1	J	83/114 (72%)	0.38	3 (3%) 46 48	65, 98, 141, 159	0
2	A	218/350 (62%)	0.45	8 (3%) 45 47	60, 88, 120, 139	0
2	B	233/350 (66%)	0.93	31 (13%) 8 10	82, 112, 136, 148	0
3	C	1099/1169 (94%)	0.38	49 (4%) 39 40	43, 86, 149, 168	0
4	D	1248/1317 (94%)	0.12	28 (2%) 62 62	39, 74, 127, 157	0
5	E	76/107 (71%)	0.20	2 (2%) 57 58	52, 79, 113, 118	0
6	F	319/466 (68%)	0.00	7 (2%) 62 62	40, 74, 136, 159	0
7	O	31/31 (100%)	-0.70	0 100 100	52, 65, 85, 90	0
8	P	26/26 (100%)	-0.63	0 100 100	60, 70, 84, 94	0
9	T	53/100 (53%)	1.22	13 (24%) 2 3	115, 149, 167, 170	0
All	All	3386/4030 (84%)	0.28	141 (4%) 41 42	39, 83, 143, 170	0

All (141) RSRZ outliers are listed below:

Mol	Chain	Res	Type	RSRZ
2	B	155	SER	5.9
9	T	275	LEU	5.7
3	C	228	LEU	4.9
3	C	229	LEU	4.3
2	B	157	ALA	4.0
2	A	2	LEU	3.9
2	A	218	LEU	3.9
3	C	562	VAL	3.9
3	C	277	PRO	3.7
6	F	154	ALA	3.7
1	J	26	PRO	3.7
2	B	1	MET	3.6
6	F	156	ALA	3.6

Continued on next page...

Continued from previous page...

Mol	Chain	Res	Type	RSRZ
2	B	229	SER	3.4
4	D	663	ALA	3.3
2	B	171	VAL	3.3
3	C	311	LEU	3.3
3	C	481	GLU	3.2
3	C	299	LEU	3.2
3	C	330	VAL	3.2
2	B	64	THR	3.2
2	A	90	ASP	3.1
2	B	43	LEU	3.1
4	D	901	ALA	3.1
3	C	201	ALA	3.1
3	C	968	PHE	3.0
3	C	248	ILE	3.0
3	C	287	LEU	3.0
2	B	183	VAL	3.0
4	D	111	PRO	3.0
6	F	151	SER	3.0
9	T	283	LEU	2.9
3	C	252	THR	2.9
2	B	152	ASN	2.9
3	C	324	LEU	2.9
3	C	455	SER	2.9
9	T	269	VAL	2.9
4	D	611	VAL	2.8
2	B	107	ALA	2.8
2	B	140	VAL	2.8
4	D	4	VAL	2.8
3	C	227	VAL	2.8
2	B	61	HIS	2.8
4	D	817	ALA	2.8
4	D	633	ILE	2.7
9	T	251	ILE	2.7
3	C	323	THR	2.7
4	D	1009	LEU	2.7
4	D	1179	GLY	2.7
4	D	991	GLY	2.7
2	B	177	LYS	2.7
3	C	240	VAL	2.7
3	C	329	VAL	2.7
4	D	728	VAL	2.7
2	B	44	SER	2.7

Continued on next page...

Continued from previous page...

Mol	Chain	Res	Type	RSRZ
1	J	69	VAL	2.6
3	C	361	ILE	2.6
3	C	21	ASN	2.6
1	J	72	PRO	2.6
3	C	675	ALA	2.6
4	D	903	ARG	2.6
4	D	65	TYR	2.5
3	C	218	ASP	2.5
4	D	607	PRO	2.5
2	B	21	PHE	2.5
3	C	254	GLU	2.4
3	C	190	LEU	2.4
3	C	938	ASP	2.4
5	E	24	SER	2.4
9	T	272	VAL	2.4
2	B	65	THR	2.4
4	D	924	LEU	2.4
3	C	145	MET	2.4
9	T	276	VAL	2.4
2	B	7	PRO	2.4
3	C	1053	GLN	2.4
4	D	849	PHE	2.4
3	C	459	ALA	2.3
9	T	294	ILE	2.3
2	B	178	VAL	2.3
2	A	3	ILE	2.3
2	B	154	ALA	2.3
3	C	535	ALA	2.3
2	A	221	LEU	2.3
2	B	163	PRO	2.3
4	D	1178	PRO	2.3
2	B	63	PHE	2.3
2	B	32	TYR	2.3
6	F	144	PRO	2.3
3	C	671	HIS	2.3
2	B	164	VAL	2.3
3	C	225	VAL	2.3
6	F	147	ARG	2.2
9	T	270	HIS	2.2
3	C	203	LEU	2.2
2	B	227	ALA	2.2
9	T	264	LEU	2.2

Continued on next page...

Continued from previous page...

Mol	Chain	Res	Type	RSRZ
4	D	1173	SER	2.2
4	D	813	THR	2.2
2	B	231	HIS	2.2
3	C	594	ASN	2.2
4	D	66	LYS	2.2
4	D	1283	ALA	2.2
3	C	1048	LEU	2.2
9	T	301	LEU	2.2
3	C	765	PRO	2.2
3	C	1011	PRO	2.2
4	D	1169	ILE	2.2
3	C	267	ASP	2.1
2	A	51	VAL	2.1
2	B	153	LYS	2.1
3	C	196	ILE	2.1
3	C	205	PHE	2.1
3	C	823	VAL	2.1
9	T	297	VAL	2.1
2	B	172	LEU	2.1
2	B	35	GLY	2.1
2	A	30	PHE	2.1
2	B	60	LEU	2.1
2	B	62	GLU	2.1
4	D	729	THR	2.1
3	C	1043	ILE	2.1
5	E	26	TYR	2.1
2	A	26	LEU	2.1
9	T	254	LEU	2.1
9	T	271	THR	2.1
3	C	573	SER	2.1
3	C	463	VAL	2.1
3	C	572	VAL	2.1
4	D	599	TYR	2.1
3	C	331	ALA	2.1
6	F	149	ALA	2.1
3	C	952	GLU	2.0
3	C	234	TRP	2.0
4	D	6	PHE	2.0
3	C	623	LEU	2.0
4	D	412	ARG	2.0
4	D	733	ALA	2.0
2	B	194	ILE	2.0

Continued on next page...

Continued from previous page...

Mol	Chain	Res	Type	RSRZ
4	D	605	ASP	2.0
6	F	145	ALA	2.0

6.2 Non-standard residues in protein, DNA, RNA chains [i](#)

There are no non-standard protein/DNA/RNA residues in this entry.

6.3 Carbohydrates [i](#)

There are no monosaccharides in this entry.

6.4 Ligands [i](#)

In the following table, the Atoms column lists the number of modelled atoms in the group and the number defined in the chemical component dictionary. The B-factors column lists the minimum, median, 95th percentile and maximum values of B factors of atoms in the group. The column labelled 'Q<0.9' lists the number of atoms with occupancy less than 0.9.

Mol	Type	Chain	Res	Atoms	RSCC	RSR	B-factors(\AA^2)	Q<0.9
10	SO4	D	2007	5/5	0.71	0.08	95,100,113,141	0
10	SO4	F	504	5/5	0.72	0.07	115,115,118,128	0
10	SO4	C	1203	5/5	0.73	0.08	106,115,140,197	0
10	SO4	C	1202	5/5	0.75	0.08	108,111,116,178	0
13	MG	D	2003	1/1	0.78	0.29	79,79,79,79	0
10	SO4	C	1201	5/5	0.79	0.07	113,115,126,138	0
11	EDO	D	2009	4/4	0.80	0.12	74,89,104,104	0
11	EDO	C	1205	4/4	0.80	0.15	74,94,102,113	0
11	EDO	F	506	4/4	0.83	0.12	74,88,95,95	0
11	EDO	C	1204	4/4	0.85	0.11	52,66,79,80	0
11	EDO	D	2008	4/4	0.87	0.10	73,90,108,108	0
10	SO4	D	2006	5/5	0.87	0.10	85,104,119,125	0
10	SO4	F	501	5/5	0.87	0.06	100,100,118,124	0
10	SO4	F	502	5/5	0.87	0.09	88,88,104,107	0
10	SO4	D	2004	5/5	0.89	0.11	70,77,85,88	0
10	SO4	F	505	5/5	0.90	0.10	79,86,117,167	0
10	SO4	F	503	5/5	0.91	0.10	86,95,99,116	0
11	EDO	D	2010	4/4	0.92	0.21	63,76,77,90	0
10	SO4	D	2005	5/5	0.93	0.14	86,87,98,125	0
12	ZN	D	2002	1/1	0.95	0.16	222,222,222,222	0
12	ZN	D	2001	1/1	1.00	0.08	78,78,78,78	0

6.5 Other polymers [i](#)

There are no such residues in this entry.