



Full wwPDB EM Validation Report ⓘ

Jul 15, 2024 – 03:25 am BST

PDB ID : 8BFN
EMDB ID : EMD-16020
Title : E. coli Wadjet JetABC dimer of dimers
Authors : Roisne-Hamelin, F.; Beckert, B.; Myasnikov, A.; Li, Y.; Gruber, S.
Deposited on : 2022-10-26
Resolution : 3.52 Å (reported)

This is a Full wwPDB EM Validation Report for a publicly released PDB entry.

We welcome your comments at validation@mail.wwpdb.org

A user guide is available at

<https://www.wwpdb.org/validation/2017/EMValidationReportHelp>

with specific help available everywhere you see the ⓘ symbol.

The types of validation reports are described at

<http://www.wwpdb.org/validation/2017/FAQs#types>.

The following versions of software and data (see [references ⓘ](#)) were used in the production of this report:

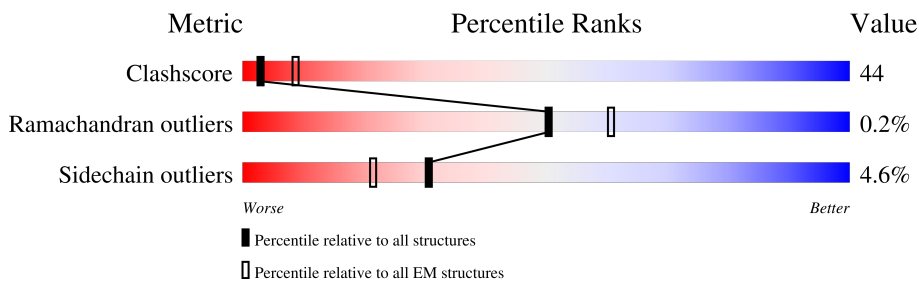
EMDB validation analysis : 0.0.1.dev92
Mogul : 1.8.4, CSD as541be (2020)
MolProbity : 4.02b-467
buster-report : 1.1.7 (2018)
Percentile statistics : 20191225.v01 (using entries in the PDB archive December 25th 2019)
MapQ : 1.9.13
Ideal geometry (proteins) : Engh & Huber (2001)
Ideal geometry (DNA, RNA) : Parkinson et al. (1996)
Validation Pipeline (wwPDB-VP) : 2.37.1

1 Overall quality at a glance

The following experimental techniques were used to determine the structure:
ELECTRON MICROSCOPY

The reported resolution of this entry is 3.52 Å.

Percentile scores (ranging between 0-100) for global validation metrics of the entry are shown in the following graphic. The table shows the number of entries on which the scores are based.





Metric	Whole archive (#Entries)	EM structures (#Entries)
Clashscore	158937	4297
Ramachandran outliers	154571	4023
Sidechain outliers	154315	3826

The table below summarises the geometric issues observed across the polymeric chains and their fit to the map. The red, orange, yellow and green segments of the bar indicate the fraction of residues that contain outliers for ≥ 3 , 2, 1 and 0 types of geometric quality criteria respectively. A grey segment represents the fraction of residues that are not modelled. The numeric value for each fraction is indicated below the corresponding segment, with a dot representing fractions $\leq 5\%$. The upper red bar (where present) indicates the fraction of residues that have poor fit to the EM map (all-atom inclusion $< 40\%$). The numeric value is given above the bar.

Mol	Chain	Length	Quality of chain
1	A	1096	
1	B	1096	
1	F	1096	
1	G	1096	
2	C	250	
2	D	250	
2	H	250	
2	I	250	

Continued on next page...

Continued from previous page...

Mol	Chain	Length	Quality of chain
3	E	554	
3	J	554	

2 Entry composition i

There are 4 unique types of molecules in this entry. The entry contains 33448 atoms, of which 48 are hydrogens and 0 are deuteriums.

In the tables below, the AltConf column contains the number of residues with at least one atom in alternate conformation and the Trace column contains the number of residues modelled with at most 2 atoms.

- Molecule 1 is a protein called JetC.

Mol	Chain	Residues	Atoms					AltConf	Trace
			Total	C	N	O	S		
1	A	597	4735	2955	869	899	12	0	0
1	B	597	4735	2955	869	899	12	0	0
1	F	597	4735	2955	869	899	12	0	0
1	G	597	4735	2955	869	899	12	0	0

There are 52 discrepancies between the modelled and reference sequences:

Chain	Residue	Modelled	Actual	Comment	Reference
A	283	LEU	GLN	conflict	UNP A0A4T5T6V2
A	298	SER	ASN	conflict	UNP A0A4T5T6V2
A	386	SER	ILE	conflict	UNP A0A4T5T6V2
A	398	GLU	ALA	conflict	UNP A0A4T5T6V2
A	400	ARG	LEU	conflict	UNP A0A4T5T6V2
A	576	HIS	ARG	conflict	UNP A0A4T5T6V2
A	625	ALA	THR	conflict	UNP A0A4T5T6V2
A	705	ILE	VAL	conflict	UNP A0A4T5T6V2
A	729	LEU	SER	conflict	UNP A0A4T5T6V2
A	823	PRO	THR	conflict	UNP A0A4T5T6V2
A	889	ASP	TYR	conflict	UNP A0A4T5T6V2
A	933	VAL	ILE	conflict	UNP A0A4T5T6V2
A	1096	GLY	-	insertion	UNP A0A4T5T6V2
B	283	LEU	GLN	conflict	UNP A0A4T5T6V2
B	298	SER	ASN	conflict	UNP A0A4T5T6V2
B	386	SER	ILE	conflict	UNP A0A4T5T6V2
B	398	GLU	ALA	conflict	UNP A0A4T5T6V2
B	400	ARG	LEU	conflict	UNP A0A4T5T6V2
B	576	HIS	ARG	conflict	UNP A0A4T5T6V2
B	625	ALA	THR	conflict	UNP A0A4T5T6V2
B	705	ILE	VAL	conflict	UNP A0A4T5T6V2
B	729	LEU	SER	conflict	UNP A0A4T5T6V2

Continued on next page...

Continued from previous page...

Chain	Residue	Modelled	Actual	Comment	Reference
B	823	PRO	THR	conflict	UNP A0A4T5T6V2
B	889	ASP	TYR	conflict	UNP A0A4T5T6V2
B	933	VAL	ILE	conflict	UNP A0A4T5T6V2
B	1096	GLY	-	insertion	UNP A0A4T5T6V2
F	283	LEU	GLN	conflict	UNP A0A4T5T6V2
F	298	SER	ASN	conflict	UNP A0A4T5T6V2
F	386	SER	ILE	conflict	UNP A0A4T5T6V2
F	398	GLU	ALA	conflict	UNP A0A4T5T6V2
F	400	ARG	LEU	conflict	UNP A0A4T5T6V2
F	576	HIS	ARG	conflict	UNP A0A4T5T6V2
F	625	ALA	THR	conflict	UNP A0A4T5T6V2
F	705	ILE	VAL	conflict	UNP A0A4T5T6V2
F	729	LEU	SER	conflict	UNP A0A4T5T6V2
F	823	PRO	THR	conflict	UNP A0A4T5T6V2
F	889	ASP	TYR	conflict	UNP A0A4T5T6V2
F	933	VAL	ILE	conflict	UNP A0A4T5T6V2
F	1096	GLY	-	insertion	UNP A0A4T5T6V2
G	283	LEU	GLN	conflict	UNP A0A4T5T6V2
G	298	SER	ASN	conflict	UNP A0A4T5T6V2
G	386	SER	ILE	conflict	UNP A0A4T5T6V2
G	398	GLU	ALA	conflict	UNP A0A4T5T6V2
G	400	ARG	LEU	conflict	UNP A0A4T5T6V2
G	576	HIS	ARG	conflict	UNP A0A4T5T6V2
G	625	ALA	THR	conflict	UNP A0A4T5T6V2
G	705	ILE	VAL	conflict	UNP A0A4T5T6V2
G	729	LEU	SER	conflict	UNP A0A4T5T6V2
G	823	PRO	THR	conflict	UNP A0A4T5T6V2
G	889	ASP	TYR	conflict	UNP A0A4T5T6V2
G	933	VAL	ILE	conflict	UNP A0A4T5T6V2
G	1096	GLY	-	insertion	UNP A0A4T5T6V2

- Molecule 2 is a protein called JetB.

Mol	Chain	Residues	Atoms				AltConf	Trace
2	C	195	Total	C	N	O	0	0
			1566	991	280	295		
2	D	195	Total	C	N	O	0	0
			1566	991	280	295		
2	H	195	Total	C	N	O	0	0
			1566	991	280	295		
2	I	195	Total	C	N	O	0	0
			1566	991	280	295		

There are 24 discrepancies between the modelled and reference sequences:

Chain	Residue	Modelled	Actual	Comment	Reference
C	2	ALA	THR	conflict	UNP A0A4C9B499
C	7	LYS	ARG	conflict	UNP A0A4C9B499
C	35	ASP	GLU	conflict	UNP A0A4C9B499
C	46	GLN	LYS	conflict	UNP A0A4C9B499
C	240	PRO	ARG	conflict	UNP A0A4C9B499
C	250	GLY	-	insertion	UNP A0A4C9B499
D	2	ALA	THR	conflict	UNP A0A4C9B499
D	7	LYS	ARG	conflict	UNP A0A4C9B499
D	35	ASP	GLU	conflict	UNP A0A4C9B499
D	46	GLN	LYS	conflict	UNP A0A4C9B499
D	240	PRO	ARG	conflict	UNP A0A4C9B499
D	250	GLY	-	insertion	UNP A0A4C9B499
H	2	ALA	THR	conflict	UNP A0A4C9B499
H	7	LYS	ARG	conflict	UNP A0A4C9B499
H	35	ASP	GLU	conflict	UNP A0A4C9B499
H	46	GLN	LYS	conflict	UNP A0A4C9B499
H	240	PRO	ARG	conflict	UNP A0A4C9B499
H	250	GLY	-	insertion	UNP A0A4C9B499
I	2	ALA	THR	conflict	UNP A0A4C9B499
I	7	LYS	ARG	conflict	UNP A0A4C9B499
I	35	ASP	GLU	conflict	UNP A0A4C9B499
I	46	GLN	LYS	conflict	UNP A0A4C9B499
I	240	PRO	ARG	conflict	UNP A0A4C9B499
I	250	GLY	-	insertion	UNP A0A4C9B499

- Molecule 3 is a protein called JetA.

Mol	Chain	Residues	Atoms					AltConf	Trace
			Total	C	N	O	S		
3	E	498	4044	2512	752	772	8	0	0
3	J	498	4044	2512	752	772	8	0	0

There are 116 discrepancies between the modelled and reference sequences:

Chain	Residue	Modelled	Actual	Comment	Reference
E	-54	MET	-	initiating methionine	UNP A0A4V3QHV5
E	-53	ALA	-	expression tag	UNP A0A4V3QHV5
E	-52	HIS	-	expression tag	UNP A0A4V3QHV5
E	-51	HIS	-	expression tag	UNP A0A4V3QHV5
E	-50	HIS	-	expression tag	UNP A0A4V3QHV5

Continued on next page...

Continued from previous page...

Chain	Residue	Modelled	Actual	Comment	Reference
E	-49	HIS	-	expression tag	UNP A0A4V3QHV5
E	-48	HIS	-	expression tag	UNP A0A4V3QHV5
E	-47	HIS	-	expression tag	UNP A0A4V3QHV5
E	-46	HIS	-	expression tag	UNP A0A4V3QHV5
E	-45	HIS	-	expression tag	UNP A0A4V3QHV5
E	-44	HIS	-	expression tag	UNP A0A4V3QHV5
E	-43	HIS	-	expression tag	UNP A0A4V3QHV5
E	-42	GLY	-	expression tag	UNP A0A4V3QHV5
E	-41	GLY	-	expression tag	UNP A0A4V3QHV5
E	-40	SER	-	expression tag	UNP A0A4V3QHV5
E	-39	SER	-	expression tag	UNP A0A4V3QHV5
E	-38	ALA	-	expression tag	UNP A0A4V3QHV5
E	-37	TRP	-	expression tag	UNP A0A4V3QHV5
E	-36	SER	-	expression tag	UNP A0A4V3QHV5
E	-35	HIS	-	expression tag	UNP A0A4V3QHV5
E	-34	PRO	-	expression tag	UNP A0A4V3QHV5
E	-33	GLN	-	expression tag	UNP A0A4V3QHV5
E	-32	PHE	-	expression tag	UNP A0A4V3QHV5
E	-31	GLU	-	expression tag	UNP A0A4V3QHV5
E	-30	LYS	-	expression tag	UNP A0A4V3QHV5
E	-29	GLY	-	expression tag	UNP A0A4V3QHV5
E	-28	GLY	-	expression tag	UNP A0A4V3QHV5
E	-27	GLY	-	expression tag	UNP A0A4V3QHV5
E	-26	SER	-	expression tag	UNP A0A4V3QHV5
E	-25	GLY	-	expression tag	UNP A0A4V3QHV5
E	-24	GLY	-	expression tag	UNP A0A4V3QHV5
E	-23	GLY	-	expression tag	UNP A0A4V3QHV5
E	-22	SER	-	expression tag	UNP A0A4V3QHV5
E	-21	GLY	-	expression tag	UNP A0A4V3QHV5
E	-20	GLY	-	expression tag	UNP A0A4V3QHV5
E	-19	GLY	-	expression tag	UNP A0A4V3QHV5
E	-18	SER	-	expression tag	UNP A0A4V3QHV5
E	-17	TRP	-	expression tag	UNP A0A4V3QHV5
E	-16	SER	-	expression tag	UNP A0A4V3QHV5
E	-15	HIS	-	expression tag	UNP A0A4V3QHV5
E	-14	PRO	-	expression tag	UNP A0A4V3QHV5
E	-13	GLN	-	expression tag	UNP A0A4V3QHV5
E	-12	PHE	-	expression tag	UNP A0A4V3QHV5
E	-11	GLU	-	expression tag	UNP A0A4V3QHV5
E	-10	LYS	-	expression tag	UNP A0A4V3QHV5
E	-9	LEU	-	expression tag	UNP A0A4V3QHV5
E	-8	GLU	-	expression tag	UNP A0A4V3QHV5

Continued on next page...

Continued from previous page...

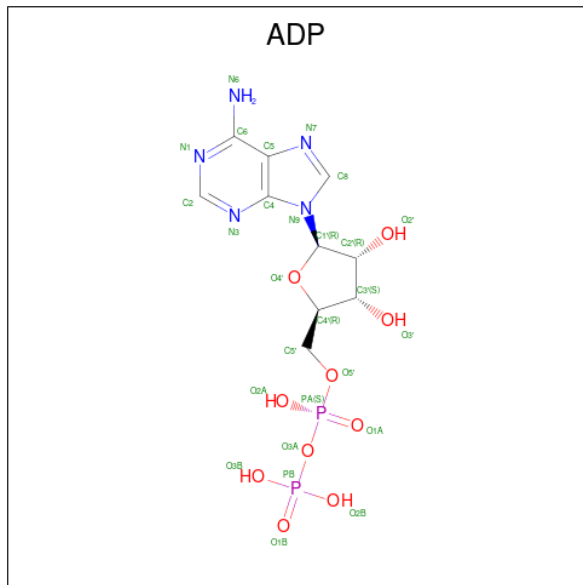
Chain	Residue	Modelled	Actual	Comment	Reference
E	-7	VAL	-	expression tag	UNP A0A4V3QHV5
E	-6	LEU	-	expression tag	UNP A0A4V3QHV5
E	-5	PHE	-	expression tag	UNP A0A4V3QHV5
E	-4	GLN	-	expression tag	UNP A0A4V3QHV5
E	-3	GLY	-	expression tag	UNP A0A4V3QHV5
E	-2	PRO	-	expression tag	UNP A0A4V3QHV5
E	-1	ALA	-	expression tag	UNP A0A4V3QHV5
E	0	ALA	-	expression tag	UNP A0A4V3QHV5
E	187	ASP	GLU	conflict	UNP A0A4V3QHV5
E	435	GLU	ALA	conflict	UNP A0A4V3QHV5
E	499	GLY	-	insertion	UNP A0A4V3QHV5
J	-54	MET	-	initiating methionine	UNP A0A4V3QHV5
J	-53	ALA	-	expression tag	UNP A0A4V3QHV5
J	-52	HIS	-	expression tag	UNP A0A4V3QHV5
J	-51	HIS	-	expression tag	UNP A0A4V3QHV5
J	-50	HIS	-	expression tag	UNP A0A4V3QHV5
J	-49	HIS	-	expression tag	UNP A0A4V3QHV5
J	-48	HIS	-	expression tag	UNP A0A4V3QHV5
J	-47	HIS	-	expression tag	UNP A0A4V3QHV5
J	-46	HIS	-	expression tag	UNP A0A4V3QHV5
J	-45	HIS	-	expression tag	UNP A0A4V3QHV5
J	-44	HIS	-	expression tag	UNP A0A4V3QHV5
J	-43	HIS	-	expression tag	UNP A0A4V3QHV5
J	-42	GLY	-	expression tag	UNP A0A4V3QHV5
J	-41	GLY	-	expression tag	UNP A0A4V3QHV5
J	-40	SER	-	expression tag	UNP A0A4V3QHV5
J	-39	SER	-	expression tag	UNP A0A4V3QHV5
J	-38	ALA	-	expression tag	UNP A0A4V3QHV5
J	-37	TRP	-	expression tag	UNP A0A4V3QHV5
J	-36	SER	-	expression tag	UNP A0A4V3QHV5
J	-35	HIS	-	expression tag	UNP A0A4V3QHV5
J	-34	PRO	-	expression tag	UNP A0A4V3QHV5
J	-33	GLN	-	expression tag	UNP A0A4V3QHV5
J	-32	PHE	-	expression tag	UNP A0A4V3QHV5
J	-31	GLU	-	expression tag	UNP A0A4V3QHV5
J	-30	LYS	-	expression tag	UNP A0A4V3QHV5
J	-29	GLY	-	expression tag	UNP A0A4V3QHV5
J	-28	GLY	-	expression tag	UNP A0A4V3QHV5
J	-27	GLY	-	expression tag	UNP A0A4V3QHV5
J	-26	SER	-	expression tag	UNP A0A4V3QHV5
J	-25	GLY	-	expression tag	UNP A0A4V3QHV5
J	-24	GLY	-	expression tag	UNP A0A4V3QHV5

Continued on next page...

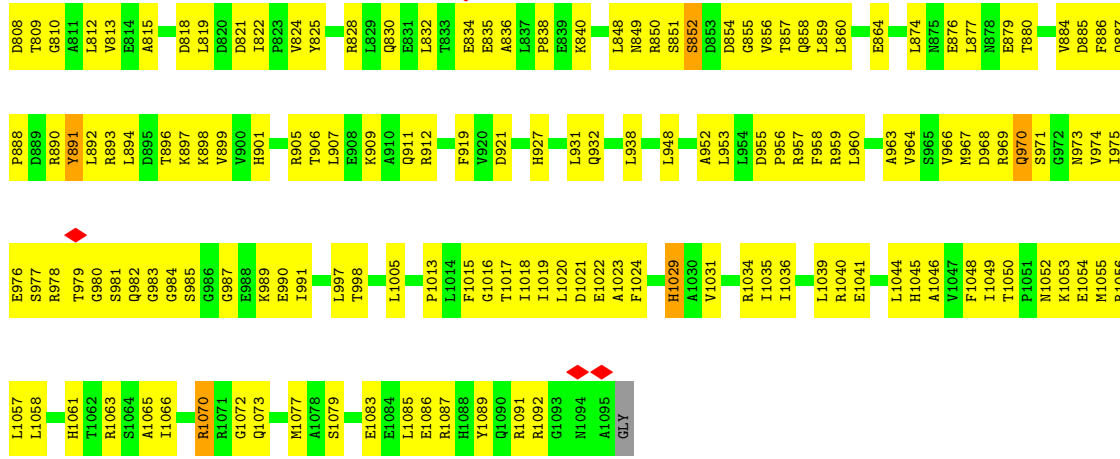
Continued from previous page...

Chain	Residue	Modelled	Actual	Comment	Reference
J	-23	GLY	-	expression tag	UNP A0A4V3QHV5
J	-22	SER	-	expression tag	UNP A0A4V3QHV5
J	-21	GLY	-	expression tag	UNP A0A4V3QHV5
J	-20	GLY	-	expression tag	UNP A0A4V3QHV5
J	-19	GLY	-	expression tag	UNP A0A4V3QHV5
J	-18	SER	-	expression tag	UNP A0A4V3QHV5
J	-17	TRP	-	expression tag	UNP A0A4V3QHV5
J	-16	SER	-	expression tag	UNP A0A4V3QHV5
J	-15	HIS	-	expression tag	UNP A0A4V3QHV5
J	-14	PRO	-	expression tag	UNP A0A4V3QHV5
J	-13	GLN	-	expression tag	UNP A0A4V3QHV5
J	-12	PHE	-	expression tag	UNP A0A4V3QHV5
J	-11	GLU	-	expression tag	UNP A0A4V3QHV5
J	-10	LYS	-	expression tag	UNP A0A4V3QHV5
J	-9	LEU	-	expression tag	UNP A0A4V3QHV5
J	-8	GLU	-	expression tag	UNP A0A4V3QHV5
J	-7	VAL	-	expression tag	UNP A0A4V3QHV5
J	-6	LEU	-	expression tag	UNP A0A4V3QHV5
J	-5	PHE	-	expression tag	UNP A0A4V3QHV5
J	-4	GLN	-	expression tag	UNP A0A4V3QHV5
J	-3	GLY	-	expression tag	UNP A0A4V3QHV5
J	-2	PRO	-	expression tag	UNP A0A4V3QHV5
J	-1	ALA	-	expression tag	UNP A0A4V3QHV5
J	0	ALA	-	expression tag	UNP A0A4V3QHV5
J	187	ASP	GLU	conflict	UNP A0A4V3QHV5
J	435	GLU	ALA	conflict	UNP A0A4V3QHV5
J	499	GLY	-	insertion	UNP A0A4V3QHV5

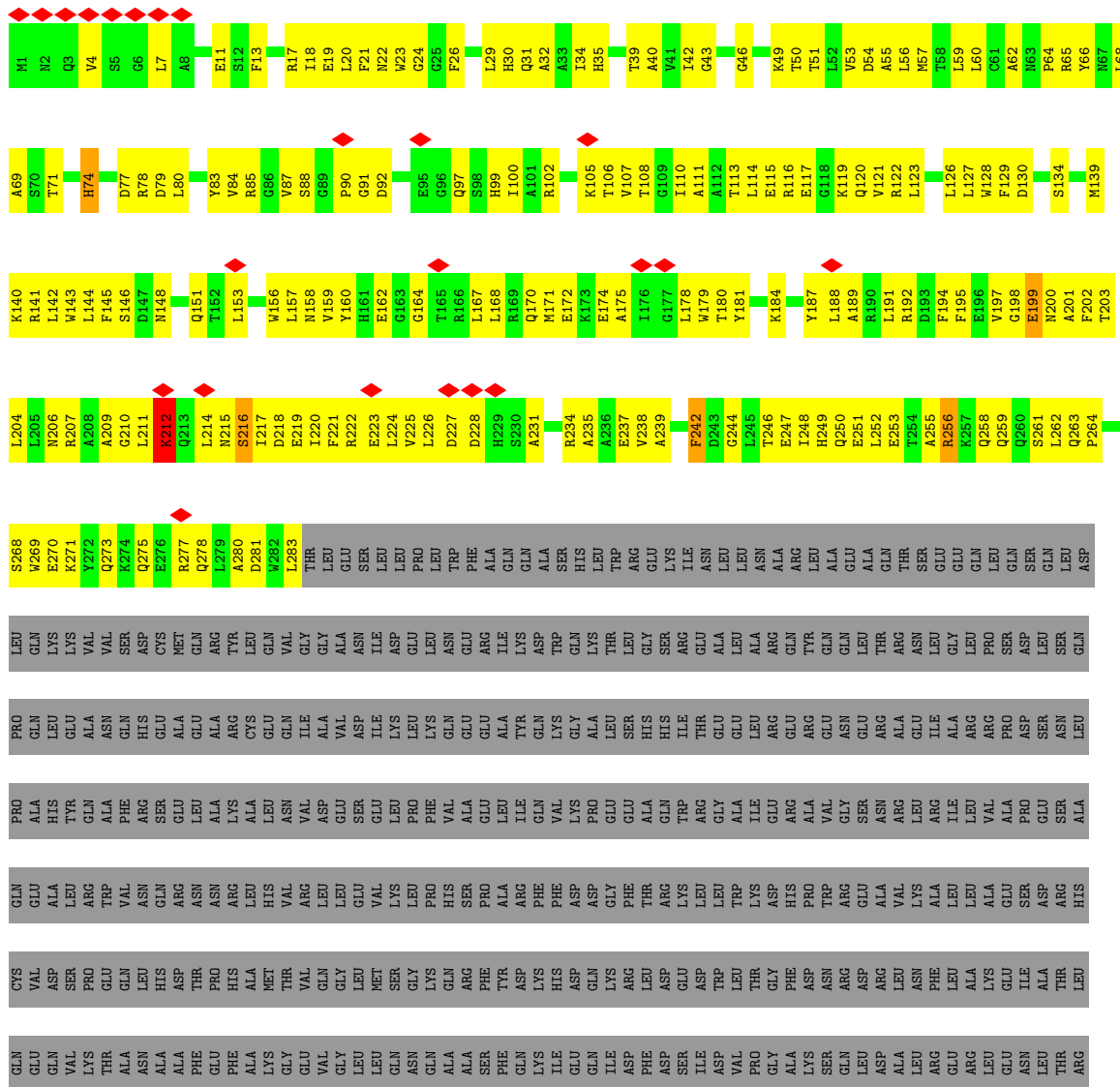
- Molecule 4 is ADENOSINE-5'-DIPHOSPHATE (three-letter code: ADP) (formula: $C_{10}H_{15}N_5O_{10}P_2$) (labeled as "Ligand of Interest" by depositor).

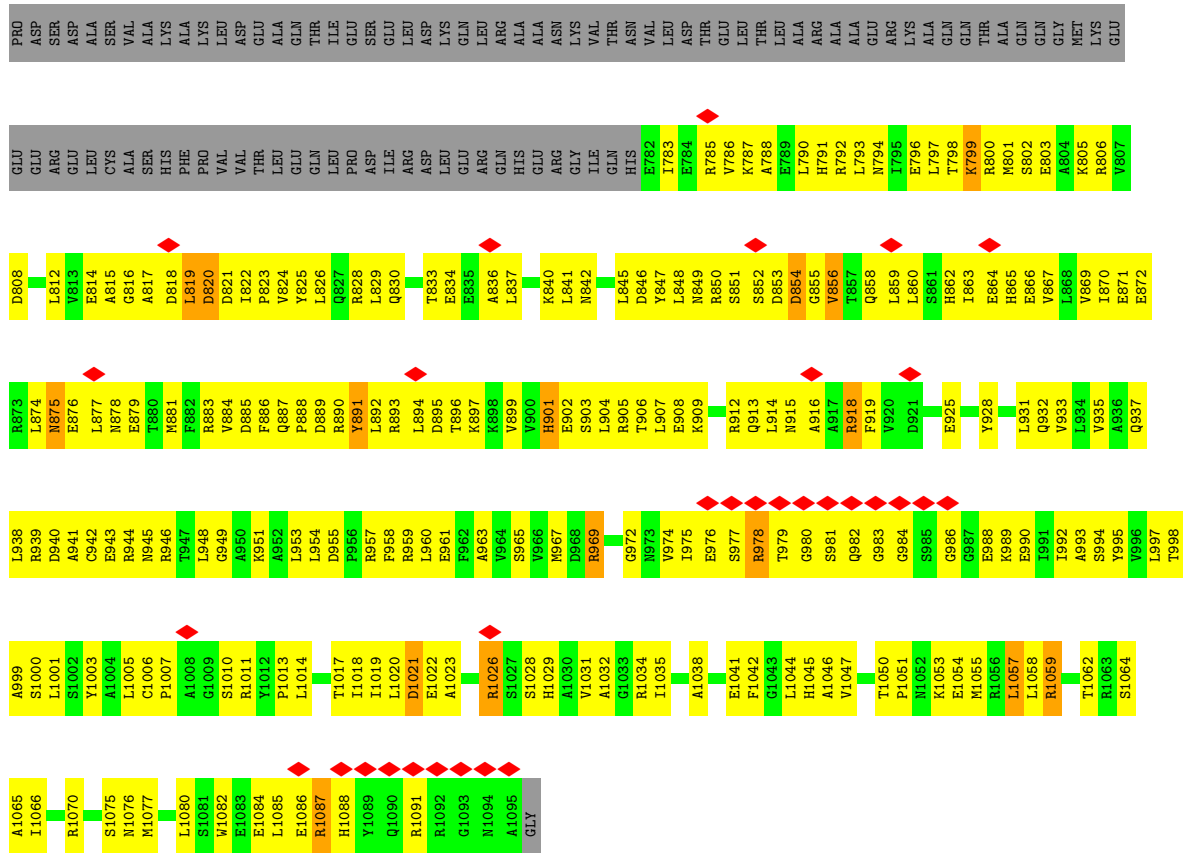


Mol	Chain	Residues	Atoms					AltConf	
			Total	C	H	N	O		P
4	A	1	Total	C	H	N	O	P	0
			39	10	12	5	10	2	
4	B	1	Total	C	H	N	O	P	0
			39	10	12	5	10	2	
4	F	1	Total	C	H	N	O	P	0
			39	10	12	5	10	2	
4	G	1	Total	C	H	N	O	P	0
			39	10	12	5	10	2	

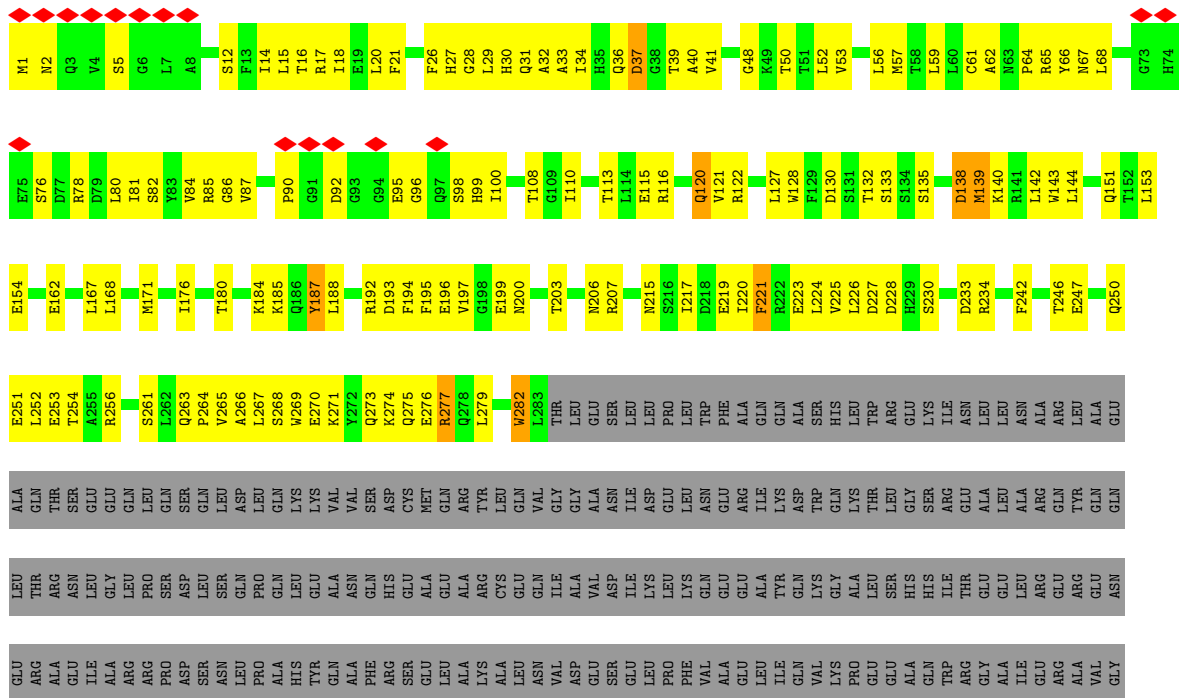
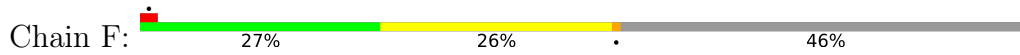


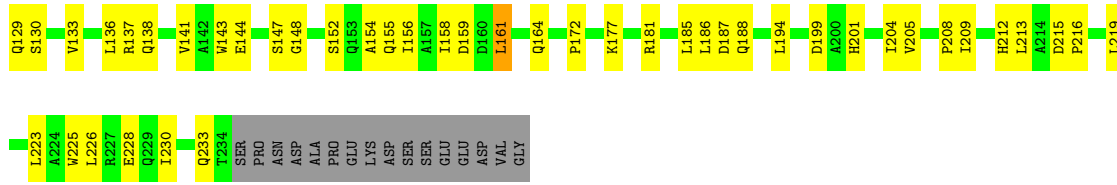
• Molecule 1: JetC



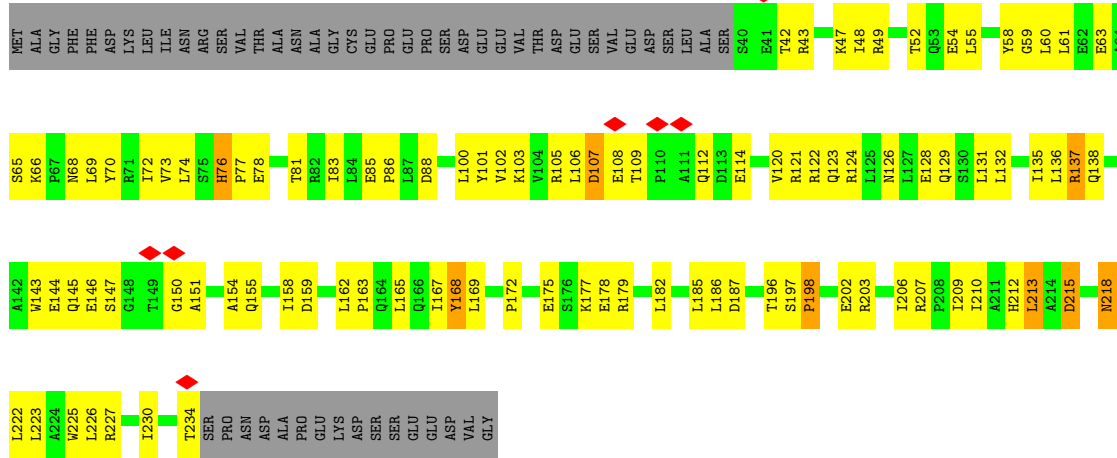


• Molecule 1: JetC

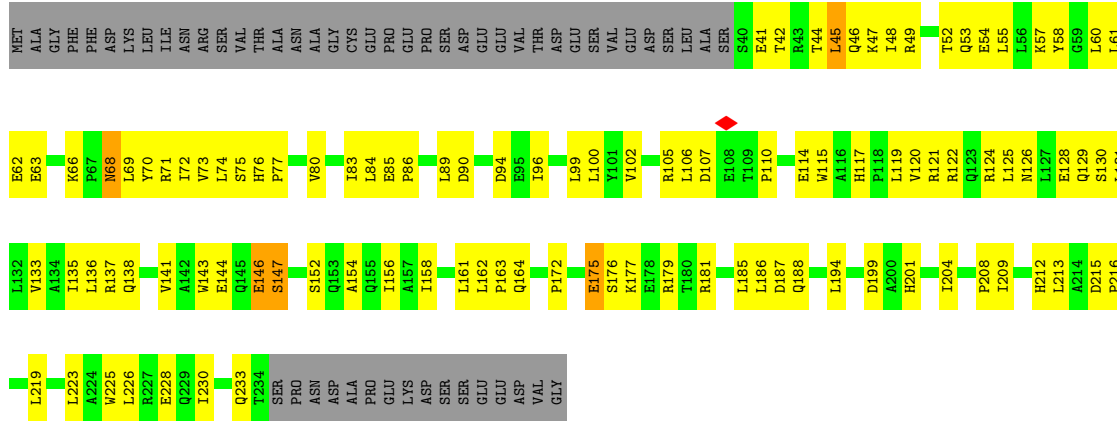




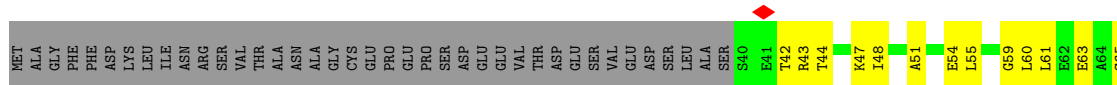
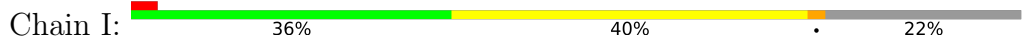
• Molecule 2: JetB

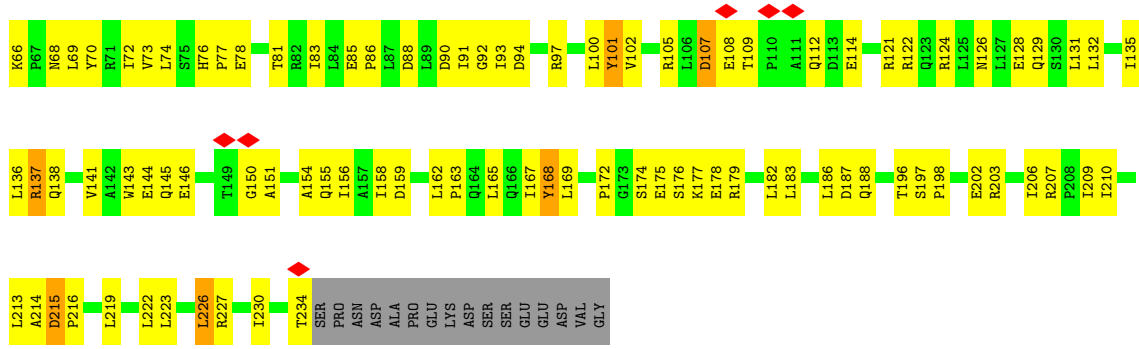


• Molecule 2: JetB

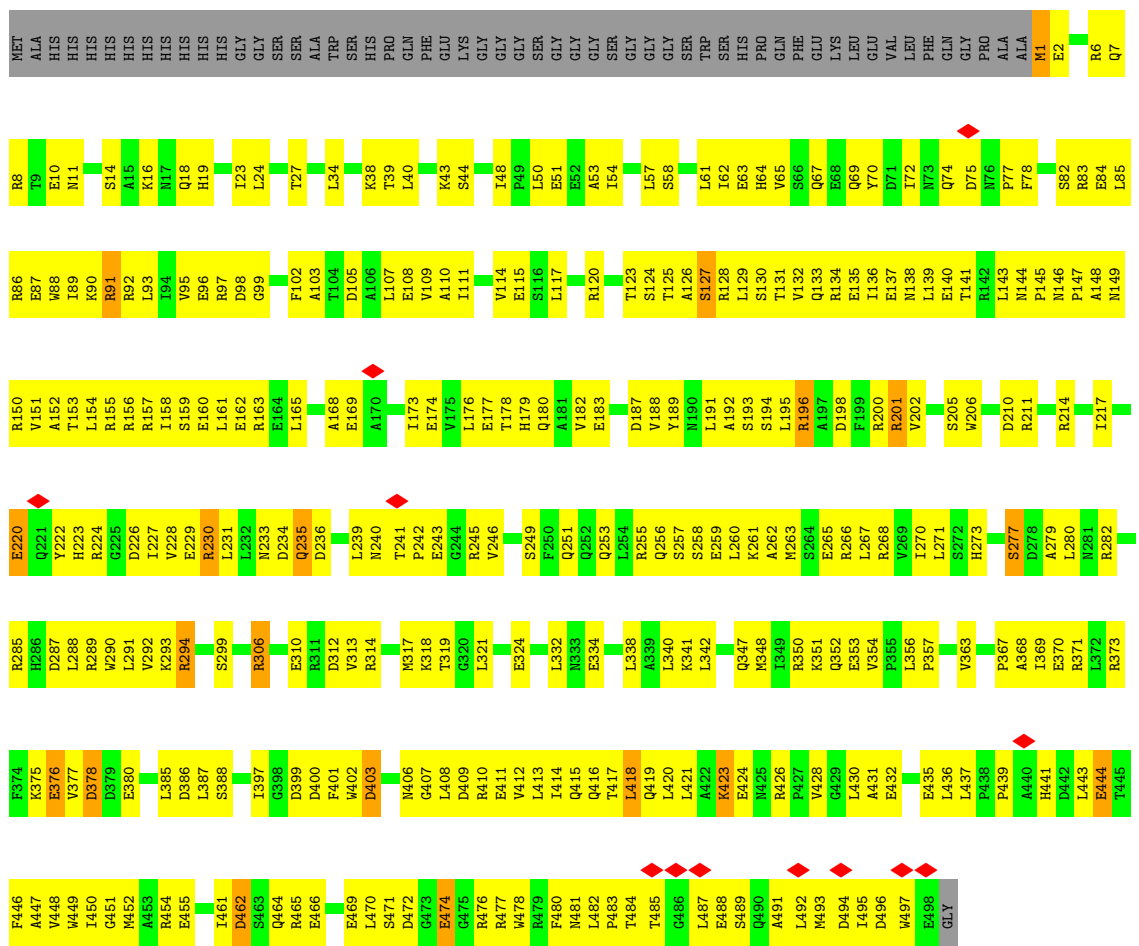


• Molecule 2: JetB

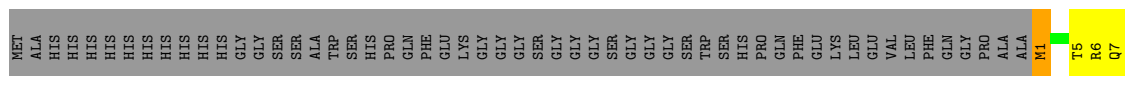


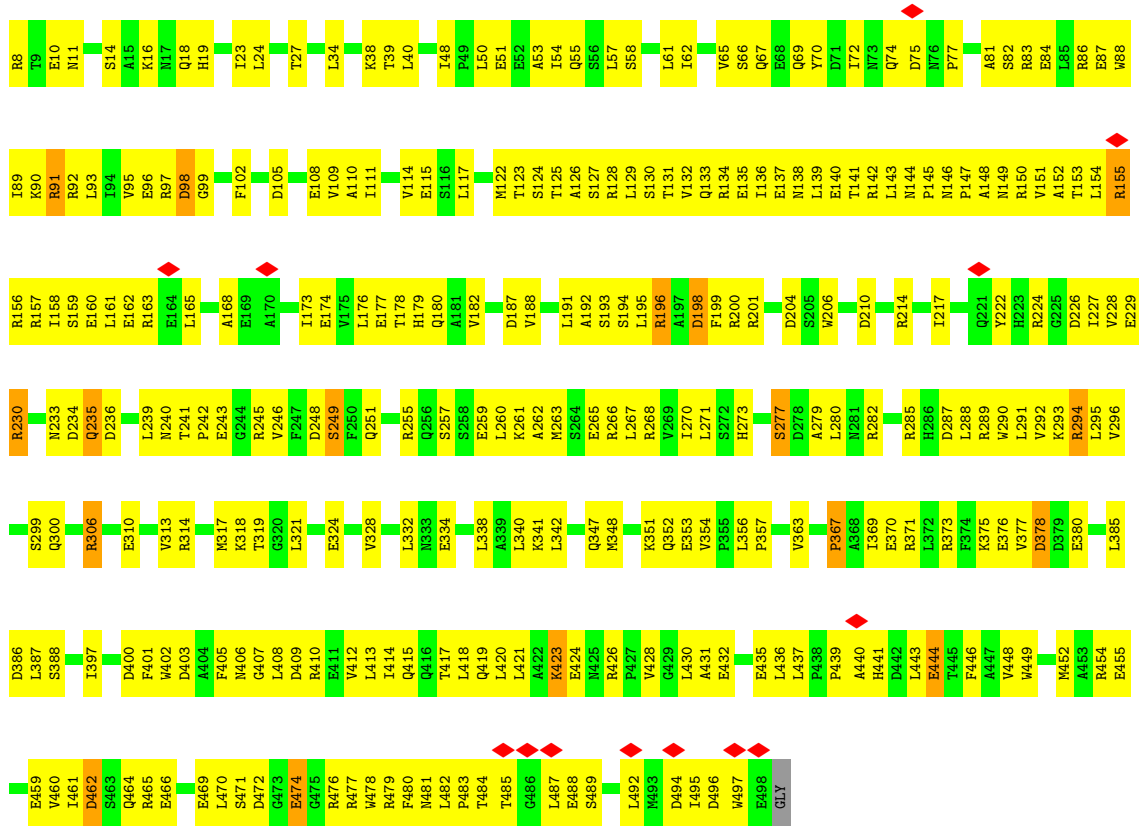


• Molecule 3: JetA



• Molecule 3: JetA





4 Experimental information

Property	Value	Source
EM reconstruction method	SINGLE PARTICLE	Depositor
Imposed symmetry	POINT, Not provided	
Number of particles used	37333	Depositor
Resolution determination method	FSC 0.143 CUT-OFF	Depositor
CTF correction method	PHASE FLIPPING AND AMPLITUDE CORRECTION	Depositor
Microscope	TFS KRIOS	Depositor
Voltage (kV)	300	Depositor
Electron dose ($e^-/\text{\AA}^2$)	40	Depositor
Minimum defocus (nm)	600	Depositor
Maximum defocus (nm)	1500	Depositor
Magnification	Not provided	
Image detector	FEI FALCON IV (4k x 4k)	Depositor
Maximum map value	0.033	Depositor
Minimum map value	-0.020	Depositor
Average map value	0.000	Depositor
Map value standard deviation	0.001	Depositor
Recommended contour level	0.00296	Depositor
Map size (\AA)	464.63998, 464.63998, 464.63998	wwPDB
Map dimensions	400, 400, 400	wwPDB
Map angles ($^\circ$)	90.0, 90.0, 90.0	wwPDB
Pixel spacing (\AA)	1.1616, 1.1616, 1.1616	Depositor

5 Model quality [i](#)

5.1 Standard geometry [i](#)

Bond lengths and bond angles in the following residue types are not validated in this section: ADP

The Z score for a bond length (or angle) is the number of standard deviations the observed value is removed from the expected value. A bond length (or angle) with $|Z| > 5$ is considered an outlier worth inspection. RMSZ is the root-mean-square of all Z scores of the bond lengths (or angles).

Mol	Chain	Bond lengths		Bond angles	
		RMSZ	# Z >5	RMSZ	# Z >5
1	A	0.28	0/4817	0.51	0/6502
1	B	0.25	0/4817	0.52	0/6502
1	F	0.27	0/4817	0.51	0/6502
1	G	0.24	0/4817	0.49	0/6502
2	C	0.27	0/1592	0.49	0/2164
2	D	0.27	0/1592	0.53	1/2164 (0.0%)
2	H	0.27	0/1592	0.49	0/2164
2	I	0.25	0/1592	0.50	0/2164
3	E	0.26	0/4110	0.53	0/5560
3	J	0.26	0/4110	0.52	1/5560 (0.0%)
All	All	0.26	0/33856	0.51	2/45784 (0.0%)

There are no bond length outliers.

All (2) bond angle outliers are listed below:

Mol	Chain	Res	Type	Atoms	Z	Observed(°)	Ideal(°)
2	D	198	PRO	CA-N-CD	-6.97	101.73	111.50
3	J	98	ASP	CB-CG-OD1	6.24	123.91	118.30

There are no chirality outliers.

There are no planarity outliers.

5.2 Too-close contacts [i](#)

In the following table, the Non-H and H(model) columns list the number of non-hydrogen atoms and hydrogen atoms in the chain respectively. The H(added) column lists the number of hydrogen atoms added and optimized by MolProbity. The Clashes column lists the number of clashes within the asymmetric unit, whereas Symm-Clashes lists symmetry-related clashes.

Mol	Chain	Non-H	H(model)	H(added)	Clashes	Symm-Clashes
1	A	4735	0	4689	349	0
1	B	4735	0	4689	576	0
1	F	4735	0	4689	349	0
1	G	4735	0	4689	549	0
2	C	1566	0	1605	133	0
2	D	1566	0	1605	123	0
2	H	1566	0	1605	130	0
2	I	1566	0	1605	129	0
3	E	4044	0	4007	482	0
3	J	4044	0	4007	484	0
4	A	27	12	12	1	0
4	B	27	12	12	3	0
4	F	27	12	12	3	0
4	G	27	12	12	2	0
All	All	33400	48	33238	2931	0

The all-atom clashscore is defined as the number of clashes found per 1000 atoms (including hydrogen atoms). The all-atom clashscore for this structure is 44.

All (2931) close contacts within the same asymmetric unit are listed below, sorted by their clash magnitude.

Atom-1	Atom-2	Interatomic distance (Å)	Clash overlap (Å)
1:B:1087:ARG:HG3	3:E:477:ARG:HD2	1.22	1.19
1:B:107:VAL:HG13	1:B:128:TRP:HB3	1.26	1.13
1:A:56:LEU:HD13	1:A:1019:ILE:HD11	1.31	1.12
1:B:982:GLN:HA	1:B:988:GLU:HB2	1.31	1.12
3:E:165:LEU:HD11	3:J:151:VAL:HG13	1.30	1.10
2:D:59:GLY:HA3	3:E:367:PRO:HG2	1.33	1.09
1:G:107:VAL:HG13	1:G:128:TRP:HB3	1.25	1.08
3:E:165:LEU:HB2	3:J:154:LEU:HD22	1.13	1.08
1:G:982:GLN:HA	1:G:988:GLU:HB2	1.35	1.06
3:E:151:VAL:HG13	3:J:165:LEU:HD11	1.33	1.06
1:G:982:GLN:HG2	1:G:984:GLY:H	1.18	1.06
3:E:150:ARG:O	3:E:154:LEU:HD12	1.56	1.05
1:A:1018:ILE:HG21	1:A:1044:LEU:HD13	1.37	1.04
1:B:253:GLU:HA	1:B:256:ARG:HE	1.20	1.03
2:I:59:GLY:HA3	3:J:367:PRO:HG2	1.40	1.03
2:H:230:ILE:HD12	3:J:341:LYS:HB2	1.40	1.03
1:B:982:GLN:HG2	1:B:984:GLY:H	1.19	1.02
3:J:241:THR:HA	3:J:245:ARG:HG3	1.42	1.01
3:E:487:LEU:HG	3:E:492:LEU:HD11	1.42	1.01
3:E:447:ALA:HA	3:E:450:ILE:HD12	1.42	1.00

Continued on next page...

Continued from previous page...

Atom-1	Atom-2	Interatomic distance (Å)	Clash overlap (Å)
3:J:421:LEU:HD21	3:J:487:LEU:HD23	1.42	1.00
3:E:421:LEU:HD21	3:E:487:LEU:HD23	1.42	1.00
1:B:1034:ARG:HH12	1:B:1038:ALA:HB2	1.28	0.99
3:E:241:THR:HA	3:E:245:ARG:HG3	1.41	0.99
1:G:253:GLU:HA	1:G:256:ARG:HE	1.28	0.99
1:F:56:LEU:HD13	1:F:1019:ILE:HD11	1.41	0.98
2:C:45:LEU:HD13	2:C:48:ILE:HD12	1.45	0.98
1:F:881:MET:HE1	1:F:894:LEU:HD13	1.42	0.98
2:C:53:GLN:NE2	2:D:88:ASP:OD2	1.97	0.98
1:G:211:LEU:HD21	1:G:224:LEU:HD21	1.43	0.98
2:I:209:ILE:HD11	3:J:369:ILE:HG21	1.46	0.97
2:H:45:LEU:HD13	2:H:48:ILE:HD12	1.45	0.97
2:C:230:ILE:HD12	3:E:341:LYS:HB2	1.46	0.97
3:J:176:LEU:O	3:J:177:GLU:HG2	1.63	0.97
3:E:40:LEU:HD22	3:E:48:ILE:HG21	1.47	0.97
1:B:270:GLU:HA	1:B:273:GLN:HE21	1.29	0.96
2:C:124:ARG:HD3	3:E:353:GLU:HG3	1.46	0.96
1:B:211:LEU:HD11	1:B:997:LEU:HD23	1.47	0.96
2:H:73:VAL:HG13	2:H:80:VAL:HG21	1.47	0.95
1:B:87:VAL:HG22	1:B:100:ILE:HG22	1.48	0.95
3:E:196:ARG:HH22	3:E:200:ARG:HD3	1.31	0.95
2:C:226:LEU:HD23	3:E:338:LEU:HD23	1.49	0.95
1:B:874:LEU:HD11	1:B:894:LEU:HG	1.49	0.95
3:E:173:ILE:HG21	3:J:147:PRO:HA	1.48	0.95
3:E:125:THR:HG22	3:J:246:VAL:HG11	1.48	0.94
1:G:195:PHE:HA	1:G:1014:LEU:HD23	1.49	0.94
3:J:314:ARG:HA	3:J:317:MET:HE2	1.50	0.93
3:E:161:LEU:HD22	3:J:158:ILE:HG13	1.48	0.93
1:F:279:LEU:HB2	1:F:786:VAL:HG11	1.49	0.93
3:J:40:LEU:HD22	3:J:48:ILE:HG21	1.50	0.92
3:E:314:ARG:HA	3:E:317:MET:HE2	1.50	0.92
3:J:160:GLU:HA	3:J:163:ARG:HE	1.35	0.92
1:G:87:VAL:HG22	1:G:100:ILE:HG22	1.50	0.92
2:H:89:LEU:HD23	2:H:102:VAL:HG11	1.52	0.92
3:J:487:LEU:HG	3:J:492:LEU:HD11	1.49	0.92
1:B:159:VAL:HG11	1:B:171:MET:SD	2.11	0.91
1:F:1018:ILE:HG21	1:F:1044:LEU:HD13	1.53	0.91
3:E:157:ARG:HB3	3:J:161:LEU:HD11	1.52	0.90
1:G:270:GLU:HA	1:G:273:GLN:HE21	1.35	0.90
1:B:799:LYS:HD2	1:B:800:ARG:HH12	1.37	0.90
2:H:226:LEU:HD23	3:J:338:LEU:HD23	1.52	0.90

Continued on next page...

Continued from previous page...

Atom-1	Atom-2	Interatomic distance (Å)	Clash overlap (Å)
1:G:13:PHE:HB3	1:G:114:LEU:HD23	1.54	0.90
2:I:66:LYS:HE3	2:I:66:LYS:HA	1.53	0.90
1:F:806:ARG:HH12	1:G:806:ARG:HA	1.36	0.89
2:D:131:LEU:HD13	2:D:226:LEU:HD12	1.54	0.89
3:E:202:VAL:CG2	3:E:243:GLU:HG2	2.02	0.89
1:B:97:GLN:HB3	1:B:100:ILE:HD11	1.55	0.88
1:B:151:GLN:HE22	1:B:178:LEU:HB2	1.38	0.88
1:G:221:PHE:HB3	1:G:226:LEU:HD22	1.55	0.88
3:J:227:ILE:HD11	3:J:317:MET:HB3	1.54	0.88
1:A:971:SER:OG	1:A:973:ASN:OD1	1.92	0.88
1:A:1056:ARG:HH21	3:E:406:ASN:HA	1.38	0.88
1:A:808:ASP:OD2	1:A:812:LEU:HB2	1.74	0.87
1:F:971:SER:OG	1:F:973:ASN:OD1	1.92	0.87
2:D:66:LYS:HA	2:D:66:LYS:HE3	1.56	0.87
1:G:262:LEU:HB2	1:G:829:LEU:HD23	1.57	0.87
1:F:250:GLN:HA	1:F:253:GLU:HG2	1.55	0.87
1:B:799:LYS:HD2	1:B:800:ARG:NH1	1.90	0.86
1:B:22:ASN:O	1:B:108:THR:OG1	1.93	0.86
2:C:89:LEU:HD23	2:C:102:VAL:HG11	1.55	0.86
3:J:165:LEU:HD12	3:J:168:ALA:HB3	1.56	0.86
1:B:887:GLN:HB3	1:B:888:PRO:HD2	1.57	0.86
3:J:152:ALA:O	3:J:156:ARG:NE	2.09	0.86
3:E:154:LEU:HB3	3:J:161:LEU:CD2	2.05	0.86
1:G:887:GLN:HB3	1:G:888:PRO:HD2	1.56	0.86
1:B:1058:LEU:O	1:B:1062:THR:OG1	1.94	0.85
1:B:812:LEU:HD11	1:B:828:ARG:HG2	1.56	0.85
1:B:248:ILE:HA	1:B:251:GLU:OE1	1.77	0.85
3:J:262:ALA:O	3:J:266:ARG:HG3	1.75	0.85
3:J:430:LEU:HB3	3:J:482:LEU:HD23	1.59	0.85
1:A:834:GLU:HG2	1:A:835:GLU:CG	2.05	0.85
1:A:852:SER:O	1:A:857:THR:OG1	1.95	0.85
1:G:1034:ARG:HH12	1:G:1038:ALA:HB2	1.41	0.85
2:C:45:LEU:H	2:C:45:LEU:HD12	1.40	0.85
3:E:165:LEU:HB2	3:J:154:LEU:CD2	2.02	0.85
2:C:68:ASN:O	2:C:72:ILE:HD12	1.77	0.85
1:G:142:LEU:HD21	1:G:180:THR:HG23	1.59	0.85
2:C:69:LEU:O	2:C:73:VAL:HG23	1.76	0.84
1:G:97:GLN:HB3	1:G:100:ILE:HD11	1.57	0.84
3:E:130:SER:O	3:E:134:ARG:HG3	1.78	0.84
2:H:45:LEU:H	2:H:45:LEU:HD12	1.41	0.84
2:D:226:LEU:O	2:D:230:ILE:HG23	1.78	0.84

Continued on next page...

Continued from previous page...

Atom-1	Atom-2	Interatomic distance (Å)	Clash overlap (Å)
3:E:38:LYS:NZ	3:E:115:GLU:OE2	2.10	0.84
1:B:247:GLU:O	1:B:251:GLU:HG3	1.77	0.84
1:F:892:LEU:HD21	1:F:964:VAL:HG13	1.58	0.84
1:F:852:SER:O	1:F:857:THR:OG1	1.95	0.83
1:A:80:LEU:O	1:A:84:VAL:HG23	1.77	0.83
1:A:279:LEU:HB2	1:A:786:VAL:HG11	1.59	0.83
1:A:892:LEU:HD21	1:A:964:VAL:HG13	1.61	0.83
3:E:202:VAL:HG22	3:E:243:GLU:HG2	1.58	0.82
3:J:147:PRO:O	3:J:151:VAL:HG23	1.79	0.82
1:F:1056:ARG:HH21	3:J:406:ASN:HA	1.45	0.82
1:A:242:PHE:O	1:A:246:THR:HG23	1.79	0.82
2:D:168:TYR:OH	2:D:227:ARG:NH2	2.12	0.82
2:H:117:HIS:HB3	2:H:120:VAL:HG12	1.60	0.82
3:E:176:LEU:HD21	3:J:142:ARG:HE	1.43	0.82
1:B:812:LEU:HD23	1:B:824:VAL:HG12	1.61	0.82
2:C:73:VAL:HG13	2:C:80:VAL:HG21	1.61	0.82
1:A:974:VAL:HG21	1:A:977:SER:HB2	1.61	0.82
2:C:129:GLN:NE2	2:C:188:GLN:OE1	2.13	0.82
1:B:785:ARG:NH1	1:B:785:ARG:O	2.13	0.81
3:J:420:LEU:HD22	3:J:437:LEU:HG	1.60	0.81
1:B:1050:THR:HG21	1:B:1053:LYS:O	1.79	0.81
1:F:1022:GLU:OE1	1:F:1022:GLU:N	2.13	0.81
3:E:251:GLN:OE1	3:E:299:SER:HB3	1.79	0.81
1:G:785:ARG:NH1	1:G:785:ARG:O	2.13	0.81
3:E:432:GLU:O	3:E:436:LEU:HG	1.79	0.81
2:H:63:GLU:HB2	2:H:70:TYR:CD1	2.15	0.81
3:E:156:ARG:O	3:E:160:GLU:HG2	1.81	0.81
3:E:63:GLU:OE2	3:J:6:ARG:NE	2.13	0.81
1:B:1031:VAL:O	1:B:1035:ILE:HD12	1.79	0.81
3:E:161:LEU:HD23	3:J:154:LEU:CD2	2.10	0.81
1:F:84:VAL:HG13	1:F:108:THR:CG2	2.11	0.81
3:E:155:ARG:HA	3:E:158:ILE:HD12	1.62	0.81
3:J:414:ILE:O	3:J:418:LEU:HG	1.81	0.80
3:E:246:VAL:HG11	3:J:125:THR:HG22	1.62	0.80
3:E:455:GLU:HG3	3:E:495:ILE:HD12	1.62	0.80
3:E:147:PRO:O	3:E:151:VAL:HG23	1.82	0.80
1:G:1087:ARG:HG3	3:J:477:ARG:HH22	1.47	0.80
3:E:431:ALA:N	3:E:466:GLU:OE1	2.14	0.80
1:G:855:GLY:HA2	1:G:858:GLN:HE21	1.47	0.80
1:B:253:GLU:OE1	1:B:256:ARG:NE	2.15	0.79
3:E:201:ARG:NE	3:E:243:GLU:OE1	2.15	0.79

Continued on next page...

Continued from previous page...

Atom-1	Atom-2	Interatomic distance (Å)	Clash overlap (Å)
1:G:142:LEU:HD11	1:G:144:LEU:HD21	1.64	0.79
1:B:39:THR:HG22	1:B:1047:VAL:HG12	1.63	0.79
2:H:53:GLN:NE2	2:I:88:ASP:OD2	2.14	0.79
1:A:1022:GLU:OE1	1:A:1022:GLU:N	2.16	0.79
3:E:110:ALA:O	3:E:114:VAL:HG23	1.82	0.79
3:E:158:ILE:CG1	3:J:161:LEU:HD22	2.12	0.79
1:B:107:VAL:HG21	1:B:160:TYR:HE1	1.47	0.79
3:E:161:LEU:O	3:J:154:LEU:HD21	1.82	0.79
1:A:56:LEU:HD13	1:A:1019:ILE:CD1	2.12	0.79
1:A:795:ILE:CD1	1:B:798:THR:HG21	2.11	0.79
3:J:38:LYS:NZ	3:J:115:GLU:OE2	2.13	0.79
3:J:153:THR:HA	3:J:156:ARG:HD2	1.65	0.79
2:C:117:HIS:HB3	2:C:120:VAL:HG12	1.64	0.79
3:E:431:ALA:O	3:E:435:GLU:HG3	1.82	0.79
1:F:784:GLU:OE1	1:F:784:GLU:N	2.15	0.79
1:G:234:ARG:HB3	1:G:859:LEU:HD12	1.64	0.79
1:F:233:ASP:OD1	1:F:234:ARG:N	2.14	0.79
2:I:223:LEU:HD22	2:I:227:ARG:HH22	1.45	0.79
1:B:253:GLU:HA	1:B:256:ARG:NE	1.95	0.79
2:C:49:ARG:HG2	2:D:86:PRO:O	1.83	0.79
1:B:878:ASN:HD21	1:B:893:ARG:HB2	1.47	0.79
1:A:830:GLN:NE2	1:A:834:GLU:OE1	2.16	0.78
1:A:806:ARG:HH12	1:B:806:ARG:HA	1.48	0.78
1:B:800:ARG:H	1:B:800:ARG:HD2	1.49	0.78
1:A:784:GLU:OE1	1:A:784:GLU:N	2.16	0.78
1:B:860:LEU:HD21	1:B:907:LEU:HD11	1.65	0.78
1:F:1056:ARG:HE	3:J:407:GLY:H	1.32	0.78
2:D:68:ASN:O	2:D:72:ILE:HG12	1.82	0.78
3:E:161:LEU:HD23	3:J:154:LEU:HD23	1.64	0.78
1:F:135:SER:HB3	1:F:138:ASP:OD2	1.84	0.78
1:G:1050:THR:HG21	1:G:1053:LYS:O	1.83	0.78
1:B:863:ILE:O	1:B:867:VAL:HG23	1.82	0.78
1:B:1087:ARG:HG3	3:E:477:ARG:CD	2.11	0.78
1:B:899:VAL:HG13	1:B:904:LEU:HD11	1.65	0.78
1:G:822:ILE:O	1:G:826:LEU:HG	1.84	0.78
2:I:51:ALA:HA	2:I:69:LEU:HD12	1.66	0.78
2:D:128:GLU:OE1	2:D:128:GLU:N	2.15	0.77
1:F:809:THR:O	1:F:809:THR:HG22	1.85	0.77
1:A:1089:TYR:HB2	3:E:402:TRP:CZ3	2.19	0.77
1:B:168:LEU:HD13	1:B:171:MET:CE	2.14	0.77
1:B:967:MET:HA	1:B:974:VAL:HA	1.66	0.77

Continued on next page...

Continued from previous page...

Atom-1	Atom-2	Interatomic distance (Å)	Clash overlap (Å)
1:F:80:LEU:O	1:F:84:VAL:HG23	1.84	0.77
1:G:22:ASN:O	1:G:108:THR:OG1	2.01	0.77
3:J:271:LEU:HD22	3:J:289:ARG:HB2	1.65	0.77
1:G:225:VAL:HG12	1:G:226:LEU:H	1.50	0.77
1:G:247:GLU:O	1:G:251:GLU:HG3	1.85	0.77
2:H:129:GLN:NE2	2:H:188:GLN:OE1	2.17	0.77
1:A:809:THR:HG22	1:A:809:THR:O	1.84	0.77
1:B:822:ILE:O	1:B:826:LEU:HG	1.84	0.77
2:C:143:TRP:HZ2	2:C:152:SER:HB3	1.50	0.77
3:E:267:LEU:HD22	3:J:136:ILE:HD11	1.65	0.77
1:G:158:ASN:O	1:G:162:GLU:HG3	1.85	0.77
1:G:931:LEU:O	1:G:935:VAL:HG12	1.84	0.77
1:B:845:LEU:HA	1:B:848:LEU:HG	1.66	0.77
1:B:1084:GLU:HB2	3:E:478:TRP:CZ3	2.19	0.77
1:B:901:HIS:CE1	1:B:903:SER:HB2	2.20	0.76
3:E:412:VAL:O	3:E:416:GLN:HG2	1.85	0.76
2:H:49:ARG:HG2	2:I:86:PRO:O	1.85	0.76
2:I:61:LEU:HD21	2:I:69:LEU:HB3	1.66	0.76
2:H:230:ILE:CD1	3:J:341:LYS:HB2	2.15	0.76
3:J:367:PRO:O	3:J:371:ARG:NH1	2.18	0.76
1:B:244:GLY:O	1:B:248:ILE:HD12	1.85	0.76
3:J:432:GLU:O	3:J:436:LEU:HG	1.86	0.76
1:B:181:TYR:HD2	1:B:187:TYR:HB2	1.50	0.76
3:E:137:GLU:O	3:E:141:THR:HG23	1.83	0.76
3:E:177:GLU:HB2	3:E:180:GLN:HB2	1.67	0.76
1:G:4:VAL:O	1:G:7:LEU:HG	1.86	0.76
1:B:225:VAL:HG12	1:B:226:LEU:H	1.49	0.76
1:B:982:GLN:HG2	1:B:984:GLY:N	1.99	0.76
3:E:131:THR:HA	3:E:134:ARG:HE	1.51	0.76
1:F:795:ILE:CD1	1:G:798:THR:HG21	2.16	0.76
1:G:19:GLU:HB2	1:G:111:ALA:HB3	1.67	0.76
2:H:68:ASN:O	2:H:72:ILE:HD12	1.86	0.76
1:B:239:ALA:HB1	1:B:939:ARG:HD3	1.66	0.76
3:E:165:LEU:HD11	3:J:151:VAL:CG1	2.13	0.76
1:F:821:ASP:O	1:F:824:VAL:HG22	1.86	0.76
1:G:107:VAL:HG21	1:G:160:TYR:HE1	1.49	0.76
1:G:248:ILE:HA	1:G:251:GLU:OE2	1.84	0.76
1:G:982:GLN:HG2	1:G:984:GLY:N	1.98	0.76
1:B:1057:LEU:HD12	1:B:1058:LEU:N	2.01	0.76
1:A:834:GLU:CD	3:J:241:THR:HB	2.06	0.76
1:B:1085:LEU:HD12	3:E:477:ARG:HD3	1.68	0.76

Continued on next page...

Continued from previous page...

Atom-1	Atom-2	Interatomic distance (Å)	Clash overlap (Å)
1:F:53:VAL:HG22	1:F:1019:ILE:HG21	1.68	0.76
1:G:1088:HIS:NE2	1:G:1091:ARG:HB2	2.01	0.76
2:I:168:TYR:OH	2:I:227:ARG:NH2	2.19	0.76
3:J:415:GLN:HA	3:J:418:LEU:HD12	1.67	0.76
1:B:201:ALA:HB1	1:B:1005:LEU:CD2	2.16	0.75
1:B:818:ASP:OD1	1:B:819:LEU:HD23	1.86	0.75
1:G:1057:LEU:HD12	1:G:1058:LEU:N	2.01	0.75
2:D:73:VAL:HG11	2:D:100:LEU:HD13	1.68	0.75
2:I:128:GLU:OE1	2:I:128:GLU:N	2.16	0.75
2:C:55:LEU:HA	2:C:61:LEU:HD11	1.66	0.75
1:B:1076:ASN:HB2	3:E:454:ARG:NH2	2.01	0.75
3:E:159:SER:O	3:E:163:ARG:HG3	1.87	0.75
1:B:1088:HIS:NE2	1:B:1091:ARG:HB2	2.01	0.75
3:J:251:GLN:OE1	3:J:299:SER:HB3	1.87	0.75
1:A:834:GLU:HG2	1:A:835:GLU:HG2	1.67	0.75
1:B:201:ALA:HB1	1:B:1005:LEU:HD23	1.69	0.75
2:H:143:TRP:HZ2	2:H:152:SER:HB3	1.51	0.75
1:B:19:GLU:HB2	1:B:111:ALA:HB3	1.67	0.75
1:B:234:ARG:HB3	1:B:859:LEU:HD12	1.69	0.75
3:E:241:THR:HB	1:F:834:GLU:CD	2.06	0.75
1:G:231:ALA:CB	1:G:863:ILE:HD11	2.18	0.74
3:E:147:PRO:HA	3:J:173:ILE:HG21	1.69	0.74
1:G:805:LYS:HA	1:G:808:ASP:OD2	1.87	0.74
1:G:153:LEU:HD23	1:G:157:LEU:HD23	1.70	0.74
3:E:161:LEU:HD11	3:J:157:ARG:HB3	1.69	0.74
2:C:156:ILE:HD11	2:C:161:LEU:HD11	1.70	0.74
3:E:165:LEU:CB	3:J:154:LEU:HD22	2.07	0.74
1:G:105:LYS:CE	1:G:130:ASP:HA	2.17	0.74
2:I:175:GLU:HA	2:I:178:GLU:OE2	1.88	0.74
1:A:787:LYS:HE2	1:A:787:LYS:HA	1.70	0.74
1:B:819:LEU:O	1:B:822:ILE:HG12	1.87	0.74
2:D:59:GLY:CA	3:E:367:PRO:HG2	2.16	0.74
1:G:818:ASP:OD1	1:G:819:LEU:HD23	1.87	0.74
2:H:55:LEU:HD13	2:H:61:LEU:HD12	1.69	0.74
2:H:63:GLU:HB2	2:H:70:TYR:HD1	1.53	0.74
3:E:246:VAL:CG1	3:J:125:THR:HG22	2.17	0.74
3:E:417:THR:O	3:E:421:LEU:HD12	1.87	0.74
1:G:967:MET:HA	1:G:974:VAL:HA	1.69	0.74
1:B:159:VAL:HG13	1:B:167:LEU:HG	1.69	0.74
3:E:419:GLN:HG3	3:E:423:LYS:HE2	1.69	0.74
1:F:95:GLU:HA	1:F:99:HIS:NE2	2.03	0.74

Continued on next page...

Continued from previous page...

Atom-1	Atom-2	Interatomic distance (Å)	Clash overlap (Å)
1:A:95:GLU:HA	1:A:99:HIS:NE2	2.03	0.74
2:C:124:ARG:HD3	3:E:353:GLU:CG	2.17	0.74
3:E:367:PRO:O	3:E:371:ARG:NH1	2.21	0.74
3:E:161:LEU:HD22	3:J:158:ILE:CG1	2.18	0.73
1:F:85:ARG:NH2	1:F:133:SER:O	2.21	0.73
1:A:172:GLU:HG3	1:A:180:THR:HG23	1.70	0.73
1:B:17:ARG:HH12	1:B:31:GLN:HB2	1.53	0.73
3:E:151:VAL:HA	3:J:165:LEU:HD13	1.70	0.73
1:A:85:ARG:NH2	1:A:133:SER:O	2.20	0.73
1:B:200:ASN:OD1	1:B:201:ALA:N	2.21	0.73
1:B:246:THR:HG23	1:B:928:TYR:OH	1.87	0.73
1:B:258:GLN:O	1:B:262:LEU:HD13	1.87	0.73
2:D:63:GLU:HB2	2:D:70:TYR:CD2	2.23	0.73
3:E:125:THR:HG22	3:J:246:VAL:CG1	2.18	0.73
1:G:255:ALA:HB2	1:G:840:LYS:NZ	2.03	0.73
1:A:892:LEU:HD23	1:A:893:ARG:N	2.04	0.73
1:B:105:LYS:CE	1:B:130:ASP:HA	2.19	0.73
1:B:116:ARG:HH12	1:B:117:GLU:HB3	1.53	0.73
3:E:165:LEU:HD23	3:J:155:ARG:CD	2.17	0.73
3:E:129:LEU:O	3:E:133:GLN:HG2	1.89	0.73
1:G:141:ARG:HH12	1:G:184:LYS:H	1.37	0.73
1:G:1050:THR:HG23	1:G:1051:PRO:HD2	1.71	0.73
3:J:114:VAL:O	3:J:117:LEU:HB2	1.89	0.73
1:B:57:MET:CE	1:B:206:ASN:HA	2.18	0.73
2:H:44:THR:HG23	2:I:85:GLU:OE1	1.89	0.73
1:B:1034:ARG:NH1	1:B:1038:ALA:HB2	2.01	0.73
1:A:250:GLN:HA	1:A:253:GLU:HG2	1.71	0.73
3:E:241:THR:OG1	3:E:245:ARG:NH1	2.22	0.73
1:F:1056:ARG:HH21	3:J:406:ASN:CA	2.02	0.73
2:H:124:ARG:NE	3:J:353:GLU:OE1	2.19	0.73
3:E:158:ILE:HG23	3:J:158:ILE:HG23	1.71	0.73
1:B:1050:THR:HG23	1:B:1051:PRO:HD2	1.71	0.72
1:F:1089:TYR:HB2	3:J:402:TRP:CZ3	2.24	0.72
3:J:233:ASN:HD21	3:J:235:GLN:HB2	1.54	0.72
1:A:897:LYS:HG2	1:A:898:LYS:H	1.54	0.72
3:E:165:LEU:CD1	3:J:151:VAL:HA	2.20	0.72
3:E:465:ARG:HD3	3:E:481:ASN:HD21	1.53	0.72
1:G:17:ARG:HH12	1:G:31:GLN:HB2	1.53	0.72
1:G:899:VAL:HG12	1:G:959:ARG:O	1.89	0.72
1:B:234:ARG:HA	1:B:237:GLU:OE1	1.90	0.72
3:E:161:LEU:HD21	3:J:154:LEU:O	1.89	0.72

Continued on next page...

Continued from previous page...

Atom-1	Atom-2	Interatomic distance (Å)	Clash overlap (Å)
3:E:266:ARG:HB3	3:J:140:GLU:OE2	1.89	0.72
1:G:211:LEU:HD21	1:G:224:LEU:CD2	2.19	0.72
1:A:856:VAL:HG21	1:A:931:LEU:HD11	1.70	0.72
1:A:1036:ILE:HG21	1:A:1061:HIS:HB3	1.72	0.72
1:B:211:LEU:HD11	1:B:997:LEU:CD2	2.19	0.72
1:G:22:ASN:HA	1:G:102:ARG:NH2	2.03	0.72
3:E:147:PRO:HG3	3:J:173:ILE:HD13	1.70	0.72
1:G:120:GLN:HE22	1:G:122:ARG:HB2	1.53	0.72
2:I:59:GLY:CA	3:J:367:PRO:HG2	2.18	0.72
1:A:834:GLU:HG2	1:A:835:GLU:HG3	1.72	0.72
1:B:158:ASN:O	1:B:162:GLU:HG3	1.90	0.72
1:F:884:VAL:HG13	1:F:1041:GLU:OE1	1.89	0.72
2:I:209:ILE:HD11	3:J:369:ILE:CG2	2.18	0.72
3:J:160:GLU:HA	3:J:163:ARG:NE	2.04	0.72
3:J:243:GLU:OE1	3:J:243:GLU:N	2.22	0.72
1:A:128:TRP:CE2	1:A:140:LYS:HB2	2.25	0.72
1:A:884:VAL:HG13	1:A:1041:GLU:OE1	1.89	0.72
2:D:175:GLU:HA	2:D:178:GLU:OE2	1.89	0.72
3:E:151:VAL:O	3:E:155:ARG:HG3	1.88	0.72
2:I:131:LEU:HD13	2:I:226:LEU:CD1	2.20	0.72
3:J:146:ASN:ND2	3:J:149:ASN:OD1	2.23	0.72
1:A:850:ARG:NE	3:J:14:SER:OG	2.22	0.72
2:C:130:SER:OG	3:E:354:VAL:HG21	1.88	0.72
1:F:1057:LEU:HD12	1:F:1057:LEU:O	1.90	0.72
1:G:80:LEU:O	1:G:84:VAL:HG22	1.90	0.72
1:G:146:SER:HB2	1:G:178:LEU:HD21	1.71	0.72
2:I:226:LEU:O	2:I:230:ILE:HG23	1.88	0.72
1:A:1039:LEU:HD21	1:A:1046:ALA:HB2	1.70	0.72
1:B:144:LEU:HB2	1:B:156:TRP:CZ3	2.25	0.72
1:B:874:LEU:HD11	1:B:894:LEU:CG	2.19	0.72
1:F:806:ARG:NH2	1:G:806:ARG:HB2	2.04	0.72
1:B:855:GLY:HA2	1:B:858:GLN:HE21	1.54	0.71
3:J:261:LYS:HE2	3:J:261:LYS:H	1.54	0.71
1:B:982:GLN:HA	1:B:988:GLU:CB	2.17	0.71
1:G:57:MET:CE	1:G:206:ASN:HA	2.20	0.71
1:G:234:ARG:HA	1:G:237:GLU:OE1	1.90	0.71
1:G:876:GLU:HB3	1:G:1003:TYR:OH	1.91	0.71
1:B:164:GLY:O	1:B:168:LEU:HD23	1.90	0.71
3:E:62:ILE:O	3:E:65:VAL:HG13	1.90	0.71
3:E:261:LYS:HE2	3:E:261:LYS:H	1.54	0.71
3:J:455:GLU:HG3	3:J:495:ILE:HD12	1.71	0.71

Continued on next page...

Continued from previous page...

Atom-1	Atom-2	Interatomic distance (Å)	Clash overlap (Å)
1:B:815:ALA:HB1	1:B:821:ASP:OD2	1.90	0.71
1:G:815:ALA:HB1	1:G:821:ASP:OD2	1.91	0.71
3:J:417:THR:O	3:J:421:LEU:HD12	1.89	0.71
1:F:1036:ILE:HG21	1:F:1061:HIS:HB3	1.73	0.71
1:F:893:ARG:HG2	1:F:894:LEU:H	1.56	0.71
1:G:812:LEU:HD23	1:G:824:VAL:HG12	1.72	0.71
1:A:834:GLU:OE2	3:J:241:THR:HB	1.91	0.71
3:E:111:ILE:O	3:E:115:GLU:HG3	1.90	0.71
3:E:154:LEU:HB3	3:J:161:LEU:HD21	1.71	0.71
3:E:470:LEU:HD13	3:E:471:SER:N	2.05	0.71
1:A:162:GLU:HG2	1:A:167:LEU:HD23	1.73	0.71
1:B:242:PHE:CE2	1:B:932:GLN:HA	2.25	0.71
1:B:965:SER:HB3	1:B:974:VAL:HG21	1.73	0.71
2:H:44:THR:O	2:H:49:ARG:NH2	2.23	0.71
3:E:229:GLU:HB2	1:F:267:LEU:HG	1.73	0.71
1:G:899:VAL:HG13	1:G:904:LEU:HD11	1.71	0.71
1:B:69:ALA:HB1	1:B:1022:GLU:HG3	1.73	0.71
2:C:138:GLN:NE2	1:F:919:PHE:O	2.24	0.71
3:E:146:ASN:ND2	3:E:149:ASN:OD1	2.24	0.71
1:F:84:VAL:HG13	1:F:108:THR:HG21	1.70	0.71
1:F:1056:ARG:NE	3:J:407:GLY:H	1.88	0.71
1:F:1083:GLU:O	1:F:1086:GLU:HG2	1.91	0.71
1:G:893:ARG:HD3	1:G:967:MET:SD	2.31	0.71
1:B:925:GLU:OE1	1:B:925:GLU:N	2.24	0.70
3:J:233:ASN:OD1	3:J:235:GLN:N	2.24	0.70
1:A:162:GLU:HG2	1:A:167:LEU:CD2	2.21	0.70
1:A:1018:ILE:CG2	1:A:1044:LEU:HD13	2.19	0.70
1:B:269:TRP:CD2	1:B:822:ILE:HG21	2.26	0.70
1:G:1084:GLU:HB2	3:J:478:TRP:CZ3	2.26	0.70
2:C:230:ILE:CD1	3:E:341:LYS:HB2	2.20	0.70
3:E:114:VAL:O	3:E:117:LEU:HB2	1.91	0.70
1:G:200:ASN:OD1	1:G:201:ALA:N	2.24	0.70
2:H:117:HIS:HB3	2:H:120:VAL:CG1	2.22	0.70
2:I:74:LEU:O	2:I:77:PRO:HD3	1.90	0.70
1:A:233:ASP:OD1	1:A:234:ARG:N	2.24	0.70
1:B:151:GLN:NE2	1:B:178:LEU:HB2	2.06	0.70
3:E:318:LYS:O	3:E:319:THR:OG1	2.09	0.70
2:H:156:ILE:HD11	2:H:161:LEU:HD11	1.73	0.70
2:C:70:TYR:HE2	2:C:100:LEU:HD21	1.57	0.70
1:G:819:LEU:O	1:G:822:ILE:HG12	1.90	0.70
1:G:909:LYS:HA	1:G:912:ARG:NH1	2.07	0.70

Continued on next page...

Continued from previous page...

Atom-1	Atom-2	Interatomic distance (Å)	Clash overlap (Å)
1:G:1034:ARG:NH1	1:G:1038:ALA:HB2	2.05	0.70
1:G:1054:GLU:HG2	1:G:1057:LEU:HG	1.74	0.70
3:J:448:VAL:O	3:J:452:MET:HG2	1.92	0.70
1:B:885:ASP:OD2	1:B:889:ASP:HA	1.92	0.70
1:B:896:THR:OG1	1:B:960:LEU:HD13	1.92	0.70
1:B:899:VAL:HG12	1:B:959:ARG:O	1.90	0.70
3:E:310:GLU:OE2	3:E:314:ARG:NH2	2.21	0.70
1:F:56:LEU:HD13	1:F:1019:ILE:CD1	2.19	0.70
1:G:909:LYS:HA	1:G:912:ARG:HH12	1.57	0.70
1:B:168:LEU:HD13	1:B:171:MET:HE1	1.72	0.70
1:B:866:GLU:O	1:B:870:ILE:HG13	1.92	0.70
1:B:268:SER:HB3	1:B:797:LEU:HD22	1.73	0.70
3:E:233:ASN:HD21	3:E:235:GLN:HB2	1.56	0.70
3:E:158:ILE:HG13	3:J:161:LEU:HD22	1.73	0.69
1:F:897:LYS:HG2	1:F:898:LYS:H	1.55	0.69
1:G:69:ALA:HB1	1:G:1022:GLU:HG3	1.73	0.69
1:G:258:GLN:O	1:G:262:LEU:HD13	1.92	0.69
2:H:55:LEU:HB2	2:H:61:LEU:HD11	1.73	0.69
1:A:52:LEU:HD21	1:A:1077:MET:CE	2.21	0.69
1:B:948:LEU:HD12	1:B:949:GLY:N	2.07	0.69
1:B:1026:ARG:H	1:B:1026:ARG:HD3	1.57	0.69
1:G:244:GLY:O	1:G:248:ILE:HD12	1.91	0.69
1:G:830:GLN:NE2	1:G:834:GLU:OE2	2.24	0.69
2:H:96:ILE:HD12	3:J:319:THR:HB	1.74	0.69
1:B:20:LEU:HD12	1:B:26:PHE:HD1	1.56	0.69
1:B:146:SER:HB2	1:B:178:LEU:HD23	1.74	0.69
1:B:167:LEU:HD12	1:B:167:LEU:O	1.91	0.69
1:B:269:TRP:O	1:B:273:GLN:HG3	1.92	0.69
3:E:233:ASN:OD1	3:E:235:GLN:N	2.26	0.69
1:G:195:PHE:HA	1:G:1014:LEU:CD2	2.22	0.69
1:A:806:ARG:NH2	1:B:806:ARG:HB2	2.08	0.69
1:B:909:LYS:HA	1:B:912:ARG:NH1	2.07	0.69
1:B:238:VAL:CG2	1:B:856:VAL:HG22	2.22	0.69
2:D:138:GLN:O	2:D:141:VAL:HG12	1.91	0.69
3:E:421:LEU:HD21	3:E:487:LEU:CD2	2.22	0.69
1:G:107:VAL:CG1	1:G:128:TRP:HB3	2.14	0.69
1:G:261:SER:O	1:G:264:PRO:HD2	1.92	0.69
1:G:1035:ILE:H	1:G:1035:ILE:HD12	1.58	0.69
2:I:66:LYS:HE3	2:I:66:LYS:CA	2.22	0.69
2:I:226:LEU:CD2	3:J:385:LEU:HD21	2.23	0.69
3:J:310:GLU:OE2	3:J:314:ARG:NH2	2.24	0.69

Continued on next page...

Continued from previous page...

Atom-1	Atom-2	Interatomic distance (Å)	Clash overlap (Å)
3:J:466:GLU:OE2	3:J:484:THR:HA	1.92	0.69
2:C:52:THR:HG21	2:C:83:ILE:HG21	1.74	0.69
3:E:165:LEU:HD12	3:E:168:ALA:HB3	1.75	0.69
1:A:906:THR:HA	1:A:909:LYS:HD3	1.75	0.69
1:B:32:ALA:HB1	1:B:1066:ILE:HD13	1.73	0.69
1:B:234:ARG:O	1:B:237:GLU:HG2	1.93	0.69
1:F:1018:ILE:CG2	1:F:1044:LEU:HD13	2.22	0.69
1:G:50:THR:HG22	1:G:1021:ASP:OD1	1.92	0.69
1:G:816:GLY:N	1:G:821:ASP:OD2	2.26	0.69
2:I:131:LEU:HD13	2:I:226:LEU:HD12	1.74	0.69
1:A:273:GLN:O	1:A:276:GLU:HG3	1.92	0.69
3:E:263:MET:O	3:E:267:LEU:HD23	1.93	0.69
1:G:982:GLN:HA	1:G:988:GLU:CB	2.21	0.69
2:I:78:GLU:OE1	2:I:78:GLU:N	2.26	0.69
2:I:144:GLU:OE1	2:I:150:GLY:N	2.26	0.69
3:J:110:ALA:O	3:J:114:VAL:HG23	1.93	0.69
3:J:137:GLU:O	3:J:141:THR:HG23	1.92	0.69
1:B:13:PHE:HB3	1:B:114:LEU:HD23	1.74	0.69
1:B:113:THR:HG22	1:B:122:ARG:HG3	1.74	0.69
3:E:321:LEU:HA	3:E:324:GLU:OE1	1.93	0.69
3:J:129:LEU:O	3:J:133:GLN:HG2	1.93	0.69
1:G:17:ARG:NH1	1:G:31:GLN:HB2	2.07	0.69
1:G:234:ARG:O	1:G:237:GLU:HG2	1.92	0.69
3:J:159:SER:O	3:J:163:ARG:HG3	1.92	0.69
1:B:800:ARG:HD2	1:B:800:ARG:N	2.07	0.68
1:B:1054:GLU:HG2	1:B:1057:LEU:HG	1.73	0.68
2:C:44:THR:HG23	2:D:85:GLU:OE1	1.93	0.68
3:E:14:SER:O	3:E:18:GLN:HG3	1.93	0.68
3:E:154:LEU:O	3:E:158:ILE:HG13	1.93	0.68
1:G:272:TYR:HE1	1:G:790:LEU:HD21	1.58	0.68
2:H:119:LEU:HD23	3:J:363:VAL:HG21	1.75	0.68
2:H:158:ILE:HD11	2:H:204:ILE:CG2	2.23	0.68
1:B:876:GLU:HB3	1:B:1003:TYR:OH	1.93	0.68
2:D:131:LEU:HD13	2:D:226:LEU:CD1	2.22	0.68
3:E:347:GLN:O	3:E:351:LYS:HG2	1.93	0.68
1:A:795:ILE:HD12	1:B:798:THR:HG21	1.74	0.68
2:C:137:ARG:HG3	3:E:332:LEU:HD11	1.75	0.68
2:D:209:ILE:HD11	3:E:369:ILE:HG21	1.75	0.68
3:E:64:HIS:O	3:E:72:ILE:HD12	1.93	0.68
1:G:869:VAL:HA	1:G:872:GLU:HG2	1.75	0.68
1:G:896:THR:OG1	1:G:960:LEU:HD13	1.93	0.68

Continued on next page...

Continued from previous page...

Atom-1	Atom-2	Interatomic distance (Å)	Clash overlap (Å)
1:A:135:SER:HB3	1:A:138:ASP:OD1	1.92	0.68
1:A:272:TYR:HA	1:A:793:LEU:HD23	1.73	0.68
1:B:901:HIS:HE1	1:B:903:SER:HB2	1.56	0.68
1:F:1087:ARG:HB3	1:F:1091:ARG:NH2	2.09	0.68
1:G:1088:HIS:CE1	1:G:1091:ARG:HB2	2.29	0.68
2:C:44:THR:O	2:C:49:ARG:NH2	2.25	0.68
3:E:263:MET:HE2	3:J:133:GLN:HA	1.74	0.68
1:F:142:LEU:CD2	1:F:168:LEU:HD13	2.24	0.68
1:F:795:ILE:HD11	1:G:794:ASN:OD1	1.93	0.68
1:G:275:GLN:NE2	1:G:786:VAL:O	2.25	0.68
1:G:800:ARG:HD2	1:G:800:ARG:N	2.07	0.68
2:I:138:GLN:O	2:I:141:VAL:HG12	1.92	0.68
1:A:963:ALA:HB1	1:A:979:THR:HA	1.75	0.68
3:E:39:THR:OG1	3:J:8:ARG:NH2	2.27	0.68
1:F:795:ILE:HD12	1:G:798:THR:HG21	1.74	0.68
2:H:89:LEU:HD23	2:H:102:VAL:CG1	2.23	0.68
3:E:154:LEU:HB3	3:J:161:LEU:HD23	1.74	0.68
1:F:787:LYS:HA	1:F:787:LYS:HE2	1.75	0.68
1:A:267:LEU:HG	3:J:229:GLU:HB2	1.76	0.68
1:B:1077:MET:O	3:E:454:ARG:NH2	2.26	0.68
3:E:413:LEU:HD11	3:E:449:TRP:HE1	1.58	0.68
1:G:228:ASP:HA	1:G:957:ARG:CZ	2.24	0.68
1:G:801:MET:HG2	1:G:825:TYR:CE2	2.28	0.68
3:J:257:SER:HA	3:J:261:LYS:NZ	2.09	0.68
2:D:144:GLU:OE1	2:D:150:GLY:N	2.23	0.68
1:F:128:TRP:CE2	1:F:140:LYS:HB2	2.29	0.68
1:B:228:ASP:HA	1:B:957:ARG:CZ	2.24	0.68
2:C:63:GLU:HB2	2:C:70:TYR:CD1	2.29	0.68
3:E:160:GLU:HA	3:E:163:ARG:HE	1.57	0.68
1:G:164:GLY:O	1:G:168:LEU:HD23	1.94	0.68
1:A:850:ARG:O	1:A:854:ASP:HB2	1.93	0.67
3:E:158:ILE:CG2	3:J:158:ILE:HG23	2.25	0.67
1:G:1076:ASN:HB2	3:J:454:ARG:NH2	2.09	0.67
1:B:262:LEU:CB	1:B:829:LEU:HD23	2.24	0.67
1:B:933:VAL:HG12	1:B:937:GLN:NE2	2.09	0.67
1:B:1038:ALA:HA	1:B:1041:GLU:OE1	1.94	0.67
2:C:117:HIS:HB3	2:C:120:VAL:CG1	2.24	0.67
1:F:892:LEU:HD23	1:F:893:ARG:N	2.09	0.67
2:H:130:SER:OG	3:J:354:VAL:HG21	1.94	0.67
1:B:107:VAL:HG21	1:B:160:TYR:CE1	2.27	0.67
3:E:418:LEU:HD12	3:E:419:GLN:N	2.09	0.67

Continued on next page...

Continued from previous page...

Atom-1	Atom-2	Interatomic distance (Å)	Clash overlap (Å)
1:G:965:SER:HB3	1:G:974:VAL:HG21	1.77	0.67
3:J:430:LEU:HG	3:J:485:THR:HG21	1.75	0.67
1:B:794:ASN:O	1:B:798:THR:HG23	1.94	0.67
3:E:226:ASP:OD1	3:E:230:ARG:NH2	2.27	0.67
1:F:808:ASP:OD2	1:F:812:LEU:HB2	1.93	0.67
1:F:836:ALA:O	1:F:840:LYS:HG2	1.94	0.67
1:G:983:GLY:H	1:G:988:GLU:H	1.43	0.67
2:H:74:LEU:O	2:H:77:PRO:HD3	1.93	0.67
2:I:172:PRO:HG2	2:I:178:GLU:HG3	1.75	0.67
3:E:145:PRO:O	3:J:173:ILE:HD12	1.94	0.67
3:E:202:VAL:HG23	3:E:243:GLU:HG2	1.76	0.67
2:I:47:LYS:HA	2:I:47:LYS:HE2	1.77	0.67
2:I:141:VAL:O	2:I:145:GLN:HG2	1.92	0.67
1:B:68:LEU:HB3	1:B:210:GLY:HA3	1.76	0.67
3:E:34:LEU:HD13	3:E:114:VAL:HG21	1.75	0.67
3:E:151:VAL:HG13	3:J:165:LEU:CD1	2.18	0.67
1:G:247:GLU:HA	1:G:250:GLN:OE1	1.95	0.67
1:G:253:GLU:HA	1:G:256:ARG:NE	2.07	0.67
1:G:885:ASP:OD1	1:G:889:ASP:HA	1.94	0.67
1:G:116:ARG:HH12	1:G:117:GLU:HB3	1.58	0.67
3:J:14:SER:O	3:J:18:GLN:HG3	1.94	0.67
3:J:92:ARG:HH11	3:J:92:ARG:HG3	1.60	0.67
1:A:17:ARG:NH2	1:A:31:GLN:OE1	2.28	0.67
3:E:461:ILE:HD12	3:E:464:GLN:HB2	1.77	0.67
1:A:836:ALA:O	1:A:840:LYS:HG2	1.94	0.67
1:B:17:ARG:NH1	1:B:31:GLN:HB2	2.09	0.67
2:C:89:LEU:HD23	2:C:102:VAL:CG1	2.23	0.67
1:G:91:GLY:HA3	1:G:99:HIS:CG	2.29	0.67
1:G:211:LEU:HD13	1:G:212:LYS:O	1.95	0.67
1:G:231:ALA:HB2	1:G:863:ILE:HD11	1.76	0.67
3:J:347:GLN:O	3:J:351:LYS:HG2	1.95	0.67
1:B:259:GLN:NE2	1:B:263:GLN:OE1	2.28	0.67
1:B:1059:ARG:HG3	3:E:443:LEU:HD22	1.77	0.67
2:D:172:PRO:HG2	2:D:178:GLU:HG3	1.76	0.67
3:E:165:LEU:HD13	3:J:151:VAL:HA	1.77	0.67
3:E:408:LEU:HB2	3:E:441:HIS:HD2	1.60	0.67
2:H:85:GLU:O	2:I:43:ARG:NH2	2.28	0.67
1:A:64:PRO:HA	1:A:206:ASN:ND2	2.09	0.66
1:B:91:GLY:HA3	1:B:99:HIS:CG	2.30	0.66
1:B:814:GLU:OE1	1:B:814:GLU:N	2.28	0.66
1:B:983:GLY:H	1:B:988:GLU:H	1.43	0.66

Continued on next page...

Continued from previous page...

Atom-1	Atom-2	Interatomic distance (Å)	Clash overlap (Å)
2:D:78:GLU:N	2:D:78:GLU:OE1	2.28	0.66
1:A:200:ASN:O	1:A:203:THR:HG22	1.96	0.66
1:A:812:LEU:HG	1:A:825:TYR:CE1	2.30	0.66
1:B:262:LEU:HB2	1:B:829:LEU:HD23	1.78	0.66
1:B:270:GLU:HA	1:B:273:GLN:NE2	2.07	0.66
1:G:143:TRP:O	1:G:144:LEU:HD23	1.95	0.66
1:G:238:VAL:CG2	1:G:856:VAL:HG22	2.25	0.66
2:C:106:LEU:HB2	2:C:110:PRO:CD	2.25	0.66
1:G:866:GLU:O	1:G:870:ILE:HG13	1.96	0.66
1:G:948:LEU:HD12	1:G:949:GLY:N	2.09	0.66
1:G:1026:ARG:H	1:G:1026:ARG:HD3	1.59	0.66
2:C:96:ILE:HD12	3:E:319:THR:HB	1.78	0.66
1:G:105:LYS:HE3	1:G:130:ASP:HA	1.78	0.66
1:G:189:ALA:HA	1:G:192:ARG:HH12	1.59	0.66
1:G:250:GLN:HA	1:G:253:GLU:HG2	1.76	0.66
1:G:794:ASN:O	1:G:798:THR:HG23	1.95	0.66
1:B:275:GLN:NE2	1:B:786:VAL:O	2.29	0.66
3:E:92:ARG:HH11	3:E:92:ARG:HG3	1.60	0.66
3:E:217:ILE:HG23	3:E:227:ILE:HD11	1.77	0.66
1:F:17:ARG:NH2	1:F:31:GLN:OE1	2.29	0.66
1:B:1032:ALA:HA	1:B:1035:ILE:CD1	2.24	0.66
1:B:1088:HIS:CE1	1:B:1091:ARG:HB2	2.30	0.66
3:E:224:ARG:O	3:E:228:VAL:HG22	1.94	0.66
2:H:106:LEU:HB2	2:H:110:PRO:CD	2.26	0.66
3:J:226:ASP:OD1	3:J:230:ARG:NH2	2.28	0.66
1:G:860:LEU:HD21	1:G:907:LEU:HD11	1.76	0.66
1:B:816:GLY:N	1:B:821:ASP:OD2	2.29	0.66
2:C:230:ILE:O	2:C:233:GLN:HG3	1.96	0.66
3:J:156:ARG:O	3:J:160:GLU:HG2	1.96	0.66
1:A:279:LEU:HB2	1:A:786:VAL:CG1	2.25	0.66
3:E:198:ASP:HB2	3:J:124:SER:HB3	1.77	0.66
3:E:257:SER:HA	3:E:261:LYS:NZ	2.11	0.66
1:G:123:LEU:HD21	1:G:191:LEU:HD11	1.78	0.66
2:I:121:ARG:O	3:J:371:ARG:HD2	1.96	0.66
1:B:234:ARG:HH21	1:B:859:LEU:HA	1.61	0.66
3:E:176:LEU:HD23	3:J:142:ARG:HH21	1.60	0.66
1:G:269:TRP:CD2	1:G:822:ILE:HG21	2.31	0.66
3:J:196:ARG:HG2	3:J:199:PHE:HD2	1.59	0.66
3:J:431:ALA:O	3:J:435:GLU:HG3	1.96	0.66
1:A:832:LEU:HD23	1:A:836:ALA:HB3	1.77	0.65
3:J:408:LEU:HB2	3:J:441:HIS:HD2	1.60	0.65

Continued on next page...

Continued from previous page...

Atom-1	Atom-2	Interatomic distance (Å)	Clash overlap (Å)
1:B:889:ASP:O	1:B:890:ARG:HD2	1.96	0.65
3:E:448:VAL:O	3:E:452:MET:HG2	1.95	0.65
1:G:113:THR:HG22	1:G:122:ARG:HG3	1.78	0.65
1:G:142:LEU:HD21	1:G:180:THR:CG2	2.26	0.65
1:G:793:LEU:O	1:G:797:LEU:HD23	1.96	0.65
1:G:1020:LEU:CD1	1:G:1023:ALA:HA	2.26	0.65
1:B:231:ALA:CB	1:B:863:ILE:HD11	2.26	0.65
3:E:134:ARG:HH11	3:J:138:ASN:HD22	1.44	0.65
1:G:209:ALA:HA	1:G:1020:LEU:HA	1.76	0.65
1:G:269:TRP:O	1:G:273:GLN:HG3	1.96	0.65
1:G:982:GLN:HG3	1:G:986:GLY:H	1.62	0.65
2:H:119:LEU:HD23	3:J:363:VAL:CG2	2.26	0.65
2:I:68:ASN:O	2:I:72:ILE:HG12	1.95	0.65
1:B:121:VAL:HG21	1:B:194:PHE:CE1	2.32	0.65
1:B:255:ALA:HB2	1:B:840:LYS:NZ	2.11	0.65
1:B:909:LYS:HA	1:B:912:ARG:HH12	1.59	0.65
1:B:1087:ARG:CG	3:E:477:ARG:HD2	2.15	0.65
3:J:122:MET:HB3	3:J:125:THR:CG2	2.27	0.65
2:I:92:GLY:HA3	2:I:101:TYR:CE1	2.31	0.65
3:J:139:LEU:O	3:J:143:LEU:HB2	1.96	0.65
2:C:115:TRP:HB2	2:C:124:ARG:NH1	2.12	0.65
3:E:314:ARG:HA	3:E:317:MET:CE	2.26	0.65
1:G:211:LEU:CD2	1:G:224:LEU:HD21	2.22	0.65
1:G:814:GLU:OE1	1:G:814:GLU:N	2.28	0.65
3:J:295:LEU:O	3:J:299:SER:OG	2.10	0.65
1:A:782:GLU:HG2	1:A:783:ILE:H	1.61	0.65
1:B:18:ILE:HD11	1:B:56:LEU:HD22	1.79	0.65
3:E:236:ASP:OD2	3:E:306:ARG:NH1	2.30	0.65
2:I:51:ALA:CA	2:I:69:LEU:HD12	2.26	0.65
3:J:127:SER:OG	3:J:187:ASP:OD1	2.13	0.65
3:J:446:PHE:CE1	3:J:482:LEU:HD21	2.32	0.65
1:A:795:ILE:HD11	1:B:794:ASN:OD1	1.97	0.65
1:A:834:GLU:O	1:A:838:PRO:HG2	1.97	0.65
1:B:141:ARG:HH12	1:B:184:LYS:H	1.44	0.65
1:B:875:ASN:O	1:B:879:GLU:HG2	1.97	0.65
1:B:903:SER:O	1:B:906:THR:HG22	1.96	0.65
1:G:891:TYR:CZ	1:G:967:MET:HB2	2.32	0.65
1:G:891:TYR:HD2	1:G:969:ARG:HD3	1.60	0.65
1:A:142:LEU:HD22	1:A:168:LEU:HD13	1.79	0.65
1:A:217:ILE:O	1:A:220:ILE:HG12	1.97	0.65
1:A:274:LYS:HE2	1:A:277:ARG:HE	1.62	0.65

Continued on next page...

Continued from previous page...

Atom-1	Atom-2	Interatomic distance (Å)	Clash overlap (Å)
1:B:878:ASN:ND2	1:B:893:ARG:HB2	2.12	0.65
2:C:74:LEU:O	2:C:77:PRO:HD3	1.97	0.65
3:E:157:ARG:CB	3:J:161:LEU:HD11	2.24	0.65
3:E:160:GLU:HA	3:E:163:ARG:NE	2.12	0.65
1:G:1087:ARG:CG	3:J:477:ARG:HH22	2.09	0.65
1:B:801:MET:CE	1:B:817:ALA:HA	2.27	0.64
2:C:107:ASP:OD2	2:D:43:ARG:HD3	1.97	0.64
1:F:84:VAL:HG13	1:F:108:THR:HG22	1.79	0.64
1:G:938:LEU:HD22	1:G:954:LEU:HD11	1.78	0.64
1:G:1038:ALA:HA	1:G:1041:GLU:OE1	1.96	0.64
1:B:1020:LEU:CD1	1:B:1023:ALA:HA	2.28	0.64
1:G:111:ALA:CB	1:G:153:LEU:HD12	2.27	0.64
1:B:982:GLN:HG3	1:B:986:GLY:H	1.61	0.64
2:D:63:GLU:HB2	2:D:70:TYR:HD2	1.60	0.64
2:D:74:LEU:O	2:D:77:PRO:HD3	1.97	0.64
3:E:273:HIS:CD2	3:J:143:LEU:HD21	2.33	0.64
1:F:121:VAL:HG21	1:F:194:PHE:CZ	2.32	0.64
1:F:859:LEU:HD23	1:F:938:LEU:HD21	1.79	0.64
3:J:150:ARG:O	3:J:154:LEU:HB2	1.98	0.64
3:J:421:LEU:HD21	3:J:487:LEU:CD2	2.20	0.64
3:J:462:ASP:OD1	3:J:483:PRO:HB3	1.98	0.64
3:J:469:GLU:HB3	3:J:477:ARG:HD2	1.78	0.64
1:F:273:GLN:O	1:F:276:GLU:HG3	1.96	0.64
3:J:470:LEU:HD13	3:J:471:SER:N	2.13	0.64
1:A:142:LEU:CD2	1:A:168:LEU:HD13	2.28	0.64
1:B:13:PHE:CE1	1:B:116:ARG:HD3	2.32	0.64
1:B:803:GLU:O	1:B:806:ARG:HB3	1.98	0.64
3:E:165:LEU:CD1	3:J:151:VAL:HG13	2.18	0.64
3:E:201:ARG:HG2	3:E:243:GLU:OE1	1.97	0.64
1:G:234:ARG:HH21	1:G:859:LEU:HA	1.63	0.64
1:B:56:LEU:HD12	1:B:60:LEU:HD23	1.80	0.64
1:B:269:TRP:CE3	1:B:822:ILE:HG21	2.33	0.64
1:B:1001:LEU:HD23	1:B:1018:ILE:HD12	1.79	0.64
2:C:194:LEU:HD21	2:C:213:LEU:CD2	2.27	0.64
2:D:42:THR:HG23	2:D:42:THR:O	1.96	0.64
1:F:877:LEU:O	1:F:877:LEU:HD12	1.97	0.64
1:G:39:THR:HG22	1:G:1047:VAL:HG12	1.79	0.64
2:H:107:ASP:OD2	2:I:43:ARG:HD3	1.97	0.64
3:J:98:ASP:OD1	3:J:98:ASP:O	2.14	0.64
3:J:375:LYS:HD3	3:J:376:GLU:H	1.63	0.64
1:A:52:LEU:HD21	1:A:1077:MET:HE1	1.79	0.64

Continued on next page...

Continued from previous page...

Atom-1	Atom-2	Interatomic distance (Å)	Clash overlap (Å)
1:A:887:GLN:HB2	1:A:890:ARG:HB2	1.80	0.64
1:B:223:GLU:OE1	1:B:223:GLU:N	2.31	0.64
1:B:893:ARG:HD3	1:B:967:MET:SD	2.38	0.64
2:D:230:ILE:O	2:D:234:THR:HG22	1.97	0.64
3:E:18:GLN:HE22	1:F:849:ASN:HB2	1.62	0.64
1:G:223:GLU:OE1	1:G:223:GLU:N	2.30	0.64
1:G:803:GLU:O	1:G:806:ARG:HB3	1.98	0.64
1:G:1001:LEU:HD23	1:G:1018:ILE:HD12	1.78	0.64
3:J:413:LEU:HD11	3:J:449:TRP:HE1	1.62	0.64
1:A:61:CYS:SG	1:A:206:ASN:HB2	2.38	0.64
1:A:905:ARG:O	1:A:909:LYS:HG3	1.97	0.64
1:B:220:ILE:HD11	1:B:993:ALA:HB1	1.80	0.64
2:D:222:LEU:HD22	3:E:375:LYS:O	1.98	0.64
1:G:107:VAL:HG21	1:G:160:TYR:CE1	2.30	0.64
1:B:159:VAL:CG1	1:B:167:LEU:HG	2.27	0.64
2:C:158:ILE:HD11	2:C:204:ILE:CG2	2.27	0.64
1:G:181:TYR:HD2	1:G:187:TYR:HB2	1.63	0.64
3:J:243:GLU:O	3:J:243:GLU:HG2	1.98	0.64
1:A:1070:ARG:HH12	1:A:1073:GLN:HA	1.63	0.64
3:E:133:GLN:HA	3:J:263:MET:HE2	1.80	0.64
1:F:815:ALA:CB	1:F:824:VAL:HG21	2.28	0.64
1:G:71:THR:HG22	1:G:74:HIS:H	1.63	0.64
1:A:282:TRP:HZ3	1:A:782:GLU:HB2	1.62	0.63
2:C:55:LEU:CA	2:C:61:LEU:HD11	2.27	0.63
2:C:63:GLU:HB2	2:C:70:TYR:CE1	2.33	0.63
2:C:83:ILE:HG22	2:C:84:LEU:HD12	1.81	0.63
1:F:228:ASP:HA	1:F:957:ARG:HE	1.63	0.63
3:J:133:GLN:O	3:J:136:ILE:HG22	1.98	0.63
3:J:206:TRP:CZ3	3:J:306:ARG:HB2	2.33	0.63
1:A:66:TYR:O	1:A:76:SER:OG	2.15	0.63
1:A:877:LEU:HD12	1:A:877:LEU:O	1.98	0.63
1:G:789:GLU:HB2	1:G:792:ARG:NH2	2.13	0.63
3:J:111:ILE:O	3:J:115:GLU:HG3	1.98	0.63
1:B:203:THR:O	1:B:207:ARG:HG2	1.99	0.63
1:B:830:GLN:NE2	1:B:834:GLU:OE2	2.26	0.63
3:E:131:THR:O	3:E:135:GLU:HG2	1.97	0.63
1:F:1005:LEU:HD22	1:F:1015:PHE:HB3	1.80	0.63
1:G:899:VAL:HA	1:G:961:GLU:OE1	1.99	0.63
2:H:219:LEU:HD11	3:J:332:LEU:HD21	1.80	0.63
1:A:806:ARG:HG3	1:B:806:ARG:HH21	1.64	0.63
1:B:105:LYS:HE3	1:B:130:ASP:HA	1.79	0.63

Continued on next page...

Continued from previous page...

Atom-1	Atom-2	Interatomic distance (Å)	Clash overlap (Å)
1:G:235:ALA:O	1:G:238:VAL:HG12	1.97	0.63
1:G:239:ALA:HB1	1:G:939:ARG:HD3	1.81	0.63
1:G:246:THR:HG23	1:G:928:TYR:OH	1.98	0.63
1:G:1059:ARG:HG3	3:J:443:LEU:HD22	1.81	0.63
2:I:42:THR:HG23	2:I:42:THR:O	1.97	0.63
2:I:165:LEU:CD1	2:I:182:LEU:HD23	2.28	0.63
1:B:59:LEU:HG	1:B:110:ILE:HD12	1.80	0.63
1:B:247:GLU:HA	1:B:250:GLN:OE1	1.98	0.63
2:C:138:GLN:O	2:C:141:VAL:HG12	1.98	0.63
2:D:66:LYS:HE3	2:D:66:LYS:CA	2.23	0.63
1:G:1050:THR:HG22	1:G:1053:LYS:H	1.63	0.63
2:I:159:ASP:HA	2:I:162:LEU:HD12	1.78	0.63
1:A:65:ARG:H	1:A:206:ASN:HD21	1.47	0.63
3:E:58:SER:HB3	3:E:78:PHE:HA	1.81	0.63
1:A:849:ASN:HB2	3:J:18:GLN:HE22	1.63	0.63
1:A:890:ARG:HD3	1:A:975:ILE:HD11	1.80	0.63
1:B:123:LEU:HD21	1:B:191:LEU:HD21	1.80	0.63
2:H:75:SER:HB2	2:H:76:HIS:CE1	2.34	0.63
3:J:95:VAL:CG2	3:J:102:PHE:HB2	2.28	0.63
3:J:318:LYS:O	3:J:319:THR:OG1	2.09	0.63
1:A:1083:GLU:O	1:A:1086:GLU:HG2	1.99	0.63
1:B:71:THR:HG22	1:B:74:HIS:H	1.64	0.63
3:E:233:ASN:OD1	3:E:234:ASP:N	2.32	0.63
1:F:806:ARG:HG3	1:G:806:ARG:HH11	1.64	0.63
1:G:20:LEU:HD12	1:G:26:PHE:HD1	1.63	0.63
2:H:230:ILE:O	2:H:233:GLN:HG3	1.99	0.63
2:I:226:LEU:HD21	3:J:385:LEU:HD21	1.80	0.63
3:E:151:VAL:HA	3:J:165:LEU:CD1	2.28	0.63
1:F:279:LEU:HB2	1:F:786:VAL:CG1	2.24	0.63
1:G:195:PHE:CA	1:G:1014:LEU:HD23	2.26	0.63
1:B:891:TYR:CZ	1:B:967:MET:HB2	2.34	0.62
3:E:262:ALA:O	3:E:266:ARG:HG3	1.99	0.62
2:C:225:TRP:O	2:C:228:GLU:HG2	1.99	0.62
1:F:153:LEU:O	1:F:153:LEU:HD12	1.99	0.62
1:F:899:VAL:HG12	1:F:901:HIS:H	1.63	0.62
1:G:881:MET:HG3	1:G:995:TYR:HE1	1.64	0.62
3:J:259:GLU:O	3:J:262:ALA:HB3	1.99	0.62
3:E:131:THR:OG1	3:E:134:ARG:NH2	2.31	0.62
3:E:136:ILE:HD11	3:J:267:LEU:HD22	1.80	0.62
1:B:107:VAL:CG1	1:B:128:TRP:HB3	2.16	0.62
1:B:189:ALA:HA	1:B:192:ARG:NH1	2.14	0.62

Continued on next page...

Continued from previous page...

Atom-1	Atom-2	Interatomic distance (Å)	Clash overlap (Å)
1:G:13:PHE:CE1	1:G:116:ARG:HD3	2.35	0.62
1:G:121:VAL:HG21	1:G:194:PHE:CE1	2.34	0.62
1:G:189:ALA:HA	1:G:192:ARG:NH1	2.14	0.62
1:G:203:THR:O	1:G:207:ARG:HG2	1.99	0.62
1:G:889:ASP:O	1:G:890:ARG:HD2	1.99	0.62
1:G:1031:VAL:O	1:G:1035:ILE:HD12	1.98	0.62
1:A:228:ASP:HA	1:A:957:ARG:HE	1.63	0.62
1:B:247:GLU:O	1:B:250:GLN:HG2	1.99	0.62
2:D:198:PRO:HD2	2:D:198:PRO:O	1.98	0.62
3:E:151:VAL:CG1	3:J:165:LEU:HD11	2.19	0.62
3:E:461:ILE:CG1	3:E:484:THR:HB	2.30	0.62
1:G:27:HIS:HD2	1:G:1074:ASN:HB3	1.63	0.62
2:I:169:LEU:O	3:J:388:SER:OG	2.18	0.62
1:B:931:LEU:O	1:B:935:VAL:HG23	2.00	0.62
3:E:263:MET:CE	3:J:133:GLN:HA	2.30	0.62
3:E:461:ILE:CD1	3:E:464:GLN:HB2	2.29	0.62
1:F:990:GLU:OE1	1:F:1026:ARG:HB2	1.99	0.62
1:G:219:GLU:HB3	1:G:223:GLU:OE2	1.98	0.62
2:H:55:LEU:HB2	2:H:61:LEU:CD1	2.30	0.62
2:H:137:ARG:HG3	3:J:332:LEU:HD11	1.82	0.62
3:J:375:LYS:HD3	3:J:376:GLU:N	2.14	0.62
1:A:966:VAL:CG1	1:A:976:GLU:HB3	2.30	0.62
2:I:63:GLU:HB2	2:I:70:TYR:CD1	2.34	0.62
3:J:236:ASP:OD2	3:J:306:ARG:NH1	2.32	0.62
3:J:241:THR:HA	3:J:245:ARG:CG	2.26	0.62
3:J:267:LEU:O	3:J:271:LEU:HD12	2.00	0.62
1:B:891:TYR:HD2	1:B:969:ARG:HD3	1.64	0.62
1:B:899:VAL:HG13	1:B:904:LEU:CD1	2.29	0.62
3:E:8:ARG:NH2	3:J:39:THR:OG1	2.27	0.62
3:E:179:HIS:CE1	3:E:180:GLN:HG3	2.35	0.62
1:F:217:ILE:O	1:F:220:ILE:HG12	1.99	0.62
1:G:87:VAL:HG22	1:G:100:ILE:CG2	2.28	0.62
1:G:105:LYS:HE2	1:G:130:ASP:HA	1.82	0.62
2:H:83:ILE:O	2:H:86:PRO:HD2	2.00	0.62
3:J:83:ARG:O	3:J:87:GLU:HG2	2.00	0.62
1:A:834:GLU:OE1	3:J:241:THR:HB	2.00	0.62
1:B:53:VAL:O	1:B:57:MET:HG2	2.00	0.62
1:B:951:LYS:O	1:B:955:ASP:N	2.29	0.62
2:C:124:ARG:HB2	3:E:353:GLU:HG2	1.81	0.62
3:E:143:LEU:HD21	3:J:273:HIS:CD2	2.33	0.62
3:E:482:LEU:H	3:E:482:LEU:HD22	1.64	0.62

Continued on next page...

Continued from previous page...

Atom-1	Atom-2	Interatomic distance (Å)	Clash overlap (Å)
1:F:1056:ARG:HA	1:F:1059:ARG:HB2	1.81	0.62
1:A:1024:PHE:CE1	1:A:1035:ILE:HG21	2.35	0.62
2:C:85:GLU:O	2:D:43:ARG:NH2	2.33	0.62
3:E:98:ASP:O	3:E:98:ASP:OD2	2.17	0.62
3:E:196:ARG:NH2	3:E:200:ARG:HD3	2.10	0.62
3:E:290:TRP:O	3:E:294:ARG:HG2	2.00	0.62
1:B:20:LEU:HD13	1:B:23:TRP:HB3	1.82	0.61
1:B:107:VAL:HG11	1:B:160:TYR:CE1	2.34	0.61
1:B:937:GLN:HA	1:B:940:ASP:OD2	1.99	0.61
3:E:198:ASP:HB3	3:E:243:GLU:OE2	2.00	0.61
3:E:469:GLU:OE1	3:E:477:ARG:HD3	2.01	0.61
1:G:878:ASN:HD21	1:G:893:ARG:HB2	1.64	0.61
3:J:314:ARG:HA	3:J:317:MET:CE	2.28	0.61
1:B:905:ARG:O	1:B:908:GLU:HG2	2.01	0.61
3:J:419:GLN:HG2	3:J:423:LYS:HE2	1.82	0.61
1:B:953:LEU:HD23	1:B:954:LEU:CD1	2.29	0.61
2:D:159:ASP:HA	2:D:162:LEU:HD12	1.82	0.61
1:G:1087:ARG:HG3	3:J:477:ARG:NH2	2.14	0.61
3:J:233:ASN:OD1	3:J:234:ASP:N	2.33	0.61
1:B:4:VAL:O	1:B:7:LEU:HG	2.00	0.61
3:E:260:LEU:HD12	3:E:292:VAL:HG13	1.82	0.61
1:F:974:VAL:HG21	1:F:977:SER:HB2	1.83	0.61
1:G:148:ASN:HB3	1:G:151:GLN:HG2	1.81	0.61
1:G:1084:GLU:HB2	3:J:478:TRP:CE3	2.36	0.61
1:A:57:MET:SD	1:A:206:ASN:HA	2.41	0.61
1:G:859:LEU:O	1:G:863:ILE:HG12	2.01	0.61
3:J:87:GLU:O	3:J:91:ARG:HB2	2.00	0.61
1:B:54:ASP:OD2	1:B:66:TYR:HB3	2.01	0.61
3:E:266:ARG:HB3	3:J:140:GLU:CD	2.20	0.61
1:F:850:ARG:O	1:F:854:ASP:HB2	2.00	0.61
1:A:782:GLU:HG2	1:A:783:ILE:N	2.15	0.61
2:D:83:ILE:O	2:D:86:PRO:HD2	2.01	0.61
3:E:173:ILE:HD12	3:J:145:PRO:O	2.01	0.61
1:F:162:GLU:HG2	1:F:167:LEU:CD2	2.30	0.61
1:F:976:GLU:OE2	1:G:90:PRO:HD2	2.01	0.61
1:G:143:TRP:C	1:G:144:LEU:HD23	2.20	0.61
1:G:789:GLU:HA	1:G:792:ARG:HG2	1.81	0.61
2:I:230:ILE:O	2:I:234:THR:HG22	2.00	0.61
1:A:14:ILE:HD12	1:A:16:THR:HG22	1.83	0.61
1:A:801:MET:HE2	1:A:822:ILE:HD11	1.81	0.61
1:A:976:GLU:OE2	1:B:90:PRO:HD2	2.00	0.61

Continued on next page...

Continued from previous page...

Atom-1	Atom-2	Interatomic distance (Å)	Clash overlap (Å)
1:B:51:THR:HG23	1:B:83:TYR:CE1	2.35	0.61
1:B:252:LEU:HD12	1:B:252:LEU:O	2.01	0.61
1:B:812:LEU:HD23	1:B:824:VAL:CG1	2.29	0.61
2:C:119:LEU:HD23	3:E:363:VAL:CG2	2.31	0.61
2:D:227:ARG:O	2:D:230:ILE:HG12	2.00	0.61
3:J:236:ASP:HB3	3:J:239:LEU:HG	1.82	0.61
1:A:983:GLY:N	1:B:77:ASP:OD2	2.32	0.61
1:B:242:PHE:HE2	1:B:932:GLN:HA	1.66	0.61
1:B:1050:THR:HG22	1:B:1053:LYS:H	1.65	0.61
2:C:75:SER:HB2	2:C:76:HIS:CE1	2.35	0.61
2:D:65:SER:OG	2:D:66:LYS:HD2	2.01	0.61
3:E:95:VAL:CG2	3:E:102:PHE:HB2	2.31	0.61
3:E:137:GLU:OE2	3:J:266:ARG:NH1	2.34	0.61
1:G:192:ARG:HD2	1:G:198:GLY:HA2	1.83	0.61
1:G:217:ILE:O	1:G:220:ILE:HB	2.01	0.61
1:A:1036:ILE:HG21	1:A:1061:HIS:CB	2.31	0.61
1:B:105:LYS:HE2	1:B:130:ASP:HA	1.83	0.61
1:B:273:GLN:O	1:B:277:ARG:HG3	2.00	0.61
2:D:47:LYS:HA	2:D:47:LYS:HE2	1.83	0.61
2:D:103:LYS:HB2	3:E:370:GLU:OE2	2.01	0.61
1:F:82:SER:HB2	1:F:87:VAL:HG22	1.83	0.61
1:F:832:LEU:HA	1:F:836:ALA:HB3	1.82	0.61
2:H:128:GLU:HG3	2:H:185:LEU:HD21	1.83	0.61
2:I:124:ARG:HA	3:J:373:ARG:O	2.01	0.61
1:B:890:ARG:HH21	1:B:975:ILE:HG12	1.66	0.60
3:E:472:ASP:OD2	3:E:478:TRP:NE1	2.33	0.60
2:H:223:LEU:HD21	3:J:334:GLU:HB3	1.83	0.60
3:J:165:LEU:HD12	3:J:165:LEU:O	2.00	0.60
3:J:242:PRO:HB2	3:J:243:GLU:OE1	2.01	0.60
2:C:223:LEU:HD21	3:E:334:GLU:HB3	1.81	0.60
3:E:158:ILE:HG23	3:J:158:ILE:HG12	1.83	0.60
3:E:414:ILE:O	3:E:418:LEU:HG	2.02	0.60
3:E:449:TRP:O	3:E:452:MET:HB2	2.01	0.60
1:A:991:ILE:HD12	1:A:1035:ILE:HD11	1.81	0.60
1:B:249:HIS:O	1:B:253:GLU:HG2	2.01	0.60
1:B:899:VAL:HA	1:B:961:GLU:OE1	2.00	0.60
2:D:165:LEU:HD12	2:D:182:LEU:HD23	1.84	0.60
3:E:192:ALA:HB1	3:E:291:LEU:CD1	2.31	0.60
1:G:130:ASP:OD2	1:G:140:LYS:HE3	2.01	0.60
2:I:131:LEU:O	2:I:135:ILE:HG13	2.00	0.60
1:A:1005:LEU:HD22	1:A:1015:PHE:HB3	1.83	0.60

Continued on next page...

Continued from previous page...

Atom-1	Atom-2	Interatomic distance (Å)	Clash overlap (Å)
3:E:266:ARG:HB3	3:J:140:GLU:OE1	2.01	0.60
1:F:64:PRO:HA	1:F:206:ASN:ND2	2.16	0.60
2:H:117:HIS:CE1	2:H:119:LEU:HB2	2.37	0.60
1:A:269:TRP:CD2	1:A:822:ILE:HG21	2.36	0.60
1:A:282:TRP:CZ3	1:A:782:GLU:HB2	2.36	0.60
1:B:940:ASP:HA	1:B:943:GLU:OE1	2.01	0.60
1:B:975:ILE:HG22	1:B:976:GLU:CD	2.22	0.60
3:E:375:LYS:HD3	3:E:376:GLU:N	2.16	0.60
1:G:1085:LEU:CD1	3:J:477:ARG:HH21	2.13	0.60
1:B:881:MET:HE3	1:B:892:LEU:O	2.00	0.60
1:B:906:THR:O	1:B:909:LYS:HG2	2.01	0.60
1:F:14:ILE:HD12	1:F:16:THR:HG22	1.83	0.60
1:B:915:ASN:HA	1:B:918:ARG:CD	2.32	0.60
2:C:83:ILE:O	2:C:86:PRO:HD2	2.02	0.60
3:E:24:LEU:HD22	3:E:93:LEU:HD11	1.83	0.60
3:E:161:LEU:HD11	3:J:157:ARG:CB	2.30	0.60
3:E:265:GLU:O	3:E:268:ARG:HG2	2.02	0.60
1:G:1020:LEU:HD12	1:G:1023:ALA:HA	1.84	0.60
1:A:968:ASP:OD2	1:A:975:ILE:HG21	2.01	0.60
1:B:869:VAL:HA	1:B:872:GLU:HG2	1.84	0.60
2:C:164:GLN:HE21	1:F:919:PHE:CB	2.15	0.60
1:F:1056:ARG:NH2	3:J:406:ASN:HA	2.15	0.60
1:B:225:VAL:HG12	1:B:226:LEU:N	2.17	0.60
1:F:893:ARG:HG2	1:F:894:LEU:N	2.17	0.60
1:G:975:ILE:HG22	1:G:976:GLU:CD	2.22	0.60
3:J:179:HIS:CE1	3:J:180:GLN:HG3	2.37	0.60
1:B:915:ASN:HA	1:B:918:ARG:NE	2.17	0.60
1:G:40:ALA:HB1	1:G:1058:LEU:HD13	1.83	0.60
1:A:227:ASP:OD1	1:A:227:ASP:N	2.34	0.59
1:A:272:TYR:CA	1:A:793:LEU:HD23	2.31	0.59
1:F:221:PHE:CZ	1:F:894:LEU:HD21	2.36	0.59
1:G:1001:LEU:CD2	1:G:1018:ILE:HD12	2.32	0.59
1:B:191:LEU:HD13	1:B:195:PHE:HD1	1.67	0.59
2:D:124:ARG:HA	3:E:373:ARG:O	2.01	0.59
2:D:226:LEU:HD22	3:E:385:LEU:HD21	1.82	0.59
1:F:818:ASP:OD1	1:F:819:LEU:N	2.35	0.59
1:G:30:HIS:HB3	1:G:1077:MET:HE2	1.84	0.59
1:A:1024:PHE:CE2	1:A:1036:ILE:HD11	2.37	0.59
1:B:871:GLU:O	1:B:875:ASN:OD1	2.19	0.59
3:E:165:LEU:HD23	3:J:155:ARG:NE	2.16	0.59
3:E:243:GLU:OE1	3:J:122:MET:HE1	2.02	0.59

Continued on next page...

Continued from previous page...

Atom-1	Atom-2	Interatomic distance (Å)	Clash overlap (Å)
2:I:143:TRP:HE1	2:I:151:ALA:HB1	1.68	0.59
1:A:796:GLU:O	1:A:800:ARG:HG2	2.02	0.59
1:B:218:ASP:O	1:B:222:ARG:HG3	2.02	0.59
1:B:235:ALA:O	1:B:238:VAL:HG12	2.01	0.59
1:B:242:PHE:O	1:B:242:PHE:HD1	1.85	0.59
1:F:887:GLN:HB2	1:F:890:ARG:HB2	1.84	0.59
1:F:1024:PHE:CE2	1:F:1036:ILE:HD11	2.37	0.59
1:G:22:ASN:HB2	1:G:108:THR:HA	1.84	0.59
1:G:54:ASP:OD2	1:G:66:TYR:HB3	2.02	0.59
1:G:148:ASN:HB3	1:G:151:GLN:HE21	1.67	0.59
1:G:275:GLN:HE22	1:G:786:VAL:HB	1.67	0.59
1:B:130:ASP:OD2	1:B:140:LYS:HE3	2.02	0.59
1:B:253:GLU:CA	1:B:256:ARG:HE	2.05	0.59
2:C:215:ASP:HB2	2:C:216:PRO:HD2	1.85	0.59
3:E:165:LEU:CD2	3:J:155:ARG:HG2	2.33	0.59
3:E:182:VAL:HG13	3:E:279:ALA:CB	2.33	0.59
1:F:200:ASN:O	1:F:203:THR:HG22	2.02	0.59
1:F:221:PHE:HZ	1:F:894:LEU:HD21	1.67	0.59
1:G:271:LYS:HD2	1:G:271:LYS:O	2.02	0.59
2:C:143:TRP:CD2	2:C:154:ALA:HB2	2.36	0.59
3:E:57:LEU:O	3:E:61:LEU:HD23	2.01	0.59
1:G:895:ASP:OD2	1:G:963:ALA:HB3	2.02	0.59
2:H:69:LEU:O	2:H:73:VAL:HG23	2.02	0.59
2:H:124:ARG:HB3	3:J:353:GLU:OE1	2.02	0.59
2:H:158:ILE:HD11	2:H:204:ILE:HG21	1.84	0.59
3:J:122:MET:HB3	3:J:125:THR:HG23	1.84	0.59
1:A:818:ASP:OD1	1:A:819:LEU:N	2.35	0.59
1:B:1084:GLU:HB2	3:E:478:TRP:CE3	2.37	0.59
1:F:264:PRO:HB2	1:F:800:ARG:HD2	1.85	0.59
1:F:832:LEU:HD23	1:F:836:ALA:CB	2.33	0.59
1:F:968:ASP:OD2	1:F:975:ILE:HG21	2.03	0.59
3:J:62:ILE:O	3:J:65:VAL:HG22	2.02	0.59
3:J:108:GLU:CG	3:J:200:ARG:HG3	2.32	0.59
3:J:488:GLU:O	3:J:492:LEU:HG	2.03	0.59
1:B:40:ALA:CB	1:B:1058:LEU:HD13	2.33	0.59
1:B:51:THR:HG23	1:B:83:TYR:HE1	1.67	0.59
2:D:61:LEU:HD21	2:D:69:LEU:CB	2.32	0.59
2:D:124:ARG:NH2	3:E:373:ARG:HD3	2.18	0.59
2:D:172:PRO:CG	2:D:178:GLU:HG3	2.32	0.59
2:D:182:LEU:O	2:D:186:LEU:HG	2.03	0.59
3:E:236:ASP:HB3	3:E:239:LEU:HG	1.84	0.59

Continued on next page...

Continued from previous page...

Atom-1	Atom-2	Interatomic distance (Å)	Clash overlap (Å)
1:A:130:ASP:OD1	1:A:130:ASP:N	2.32	0.59
1:B:40:ALA:HB1	1:B:1058:LEU:HD13	1.85	0.59
1:F:37:ASP:HB2	1:F:1063:ARG:HG3	1.85	0.59
1:F:782:GLU:HG2	1:F:783:ILE:N	2.18	0.59
1:G:821:ASP:OD1	1:G:824:VAL:HB	2.03	0.59
1:A:96:GLY:H	1:A:99:HIS:CD2	2.21	0.59
3:E:267:LEU:HD22	3:J:136:ILE:CD1	2.33	0.59
1:F:41:VAL:HB	1:F:1049:ILE:HD13	1.85	0.59
1:F:96:GLY:H	1:F:99:HIS:CD2	2.21	0.59
1:F:227:ASP:N	1:F:227:ASP:OD1	2.33	0.59
1:G:120:GLN:HE22	1:G:122:ARG:CB	2.16	0.59
1:G:890:ARG:HH21	1:G:975:ILE:HG12	1.66	0.59
2:I:223:LEU:CD2	2:I:227:ARG:HH22	2.15	0.59
1:A:907:LEU:HD22	1:A:953:LEU:CD1	2.33	0.58
1:B:42:ILE:HD12	1:B:1055:MET:CE	2.32	0.58
1:B:1020:LEU:HD12	1:B:1023:ALA:HA	1.85	0.58
2:D:107:ASP:O	2:D:109:THR:HG22	2.03	0.58
3:E:126:ALA:HB2	3:J:249:SER:OG	2.02	0.58
3:E:206:TRP:CZ3	3:E:306:ARG:HB2	2.38	0.58
1:F:990:GLU:OE2	1:F:1024:PHE:HA	2.03	0.58
1:F:1036:ILE:HG21	1:F:1061:HIS:CB	2.33	0.58
1:G:259:GLN:O	1:G:263:GLN:HG3	2.03	0.58
2:H:84:LEU:HB3	2:H:89:LEU:O	2.03	0.58
3:J:24:LEU:HD22	3:J:93:LEU:HD11	1.84	0.58
1:A:899:VAL:HG12	1:A:901:HIS:H	1.68	0.58
1:A:966:VAL:O	1:A:975:ILE:HG12	2.02	0.58
1:A:967:MET:HA	1:A:975:ILE:HG23	1.83	0.58
1:B:110:ILE:O	1:B:110:ILE:HG13	2.01	0.58
1:B:1017:THR:HA	1:B:1045:HIS:O	2.03	0.58
3:J:263:MET:O	3:J:267:LEU:HD23	2.03	0.58
1:A:61:CYS:O	1:A:184:LYS:NZ	2.30	0.58
1:B:255:ALA:HB2	1:B:840:LYS:HZ2	1.67	0.58
1:B:805:LYS:HA	1:B:808:ASP:OD2	2.04	0.58
2:C:94:ASP:HB2	2:C:212:HIS:CE1	2.37	0.58
3:E:192:ALA:HB1	3:E:291:LEU:HD11	1.84	0.58
3:E:241:THR:HB	1:F:834:GLU:OE2	2.01	0.58
1:F:832:LEU:HD23	1:F:836:ALA:HB3	1.84	0.58
1:F:1039:LEU:HD21	1:F:1046:ALA:HB2	1.85	0.58
1:G:940:ASP:HA	1:G:943:GLU:OE1	2.02	0.58
2:H:143:TRP:CD2	2:H:154:ALA:HB2	2.37	0.58
2:I:65:SER:OG	2:I:66:LYS:HD2	2.03	0.58

Continued on next page...

Continued from previous page...

Atom-1	Atom-2	Interatomic distance (Å)	Clash overlap (Å)
1:A:783:ILE:O	1:A:787:LYS:HG2	2.02	0.58
1:A:1020:LEU:HD12	1:A:1048:PHE:CE1	2.38	0.58
1:B:116:ARG:HG2	1:B:116:ARG:HH11	1.67	0.58
1:B:242:PHE:O	1:B:242:PHE:CD1	2.56	0.58
3:E:447:ALA:CA	3:E:450:ILE:HD12	2.26	0.58
1:G:79:ASP:OD2	1:G:79:ASP:N	2.35	0.58
1:G:880:THR:HA	1:G:883:ARG:HG3	1.84	0.58
3:J:74:GLN:O	3:J:74:GLN:NE2	2.30	0.58
1:A:15:LEU:HD12	1:A:113:THR:O	2.03	0.58
1:A:196:GLU:OE1	2:C:177:LYS:NZ	2.32	0.58
1:A:907:LEU:HD22	1:A:953:LEU:HD11	1.85	0.58
1:B:153:LEU:O	1:B:157:LEU:HD23	2.03	0.58
1:B:1001:LEU:CD2	1:B:1018:ILE:HD12	2.33	0.58
3:E:310:GLU:O	3:E:313:VAL:HG12	2.03	0.58
1:F:269:TRP:CD2	1:F:822:ILE:HG21	2.38	0.58
1:F:782:GLU:HG2	1:F:783:ILE:H	1.67	0.58
2:H:94:ASP:HB2	2:H:212:HIS:CE1	2.38	0.58
3:J:420:LEU:CD2	3:J:437:LEU:HG	2.30	0.58
1:B:56:LEU:HD12	1:B:60:LEU:CD2	2.33	0.58
1:B:189:ALA:HA	1:B:192:ARG:HH12	1.67	0.58
2:D:165:LEU:CD1	2:D:182:LEU:HD23	2.33	0.58
3:E:133:GLN:O	3:E:136:ILE:HG22	2.04	0.58
3:E:144:ASN:HD21	3:E:150:ARG:HG3	1.67	0.58
1:F:282:TRP:HZ3	1:F:782:GLU:HB2	1.67	0.58
1:F:796:GLU:O	1:F:800:ARG:HG2	2.03	0.58
1:F:886:PHE:H	1:F:891:TYR:HA	1.68	0.58
2:H:124:ARG:HB2	3:J:353:GLU:HG2	1.85	0.58
3:E:271:LEU:HD21	3:E:285:ARG:O	2.03	0.58
1:F:192:ARG:NH1	1:F:199:GLU:HG3	2.19	0.58
1:F:806:ARG:HH22	1:G:806:ARG:HB2	1.68	0.58
1:F:897:LYS:HG2	1:F:898:LYS:N	2.19	0.58
1:F:987:GLY:HA3	1:G:45:THR:HG21	1.86	0.58
1:G:218:ASP:O	1:G:222:ARG:HG3	2.04	0.58
1:G:783:ILE:HD12	1:G:786:VAL:CG2	2.34	0.58
1:G:903:SER:O	1:G:906:THR:HG22	2.03	0.58
1:F:812:LEU:HD22	1:F:825:TYR:CD1	2.39	0.58
3:J:130:SER:HA	3:J:133:GLN:HG3	1.86	0.58
1:A:176:ILE:HD12	2:C:187:ASP:OD2	2.04	0.58
1:A:851:SER:O	1:A:852:SER:HB3	2.03	0.58
1:B:50:THR:HG22	1:B:1021:ASP:OD2	2.04	0.58
1:B:168:LEU:O	1:B:171:MET:HG2	2.03	0.58

Continued on next page...

Continued from previous page...

Atom-1	Atom-2	Interatomic distance (Å)	Clash overlap (Å)
2:C:114:GLU:OE1	3:E:357:PRO:HA	2.04	0.58
1:G:116:ARG:HG2	1:G:116:ARG:HH11	1.68	0.58
1:G:145:PHE:HZ	1:G:194:PHE:CD1	2.22	0.58
1:G:849:ASN:HA	1:G:853:ASP:OD2	2.04	0.58
2:I:83:ILE:O	2:I:86:PRO:HD2	2.04	0.58
2:I:107:ASP:O	2:I:109:THR:HG22	2.04	0.58
3:J:24:LEU:HD22	3:J:93:LEU:CD1	2.34	0.58
3:J:182:VAL:HG13	3:J:279:ALA:HB2	1.84	0.58
1:A:224:LEU:HG	1:A:997:LEU:CD1	2.34	0.58
1:A:808:ASP:OD1	1:A:809:THR:N	2.37	0.58
1:B:87:VAL:HG22	1:B:100:ILE:CG2	2.27	0.58
1:B:217:ILE:HA	1:B:220:ILE:HB	1.85	0.58
1:B:248:ILE:HD13	1:B:847:TYR:CD2	2.37	0.58
2:C:158:ILE:HD11	2:C:204:ILE:HG21	1.86	0.58
3:E:24:LEU:HD22	3:E:93:LEU:CD1	2.33	0.58
3:E:461:ILE:HG13	3:E:484:THR:HB	1.86	0.58
3:E:465:ARG:HD3	3:E:481:ASN:ND2	2.18	0.58
1:G:891:TYR:CD2	1:G:969:ARG:HD3	2.37	0.58
1:G:899:VAL:HG13	1:G:904:LEU:CD1	2.34	0.58
3:J:402:TRP:O	3:J:405:PHE:HB3	2.04	0.58
1:B:242:PHE:HZ	1:B:932:GLN:HG3	1.69	0.57
3:E:133:GLN:HA	3:J:263:MET:CE	2.34	0.57
3:E:161:LEU:HD22	3:J:158:ILE:CD1	2.34	0.57
1:F:282:TRP:CZ3	1:F:782:GLU:HB2	2.38	0.57
1:F:834:GLU:O	1:F:838:PRO:HG2	2.04	0.57
1:B:1019:ILE:HG23	1:B:1047:VAL:CG2	2.35	0.57
3:E:182:VAL:HG13	3:E:279:ALA:HB2	1.85	0.57
1:G:214:LEU:CD2	1:G:990:GLU:HG3	2.34	0.57
3:J:24:LEU:HD21	3:J:34:LEU:CD2	2.35	0.57
1:B:192:ARG:HD2	1:B:198:GLY:HA2	1.86	0.57
3:E:87:GLU:O	3:E:91:ARG:HB2	2.04	0.57
3:E:151:VAL:CG1	3:J:165:LEU:HD21	2.34	0.57
1:G:27:HIS:HA	1:G:102:ARG:HH22	1.69	0.57
1:G:834:GLU:O	1:G:838:PRO:HG2	2.04	0.57
1:G:916:ALA:HA	1:G:919:PHE:CE1	2.39	0.57
3:J:8:ARG:HA	3:J:11:ASN:OD1	2.04	0.57
3:J:177:GLU:HB2	3:J:180:GLN:HB2	1.85	0.57
1:B:42:ILE:HD12	1:B:1055:MET:HE1	1.87	0.57
1:G:68:LEU:HB3	1:G:210:GLY:HA3	1.86	0.57
1:G:832:LEU:HA	1:G:836:ALA:HB3	1.86	0.57
2:I:93:ILE:HD13	2:I:100:LEU:CD2	2.35	0.57

Continued on next page...

Continued from previous page...

Atom-1	Atom-2	Interatomic distance (Å)	Clash overlap (Å)
3:J:321:LEU:HA	3:J:324:GLU:OE1	2.05	0.57
1:B:214:LEU:CD2	1:B:990:GLU:HG3	2.35	0.57
1:B:976:GLU:HB3	1:B:978:ARG:O	2.04	0.57
2:C:69:LEU:H	2:C:69:LEU:HD12	1.68	0.57
1:F:810:GLY:O	1:F:813:VAL:N	2.31	0.57
1:G:23:TRP:HE3	1:G:108:THR:HG21	1.70	0.57
1:G:225:VAL:HG12	1:G:226:LEU:N	2.17	0.57
1:G:995:TYR:O	1:G:998:THR:OG1	2.19	0.57
1:G:1032:ALA:HA	1:G:1035:ILE:CD1	2.35	0.57
2:I:172:PRO:CG	2:I:178:GLU:HG3	2.34	0.57
3:J:210:ASP:O	3:J:214:ARG:HG3	2.03	0.57
1:A:62:ALA:HB2	1:A:188:LEU:CD1	2.34	0.57
1:B:252:LEU:HA	1:B:840:LYS:CE	2.33	0.57
1:B:1082:TRP:HB3	3:E:480:PHE:CD2	2.39	0.57
2:C:201:HIS:NE2	3:E:51:GLU:OE2	2.34	0.57
3:E:271:LEU:HD22	3:E:289:ARG:HB2	1.86	0.57
1:F:121:VAL:HG21	1:F:194:PHE:CE2	2.40	0.57
1:F:806:ARG:NH1	1:G:806:ARG:HA	2.14	0.57
1:G:42:ILE:HD12	1:G:1055:MET:CE	2.35	0.57
2:H:66:LYS:HE3	2:H:69:LEU:CD1	2.34	0.57
2:H:114:GLU:OE1	3:J:357:PRO:HA	2.05	0.57
3:J:24:LEU:HB2	3:J:93:LEU:HD11	1.86	0.57
3:J:165:LEU:CD1	3:J:168:ALA:HB3	2.31	0.57
1:A:121:VAL:HG21	1:A:194:PHE:CZ	2.40	0.57
1:A:1057:LEU:O	1:A:1057:LEU:HD12	2.04	0.57
1:B:886:PHE:CE2	1:B:887:GLN:HG2	2.39	0.57
2:C:124:ARG:HB3	3:E:353:GLU:OE2	2.04	0.57
3:E:420:LEU:HD22	3:E:437:LEU:HG	1.85	0.57
1:F:815:ALA:HB2	1:F:824:VAL:HG21	1.87	0.57
1:G:42:ILE:HD12	1:G:1055:MET:HE1	1.87	0.57
1:G:881:MET:HE1	1:G:893:ARG:HA	1.86	0.57
2:H:54:GLU:HG3	2:H:69:LEU:CD2	2.34	0.57
2:I:124:ARG:CZ	3:J:373:ARG:HD3	2.35	0.57
3:E:162:GLU:HA	3:J:155:ARG:HH12	1.70	0.57
3:E:488:GLU:O	3:E:492:LEU:HG	2.05	0.57
1:F:207:ARG:NE	1:F:224:LEU:O	2.32	0.57
1:G:20:LEU:CD2	1:G:110:ILE:HG22	2.34	0.57
1:G:21:PHE:HD1	1:G:29:LEU:HA	1.68	0.57
2:I:114:GLU:N	2:I:114:GLU:OE1	2.38	0.57
1:B:151:GLN:HB3	1:B:156:TRP:HE1	1.70	0.57
1:B:899:VAL:HG22	1:B:901:HIS:H	1.68	0.57

Continued on next page...

Continued from previous page...

Atom-1	Atom-2	Interatomic distance (Å)	Clash overlap (Å)
1:G:27:HIS:CD2	1:G:1074:ASN:HB3	2.40	0.57
1:G:884:VAL:HG12	1:G:885:ASP:H	1.69	0.57
1:A:851:SER:O	1:A:931:LEU:HD21	2.04	0.57
1:A:1029:HIS:ND1	3:E:410:ARG:HD2	2.20	0.57
1:B:915:ASN:O	1:B:918:ARG:HD2	2.05	0.57
2:C:84:LEU:HB3	2:C:89:LEU:O	2.05	0.57
3:E:2:GLU:HG2	3:E:2:GLU:O	2.05	0.57
1:F:162:GLU:HG2	1:F:167:LEU:HD23	1.87	0.57
1:G:1017:THR:HA	1:G:1045:HIS:O	2.05	0.57
2:H:158:ILE:HD11	2:H:204:ILE:HG23	1.86	0.57
3:J:131:THR:O	3:J:135:GLU:HG2	2.05	0.57
1:A:58:THR:OG1	1:A:66:TYR:OH	2.17	0.56
1:A:1087:ARG:HB3	1:A:1091:ARG:NH2	2.19	0.56
1:B:263:GLN:HB2	1:B:264:PRO:HD3	1.87	0.56
1:B:989:LYS:HD2	1:B:989:LYS:O	2.04	0.56
2:D:70:TYR:CD1	2:D:100:LEU:HD11	2.39	0.56
1:F:887:GLN:OE1	1:F:888:PRO:HD2	2.05	0.56
2:H:143:TRP:CZ2	2:H:152:SER:HB3	2.36	0.56
3:J:260:LEU:HD12	3:J:292:VAL:HG13	1.86	0.56
1:B:887:GLN:HB2	1:B:890:ARG:CG	2.34	0.56
2:D:122:ARG:NH1	3:E:373:ARG:HH21	2.03	0.56
2:D:126:ASN:HB2	2:D:129:GLN:OE1	2.05	0.56
3:E:120:ARG:HG2	3:J:201:ARG:NH2	2.19	0.56
3:E:139:LEU:HD22	3:J:188:VAL:HG21	1.87	0.56
1:F:851:SER:O	1:F:852:SER:HB3	2.05	0.56
1:G:975:ILE:HG22	1:G:976:GLU:OE1	2.06	0.56
3:J:157:ARG:O	3:J:161:LEU:HB2	2.04	0.56
1:B:62:ALA:HB2	1:B:188:LEU:HD13	1.88	0.56
1:B:845:LEU:HA	1:B:848:LEU:CG	2.33	0.56
1:B:859:LEU:O	1:B:863:ILE:HG12	2.04	0.56
2:D:209:ILE:HD11	3:E:369:ILE:CG2	2.36	0.56
1:F:968:ASP:HB2	1:F:971:SER:O	2.05	0.56
1:G:23:TRP:NE1	1:G:55:ALA:HB2	2.19	0.56
1:G:115:GLU:HA	1:G:115:GLU:OE2	2.05	0.56
1:G:121:VAL:HG21	1:G:194:PHE:CZ	2.41	0.56
1:G:126:LEU:HD11	1:G:157:LEU:CD1	2.35	0.56
1:G:144:LEU:HD12	1:G:156:TRP:CE3	2.40	0.56
1:G:199:GLU:OE2	1:G:200:ASN:N	2.39	0.56
1:G:1019:ILE:HG23	1:G:1047:VAL:CG2	2.35	0.56
2:H:194:LEU:HD21	2:H:213:LEU:CD2	2.35	0.56
2:I:124:ARG:NH2	3:J:373:ARG:HD3	2.21	0.56

Continued on next page...

Continued from previous page...

Atom-1	Atom-2	Interatomic distance (Å)	Clash overlap (Å)
2:I:227:ARG:NH1	2:I:227:ARG:HB2	2.19	0.56
2:C:156:ILE:CD1	2:C:161:LEU:HD11	2.35	0.56
2:D:121:ARG:O	3:E:371:ARG:HD2	2.06	0.56
3:E:18:GLN:NE2	1:F:849:ASN:HB2	2.20	0.56
1:G:59:LEU:O	1:G:187:TYR:OH	2.20	0.56
1:G:812:LEU:HD23	1:G:824:VAL:CG1	2.34	0.56
1:G:989:LYS:O	1:G:989:LYS:HD2	2.05	0.56
1:A:40:ALA:O	1:A:1065:ALA:HA	2.06	0.56
1:F:37:ASP:HB2	1:F:1063:ARG:CG	2.35	0.56
1:F:901:HIS:CD2	1:F:948:LEU:HG	2.41	0.56
1:G:142:LEU:CD1	1:G:144:LEU:HD21	2.31	0.56
1:G:142:LEU:CD2	1:G:180:THR:HG23	2.34	0.56
2:I:136:LEU:HD22	2:I:206:ILE:CD1	2.35	0.56
3:J:182:VAL:HG13	3:J:279:ALA:CB	2.34	0.56
3:J:271:LEU:CD2	3:J:289:ARG:HB2	2.35	0.56
1:A:228:ASP:HA	1:A:957:ARG:HH21	1.70	0.56
1:A:806:ARG:NH1	1:B:806:ARG:HA	2.20	0.56
1:B:812:LEU:CD2	1:B:825:TYR:HA	2.35	0.56
2:C:119:LEU:HD23	3:E:363:VAL:HG21	1.87	0.56
3:E:74:GLN:O	3:E:74:GLN:NE2	2.30	0.56
3:E:415:GLN:O	3:E:415:GLN:NE2	2.38	0.56
1:F:228:ASP:HA	1:F:957:ARG:HH21	1.71	0.56
1:F:1024:PHE:CE1	1:F:1035:ILE:HG21	2.41	0.56
2:I:122:ARG:NH1	3:J:373:ARG:HH21	2.04	0.56
3:J:477:ARG:HB3	3:J:477:ARG:CZ	2.34	0.56
1:A:272:TYR:HD1	1:A:793:LEU:HB3	1.71	0.56
1:A:991:ILE:HD12	1:A:1035:ILE:CD1	2.35	0.56
1:B:80:LEU:O	1:B:84:VAL:HG23	2.04	0.56
1:B:199:GLU:OE2	1:B:200:ASN:N	2.38	0.56
1:B:242:PHE:HD2	1:B:935:VAL:CB	2.18	0.56
1:B:261:SER:O	1:B:264:PRO:HD2	2.05	0.56
2:C:66:LYS:HE3	2:C:69:LEU:CD1	2.36	0.56
2:D:61:LEU:HD21	2:D:69:LEU:HB2	1.87	0.56
2:D:114:GLU:N	2:D:114:GLU:OE1	2.39	0.56
2:D:209:ILE:HD11	3:E:369:ILE:CB	2.35	0.56
3:E:40:LEU:HD11	3:E:53:ALA:HA	1.86	0.56
3:E:161:LEU:CD2	3:J:154:LEU:HD23	2.36	0.56
1:F:142:LEU:O	1:F:144:LEU:HD12	2.06	0.56
1:G:220:ILE:O	1:G:224:LEU:HB3	2.06	0.56
3:J:265:GLU:HA	3:J:268:ARG:HD3	1.88	0.56
1:A:803:GLU:OE1	1:A:806:ARG:HD2	2.04	0.56

Continued on next page...

Continued from previous page...

Atom-1	Atom-2	Interatomic distance (Å)	Clash overlap (Å)
1:B:219:GLU:HB3	1:B:223:GLU:OE2	2.05	0.56
2:D:122:ARG:CZ	3:E:373:ARG:HH21	2.18	0.56
3:E:143:LEU:O	3:E:143:LEU:HD23	2.05	0.56
1:G:19:GLU:HB3	1:G:153:LEU:HD13	1.87	0.56
1:G:51:THR:HG23	1:G:83:TYR:HE1	1.70	0.56
1:G:886:PHE:CE2	1:G:887:GLN:HG2	2.40	0.56
1:G:887:GLN:HB2	1:G:890:ARG:CG	2.36	0.56
1:G:976:GLU:HB3	1:G:978:ARG:O	2.05	0.56
1:G:1020:LEU:HD12	1:G:1020:LEU:O	2.06	0.56
2:I:54:GLU:HA	2:I:54:GLU:OE2	2.06	0.56
3:J:86:ARG:O	3:J:90:LYS:HG2	2.06	0.56
1:A:893:ARG:HG2	1:A:894:LEU:H	1.71	0.56
1:B:40:ALA:O	1:B:1065:ALA:HA	2.06	0.56
1:B:172:GLU:HB2	1:B:180:THR:CG2	2.36	0.56
1:B:783:ILE:HD12	1:B:786:VAL:CG2	2.36	0.56
1:B:1020:LEU:HD12	1:B:1020:LEU:O	2.06	0.56
3:E:375:LYS:HD3	3:E:376:GLU:H	1.70	0.56
1:G:242:PHE:CE1	1:G:931:LEU:HB3	2.40	0.56
1:G:255:ALA:HB2	1:G:840:LYS:HZ2	1.70	0.56
3:J:70:TYR:HB2	3:J:72:ILE:HG13	1.87	0.56
1:B:145:PHE:HZ	1:B:194:PHE:CD1	2.24	0.56
1:F:801:MET:HE2	1:F:822:ILE:HD11	1.89	0.56
1:G:249:HIS:O	1:G:253:GLU:HG2	2.06	0.56
1:G:255:ALA:HB2	1:G:840:LYS:HZ3	1.70	0.56
1:G:876:GLU:HA	1:G:879:GLU:OE1	2.06	0.56
2:H:133:VAL:HG22	2:H:194:LEU:HD23	1.87	0.56
1:A:32:ALA:HB2	1:A:1077:MET:HE2	1.88	0.55
1:A:121:VAL:HG21	1:A:194:PHE:CE2	2.40	0.55
1:B:65:ARG:HG3	1:B:207:ARG:NH1	2.21	0.55
3:E:24:LEU:HD21	3:E:34:LEU:CD2	2.36	0.55
3:E:413:LEU:HD11	3:E:449:TRP:NE1	2.21	0.55
1:G:56:LEU:O	1:G:60:LEU:HD23	2.06	0.55
1:G:812:LEU:HD11	1:G:828:ARG:HG2	1.88	0.55
1:G:1054:GLU:HG2	1:G:1057:LEU:CG	2.36	0.55
3:J:239:LEU:HD22	3:J:245:ARG:HH21	1.70	0.55
1:B:199:GLU:OE2	1:B:199:GLU:N	2.39	0.55
3:E:133:GLN:OE1	3:J:263:MET:HE2	2.06	0.55
3:E:257:SER:HA	3:E:261:LYS:HZ3	1.71	0.55
3:E:408:LEU:HB2	3:E:441:HIS:CD2	2.41	0.55
3:E:415:GLN:O	3:E:418:LEU:HD12	2.06	0.55
1:G:252:LEU:HA	1:G:840:LYS:HZ3	1.71	0.55

Continued on next page...

Continued from previous page...

Atom-1	Atom-2	Interatomic distance (Å)	Clash overlap (Å)
3:J:130:SER:O	3:J:134:ARG:HG3	2.07	0.55
1:A:225:VAL:O	1:A:226:LEU:HD12	2.07	0.55
1:B:181:TYR:CD2	1:B:187:TYR:HA	2.41	0.55
1:B:887:GLN:HB2	1:B:890:ARG:HG2	1.89	0.55
1:B:1077:MET:N	3:E:454:ARG:HH22	2.04	0.55
3:E:147:PRO:CG	3:J:173:ILE:HD13	2.36	0.55
3:E:495:ILE:HD11	3:E:497:TRP:CH2	2.41	0.55
1:F:1018:ILE:HD11	1:F:1039:LEU:HD11	1.89	0.55
1:G:252:LEU:HD12	1:G:252:LEU:O	2.06	0.55
2:H:201:HIS:NE2	3:J:51:GLU:OE2	2.35	0.55
2:I:126:ASN:HB2	2:I:129:GLN:OE1	2.05	0.55
1:F:92:ASP:HB2	1:G:980:GLY:O	2.05	0.55
1:F:881:MET:HE1	1:F:894:LEU:CD1	2.27	0.55
1:G:12:SER:HB2	1:G:1014:LEU:HA	1.87	0.55
1:G:105:LYS:HG3	1:G:129:PHE:O	2.06	0.55
1:A:92:ASP:HB2	1:B:980:GLY:O	2.06	0.55
1:B:20:LEU:HD12	1:B:26:PHE:CD1	2.39	0.55
1:B:799:LYS:HB2	1:B:799:LYS:HZ3	1.71	0.55
1:B:887:GLN:HB3	1:B:888:PRO:CD	2.35	0.55
3:E:24:LEU:O	3:E:27:THR:HG22	2.06	0.55
1:F:809:THR:O	1:F:809:THR:CG2	2.55	0.55
1:F:858:GLN:NE2	3:J:69:GLN:OE1	2.39	0.55
1:G:242:PHE:O	1:G:246:THR:N	2.26	0.55
2:H:60:LEU:HD12	2:H:60:LEU:O	2.05	0.55
1:A:192:ARG:NH1	1:A:199:GLU:HG3	2.22	0.55
1:B:945:ASN:OD1	1:B:946:ARG:HD3	2.07	0.55
2:D:78:GLU:O	2:D:81:THR:HG22	2.07	0.55
1:G:151:GLN:HB3	1:G:156:TRP:HE1	1.72	0.55
1:G:270:GLU:HA	1:G:273:GLN:NE2	2.14	0.55
2:H:69:LEU:HD12	2:H:69:LEU:H	1.71	0.55
3:J:24:LEU:O	3:J:27:THR:HG22	2.05	0.55
3:J:143:LEU:O	3:J:143:LEU:HD23	2.07	0.55
3:J:257:SER:HA	3:J:261:LYS:HZ3	1.71	0.55
1:A:887:GLN:HB2	1:A:890:ARG:HG3	1.89	0.55
1:B:179:TRP:HB3	1:B:181:TYR:HE1	1.72	0.55
1:B:195:PHE:O	1:B:197:VAL:HG23	2.07	0.55
1:B:231:ALA:HB2	1:B:863:ILE:HD11	1.87	0.55
1:B:275:GLN:OE1	1:B:278:GLN:NE2	2.39	0.55
2:D:132:LEU:HD21	2:D:186:LEU:HD23	1.87	0.55
1:G:887:GLN:HB3	1:G:888:PRO:CD	2.34	0.55
1:G:953:LEU:HD23	1:G:954:LEU:CD1	2.36	0.55

Continued on next page...

Continued from previous page...

Atom-1	Atom-2	Interatomic distance (Å)	Clash overlap (Å)
2:H:136:LEU:HD23	2:H:161:LEU:HD21	1.88	0.55
1:A:41:VAL:HG12	1:A:49:LYS:HG2	1.87	0.55
1:B:951:LYS:HD3	1:B:958:PHE:CE2	2.42	0.55
1:B:1054:GLU:HG2	1:B:1057:LEU:CG	2.36	0.55
3:E:223:HIS:O	3:E:227:ILE:HG12	2.07	0.55
1:F:200:ASN:N	1:F:200:ASN:OD1	2.38	0.55
1:F:887:GLN:HB2	1:F:890:ARG:CG	2.36	0.55
2:I:156:ILE:O	2:I:203:ARG:HG2	2.06	0.55
1:A:887:GLN:OE1	1:A:888:PRO:HD2	2.07	0.55
1:B:115:GLU:OE2	1:B:115:GLU:HA	2.05	0.55
1:B:975:ILE:HG22	1:B:976:GLU:OE1	2.05	0.55
3:E:54:ILE:CD1	3:E:82:SER:HA	2.37	0.55
3:E:70:TYR:HB2	3:E:72:ILE:HG13	1.88	0.55
1:F:887:GLN:HB2	1:F:890:ARG:HG3	1.88	0.55
1:G:215:ASN:HB3	1:G:219:GLU:OE2	2.07	0.55
1:G:945:ASN:OD1	1:G:946:ARG:HD3	2.07	0.55
1:A:224:LEU:CD2	1:A:997:LEU:HD13	2.37	0.55
1:B:891:TYR:CD2	1:B:969:ARG:HD3	2.41	0.55
2:C:107:ASP:OD1	2:D:43:ARG:NH1	2.27	0.55
3:E:472:ASP:CG	3:E:478:TRP:HE1	2.10	0.55
2:I:222:LEU:HD22	3:J:375:LYS:O	2.07	0.55
3:J:127:SER:O	3:J:128:ARG:HB3	2.06	0.55
1:A:897:LYS:HG2	1:A:898:LYS:N	2.19	0.54
1:B:242:PHE:HD2	1:B:935:VAL:HB	1.72	0.54
3:E:165:LEU:HD11	3:J:151:VAL:HA	1.87	0.54
1:F:12:SER:C	1:F:116:ARG:HD3	2.27	0.54
1:F:242:PHE:O	1:F:246:THR:HG23	2.06	0.54
1:G:799:LYS:O	1:G:802:SER:OG	2.14	0.54
1:G:899:VAL:HG22	1:G:901:HIS:H	1.72	0.54
2:H:47:LYS:HB2	2:H:47:LYS:NZ	2.22	0.54
3:J:84:GLU:HA	3:J:84:GLU:OE2	2.06	0.54
1:A:267:LEU:HD22	1:A:271:LYS:NZ	2.22	0.54
1:B:280:ALA:HA	1:B:283:LEU:HB2	1.89	0.54
3:E:243:GLU:HG3	3:J:122:MET:HE3	1.87	0.54
1:F:95:GLU:HG2	1:F:98:SER:H	1.73	0.54
1:F:253:GLU:HG3	1:F:254:THR:N	2.21	0.54
1:G:960:LEU:HD12	1:G:961:GLU:O	2.07	0.54
2:H:52:THR:HG21	2:H:83:ILE:HG21	1.89	0.54
2:H:136:LEU:CD2	2:H:161:LEU:HD21	2.37	0.54
2:I:226:LEU:HD23	3:J:385:LEU:HD21	1.89	0.54
1:A:95:GLU:HG2	1:A:98:SER:H	1.73	0.54

Continued on next page...

Continued from previous page...

Atom-1	Atom-2	Interatomic distance (Å)	Clash overlap (Å)
1:B:884:VAL:HG12	1:B:885:ASP:H	1.72	0.54
3:E:24:LEU:HB2	3:E:93:LEU:HD11	1.89	0.54
3:E:83:ARG:O	3:E:87:GLU:HG2	2.07	0.54
3:E:153:THR:HA	3:E:156:ARG:CZ	2.37	0.54
1:F:868:LEU:HD23	1:F:868:LEU:O	2.07	0.54
1:G:812:LEU:HD22	1:G:825:TYR:CD1	2.42	0.54
2:H:172:PRO:HG3	2:H:181:ARG:NH1	2.22	0.54
3:J:408:LEU:HB2	3:J:441:HIS:CD2	2.42	0.54
3:J:465:ARG:HD3	3:J:481:ASN:ND2	2.22	0.54
1:A:41:VAL:HB	1:A:1049:ILE:HD13	1.88	0.54
1:A:859:LEU:HD23	1:A:938:LEU:HD21	1.90	0.54
1:B:22:ASN:HA	1:B:102:ARG:NH1	2.23	0.54
1:B:253:GLU:HB3	1:B:256:ARG:HH21	1.72	0.54
3:E:418:LEU:HD12	3:E:419:GLN:H	1.70	0.54
1:F:864:GLU:OE1	1:F:864:GLU:HA	2.08	0.54
1:G:933:VAL:HG12	1:G:937:GLN:NE2	2.22	0.54
1:A:887:GLN:HB2	1:A:890:ARG:CG	2.36	0.54
1:B:982:GLN:HG3	1:B:986:GLY:N	2.23	0.54
2:C:143:TRP:CZ2	2:C:152:SER:HB3	2.37	0.54
3:E:378:ASP:OD1	3:E:380:GLU:N	2.41	0.54
1:F:1053:LYS:HB2	1:F:1054:GLU:OE2	2.07	0.54
1:G:251:GLU:O	1:G:840:LYS:NZ	2.40	0.54
3:J:92:ARG:HG3	3:J:92:ARG:NH1	2.22	0.54
3:J:114:VAL:HA	3:J:117:LEU:HD12	1.88	0.54
1:A:887:GLN:OE1	1:A:887:GLN:HA	2.07	0.54
1:B:23:TRP:HE3	1:B:108:THR:HG21	1.73	0.54
1:B:268:SER:HB3	1:B:797:LEU:CD2	2.38	0.54
2:D:136:LEU:HD22	2:D:206:ILE:CD1	2.37	0.54
1:F:803:GLU:OE1	1:F:806:ARG:HD2	2.08	0.54
1:G:1032:ALA:HA	1:G:1035:ILE:HD13	1.90	0.54
2:I:60:LEU:HA	2:I:100:LEU:O	2.08	0.54
2:I:209:ILE:HD11	3:J:369:ILE:CB	2.37	0.54
1:A:15:LEU:HD22	1:A:56:LEU:HD11	1.90	0.54
1:B:53:VAL:HG22	1:B:1019:ILE:HG21	1.90	0.54
3:E:413:LEU:O	3:E:417:THR:HG23	2.08	0.54
1:G:107:VAL:HG11	1:G:160:TYR:CE1	2.41	0.54
1:G:959:ARG:O	1:G:959:ARG:HG3	2.07	0.54
2:I:144:GLU:OE2	2:I:144:GLU:HA	2.08	0.54
3:J:1:MET:HG2	3:J:1:MET:O	2.08	0.54
1:A:886:PHE:H	1:A:891:TYR:HA	1.73	0.54
1:B:211:LEU:HD23	1:B:212:LYS:O	2.08	0.54

Continued on next page...

Continued from previous page...

Atom-1	Atom-2	Interatomic distance (Å)	Clash overlap (Å)
1:B:216:SER:HA	1:B:989:LYS:HE3	1.89	0.54
1:B:792:ARG:HB2	1:B:792:ARG:NH1	2.23	0.54
1:B:855:GLY:HA2	1:B:858:GLN:CG	2.38	0.54
1:B:1026:ARG:HD3	1:B:1026:ARG:N	2.23	0.54
1:B:1055:MET:HB2	3:E:444:GLU:OE2	2.08	0.54
2:C:62:GLU:OE1	2:C:208:PRO:HD2	2.07	0.54
3:E:266:ARG:HH12	3:J:137:GLU:CD	2.09	0.54
3:E:423:LYS:HD3	3:E:423:LYS:N	2.22	0.54
1:G:828:ARG:NH1	1:G:832:LEU:HG	2.22	0.54
2:I:129:GLN:NE2	2:I:188:GLN:OE1	2.41	0.54
1:B:221:PHE:HB3	1:B:226:LEU:HD22	1.90	0.54
1:B:1032:ALA:HA	1:B:1035:ILE:HD13	1.90	0.54
3:E:267:LEU:O	3:E:271:LEU:HD12	2.08	0.54
1:G:890:ARG:NH2	1:G:975:ILE:HG12	2.22	0.54
1:G:937:GLN:HA	1:G:940:ASP:OD2	2.08	0.54
1:A:890:ARG:HG2	1:A:890:ARG:HH11	1.73	0.54
1:A:1070:ARG:NH1	1:A:1073:GLN:HA	2.23	0.54
1:B:144:LEU:HD22	1:B:156:TRP:CE3	2.43	0.54
1:B:216:SER:HA	1:B:989:LYS:CE	2.38	0.54
1:B:959:ARG:O	1:B:959:ARG:HG3	2.08	0.54
1:B:1029:HIS:HB3	3:E:400:ASP:OD2	2.08	0.54
2:D:155:GLN:OE1	2:D:203:ARG:HD2	2.09	0.54
3:E:92:ARG:HG3	3:E:92:ARG:NH1	2.23	0.54
1:F:789:GLU:HA	1:F:789:GLU:OE2	2.07	0.54
1:F:892:LEU:CD2	1:F:964:VAL:HG13	2.35	0.54
1:A:810:GLY:O	1:A:813:VAL:N	2.31	0.53
1:A:901:HIS:CD2	1:A:948:LEU:HG	2.43	0.53
1:B:117:GLU:HA	1:B:117:GLU:OE1	2.07	0.53
1:G:1026:ARG:HD3	1:G:1026:ARG:N	2.23	0.53
2:I:163:PRO:O	2:I:167:ILE:HG12	2.07	0.53
1:A:215:ASN:HB2	1:A:219:GLU:OE1	2.08	0.53
1:B:801:MET:HE1	1:B:817:ALA:HA	1.90	0.53
2:D:163:PRO:O	2:D:167:ILE:HG12	2.08	0.53
3:E:265:GLU:OE2	3:E:268:ARG:HD3	2.07	0.53
2:I:165:LEU:HD12	2:I:182:LEU:HD23	1.88	0.53
1:A:968:ASP:HB2	1:A:971:SER:O	2.08	0.53
1:B:800:ARG:N	1:B:800:ARG:CD	2.72	0.53
3:E:128:ARG:O	3:E:128:ARG:HG3	2.07	0.53
3:E:195:LEU:HD11	3:J:132:VAL:HG11	1.90	0.53
1:F:56:LEU:HD23	1:F:56:LEU:O	2.08	0.53
1:F:66:TYR:O	1:F:76:SER:OG	2.18	0.53

Continued on next page...

Continued from previous page...

Atom-1	Atom-2	Interatomic distance (Å)	Clash overlap (Å)
1:F:252:LEU:HD21	1:F:256:ARG:NH2	2.23	0.53
1:F:274:LYS:HE2	1:F:277:ARG:HE	1.73	0.53
1:G:216:SER:HA	1:G:989:LYS:CE	2.39	0.53
1:G:269:TRP:CE3	1:G:822:ILE:HG21	2.44	0.53
1:G:799:LYS:HB2	1:G:799:LYS:NZ	2.24	0.53
1:G:897:LYS:HB3	1:G:961:GLU:OE2	2.08	0.53
1:G:1082:TRP:HB3	3:J:480:PHE:CD2	2.44	0.53
1:A:228:ASP:HA	1:A:957:ARG:NE	2.24	0.53
1:A:864:GLU:OE1	1:A:864:GLU:HA	2.07	0.53
2:C:117:HIS:CE1	2:C:119:LEU:HB2	2.43	0.53
2:D:197:SER:HB3	2:D:198:PRO:HD3	1.89	0.53
3:E:409:ASP:OD2	3:E:412:VAL:HB	2.09	0.53
1:F:801:MET:HE1	1:F:822:ILE:HG12	1.90	0.53
1:F:887:GLN:OE1	1:F:887:GLN:HA	2.07	0.53
1:G:271:LYS:HG3	1:G:793:LEU:HD11	1.89	0.53
1:A:12:SER:C	1:A:116:ARG:HD3	2.28	0.53
1:A:1053:LYS:HB2	1:A:1054:GLU:OE2	2.07	0.53
1:B:812:LEU:HD22	1:B:825:TYR:CD1	2.43	0.53
2:C:133:VAL:HG22	2:C:194:LEU:HD23	1.90	0.53
1:F:228:ASP:HA	1:F:957:ARG:NE	2.23	0.53
1:G:65:ARG:HG3	1:G:207:ARG:NH1	2.22	0.53
2:H:107:ASP:OD1	2:I:43:ARG:NH1	2.28	0.53
3:J:397:ILE:HD13	3:J:401:PHE:CD2	2.43	0.53
3:J:414:ILE:HG12	3:J:452:MET:CE	2.39	0.53
1:B:21:PHE:CE1	1:B:29:LEU:HB2	2.44	0.53
1:B:890:ARG:NH2	1:B:975:ILE:HG12	2.22	0.53
2:C:54:GLU:HG3	2:C:69:LEU:CD2	2.39	0.53
2:D:124:ARG:CZ	3:E:373:ARG:HD3	2.39	0.53
3:E:108:GLU:HG2	3:E:200:ARG:HG3	1.89	0.53
1:F:57:MET:HA	1:F:57:MET:HE2	1.89	0.53
1:G:262:LEU:CB	1:G:829:LEU:HD23	2.34	0.53
1:G:938:LEU:CD2	1:G:954:LEU:HD11	2.39	0.53
1:B:21:PHE:HD1	1:B:29:LEU:HA	1.71	0.53
1:B:242:PHE:CD2	1:B:935:VAL:HB	2.44	0.53
1:F:67:ASN:HD21	1:F:78:ARG:CZ	2.22	0.53
1:G:1077:MET:N	3:J:454:ARG:HH22	2.05	0.53
2:H:146:GLU:OE1	2:H:146:GLU:O	2.27	0.53
1:A:82:SER:HB2	1:A:87:VAL:HG22	1.91	0.53
3:E:267:LEU:HD11	3:E:288:LEU:HD11	1.90	0.53
1:G:7:LEU:O	1:G:11:GLU:HG2	2.09	0.53
1:G:43:GLY:O	1:G:49:LYS:NZ	2.41	0.53

Continued on next page...

Continued from previous page...

Atom-1	Atom-2	Interatomic distance (Å)	Clash overlap (Å)
1:G:887:GLN:HB2	1:G:890:ARG:HG2	1.90	0.53
1:G:982:GLN:HG3	1:G:986:GLY:N	2.23	0.53
1:G:1002:SER:OG	1:G:1042:PHE:HB3	2.09	0.53
1:A:279:LEU:HD13	1:A:786:VAL:CG1	2.39	0.53
1:A:815:ALA:HB2	1:A:824:VAL:HG21	1.91	0.53
1:A:963:ALA:CB	1:A:979:THR:HA	2.39	0.53
2:C:117:HIS:O	2:C:120:VAL:HG12	2.09	0.53
3:E:255:ARG:HB3	3:E:255:ARG:NH1	2.24	0.53
1:F:82:SER:HB2	1:F:87:VAL:CG2	2.39	0.53
1:F:829:LEU:HD12	1:F:829:LEU:O	2.09	0.53
1:G:53:VAL:O	1:G:57:MET:HG2	2.09	0.53
1:G:252:LEU:HA	1:G:840:LYS:CE	2.39	0.53
1:G:905:ARG:O	1:G:908:GLU:HG2	2.08	0.53
1:G:1077:MET:O	3:J:454:ARG:NH2	2.41	0.53
2:I:73:VAL:HG11	2:I:100:LEU:HD13	1.89	0.53
3:J:108:GLU:HG2	3:J:200:ARG:HG3	1.88	0.53
1:A:53:VAL:HG22	1:A:1019:ILE:HG21	1.90	0.53
1:A:890:ARG:HD3	1:A:975:ILE:CD1	2.38	0.53
2:D:145:GLN:OE1	2:D:145:GLN:HA	2.09	0.53
3:E:138:ASN:ND2	3:J:134:ARG:HH11	2.06	0.53
1:F:1020:LEU:HD12	1:F:1048:PHE:CE1	2.44	0.53
1:G:40:ALA:CB	1:G:1058:LEU:HD13	2.37	0.53
1:G:906:THR:O	1:G:909:LYS:HG2	2.09	0.53
3:J:128:ARG:O	3:J:128:ARG:HG3	2.09	0.53
1:A:242:PHE:CZ	1:A:932:GLN:HA	2.44	0.52
1:B:227:ASP:OD1	1:B:227:ASP:N	2.42	0.52
1:B:1006:CYS:HA	1:B:1013:PRO:HA	1.92	0.52
1:F:225:VAL:O	1:F:226:LEU:HD12	2.08	0.52
1:F:252:LEU:HD21	1:F:256:ARG:HH22	1.74	0.52
1:A:893:ARG:HG2	1:A:894:LEU:N	2.24	0.52
1:A:990:GLU:OE2	1:A:1024:PHE:HA	2.09	0.52
1:A:1031:VAL:HG12	1:A:1034:ARG:NH2	2.25	0.52
1:B:141:ARG:HH12	1:B:184:LYS:N	2.08	0.52
3:E:127:SER:O	3:E:128:ARG:HB3	2.08	0.52
3:E:243:GLU:CD	3:J:122:MET:HE1	2.30	0.52
1:A:960:LEU:HD23	1:A:960:LEU:H	1.75	0.52
1:B:855:GLY:HA2	1:B:858:GLN:HG2	1.92	0.52
2:D:143:TRP:HE1	2:D:151:ALA:HB1	1.72	0.52
3:E:135:GLU:HA	3:E:135:GLU:OE2	2.08	0.52
1:F:21:PHE:HA	1:F:28:GLY:O	2.09	0.52
1:F:265:VAL:HG23	1:F:800:ARG:HB3	1.90	0.52

Continued on next page...

Continued from previous page...

Atom-1	Atom-2	Interatomic distance (Å)	Clash overlap (Å)
1:A:207:ARG:NE	1:A:224:LEU:O	2.33	0.52
1:B:262:LEU:HB3	1:B:829:LEU:HD23	1.90	0.52
1:F:61:CYS:SG	1:F:206:ASN:HB2	2.49	0.52
1:F:176:ILE:HD12	2:H:187:ASP:OD2	2.09	0.52
1:G:20:LEU:HD12	1:G:26:PHE:CD1	2.44	0.52
1:G:216:SER:HA	1:G:989:LYS:HE3	1.91	0.52
1:G:940:ASP:OD1	1:G:941:ALA:N	2.42	0.52
1:G:951:LYS:HD3	1:G:958:PHE:CE2	2.45	0.52
2:I:63:GLU:HB2	2:I:70:TYR:CE1	2.44	0.52
1:A:253:GLU:HG3	1:A:254:THR:N	2.25	0.52
1:B:35:HIS:HB2	1:B:1064:SER:HB3	1.91	0.52
1:B:901:HIS:HE1	1:B:903:SER:CB	2.22	0.52
3:E:162:GLU:HA	3:J:155:ARG:NH1	2.24	0.52
1:F:14:ILE:O	1:F:16:THR:HG23	2.08	0.52
1:F:789:GLU:OE1	1:F:792:ARG:NH2	2.36	0.52
1:G:117:GLU:HA	1:G:117:GLU:OE1	2.10	0.52
2:C:194:LEU:HD21	2:C:213:LEU:HD22	1.90	0.52
3:E:96:GLU:OE2	3:E:99:GLY:HA2	2.10	0.52
1:F:15:LEU:HD22	1:F:56:LEU:HD11	1.91	0.52
1:G:906:THR:HA	1:G:909:LYS:CD	2.39	0.52
2:H:144:GLU:O	2:H:147:SER:HB3	2.08	0.52
1:A:832:LEU:HD23	1:A:836:ALA:CB	2.38	0.52
1:B:823:PRO:HA	1:B:826:LEU:HD12	1.90	0.52
2:D:137:ARG:HD3	2:D:210:ILE:CG2	2.39	0.52
2:D:144:GLU:HA	2:D:144:GLU:OE2	2.10	0.52
3:E:165:LEU:HD12	3:E:165:LEU:O	2.10	0.52
1:F:890:ARG:HG2	1:F:890:ARG:HH11	1.75	0.52
1:G:1055:MET:HB2	3:J:444:GLU:OE2	2.09	0.52
2:H:45:LEU:CD1	2:H:48:ILE:HD12	2.28	0.52
3:J:423:LYS:HD3	3:J:423:LYS:N	2.23	0.52
3:J:466:GLU:OE1	3:J:466:GLU:N	2.43	0.52
1:A:37:ASP:HB2	1:A:1063:ARG:CG	2.40	0.52
2:C:46:GLN:HA	2:C:49:ARG:CZ	2.40	0.52
2:D:102:VAL:HG23	3:E:368:ALA:HA	1.91	0.52
1:F:81:ILE:CD1	1:F:139:MET:HE2	2.40	0.52
1:F:230:SER:HA	1:F:956:PRO:HD3	1.92	0.52
1:G:275:GLN:OE1	1:G:278:GLN:NE2	2.42	0.52
1:G:787:LYS:O	1:G:787:LYS:HD3	2.10	0.52
1:G:1029:HIS:HB3	3:J:400:ASP:OD2	2.08	0.52
1:G:1071:ARG:HD2	3:J:455:GLU:O	2.10	0.52
2:I:109:THR:OG1	2:I:112:GLN:HB2	2.10	0.52

Continued on next page...

Continued from previous page...

Atom-1	Atom-2	Interatomic distance (Å)	Clash overlap (Å)
2:I:182:LEU:O	2:I:186:LEU:HG	2.10	0.52
3:J:408:LEU:HD23	3:J:408:LEU:C	2.30	0.52
1:A:21:PHE:HA	1:A:28:GLY:O	2.10	0.52
1:A:228:ASP:OD1	1:A:230:SER:N	2.28	0.52
2:C:85:GLU:HG2	2:D:43:ARG:NH2	2.24	0.52
1:F:242:PHE:CE1	1:F:931:LEU:HD23	2.44	0.52
1:F:983:GLY:N	1:G:77:ASP:OD1	2.41	0.52
1:G:126:LEU:HD11	1:G:157:LEU:HD11	1.91	0.52
1:G:855:GLY:HA2	1:G:858:GLN:NE2	2.22	0.52
1:G:925:GLU:N	1:G:925:GLU:OE2	2.42	0.52
2:H:54:GLU:HG3	2:H:69:LEU:HD22	1.92	0.52
2:H:117:HIS:HE1	2:H:119:LEU:HB2	1.75	0.52
2:H:175:GLU:OE1	2:H:179:ARG:NH2	2.42	0.52
3:J:24:LEU:HD21	3:J:34:LEU:HD21	1.90	0.52
3:J:62:ILE:HD11	3:J:77:PRO:CG	2.39	0.52
1:A:81:ILE:HD13	1:A:139:MET:HE2	1.92	0.52
1:B:56:LEU:O	1:B:60:LEU:HD23	2.09	0.52
1:B:215:ASN:HB3	1:B:219:GLU:OE2	2.10	0.52
1:B:897:LYS:HB3	1:B:961:GLU:OE2	2.09	0.52
1:F:818:ASP:HB3	1:F:821:ASP:OD2	2.09	0.52
2:H:45:LEU:H	2:H:45:LEU:CD1	2.17	0.52
2:I:47:LYS:HA	2:I:47:LYS:CE	2.40	0.52
3:J:465:ARG:HD3	3:J:481:ASN:HD21	1.73	0.52
1:A:987:GLY:O	1:A:991:ILE:HG12	2.10	0.51
1:A:998:THR:HG21	1:A:1039:LEU:HA	1.91	0.51
3:E:397:ILE:HD13	3:E:401:PHE:CD2	2.45	0.51
2:H:215:ASP:HB2	2:H:216:PRO:HD2	1.92	0.51
3:J:495:ILE:HD11	3:J:497:TRP:CH2	2.46	0.51
1:A:142:LEU:HD11	1:A:180:THR:HB	1.92	0.51
2:C:144:GLU:O	2:C:147:SER:HB3	2.10	0.51
2:C:219:LEU:HD11	3:E:332:LEU:HD21	1.91	0.51
2:D:131:LEU:O	2:D:135:ILE:HG13	2.10	0.51
3:E:10:GLU:OE1	3:E:10:GLU:HA	2.10	0.51
1:F:29:LEU:HD21	1:F:154:GLU:HG2	1.93	0.51
1:G:30:HIS:HB3	1:G:1077:MET:CE	2.40	0.51
1:G:263:GLN:HB2	1:G:264:PRO:HD3	1.91	0.51
1:G:799:LYS:HB2	1:G:799:LYS:HZ3	1.74	0.51
3:J:57:LEU:O	3:J:61:LEU:HD23	2.10	0.51
1:A:225:VAL:HG23	1:A:226:LEU:HG	1.92	0.51
1:A:890:ARG:O	1:A:891:TYR:CD2	2.64	0.51
3:E:1:MET:O	3:E:1:MET:HG2	2.09	0.51

Continued on next page...

Continued from previous page...

Atom-1	Atom-2	Interatomic distance (Å)	Clash overlap (Å)
3:E:128:ARG:HB2	3:E:187:ASP:OD1	2.09	0.51
1:F:1070:ARG:NH2	4:F:1101:ADP:O4'	2.42	0.51
1:G:863:ILE:O	1:G:867:VAL:HG23	2.10	0.51
1:G:933:VAL:HG12	1:G:937:GLN:HE22	1.75	0.51
2:I:143:TRP:CE2	2:I:154:ALA:HA	2.45	0.51
3:J:261:LYS:H	3:J:261:LYS:CE	2.22	0.51
1:A:92:ASP:C	1:B:981:SER:HB2	2.30	0.51
1:B:19:GLU:HB3	1:B:153:LEU:HD22	1.91	0.51
1:B:24:GLY:O	1:B:102:ARG:NH2	2.43	0.51
1:B:805:LYS:HA	1:B:808:ASP:OD1	2.10	0.51
2:C:128:GLU:HG2	3:E:350:ARG:O	2.10	0.51
3:E:201:ARG:HG2	3:E:243:GLU:CD	2.30	0.51
1:G:57:MET:HE2	1:G:206:ASN:HA	1.93	0.51
1:G:160:TYR:HA	1:G:168:LEU:HD21	1.92	0.51
1:G:217:ILE:HD11	1:G:963:ALA:HA	1.92	0.51
1:G:1087:ARG:HG3	3:J:477:ARG:HH12	1.75	0.51
1:A:849:ASN:HB2	3:J:18:GLN:NE2	2.25	0.51
1:B:242:PHE:CZ	1:B:932:GLN:HA	2.45	0.51
1:B:909:LYS:HB2	1:B:912:ARG:HH22	1.75	0.51
3:E:482:LEU:HD22	3:E:482:LEU:N	2.26	0.51
1:F:960:LEU:HD23	1:F:960:LEU:H	1.75	0.51
1:G:146:SER:HB2	1:G:178:LEU:CD2	2.39	0.51
2:H:63:GLU:HB2	2:H:70:TYR:CE1	2.44	0.51
2:I:202:GLU:HA	2:I:202:GLU:OE1	2.10	0.51
1:A:809:THR:O	1:A:809:THR:CG2	2.55	0.51
1:B:102:ARG:HG2	1:B:106:THR:HG21	1.92	0.51
1:B:116:ARG:NH1	1:B:117:GLU:HB3	2.23	0.51
1:B:819:LEU:HA	1:B:822:ILE:HG12	1.92	0.51
2:C:158:ILE:HD11	2:C:204:ILE:HG23	1.92	0.51
3:E:242:PRO:O	3:E:243:GLU:C	2.48	0.51
3:E:462:ASP:OD1	3:E:483:PRO:HB3	2.11	0.51
1:G:163:GLY:HA3	1:G:167:LEU:HB2	1.93	0.51
3:J:95:VAL:HG23	3:J:102:PHE:HB2	1.91	0.51
1:A:226:LEU:HD12	1:A:226:LEU:O	2.11	0.51
1:A:265:VAL:HG23	1:A:800:ARG:HB3	1.91	0.51
1:A:1021:ASP:OD1	1:A:1049:ILE:HB	2.11	0.51
2:D:143:TRP:O	2:D:146:GLU:HG3	2.10	0.51
2:D:202:GLU:OE1	2:D:202:GLU:HA	2.10	0.51
1:F:142:LEU:HD23	1:F:168:LEU:HD13	1.89	0.51
1:F:261:SER:O	1:F:264:PRO:HG2	2.09	0.51
1:F:878:ASN:OD1	1:F:894:LEU:HB2	2.11	0.51

Continued on next page...

Continued from previous page...

Atom-1	Atom-2	Interatomic distance (Å)	Clash overlap (Å)
1:F:890:ARG:HD3	1:F:975:ILE:HD11	1.93	0.51
1:G:1031:VAL:O	1:G:1034:ARG:N	2.42	0.51
1:B:148:ASN:HB3	1:B:151:GLN:HG3	1.93	0.51
3:E:414:ILE:HG12	3:E:452:MET:CE	2.41	0.51
1:F:62:ALA:HB2	1:F:188:LEU:CD1	2.41	0.51
1:F:81:ILE:HD13	1:F:139:MET:HE2	1.91	0.51
1:G:886:PHE:CD2	1:G:887:GLN:HG2	2.45	0.51
3:J:62:ILE:HA	3:J:65:VAL:HG13	1.91	0.51
1:A:224:LEU:HD21	1:A:997:LEU:HD13	1.92	0.51
1:A:858:GLN:NE2	3:E:69:GLN:OE1	2.44	0.51
1:B:204:LEU:HG	1:B:1001:LEU:HD13	1.92	0.51
1:B:253:GLU:OE1	1:B:256:ARG:CZ	2.58	0.51
3:E:124:SER:HB2	3:J:195:LEU:O	2.11	0.51
3:E:249:SER:OG	3:J:126:ALA:HB2	2.11	0.51
1:F:226:LEU:HD12	1:F:226:LEU:O	2.10	0.51
1:G:49:LYS:HB2	1:G:1049:ILE:CG2	2.41	0.51
1:G:244:GLY:C	1:G:248:ILE:HD12	2.31	0.51
1:G:894:LEU:HB3	1:G:964:VAL:HG22	1.92	0.51
1:G:1058:LEU:O	1:G:1062:THR:OG1	2.17	0.51
3:J:227:ILE:HG23	3:J:228:VAL:N	2.26	0.51
3:J:257:SER:HA	3:J:261:LYS:HZ1	1.76	0.51
1:B:172:GLU:HB2	1:B:180:THR:HG23	1.93	0.51
1:B:902:GLU:HA	1:B:905:ARG:NH1	2.26	0.51
1:G:199:GLU:OE2	1:G:199:GLU:N	2.44	0.51
2:I:55:LEU:CD1	2:I:61:LEU:HB2	2.41	0.51
2:D:131:LEU:CD1	2:D:226:LEU:HD12	2.35	0.50
1:G:912:ARG:HB3	1:G:912:ARG:CZ	2.41	0.50
1:B:64:PRO:HG2	1:B:66:TYR:CZ	2.46	0.50
1:B:960:LEU:HD12	1:B:961:GLU:O	2.10	0.50
2:C:226:LEU:CD1	3:E:342:LEU:HD11	2.41	0.50
1:F:65:ARG:H	1:F:206:ASN:ND2	2.08	0.50
1:F:812:LEU:HD22	1:F:825:TYR:CE1	2.47	0.50
1:G:20:LEU:HD13	1:G:23:TRP:HB3	1.93	0.50
3:J:265:GLU:O	3:J:268:ARG:HG2	2.12	0.50
1:A:782:GLU:O	1:A:785:ARG:NH2	2.44	0.50
1:A:1070:ARG:NH1	1:A:1072:GLY:O	2.44	0.50
1:B:209:ALA:HA	1:B:1020:LEU:HA	1.93	0.50
1:B:886:PHE:CD2	1:B:887:GLN:HG2	2.46	0.50
2:D:109:THR:OG1	2:D:112:GLN:HB2	2.11	0.50
3:E:84:GLU:HA	3:E:84:GLU:OE2	2.11	0.50
3:E:134:ARG:NH1	3:J:138:ASN:HD22	2.07	0.50

Continued on next page...

Continued from previous page...

Atom-1	Atom-2	Interatomic distance (Å)	Clash overlap (Å)
3:E:169:GLU:OE2	3:J:151:VAL:HG11	2.10	0.50
3:E:408:LEU:HD23	3:E:408:LEU:C	2.32	0.50
3:E:414:ILE:HG12	3:E:452:MET:HE1	1.93	0.50
1:F:215:ASN:HB2	1:F:219:GLU:OE1	2.11	0.50
1:F:250:GLN:CA	1:F:253:GLU:HG2	2.34	0.50
1:G:111:ALA:HB3	1:G:153:LEU:HD12	1.93	0.50
1:G:851:SER:O	1:G:852:SER:HB2	2.11	0.50
1:G:855:GLY:HA2	1:G:858:GLN:CG	2.42	0.50
3:J:34:LEU:HD13	3:J:114:VAL:HG21	1.93	0.50
3:J:146:ASN:OD1	3:J:148:ALA:N	2.44	0.50
1:A:65:ARG:H	1:A:206:ASN:ND2	2.09	0.50
1:A:985:SER:HB2	4:B:1101:ADP:O3A	2.12	0.50
1:A:1056:ARG:HH21	3:E:406:ASN:CA	2.18	0.50
3:E:125:THR:HB	3:E:183:GLU:OE2	2.12	0.50
3:E:176:LEU:HD21	3:J:142:ARG:NE	2.20	0.50
3:E:455:GLU:OE1	3:E:455:GLU:HA	2.11	0.50
2:H:70:TYR:HE2	2:H:100:LEU:HD21	1.76	0.50
2:H:124:ARG:HD3	3:J:353:GLU:HG3	1.93	0.50
3:J:288:LEU:HD12	3:J:288:LEU:O	2.12	0.50
3:J:413:LEU:HD12	3:J:417:THR:HG23	1.93	0.50
1:A:37:ASP:HB2	1:A:1063:ARG:HG3	1.94	0.50
1:A:247:GLU:HA	1:A:247:GLU:OE2	2.11	0.50
1:A:879:GLU:HG3	1:A:880:THR:N	2.27	0.50
1:B:21:PHE:O	1:B:108:THR:HG23	2.11	0.50
1:B:107:VAL:HG11	1:B:160:TYR:HE1	1.76	0.50
1:B:142:LEU:HD22	1:B:181:TYR:O	2.10	0.50
1:B:1050:THR:CG2	1:B:1053:LYS:H	2.24	0.50
1:B:1087:ARG:HA	1:B:1087:ARG:HE	1.76	0.50
2:D:49:ARG:O	2:D:52:THR:HG22	2.12	0.50
3:E:280:LEU:N	3:E:280:LEU:HD23	2.27	0.50
1:F:92:ASP:C	1:G:981:SER:HB2	2.31	0.50
1:G:91:GLY:HA2	1:G:99:HIS:HB3	1.94	0.50
1:G:181:TYR:CD2	1:G:187:TYR:HB2	2.44	0.50
1:G:227:ASP:OD1	1:G:227:ASP:N	2.42	0.50
2:H:225:TRP:O	2:H:228:GLU:HG2	2.11	0.50
3:J:89:ILE:HD13	3:J:96:GLU:HB2	1.94	0.50
3:J:414:ILE:O	3:J:417:THR:OG1	2.25	0.50
1:A:122:ARG:CZ	1:A:122:ARG:HB2	2.42	0.50
1:B:916:ALA:HA	1:B:919:PHE:CE1	2.45	0.50
3:E:62:ILE:HA	3:E:65:VAL:CG1	2.42	0.50
3:E:165:LEU:HD23	3:J:155:ARG:HD3	1.91	0.50

Continued on next page...

Continued from previous page...

Atom-1	Atom-2	Interatomic distance (Å)	Clash overlap (Å)
1:F:142:LEU:HD11	1:F:180:THR:HB	1.93	0.50
1:G:836:ALA:O	1:G:840:LYS:HB3	2.11	0.50
1:G:877:LEU:C	1:G:877:LEU:HD13	2.32	0.50
2:H:62:GLU:OE2	2:H:208:PRO:HD2	2.11	0.50
2:H:96:ILE:HG21	3:J:321:LEU:HD11	1.94	0.50
3:J:290:TRP:O	3:J:294:ARG:HG2	2.12	0.50
1:A:132:THR:O	1:A:132:THR:HG22	2.11	0.50
1:B:79:ASP:OD2	1:B:79:ASP:N	2.45	0.50
1:B:876:GLU:HB3	1:B:1003:TYR:HH	1.77	0.50
1:B:912:ARG:HB3	1:B:912:ARG:CZ	2.42	0.50
3:E:50:LEU:O	3:E:54:ILE:HG12	2.12	0.50
3:E:178:THR:O	3:E:182:VAL:HG23	2.12	0.50
1:F:192:ARG:HH12	1:F:199:GLU:HG3	1.77	0.50
1:F:808:ASP:CG	1:F:812:LEU:HB2	2.31	0.50
1:G:248:ILE:HD13	1:G:847:TYR:CD2	2.46	0.50
1:G:1085:LEU:HD12	3:J:477:ARG:HH21	1.77	0.50
3:J:241:THR:N	3:J:242:PRO:CD	2.75	0.50
1:A:818:ASP:HB3	1:A:821:ASP:OD2	2.11	0.50
1:B:23:TRP:NE1	1:B:55:ALA:HB2	2.26	0.50
1:B:242:PHE:CD2	1:B:935:VAL:HG21	2.47	0.50
1:B:278:GLN:NE2	1:B:786:VAL:HG12	2.27	0.50
1:B:278:GLN:HE21	1:B:786:VAL:HG12	1.77	0.50
3:E:129:LEU:HA	3:E:132:VAL:HG12	1.93	0.50
1:F:5:SER:HB3	1:F:37:ASP:OD2	2.11	0.50
1:G:144:LEU:HD12	1:G:156:TRP:CD2	2.47	0.50
1:G:253:GLU:OE1	1:G:256:ARG:NE	2.44	0.50
2:I:137:ARG:HD3	2:I:210:ILE:CG2	2.41	0.50
3:J:240:ASN:CG	3:J:242:PRO:HD2	2.32	0.50
1:B:181:TYR:HD2	1:B:187:TYR:CB	2.24	0.50
1:B:799:LYS:HB2	1:B:799:LYS:NZ	2.27	0.50
2:C:47:LYS:HZ3	2:C:47:LYS:HB2	1.76	0.50
1:G:64:PRO:HG2	1:G:66:TYR:CZ	2.47	0.50
1:G:139:MET:CE	1:G:141:ARG:HB3	2.42	0.50
1:G:217:ILE:HD11	1:G:963:ALA:CA	2.42	0.50
1:G:815:ALA:HB1	1:G:821:ASP:CG	2.31	0.50
2:H:46:GLN:HA	2:H:49:ARG:CZ	2.42	0.50
2:I:196:THR:HG22	2:I:207:ARG:HD3	1.94	0.50
1:A:254:THR:O	1:A:258:GLN:HG3	2.12	0.49
1:A:274:LYS:CE	1:A:277:ARG:HE	2.24	0.49
1:B:906:THR:HA	1:B:909:LYS:CD	2.42	0.49
1:B:953:LEU:HD23	1:B:954:LEU:HD11	1.94	0.49

Continued on next page...

Continued from previous page...

Atom-1	Atom-2	Interatomic distance (Å)	Clash overlap (Å)
2:C:136:LEU:CD2	2:C:161:LEU:HD21	2.42	0.49
2:D:132:LEU:HD23	2:D:185:LEU:HB3	1.93	0.49
3:E:34:LEU:CD1	3:E:114:VAL:HG21	2.42	0.49
3:E:147:PRO:HG3	3:J:173:ILE:CD1	2.39	0.49
3:E:258:SER:HB2	3:E:259:GLU:OE2	2.11	0.49
1:G:876:GLU:O	1:G:879:GLU:HG2	2.12	0.49
1:G:915:ASN:HA	1:G:918:ARG:NE	2.27	0.49
2:H:60:LEU:HD12	2:H:60:LEU:C	2.32	0.49
2:I:155:GLN:OE1	2:I:203:ARG:HD2	2.12	0.49
3:J:158:ILE:O	3:J:162:GLU:N	2.34	0.49
1:A:275:GLN:OE1	1:A:275:GLN:HA	2.12	0.49
3:E:151:VAL:HG12	3:J:165:LEU:HD21	1.94	0.49
3:E:173:ILE:HD13	3:J:147:PRO:HG3	1.93	0.49
3:E:421:LEU:HD22	3:E:492:LEU:HD12	1.94	0.49
3:E:489:SER:O	3:E:493:MET:HG3	2.12	0.49
1:F:247:GLU:O	1:F:251:GLU:HG3	2.12	0.49
1:F:1021:ASP:OD1	1:F:1049:ILE:HB	2.12	0.49
1:F:1036:ILE:HD13	1:F:1036:ILE:N	2.26	0.49
1:G:113:THR:HB	1:G:120:GLN:HE21	1.77	0.49
3:J:105:ASP:O	3:J:109:VAL:HG23	2.11	0.49
1:A:195:PHE:O	1:A:197:VAL:HG13	2.12	0.49
1:B:879:GLU:O	1:B:883:ARG:HG3	2.11	0.49
1:B:955:ASP:OD2	1:B:957:ARG:NH2	2.42	0.49
2:D:226:LEU:HD22	3:E:385:LEU:CD2	2.43	0.49
1:F:963:ALA:HB1	1:F:979:THR:HA	1.93	0.49
1:G:822:ILE:HG22	1:G:826:LEU:HD11	1.94	0.49
1:G:881:MET:CE	1:G:893:ARG:HA	2.41	0.49
2:H:90:ASP:HB2	2:H:105:ARG:HB2	1.93	0.49
1:A:217:ILE:HG23	1:A:220:ILE:HD11	1.94	0.49
1:A:230:SER:HA	1:A:956:PRO:HD3	1.93	0.49
1:A:856:VAL:O	1:A:860:LEU:HG	2.12	0.49
1:B:30:HIS:HB3	1:B:1077:MET:CE	2.43	0.49
1:B:792:ARG:NH1	1:B:792:ARG:CB	2.76	0.49
1:B:805:LYS:HA	1:B:808:ASP:CG	2.32	0.49
1:B:999:ALA:HB2	1:B:1042:PHE:HE1	1.76	0.49
1:B:1032:ALA:HA	1:B:1035:ILE:HD12	1.92	0.49
1:B:1070:ARG:HA	1:B:1075:SER:HA	1.95	0.49
1:G:27:HIS:HA	1:G:102:ARG:NH2	2.27	0.49
1:G:195:PHE:O	1:G:197:VAL:HG23	2.13	0.49
1:G:909:LYS:HB2	1:G:912:ARG:HH22	1.78	0.49
2:I:137:ARG:HD3	2:I:210:ILE:HG23	1.95	0.49

Continued on next page...

Continued from previous page...

Atom-1	Atom-2	Interatomic distance (Å)	Clash overlap (Å)
1:A:221:PHE:CE2	1:A:894:LEU:HD22	2.48	0.49
1:A:874:LEU:HD22	1:A:896:THR:HG22	1.95	0.49
1:A:1031:VAL:HG12	1:A:1034:ARG:HH21	1.77	0.49
1:B:57:MET:HE2	1:B:206:ASN:HA	1.94	0.49
1:B:883:ARG:HB3	1:B:883:ARG:CZ	2.42	0.49
1:B:901:HIS:CE1	1:B:903:SER:H	2.31	0.49
3:E:277:SER:HA	3:E:285:ARG:NH1	2.27	0.49
1:F:15:LEU:HD11	1:F:17:ARG:O	2.12	0.49
1:F:974:VAL:HG13	1:G:92:ASP:OD1	2.13	0.49
1:G:34:ILE:HG23	1:G:39:THR:CG2	2.43	0.49
1:G:107:VAL:HG22	1:G:128:TRP:HB2	1.92	0.49
1:G:822:ILE:N	1:G:823:PRO:HD2	2.26	0.49
1:G:915:ASN:HA	1:G:918:ARG:CD	2.42	0.49
1:B:819:LEU:HD23	1:B:820:ASP:H	1.76	0.49
1:B:848:LEU:HD12	1:B:849:ASN:N	2.26	0.49
2:C:55:LEU:HA	2:C:61:LEU:CD1	2.37	0.49
1:F:269:TRP:CE3	1:F:822:ILE:HG13	2.48	0.49
1:F:1020:LEU:HB3	1:F:1023:ALA:HB2	1.93	0.49
2:H:47:LYS:HB2	2:H:47:LYS:HZ3	1.78	0.49
2:H:156:ILE:CD1	2:H:161:LEU:HD11	2.40	0.49
2:I:55:LEU:O	2:I:59:GLY:N	2.43	0.49
3:J:280:LEU:N	3:J:280:LEU:HD23	2.27	0.49
1:A:172:GLU:HB2	1:A:180:THR:HG21	1.94	0.49
1:B:60:LEU:HD22	1:B:60:LEU:N	2.27	0.49
1:B:846:ASP:OD2	1:B:850:ARG:NH2	2.45	0.49
1:B:999:ALA:CB	1:B:1042:PHE:HE1	2.26	0.49
3:E:8:ARG:HA	3:E:11:ASN:OD1	2.12	0.49
3:E:163:ARG:CZ	3:E:163:ARG:HB2	2.43	0.49
1:F:267:LEU:HD22	1:F:271:LYS:NZ	2.28	0.49
1:G:51:THR:HG23	1:G:83:TYR:CE1	2.48	0.49
1:G:148:ASN:CB	1:G:151:GLN:HE21	2.26	0.49
1:G:951:LYS:O	1:G:955:ASP:N	2.34	0.49
1:G:1018:ILE:HG23	1:G:1046:ALA:CB	2.43	0.49
3:J:421:LEU:HB3	3:J:489:SER:HB2	1.95	0.49
1:A:785:ARG:CZ	1:A:785:ARG:HB3	2.41	0.49
1:B:217:ILE:HD11	1:B:963:ALA:CA	2.42	0.49
1:B:815:ALA:HB1	1:B:821:ASP:CG	2.33	0.49
1:B:864:GLU:HA	1:B:864:GLU:OE2	2.13	0.49
1:B:871:GLU:O	1:B:874:LEU:HB3	2.12	0.49
1:B:887:GLN:CB	1:B:888:PRO:HD2	2.37	0.49
2:D:63:GLU:HB2	2:D:70:TYR:CE2	2.48	0.49

Continued on next page...

Continued from previous page...

Atom-1	Atom-2	Interatomic distance (Å)	Clash overlap (Å)
3:E:89:ILE:HD13	3:E:96:GLU:HB2	1.93	0.49
1:F:132:THR:O	1:F:132:THR:HG22	2.12	0.49
1:F:856:VAL:O	1:F:860:LEU:HG	2.13	0.49
1:G:97:GLN:HB3	1:G:100:ILE:CD1	2.39	0.49
1:G:252:LEU:HD21	1:G:841:LEU:HD13	1.94	0.49
1:G:906:THR:HA	1:G:909:LYS:HG2	1.95	0.49
3:J:96:GLU:OE2	3:J:99:GLY:HA2	2.12	0.49
3:J:133:GLN:O	3:J:137:GLU:HG2	2.12	0.49
3:J:421:LEU:HD13	3:J:492:LEU:HD12	1.95	0.49
1:B:845:LEU:CA	1:B:848:LEU:HG	2.39	0.49
2:C:156:ILE:HG13	2:C:156:ILE:O	2.13	0.49
2:D:60:LEU:HD12	2:D:60:LEU:C	2.33	0.49
3:E:96:GLU:OE1	3:E:96:GLU:HA	2.13	0.49
3:E:217:ILE:HD13	3:E:317:MET:HG2	1.94	0.49
3:E:261:LYS:H	3:E:261:LYS:CE	2.23	0.49
1:F:142:LEU:HD22	1:F:168:LEU:HD13	1.93	0.49
1:G:20:LEU:CD1	1:G:26:PHE:HD1	2.25	0.49
1:G:796:GLU:OE1	1:G:797:LEU:HD22	2.13	0.49
1:G:974:VAL:HG21	1:G:977:SER:HA	1.93	0.49
2:H:158:ILE:HD12	2:H:186:LEU:HD11	1.95	0.49
3:J:413:LEU:HD12	3:J:413:LEU:O	2.13	0.49
3:J:437:LEU:O	3:J:439:PRO:HD3	2.13	0.49
1:B:252:LEU:HA	1:B:840:LYS:HE2	1.93	0.49
1:F:228:ASP:HA	1:F:957:ARG:NH2	2.28	0.49
1:F:952:ALA:O	1:F:959:ARG:HG3	2.13	0.49
2:H:45:LEU:HD13	2:H:48:ILE:CD1	2.30	0.49
3:J:242:PRO:O	3:J:243:GLU:C	2.49	0.49
1:A:228:ASP:HA	1:A:957:ARG:NH2	2.28	0.48
1:B:851:SER:O	1:B:852:SER:HB2	2.13	0.48
2:D:55:LEU:O	2:D:59:GLY:N	2.41	0.48
3:E:242:PRO:HD3	1:F:834:GLU:HG3	1.93	0.48
3:J:40:LEU:HD11	3:J:53:ALA:HA	1.95	0.48
3:J:464:GLN:HB3	3:J:484:THR:OG1	2.13	0.48
1:A:5:SER:HB3	1:A:37:ASP:OD2	2.12	0.48
1:B:220:ILE:O	1:B:224:LEU:HB3	2.13	0.48
1:F:247:GLU:HA	1:F:247:GLU:OE2	2.13	0.48
1:G:1029:HIS:C	1:G:1029:HIS:ND1	2.66	0.48
3:J:474:GLU:OE1	3:J:476:ARG:HB2	2.13	0.48
1:A:252:LEU:HD21	1:A:256:ARG:HH22	1.78	0.48
1:A:876:GLU:O	1:A:879:GLU:HG2	2.13	0.48
1:B:250:GLN:HA	1:B:253:GLU:HG2	1.95	0.48

Continued on next page...

Continued from previous page...

Atom-1	Atom-2	Interatomic distance (Å)	Clash overlap (Å)
1:B:1055:MET:HG3	3:E:444:GLU:HG3	1.95	0.48
2:D:60:LEU:HD12	2:D:60:LEU:O	2.13	0.48
1:F:985:SER:HB2	4:G:1101:ADP:O3A	2.13	0.48
1:G:71:THR:HG23	1:G:74:HIS:HB2	1.94	0.48
2:I:60:LEU:C	2:I:60:LEU:HD12	2.33	0.48
3:J:108:GLU:HG3	3:J:200:ARG:HG3	1.95	0.48
3:J:129:LEU:HA	3:J:132:VAL:HG12	1.95	0.48
3:J:135:GLU:OE2	3:J:135:GLU:HA	2.13	0.48
3:J:137:GLU:OE1	3:J:137:GLU:HA	2.13	0.48
3:J:178:THR:O	3:J:182:VAL:HG23	2.13	0.48
3:J:233:ASN:CG	3:J:235:GLN:H	2.15	0.48
3:J:277:SER:HA	3:J:285:ARG:NH1	2.28	0.48
1:A:14:ILE:CD1	1:A:16:THR:HG22	2.43	0.48
1:A:801:MET:HE1	1:A:822:ILE:HG12	1.94	0.48
1:B:191:LEU:HD21	1:B:195:PHE:HE1	1.78	0.48
3:E:24:LEU:HD21	3:E:34:LEU:HD21	1.95	0.48
1:G:876:GLU:HA	1:G:879:GLU:CD	2.34	0.48
2:I:207:ARG:HB2	2:I:209:ILE:HG22	1.95	0.48
1:A:123:LEU:HD22	1:A:191:LEU:HD21	1.95	0.48
1:A:247:GLU:O	1:A:251:GLU:HG3	2.13	0.48
1:A:952:ALA:O	1:A:959:ARG:HG3	2.13	0.48
1:B:247:GLU:HA	1:B:250:GLN:CD	2.34	0.48
1:B:252:LEU:HA	1:B:840:LYS:HZ3	1.78	0.48
1:B:953:LEU:C	1:B:954:LEU:HD12	2.33	0.48
3:E:151:VAL:HG13	3:J:165:LEU:HD21	1.96	0.48
3:E:378:ASP:OD1	3:E:378:ASP:C	2.52	0.48
1:F:17:ARG:HH11	1:F:17:ARG:HG3	1.78	0.48
1:F:82:SER:O	1:F:86:GLY:N	2.45	0.48
1:G:126:LEU:C	1:G:127:LEU:HD22	2.34	0.48
3:J:241:THR:OG1	3:J:245:ARG:NH1	2.45	0.48
1:B:91:GLY:HA2	1:B:99:HIS:HB3	1.94	0.48
1:B:788:ALA:O	1:B:791:HIS:HB3	2.13	0.48
1:B:881:MET:HG3	1:B:995:TYR:HE1	1.78	0.48
3:E:229:GLU:HG2	3:E:229:GLU:O	2.13	0.48
3:E:474:GLU:OE1	3:E:476:ARG:HB2	2.13	0.48
1:F:122:ARG:CZ	1:F:122:ARG:HB2	2.44	0.48
2:I:215:ASP:CG	2:I:215:ASP:O	2.52	0.48
3:J:224:ARG:O	3:J:227:ILE:HG22	2.13	0.48
1:A:797:LEU:O	1:A:801:MET:HG3	2.13	0.48
1:A:1018:ILE:HD11	1:A:1039:LEU:HD11	1.95	0.48
1:A:1036:ILE:N	1:A:1036:ILE:HD13	2.28	0.48

Continued on next page...

Continued from previous page...

Atom-1	Atom-2	Interatomic distance (Å)	Clash overlap (Å)
1:B:251:GLU:O	1:B:840:LYS:NZ	2.46	0.48
2:C:143:TRP:CE3	2:C:154:ALA:HB2	2.49	0.48
2:D:225:TRP:CE3	2:D:226:LEU:HD23	2.48	0.48
3:E:173:ILE:HD13	3:J:147:PRO:CG	2.44	0.48
1:F:20:LEU:CD2	1:F:110:ILE:HG22	2.44	0.48
1:G:883:ARG:CZ	1:G:883:ARG:HB3	2.43	0.48
1:G:1050:THR:CG2	1:G:1053:LYS:H	2.26	0.48
2:H:143:TRP:CE3	2:H:154:ALA:HB2	2.49	0.48
2:I:48:ILE:HD11	2:I:76:HIS:ND1	2.28	0.48
3:J:153:THR:HA	3:J:156:ARG:CD	2.42	0.48
1:B:113:THR:HB	1:B:120:GLN:HE21	1.77	0.48
1:B:171:MET:O	1:B:175:ALA:N	2.43	0.48
2:C:62:GLU:HG3	2:C:99:LEU:HD12	1.95	0.48
1:F:168:LEU:HD23	1:F:171:MET:HE2	1.96	0.48
1:G:933:VAL:O	1:G:937:GLN:NE2	2.45	0.48
1:G:983:GLY:N	1:G:988:GLU:H	2.10	0.48
1:G:1076:ASN:HB2	3:J:454:ARG:HH21	1.75	0.48
3:J:217:ILE:HD13	3:J:317:MET:HG2	1.95	0.48
3:J:248:ASP:OD1	3:J:306:ARG:NH2	2.47	0.48
3:J:414:ILE:HG22	3:J:418:LEU:HD11	1.94	0.48
1:A:991:ILE:CD1	1:A:1035:ILE:HD11	2.44	0.48
3:E:191:LEU:HD21	3:J:191:LEU:HD21	1.94	0.48
1:G:800:ARG:N	1:G:800:ARG:CD	2.76	0.48
3:J:144:ASN:HD21	3:J:150:ARG:HG3	1.78	0.48
1:A:27:HIS:O	3:E:387:LEU:HD11	2.13	0.48
1:B:822:ILE:N	1:B:823:PRO:HD2	2.29	0.48
2:C:96:ILE:HD12	3:E:319:THR:CB	2.44	0.48
3:E:266:ARG:O	3:E:270:ILE:HG13	2.14	0.48
1:F:1031:VAL:HG12	1:F:1034:ARG:NH2	2.29	0.48
1:G:1087:ARG:HE	1:G:1087:ARG:HA	1.79	0.48
2:I:109:THR:O	2:I:109:THR:HG23	2.14	0.48
3:J:378:ASP:C	3:J:378:ASP:OD1	2.52	0.48
3:J:482:LEU:N	3:J:482:LEU:HD12	2.29	0.48
1:A:64:PRO:HA	1:A:206:ASN:HD21	1.79	0.47
1:A:919:PHE:O	2:H:138:GLN:NE2	2.47	0.47
1:B:238:VAL:HG21	1:B:856:VAL:HG22	1.96	0.47
2:C:128:GLU:OE2	2:C:185:LEU:HD21	2.14	0.47
3:E:70:TYR:CB	3:E:72:ILE:HG13	2.44	0.47
3:E:152:ALA:HB3	3:E:156:ARG:HH21	1.79	0.47
3:E:290:TRP:HA	3:E:290:TRP:CE3	2.49	0.47
1:F:269:TRP:CE3	1:F:822:ILE:HG21	2.49	0.47

Continued on next page...

Continued from previous page...

Atom-1	Atom-2	Interatomic distance (Å)	Clash overlap (Å)
1:F:978:ARG:HA	1:G:90:PRO:HG3	1.96	0.47
1:G:141:ARG:HH12	1:G:184:LYS:N	2.07	0.47
1:G:914:LEU:HD23	1:G:914:LEU:C	2.35	0.47
1:G:1059:ARG:HB2	3:J:443:LEU:CD2	2.43	0.47
2:H:57:LYS:HE3	2:H:58:TYR:CZ	2.49	0.47
3:J:50:LEU:O	3:J:54:ILE:HG12	2.14	0.47
3:J:122:MET:HB3	3:J:125:THR:HG21	1.96	0.47
3:J:192:ALA:HB1	3:J:291:LEU:HD11	1.95	0.47
1:A:128:TRP:NE1	1:A:140:LYS:HB2	2.28	0.47
1:B:796:GLU:O	1:B:800:ARG:HD2	2.14	0.47
1:B:1080:LEU:HD23	1:B:1080:LEU:C	2.35	0.47
3:E:200:ARG:HD2	3:E:200:ARG:N	2.29	0.47
1:F:32:ALA:HB2	1:F:1077:MET:CE	2.43	0.47
1:F:875:ASN:C	1:F:875:ASN:OD1	2.52	0.47
1:F:892:LEU:HD11	1:F:964:VAL:HG11	1.95	0.47
1:F:987:GLY:HA3	1:G:45:THR:CG2	2.43	0.47
1:G:953:LEU:C	1:G:954:LEU:HD12	2.34	0.47
2:H:106:LEU:O	2:H:106:LEU:HD12	2.14	0.47
2:I:91:ILE:O	2:I:91:ILE:HG13	2.14	0.47
1:B:59:LEU:CD2	1:B:110:ILE:HD11	2.45	0.47
2:D:109:THR:O	2:D:109:THR:HG23	2.14	0.47
2:D:137:ARG:HD3	2:D:210:ILE:HG23	1.97	0.47
1:F:998:THR:HG21	1:F:1039:LEU:HA	1.96	0.47
1:G:845:LEU:HD12	1:G:846:ASP:N	2.29	0.47
1:G:999:ALA:HB2	1:G:1042:PHE:HE1	1.78	0.47
1:G:1018:ILE:CG2	1:G:1046:ALA:HB2	2.44	0.47
2:I:60:LEU:HD12	2:I:60:LEU:O	2.14	0.47
2:I:222:LEU:HD12	3:J:377:VAL:HG12	1.96	0.47
1:A:272:TYR:HA	1:A:793:LEU:CD2	2.42	0.47
1:A:892:LEU:CD2	1:A:964:VAL:HG13	2.38	0.47
1:B:159:VAL:HG13	1:B:167:LEU:CG	2.42	0.47
2:C:96:ILE:HG21	3:E:321:LEU:HD11	1.95	0.47
3:E:146:ASN:OD1	3:E:148:ALA:N	2.45	0.47
3:E:267:LEU:HD12	3:E:288:LEU:HG	1.96	0.47
3:E:338:LEU:O	3:E:341:LYS:HG2	2.14	0.47
1:F:20:LEU:O	1:F:29:LEU:HD12	2.14	0.47
1:F:65:ARG:H	1:F:206:ASN:HD21	1.62	0.47
1:F:275:GLN:OE1	1:F:275:GLN:HA	2.13	0.47
1:G:113:THR:HG21	1:G:122:ARG:NH1	2.29	0.47
3:J:174:GLU:HA	3:J:174:GLU:OE1	2.14	0.47
1:A:1052:ASN:HA	1:A:1055:MET:CE	2.45	0.47

Continued on next page...

Continued from previous page...

Atom-1	Atom-2	Interatomic distance (Å)	Clash overlap (Å)
1:B:43:GLY:O	1:B:49:LYS:NZ	2.39	0.47
1:B:259:GLN:O	1:B:263:GLN:HG3	2.14	0.47
3:E:123:THR:OG1	3:J:194:SER:O	2.29	0.47
3:E:153:THR:HA	3:E:156:ARG:NH1	2.28	0.47
3:E:421:LEU:HD13	3:E:492:LEU:HD12	1.97	0.47
3:E:426:ARG:O	3:E:428:VAL:HG23	2.13	0.47
1:F:266:ALA:O	1:F:270:GLU:HG3	2.14	0.47
1:F:782:GLU:N	1:F:782:GLU:OE1	2.48	0.47
1:G:153:LEU:CD2	1:G:157:LEU:HD23	2.40	0.47
1:B:228:ASP:HA	1:B:957:ARG:NE	2.29	0.47
3:E:128:ARG:HA	3:E:131:THR:HB	1.96	0.47
3:E:152:ALA:CB	3:E:156:ARG:HH21	2.27	0.47
1:F:279:LEU:CD2	1:F:787:LYS:HE3	2.45	0.47
2:H:117:HIS:O	2:H:120:VAL:HG12	2.15	0.47
3:J:161:LEU:HD23	3:J:161:LEU:O	2.14	0.47
1:A:172:GLU:CG	1:A:180:THR:HG23	2.43	0.47
1:B:171:MET:HA	1:B:174:GLU:OE1	2.14	0.47
1:B:217:ILE:HD11	1:B:963:ALA:HA	1.97	0.47
1:B:239:ALA:HB1	1:B:939:ARG:CD	2.43	0.47
1:B:862:HIS:CE1	1:B:866:GLU:HG3	2.50	0.47
1:B:1018:ILE:HG23	1:B:1046:ALA:CB	2.44	0.47
2:C:121:ARG:O	2:C:122:ARG:HB2	2.15	0.47
2:D:78:GLU:HA	2:D:81:THR:HG22	1.96	0.47
2:D:106:LEU:HD23	2:D:106:LEU:HA	1.78	0.47
3:E:39:THR:HG21	3:J:5:THR:HG21	1.96	0.47
3:E:62:ILE:HD11	3:E:77:PRO:CG	2.44	0.47
3:E:86:ARG:O	3:E:90:LYS:HG2	2.15	0.47
3:E:105:ASP:O	3:E:109:VAL:HG23	2.14	0.47
3:E:487:LEU:CG	3:E:492:LEU:HD11	2.29	0.47
1:F:12:SER:HB3	1:F:1013:PRO:O	2.14	0.47
1:G:19:GLU:CB	1:G:153:LEU:HD13	2.45	0.47
1:G:30:HIS:CE1	1:G:1076:ASN:HB3	2.50	0.47
1:G:1059:ARG:HB2	3:J:443:LEU:HD22	1.96	0.47
2:I:209:ILE:HD11	3:J:369:ILE:HG12	1.97	0.47
3:J:70:TYR:CB	3:J:72:ILE:HG13	2.44	0.47
3:J:192:ALA:HB1	3:J:291:LEU:CD1	2.44	0.47
3:J:255:ARG:HB3	3:J:255:ARG:NH1	2.30	0.47
3:J:426:ARG:O	3:J:428:VAL:HG23	2.15	0.47
1:A:52:LEU:HD11	1:A:1077:MET:CE	2.45	0.47
1:A:966:VAL:HG13	1:A:976:GLU:HB3	1.97	0.47
1:A:1079:SER:O	2:D:177:LYS:NZ	2.44	0.47

Continued on next page...

Continued from previous page...

Atom-1	Atom-2	Interatomic distance (Å)	Clash overlap (Å)
1:B:151:GLN:OE1	1:B:178:LEU:HG	2.14	0.47
1:B:242:PHE:HD2	1:B:935:VAL:CG2	2.28	0.47
3:E:161:LEU:HD23	3:J:154:LEU:HD21	1.93	0.47
1:F:782:GLU:O	1:F:785:ARG:NH2	2.47	0.47
1:G:812:LEU:CD2	1:G:825:TYR:HA	2.45	0.47
2:H:226:LEU:CD1	3:J:342:LEU:HD11	2.44	0.47
1:A:797:LEU:HD12	1:A:822:ILE:HD11	1.95	0.47
1:B:195:PHE:HA	1:B:1014:LEU:HD23	1.95	0.47
2:C:46:GLN:HA	2:C:49:ARG:NH2	2.30	0.47
2:C:155:GLN:HG2	2:C:205:VAL:HG22	1.96	0.47
2:D:61:LEU:HD21	2:D:69:LEU:HB3	1.95	0.47
3:E:173:ILE:CG2	3:J:147:PRO:HA	2.33	0.47
1:F:224:LEU:CD2	1:F:997:LEU:HD12	2.45	0.47
1:F:225:VAL:HG23	1:F:226:LEU:HG	1.97	0.47
1:G:163:GLY:O	1:G:166:ARG:HG2	2.14	0.47
2:H:96:ILE:HD12	3:J:319:THR:CB	2.42	0.47
2:I:227:ARG:O	2:I:230:ILE:HG12	2.15	0.47
3:J:271:LEU:HD21	3:J:285:ARG:O	2.15	0.47
1:B:7:LEU:O	1:B:11:GLU:HG2	2.15	0.47
1:B:64:PRO:HG2	1:B:66:TYR:OH	2.15	0.47
1:B:71:THR:HG23	1:B:74:HIS:HB2	1.97	0.47
1:B:120:GLN:HE22	1:B:122:ARG:CB	2.28	0.47
1:B:878:ASN:ND2	1:B:894:LEU:H	2.13	0.47
2:D:55:LEU:CD1	2:D:61:LEU:HB2	2.45	0.47
1:F:15:LEU:HD12	1:F:113:THR:O	2.14	0.47
1:F:185:LYS:CE	1:F:185:LYS:HA	2.44	0.47
1:G:938:LEU:HD23	1:G:953:LEU:CD2	2.45	0.47
2:H:85:GLU:HG2	2:I:43:ARG:NH2	2.30	0.47
1:A:52:LEU:HD11	1:A:1077:MET:HE3	1.96	0.46
1:A:82:SER:HB2	1:A:87:VAL:CG2	2.45	0.46
1:A:887:GLN:HB2	1:A:890:ARG:CB	2.43	0.46
1:A:1029:HIS:CE1	3:E:410:ARG:HD2	2.50	0.46
1:A:1052:ASN:ND2	3:E:400:ASP:OD1	2.47	0.46
1:B:914:LEU:O	1:B:914:LEU:HD23	2.15	0.46
2:C:106:LEU:O	2:C:106:LEU:HD12	2.14	0.46
3:E:154:LEU:CA	3:J:161:LEU:HD21	2.45	0.46
3:E:233:ASN:CG	3:E:235:GLN:H	2.17	0.46
3:E:437:LEU:O	3:E:439:PRO:HD3	2.14	0.46
1:F:195:PHE:O	1:F:197:VAL:HG13	2.15	0.46
1:F:228:ASP:OD1	1:F:230:SER:N	2.28	0.46
1:F:1040:ARG:HG2	1:F:1040:ARG:HH11	1.80	0.46

Continued on next page...

Continued from previous page...

Atom-1	Atom-2	Interatomic distance (Å)	Clash overlap (Å)
1:G:71:THR:HG22	1:G:74:HIS:N	2.30	0.46
1:G:902:GLU:HA	1:G:905:ARG:NH1	2.30	0.46
2:H:162:LEU:HB2	2:H:163:PRO:HD3	1.97	0.46
2:H:209:ILE:HD12	2:H:209:ILE:HA	1.82	0.46
2:I:122:ARG:CZ	3:J:373:ARG:HH21	2.27	0.46
3:J:290:TRP:HA	3:J:290:TRP:CE3	2.49	0.46
1:A:12:SER:HB3	1:A:1013:PRO:O	2.15	0.46
1:A:974:VAL:HG13	1:B:92:ASP:OD1	2.15	0.46
1:B:874:LEU:HD21	1:B:895:ASP:O	2.16	0.46
1:B:914:LEU:HD23	1:B:914:LEU:C	2.35	0.46
1:B:995:TYR:HH	1:B:1042:PHE:HE2	1.62	0.46
2:C:85:GLU:HG2	2:D:43:ARG:HH21	1.80	0.46
2:D:105:ARG:O	2:D:105:ARG:HG2	2.14	0.46
3:E:257:SER:HA	3:E:261:LYS:HZ1	1.80	0.46
1:F:57:MET:SD	1:F:206:ASN:HA	2.55	0.46
1:G:272:TYR:HE1	1:G:790:LEU:CD2	2.26	0.46
1:G:955:ASP:OD2	1:G:957:ARG:NH2	2.45	0.46
1:G:1020:LEU:HD11	1:G:1048:PHE:HD1	1.80	0.46
1:A:806:ARG:HH22	1:B:806:ARG:CA	2.28	0.46
1:B:56:LEU:HD12	1:B:56:LEU:O	2.15	0.46
1:B:142:LEU:HD13	1:B:142:LEU:C	2.36	0.46
2:D:47:LYS:HA	2:D:47:LYS:CE	2.43	0.46
1:G:978:ARG:HH21	1:G:979:THR:HB	1.80	0.46
3:J:437:LEU:HD23	3:J:437:LEU:HA	1.76	0.46
1:A:17:ARG:HH11	1:A:17:ARG:HG3	1.79	0.46
1:A:252:LEU:HD21	1:A:256:ARG:NH2	2.30	0.46
1:B:192:ARG:HD2	1:B:198:GLY:CA	2.46	0.46
1:B:271:LYS:HD2	1:B:271:LYS:O	2.16	0.46
1:B:855:GLY:CA	1:B:858:GLN:HG2	2.46	0.46
2:C:172:PRO:HG3	2:C:181:ARG:NH1	2.30	0.46
3:E:174:GLU:HA	3:E:174:GLU:OE1	2.15	0.46
3:E:399:ASP:O	3:E:403:ASP:OD2	2.32	0.46
1:G:17:ARG:NH1	1:G:31:GLN:OE1	2.46	0.46
1:G:64:PRO:HG2	1:G:66:TYR:OH	2.15	0.46
1:G:228:ASP:HA	1:G:957:ARG:NE	2.30	0.46
1:G:1057:LEU:HD12	1:G:1058:LEU:H	1.80	0.46
1:A:15:LEU:HB3	1:A:1017:THR:HG21	1.98	0.46
1:A:41:VAL:HB	1:A:1049:ILE:CD1	2.45	0.46
1:B:17:ARG:NH1	1:B:31:GLN:OE1	2.47	0.46
1:B:783:ILE:HD12	1:B:786:VAL:HG23	1.97	0.46
3:E:135:GLU:OE1	3:J:135:GLU:OE1	2.33	0.46

Continued on next page...

Continued from previous page...

Atom-1	Atom-2	Interatomic distance (Å)	Clash overlap (Å)
1:F:783:ILE:O	1:F:787:LYS:HG2	2.15	0.46
1:G:220:ILE:HD11	1:G:993:ALA:HB1	1.98	0.46
2:H:156:ILE:HG13	2:H:156:ILE:O	2.14	0.46
3:J:229:GLU:O	3:J:229:GLU:HG2	2.15	0.46
1:A:122:ARG:HB2	1:A:122:ARG:NH1	2.31	0.46
1:A:185:LYS:HD3	1:A:185:LYS:HA	1.65	0.46
1:A:978:ARG:HA	1:B:90:PRO:HG3	1.97	0.46
1:B:978:ARG:HH21	1:B:979:THR:HB	1.81	0.46
1:B:1018:ILE:CG2	1:B:1046:ALA:HB2	2.46	0.46
1:B:1035:ILE:HD12	1:B:1035:ILE:H	1.81	0.46
1:B:1057:LEU:HD12	1:B:1058:LEU:H	1.77	0.46
2:D:196:THR:HG22	2:D:207:ARG:HD3	1.96	0.46
3:E:95:VAL:HG23	3:E:102:PHE:HB2	1.96	0.46
3:E:431:ALA:H	3:E:466:GLU:CD	2.14	0.46
1:F:1057:LEU:HD12	1:F:1057:LEU:C	2.34	0.46
1:G:1086:GLU:O	1:G:1087:ARG:C	2.54	0.46
2:I:93:ILE:HD13	2:I:100:LEU:HD21	1.98	0.46
2:I:105:ARG:O	2:I:105:ARG:HG2	2.15	0.46
3:J:265:GLU:HA	3:J:265:GLU:OE2	2.15	0.46
3:J:296:VAL:O	3:J:300:GLN:HG2	2.14	0.46
3:J:413:LEU:O	3:J:417:THR:HG23	2.16	0.46
3:J:424:GLU:HB3	3:J:426:ARG:HG2	1.97	0.46
1:A:87:VAL:HG12	1:A:100:ILE:HG13	1.96	0.46
1:A:90:PRO:HD2	4:A:1101:ADP:N3	2.30	0.46
1:A:1020:LEU:HB3	1:A:1023:ALA:HB2	1.97	0.46
1:B:179:TRP:HB3	1:B:181:TYR:CE1	2.51	0.46
1:B:787:LYS:O	1:B:787:LYS:HD3	2.16	0.46
1:B:796:GLU:CD	1:B:800:ARG:HD3	2.36	0.46
1:B:842:ASN:HA	1:B:845:LEU:HD21	1.97	0.46
1:B:906:THR:HA	1:B:909:LYS:HG2	1.98	0.46
3:E:165:LEU:HD21	3:J:151:VAL:CG1	2.46	0.46
3:E:451:GLY:O	3:E:455:GLU:HB2	2.16	0.46
1:F:20:LEU:HD11	1:F:52:LEU:HD12	1.97	0.46
1:G:20:LEU:HD21	1:G:110:ILE:HG22	1.95	0.46
1:G:846:ASP:OD2	1:G:850:ARG:NH2	2.49	0.46
1:G:890:ARG:HH11	1:G:890:ARG:HG3	1.80	0.46
1:G:892:LEU:HD12	1:G:964:VAL:HG13	1.96	0.46
1:G:967:MET:HE2	1:G:972:GLY:O	2.15	0.46
2:H:216:PRO:HD3	3:J:328:VAL:CG2	2.45	0.46
3:J:469:GLU:OE1	3:J:469:GLU:HA	2.16	0.46
1:B:105:LYS:HG3	1:B:129:PHE:O	2.16	0.46

Continued on next page...

Continued from previous page...

Atom-1	Atom-2	Interatomic distance (Å)	Clash overlap (Å)
1:B:115:GLU:OE1	1:B:120:GLN:HB2	2.16	0.46
1:B:983:GLY:N	1:B:988:GLU:H	2.12	0.46
2:C:126:ASN:HA	3:E:352:GLN:O	2.16	0.46
1:F:39:THR:HG21	1:F:1066:ILE:CD1	2.46	0.46
1:G:105:LYS:HE3	1:G:130:ASP:CA	2.45	0.46
1:G:889:ASP:O	1:G:889:ASP:OD1	2.34	0.46
1:G:944:ARG:HD3	1:G:944:ARG:N	2.31	0.46
2:H:121:ARG:O	2:H:122:ARG:HB2	2.15	0.46
3:J:128:ARG:HH21	3:J:191:LEU:HG	1.81	0.46
3:J:469:GLU:OE1	3:J:479:ARG:HA	2.16	0.46
1:B:881:MET:CE	1:B:892:LEU:HG	2.45	0.46
1:B:894:LEU:H	1:B:894:LEU:HD23	1.81	0.46
2:D:143:TRP:CE2	2:D:154:ALA:HA	2.51	0.46
3:E:117:LEU:CD2	3:J:19:HIS:ND1	2.79	0.46
3:E:120:ARG:O	3:J:201:ARG:NH2	2.44	0.46
1:F:92:ASP:HB2	1:G:981:SER:HB2	1.96	0.46
1:F:907:LEU:HD22	1:F:953:LEU:HD11	1.97	0.46
1:F:1035:ILE:HG22	1:F:1036:ILE:HD13	1.98	0.46
1:G:122:ARG:HD2	1:G:151:GLN:O	2.16	0.46
3:J:472:ASP:OD2	3:J:478:TRP:NE1	2.46	0.46
1:B:42:ILE:HA	1:B:1050:THR:O	2.15	0.46
1:B:71:THR:HG22	1:B:74:HIS:N	2.30	0.46
1:B:97:GLN:HB3	1:B:100:ILE:CD1	2.38	0.46
1:B:120:GLN:HE22	1:B:122:ARG:HB2	1.81	0.46
1:B:142:LEU:CD1	1:B:144:LEU:HD11	2.46	0.46
1:B:845:LEU:HD12	1:B:846:ASP:N	2.31	0.46
1:B:890:ARG:HH11	1:B:890:ARG:HG3	1.80	0.46
3:E:210:ASP:O	3:E:214:ARG:HG3	2.15	0.46
3:E:231:LEU:HD23	3:E:231:LEU:HA	1.73	0.46
1:F:36:GLN:HG3	1:F:37:ASP:OD1	2.16	0.46
1:F:40:ALA:O	1:F:1065:ALA:HA	2.16	0.46
1:F:41:VAL:HB	1:F:1049:ILE:CD1	2.44	0.46
2:H:106:LEU:HB2	2:H:110:PRO:CG	2.45	0.46
2:I:44:THR:H	2:I:44:THR:HG1	1.56	0.46
3:J:38:LYS:O	3:J:38:LYS:HD2	2.16	0.46
1:A:92:ASP:HB2	1:B:981:SER:HB2	1.98	0.45
1:A:797:LEU:CD1	1:A:822:ILE:HD11	2.46	0.45
1:A:931:LEU:HD12	1:A:931:LEU:O	2.16	0.45
1:B:903:SER:HA	1:B:906:THR:HG22	1.97	0.45
2:C:54:GLU:HG3	2:C:69:LEU:HD22	1.97	0.45
2:C:90:ASP:HB2	2:C:105:ARG:HB2	1.98	0.45

Continued on next page...

Continued from previous page...

Atom-1	Atom-2	Interatomic distance (Å)	Clash overlap (Å)
3:E:155:ARG:CG	3:J:165:LEU:CD2	2.93	0.45
3:E:288:LEU:HD12	3:E:288:LEU:O	2.16	0.45
1:F:234:ARG:HD3	3:J:66:SER:HB2	1.98	0.45
1:G:30:HIS:HE1	1:G:1076:ASN:HB3	1.81	0.45
1:A:782:GLU:N	1:A:782:GLU:OE1	2.48	0.45
1:B:121:VAL:HG21	1:B:194:PHE:HE1	1.79	0.45
1:B:141:ARG:HH11	1:B:143:TRP:HZ2	1.63	0.45
3:E:6:ARG:O	3:E:10:GLU:HG2	2.16	0.45
3:E:491:ALA:O	3:E:495:ILE:HG23	2.15	0.45
1:F:221:PHE:O	1:F:226:LEU:HD11	2.16	0.45
1:F:806:ARG:HG3	1:G:806:ARG:NH1	2.29	0.45
1:G:88:SER:OG	1:G:1070:ARG:NH2	2.49	0.45
1:G:151:GLN:HG3	1:G:178:LEU:HD11	1.98	0.45
1:G:864:GLU:HA	1:G:864:GLU:OE2	2.15	0.45
3:J:409:ASP:OD2	3:J:412:VAL:HB	2.16	0.45
3:J:443:LEU:HA	3:J:446:PHE:HD2	1.82	0.45
1:A:14:ILE:O	1:A:16:THR:HG23	2.16	0.45
1:A:59:LEU:O	1:A:187:TYR:OH	2.29	0.45
1:B:845:LEU:HA	1:B:848:LEU:CD2	2.46	0.45
1:B:877:LEU:C	1:B:877:LEU:HD13	2.36	0.45
1:B:1084:GLU:HB2	3:E:478:TRP:HZ3	1.79	0.45
1:F:791:HIS:HA	1:G:791:HIS:HE1	1.82	0.45
1:G:894:LEU:HD23	1:G:894:LEU:H	1.81	0.45
1:G:999:ALA:HA	1:G:1042:PHE:CE1	2.52	0.45
2:I:165:LEU:HD11	2:I:182:LEU:HD23	1.97	0.45
1:A:53:VAL:O	1:A:57:MET:HG2	2.16	0.45
1:A:268:SER:OG	1:A:797:LEU:HD22	2.17	0.45
1:B:144:LEU:HD12	1:B:144:LEU:N	2.31	0.45
1:B:191:LEU:HD13	1:B:195:PHE:CD1	2.47	0.45
1:B:242:PHE:HD2	1:B:935:VAL:HG21	1.81	0.45
1:B:1019:ILE:HD13	1:B:1047:VAL:HG22	1.98	0.45
2:C:55:LEU:HD13	2:C:61:LEU:HD13	1.99	0.45
2:D:65:SER:C	2:D:66:LYS:HD2	2.36	0.45
2:D:70:TYR:HD1	2:D:100:LEU:HD11	1.80	0.45
2:D:158:ILE:HG23	2:D:182:LEU:HD12	1.97	0.45
3:E:220:GLU:OE2	3:E:223:HIS:HA	2.17	0.45
3:E:421:LEU:HB3	3:E:489:SER:HB2	1.98	0.45
1:F:15:LEU:CD2	1:F:34:ILE:HD12	2.46	0.45
1:F:803:GLU:O	1:F:806:ARG:HB3	2.17	0.45
1:F:828:ARG:HA	1:F:828:ARG:HD2	1.85	0.45
1:F:890:ARG:O	1:F:891:TYR:CD2	2.69	0.45

Continued on next page...

Continued from previous page...

Atom-1	Atom-2	Interatomic distance (Å)	Clash overlap (Å)
1:G:238:VAL:HG22	1:G:856:VAL:HG22	1.99	0.45
1:G:253:GLU:HB3	1:G:256:ARG:HH21	1.81	0.45
1:G:1080:LEU:HD23	1:G:1080:LEU:C	2.37	0.45
1:G:1085:LEU:HB2	3:J:477:ARG:NH2	2.32	0.45
3:J:62:ILE:HD11	3:J:77:PRO:HG3	1.98	0.45
1:A:81:ILE:HD13	1:A:139:MET:CE	2.47	0.45
1:B:126:LEU:O	1:B:127:LEU:HD22	2.17	0.45
1:B:876:GLU:HA	1:B:879:GLU:CG	2.47	0.45
2:C:41:GLU:OE2	2:C:42:THR:HG22	2.17	0.45
2:C:106:LEU:HB2	2:C:110:PRO:CG	2.46	0.45
2:D:187:ASP:C	2:D:187:ASP:OD1	2.55	0.45
3:E:23:ILE:HG22	3:E:88:TRP:CH2	2.51	0.45
3:E:194:SER:O	3:J:123:THR:HG22	2.17	0.45
1:F:1018:ILE:HD11	1:F:1039:LEU:CD1	2.47	0.45
1:F:1079:SER:O	2:I:177:LYS:NZ	2.46	0.45
1:G:272:TYR:CE1	1:G:790:LEU:HD21	2.47	0.45
1:G:901:HIS:ND1	1:G:903:SER:HB2	2.32	0.45
1:G:1080:LEU:HD23	1:G:1081:SER:N	2.32	0.45
1:G:1083:GLU:OE2	1:G:1085:LEU:HD23	2.17	0.45
1:A:912:ARG:HH21	3:J:340:LEU:HD23	1.81	0.45
1:B:139:MET:CE	1:B:141:ARG:HB3	2.46	0.45
1:B:944:ARG:HD3	1:B:944:ARG:N	2.31	0.45
1:B:1028:SER:O	1:B:1031:VAL:HG22	2.16	0.45
2:D:141:VAL:O	2:D:145:GLN:HG2	2.16	0.45
3:E:155:ARG:HG2	3:J:165:LEU:HD23	1.99	0.45
3:E:253:GLN:HG3	3:J:126:ALA:HB1	1.98	0.45
3:E:368:ALA:O	3:E:370:GLU:N	2.49	0.45
1:G:42:ILE:HA	1:G:1050:THR:O	2.16	0.45
1:G:85:ARG:NE	1:G:134:SER:OG	2.50	0.45
1:G:855:GLY:O	1:G:857:THR:N	2.50	0.45
1:G:914:LEU:HD23	1:G:914:LEU:O	2.17	0.45
3:J:198:ASP:OD1	3:J:198:ASP:N	2.48	0.45
1:A:65:ARG:N	1:A:206:ASN:HD21	2.12	0.45
1:A:247:GLU:OE2	1:A:247:GLU:CA	2.64	0.45
1:B:145:PHE:CZ	1:B:194:PHE:CD1	3.04	0.45
1:B:997:LEU:HD12	1:B:1000:SER:OG	2.16	0.45
1:B:999:ALA:HA	1:B:1042:PHE:CE1	2.52	0.45
1:B:1086:GLU:O	1:B:1087:ARG:C	2.55	0.45
3:E:157:ARG:HB3	3:J:161:LEU:CD1	2.36	0.45
1:F:196:GLU:OE1	2:H:177:LYS:NZ	2.36	0.45
1:F:1054:GLU:HG2	1:F:1057:LEU:HD23	1.98	0.45

Continued on next page...

Continued from previous page...

Atom-1	Atom-2	Interatomic distance (Å)	Clash overlap (Å)
1:G:275:GLN:HE22	1:G:786:VAL:CB	2.29	0.45
1:G:796:GLU:O	1:G:800:ARG:HG2	2.16	0.45
1:G:803:GLU:OE1	1:G:803:GLU:N	2.50	0.45
3:J:54:ILE:CD1	3:J:82:SER:HA	2.46	0.45
1:B:71:THR:CG2	1:B:74:HIS:HB2	2.47	0.45
1:B:85:ARG:NE	1:B:134:SER:OG	2.49	0.45
2:D:158:ILE:HD12	2:D:202:GLU:HB3	1.99	0.45
3:E:173:ILE:HD13	3:J:147:PRO:CB	2.47	0.45
1:F:887:GLN:HB2	1:F:890:ARG:CB	2.46	0.45
1:G:116:ARG:HG2	1:G:116:ARG:NH1	2.32	0.45
1:G:252:LEU:HA	1:G:840:LYS:HE2	1.98	0.45
2:H:71:ARG:O	2:H:75:SER:OG	2.28	0.45
1:A:808:ASP:OD1	1:A:810:GLY:N	2.50	0.45
1:A:824:VAL:HG23	1:A:825:TYR:N	2.32	0.45
1:B:116:ARG:HG2	1:B:116:ARG:NH1	2.31	0.45
1:B:881:MET:HE1	1:B:892:LEU:HG	1.99	0.45
2:D:169:LEU:O	3:E:388:SER:OG	2.30	0.45
2:D:207:ARG:HB2	2:D:209:ILE:HG22	1.98	0.45
3:E:14:SER:HB3	1:F:850:ARG:NE	2.31	0.45
3:E:97:ARG:O	3:E:98:ASP:HB3	2.17	0.45
3:E:132:VAL:HG11	3:J:195:LEU:HD11	1.98	0.45
3:E:340:LEU:HD23	1:F:912:ARG:HH21	1.81	0.45
1:F:130:ASP:OD2	1:F:130:ASP:N	2.35	0.45
1:G:74:HIS:N	1:G:74:HIS:HD1	2.15	0.45
1:G:116:ARG:NH1	1:G:117:GLU:HB3	2.27	0.45
2:H:46:GLN:HA	2:H:49:ARG:NH2	2.31	0.45
1:A:23:TRP:NE1	1:A:55:ALA:HB2	2.33	0.45
1:A:874:LEU:CD2	1:A:896:THR:HG22	2.47	0.45
1:B:146:SER:OG	1:B:151:GLN:NE2	2.50	0.45
1:B:192:ARG:HD2	1:B:198:GLY:C	2.38	0.45
1:B:812:LEU:HD21	1:B:825:TYR:HA	1.99	0.45
2:C:47:LYS:HB2	2:C:47:LYS:NZ	2.31	0.45
3:E:138:ASN:ND2	3:J:134:ARG:NH1	2.66	0.45
1:F:234:ARG:HD3	3:J:66:SER:CB	2.47	0.45
1:F:985:SER:HB2	4:G:1101:ADP:PB	2.57	0.45
1:F:1056:ARG:HH21	3:J:406:ASN:CB	2.30	0.45
1:A:27:HIS:O	1:A:30:HIS:NE2	2.49	0.44
1:A:59:LEU:HD13	1:A:123:LEU:HB2	1.98	0.44
1:A:812:LEU:HG	1:A:825:TYR:CD1	2.52	0.44
1:A:1056:ARG:NH2	3:E:407:GLY:H	2.15	0.44
1:B:234:ARG:HA	1:B:237:GLU:CD	2.36	0.44

Continued on next page...

Continued from previous page...

Atom-1	Atom-2	Interatomic distance (Å)	Clash overlap (Å)
1:B:849:ASN:HA	1:B:853:ASP:OD2	2.17	0.44
1:B:1085:LEU:CD1	3:E:477:ARG:HD3	2.41	0.44
2:D:159:ASP:O	2:D:163:PRO:HD3	2.18	0.44
1:F:33:ALA:O	1:F:1066:ILE:HD11	2.16	0.44
1:F:34:ILE:HD13	1:F:1047:VAL:HG21	1.99	0.44
1:G:874:LEU:HD21	1:G:894:LEU:CD1	2.48	0.44
1:G:1006:CYS:HA	1:G:1013:PRO:HA	1.99	0.44
3:J:378:ASP:OD1	3:J:380:GLU:N	2.50	0.44
3:J:440:ALA:O	3:J:441:HIS:ND1	2.48	0.44
1:A:81:ILE:CD1	1:A:129:PHE:HZ	2.30	0.44
1:B:258:GLN:OE1	1:B:808:ASP:HA	2.18	0.44
1:B:878:ASN:OD1	1:B:893:ARG:HB2	2.17	0.44
1:B:1042:PHE:O	1:B:1044:LEU:HD23	2.18	0.44
2:C:62:GLU:CG	2:C:99:LEU:HD12	2.47	0.44
3:E:154:LEU:CB	3:J:161:LEU:HD21	2.43	0.44
3:E:243:GLU:CG	3:J:122:MET:HE3	2.47	0.44
1:G:234:ARG:NH2	1:G:859:LEU:HA	2.30	0.44
1:G:999:ALA:CB	1:G:1042:PHE:HE1	2.30	0.44
3:J:128:ARG:HA	3:J:131:THR:HB	1.97	0.44
3:J:421:LEU:HD22	3:J:492:LEU:HD12	1.98	0.44
1:A:143:TRP:CE2	1:A:184:LYS:HG3	2.52	0.44
1:B:20:LEU:CD1	1:B:26:PHE:HD1	2.29	0.44
1:B:271:LYS:CG	1:B:793:LEU:HD11	2.48	0.44
2:C:156:ILE:HD11	2:C:204:ILE:HD11	1.99	0.44
2:D:48:ILE:HD11	2:D:76:HIS:ND1	2.32	0.44
1:F:979:THR:HG23	1:F:979:THR:O	2.17	0.44
1:G:192:ARG:HD2	1:G:198:GLY:CA	2.47	0.44
3:J:432:GLU:OE1	3:J:432:GLU:N	2.44	0.44
1:A:143:TRP:CH2	1:A:184:LYS:HE3	2.52	0.44
1:A:221:PHE:O	1:A:226:LEU:HD11	2.18	0.44
1:B:74:HIS:N	1:B:74:HIS:HD1	2.15	0.44
1:B:854:ASP:O	1:B:858:GLN:NE2	2.51	0.44
3:E:131:THR:HA	3:E:134:ARG:NE	2.27	0.44
1:F:1029:HIS:ND1	3:J:410:ARG:HD2	2.33	0.44
1:G:187:TYR:CZ	1:G:191:LEU:HD22	2.53	0.44
1:G:217:ILE:HD11	1:G:962:PHE:C	2.37	0.44
1:G:278:GLN:NE2	1:G:786:VAL:HG12	2.33	0.44
1:G:1055:MET:HG3	3:J:444:GLU:HG3	1.99	0.44
2:I:90:ASP:O	2:I:102:VAL:HA	2.17	0.44
2:I:162:LEU:HB2	2:I:163:PRO:HD3	2.00	0.44
2:I:187:ASP:C	2:I:187:ASP:OD1	2.55	0.44

Continued on next page...

Continued from previous page...

Atom-1	Atom-2	Interatomic distance (Å)	Clash overlap (Å)
3:J:291:LEU:O	3:J:294:ARG:HG3	2.18	0.44
1:A:59:LEU:HD23	1:A:59:LEU:HA	1.67	0.44
1:B:68:LEU:HD12	1:B:68:LEU:HA	1.73	0.44
1:B:191:LEU:HD12	1:B:202:PHE:CE2	2.53	0.44
1:B:822:ILE:HG22	1:B:826:LEU:HD11	1.98	0.44
2:C:120:VAL:HG13	2:C:120:VAL:O	2.18	0.44
2:D:120:VAL:HG21	3:E:368:ALA:CB	2.48	0.44
1:F:143:TRP:CE2	1:F:184:LYS:HG3	2.53	0.44
1:F:274:LYS:CE	1:F:277:ARG:HE	2.29	0.44
1:G:167:LEU:O	1:G:171:MET:HG2	2.18	0.44
1:G:217:ILE:HA	1:G:220:ILE:HD12	1.99	0.44
1:G:867:VAL:HG13	1:G:960:LEU:HD23	1.99	0.44
1:G:874:LEU:HD21	1:G:894:LEU:HD11	2.00	0.44
3:J:50:LEU:HD21	3:J:86:ARG:CZ	2.48	0.44
1:A:1040:ARG:HG2	1:A:1040:ARG:HH11	1.83	0.44
1:B:974:VAL:HG21	1:B:977:SER:HA	1.99	0.44
1:B:1059:ARG:HB2	3:E:443:LEU:CD2	2.47	0.44
2:D:146:GLU:OE1	2:D:147:SER:OG	2.35	0.44
2:D:179:ARG:HG3	2:D:179:ARG:HH11	1.82	0.44
3:E:133:GLN:OE1	3:J:263:MET:CE	2.66	0.44
1:F:90:PRO:HD2	4:F:1101:ADP:N3	2.33	0.44
1:G:30:HIS:CB	1:G:1077:MET:HE2	2.47	0.44
1:G:141:ARG:HH11	1:G:143:TRP:HZ2	1.65	0.44
1:G:837:LEU:HD23	1:G:837:LEU:HA	1.83	0.44
3:J:58:SER:HA	3:J:81:ALA:HB2	2.00	0.44
1:A:855:GLY:O	1:A:857:THR:N	2.51	0.44
1:B:799:LYS:HB3	1:B:800:ARG:HH11	1.81	0.44
2:D:215:ASP:CG	2:D:215:ASP:O	2.56	0.44
3:E:61:LEU:HD12	3:E:72:ILE:HG23	2.00	0.44
3:E:103:ALA:CB	3:E:107:LEU:HD23	2.47	0.44
1:F:108:THR:HG22	1:F:127:LEU:O	2.17	0.44
1:F:122:ARG:HD2	1:F:151:GLN:O	2.18	0.44
1:F:855:GLY:O	1:F:857:THR:N	2.48	0.44
1:F:1018:ILE:HG21	1:F:1044:LEU:CD1	2.38	0.44
1:G:35:HIS:HB2	1:G:1064:SER:HB3	2.00	0.44
1:G:231:ALA:HB3	1:G:863:ILE:HD11	1.97	0.44
1:G:855:GLY:HA2	1:G:858:GLN:HG2	1.98	0.44
1:G:938:LEU:HD23	1:G:953:LEU:HD21	1.99	0.44
2:I:143:TRP:CD2	2:I:154:ALA:HA	2.52	0.44
3:J:310:GLU:O	3:J:313:VAL:HG12	2.18	0.44
1:A:81:ILE:CD1	1:A:139:MET:HE2	2.47	0.44

Continued on next page...

Continued from previous page...

Atom-1	Atom-2	Interatomic distance (Å)	Clash overlap (Å)
1:A:1066:ILE:HD12	1:A:1066:ILE:N	2.33	0.44
1:B:168:LEU:HD13	1:B:171:MET:HE2	1.98	0.44
1:B:872:GLU:HA	1:B:875:ASN:OD1	2.18	0.44
1:B:874:LEU:HD11	1:B:894:LEU:CD1	2.47	0.44
1:B:889:ASP:O	1:B:889:ASP:OD1	2.35	0.44
3:E:108:GLU:CG	3:E:200:ARG:HG3	2.47	0.44
3:E:182:VAL:HG13	3:E:279:ALA:HA	1.99	0.44
1:F:987:GLY:O	1:F:991:ILE:HG12	2.17	0.44
1:G:153:LEU:HD23	1:G:153:LEU:C	2.38	0.44
1:G:783:ILE:HD12	1:G:786:VAL:HG23	2.00	0.44
1:G:819:LEU:HD23	1:G:820:ASP:H	1.82	0.44
2:H:41:GLU:OE2	2:H:42:THR:HG22	2.17	0.44
2:I:65:SER:C	2:I:66:LYS:HD2	2.38	0.44
3:J:66:SER:OG	3:J:67:GLN:OE1	2.35	0.44
3:J:126:ALA:O	3:J:129:LEU:HB3	2.18	0.44
1:A:982:GLN:HB2	1:B:77:ASP:OD2	2.17	0.44
2:C:63:GLU:OE2	2:C:71:ARG:NH1	2.51	0.44
2:C:164:GLN:HE21	1:F:919:PHE:HB2	1.82	0.44
3:E:165:LEU:HD21	3:J:151:VAL:HG12	1.99	0.44
3:E:173:ILE:CD1	3:J:147:PRO:HG3	2.48	0.44
1:F:247:GLU:OE2	1:F:247:GLU:CA	2.65	0.44
1:G:127:LEU:HD12	1:G:139:MET:SD	2.58	0.44
1:G:246:THR:HA	1:G:928:TYR:OH	2.17	0.44
1:G:247:GLU:O	1:G:250:GLN:HG2	2.18	0.44
1:A:100:ILE:O	1:A:100:ILE:HG22	2.18	0.43
1:A:824:VAL:CG2	1:A:825:TYR:N	2.81	0.43
1:B:253:GLU:O	1:B:256:ARG:HG2	2.18	0.43
1:B:1085:LEU:HB2	3:E:477:ARG:HG3	1.99	0.43
2:C:136:LEU:HD23	2:C:161:LEU:HD21	1.98	0.43
2:D:63:GLU:CB	2:D:70:TYR:HD2	2.30	0.43
2:D:213:LEU:O	2:D:215:ASP:N	2.48	0.43
3:E:91:ARG:O	3:E:92:ARG:HB2	2.17	0.43
3:E:437:LEU:HA	3:E:437:LEU:HD23	1.76	0.43
1:F:121:VAL:O	1:F:121:VAL:HG12	2.17	0.43
1:F:803:GLU:OE1	1:F:806:ARG:HB3	2.18	0.43
1:F:907:LEU:HD22	1:F:953:LEU:CD1	2.47	0.43
3:J:91:ARG:O	3:J:92:ARG:HB2	2.17	0.43
3:J:96:GLU:OE1	3:J:96:GLU:HA	2.17	0.43
3:J:266:ARG:O	3:J:270:ILE:HG13	2.18	0.43
1:A:56:LEU:CD2	1:A:60:LEU:HD22	2.48	0.43
1:A:1086:GLU:HG3	1:A:1087:ARG:N	2.33	0.43

Continued on next page...

Continued from previous page...

Atom-1	Atom-2	Interatomic distance (Å)	Clash overlap (Å)
2:D:58:TYR:O	3:E:367:PRO:HG3	2.18	0.43
3:E:61:LEU:HD13	3:E:72:ILE:HD13	2.00	0.43
3:E:188:VAL:HG21	3:J:139:LEU:HD22	2.00	0.43
3:E:399:ASP:O	3:E:402:TRP:N	2.50	0.43
1:F:263:GLN:N	1:F:264:PRO:HD2	2.33	0.43
1:G:252:LEU:O	1:G:255:ALA:HB3	2.18	0.43
3:J:55:GLN:OE1	3:J:55:GLN:HA	2.18	0.43
3:J:263:MET:C	3:J:267:LEU:HD23	2.38	0.43
1:A:955:ASP:HB3	1:A:958:PHE:HB2	2.00	0.43
1:A:1085:LEU:HD12	1:A:1085:LEU:HA	1.86	0.43
1:B:252:LEU:HD21	1:B:841:LEU:HD13	1.99	0.43
1:B:901:HIS:CE1	1:B:903:SER:CB	2.96	0.43
1:B:915:ASN:HA	1:B:918:ARG:HD2	1.98	0.43
1:B:1087:ARG:CB	3:E:477:ARG:HH11	2.31	0.43
2:C:42:THR:HG23	2:C:42:THR:O	2.18	0.43
3:E:294:ARG:HB3	3:E:294:ARG:CZ	2.49	0.43
3:E:461:ILE:HG13	3:E:461:ILE:O	2.17	0.43
1:F:52:LEU:HD11	1:F:1077:MET:CE	2.47	0.43
1:F:65:ARG:N	1:F:206:ASN:HD21	2.16	0.43
1:F:828:ARG:NH2	1:F:832:LEU:HD21	2.33	0.43
1:F:890:ARG:HD3	1:F:975:ILE:CD1	2.49	0.43
1:F:957:ARG:HG3	1:F:957:ARG:HH11	1.83	0.43
1:G:62:ALA:HB2	1:G:188:LEU:HD13	1.99	0.43
1:G:65:ARG:HB2	1:G:68:LEU:HD22	2.01	0.43
1:G:217:ILE:HG13	1:G:218:ASP:N	2.33	0.43
2:I:182:LEU:HD11	2:I:186:LEU:HD11	2.01	0.43
1:A:82:SER:O	1:A:86:GLY:N	2.50	0.43
1:A:207:ARG:HH12	1:A:227:ASP:HB3	1.83	0.43
1:B:65:ARG:HB2	1:B:68:LEU:HD22	2.00	0.43
1:B:88:SER:OG	1:B:1070:ARG:NH2	2.51	0.43
1:B:939:ARG:NH1	1:B:942:CYS:HB3	2.33	0.43
1:B:1047:VAL:O	1:B:1047:VAL:HG23	2.17	0.43
3:E:161:LEU:CD1	3:J:157:ARG:HB3	2.45	0.43
3:E:165:LEU:HD23	3:J:155:ARG:CG	2.48	0.43
3:E:291:LEU:O	3:E:294:ARG:HG3	2.17	0.43
1:F:50:THR:OG1	4:F:1101:ADP:O1B	2.32	0.43
1:F:57:MET:HA	1:F:57:MET:CE	2.48	0.43
1:F:87:VAL:HG12	1:F:100:ILE:HG13	2.00	0.43
1:F:282:TRP:CE3	1:F:783:ILE:HD12	2.53	0.43
2:I:214:ALA:HB2	3:J:370:GLU:HG2	2.00	0.43
3:J:23:ILE:HG22	3:J:88:TRP:CH2	2.53	0.43

Continued on next page...

Continued from previous page...

Atom-1	Atom-2	Interatomic distance (Å)	Clash overlap (Å)
3:J:241:THR:HG23	3:J:245:ARG:NH1	2.33	0.43
1:A:192:ARG:HD3	1:A:199:GLU:N	2.34	0.43
1:A:798:THR:HA	1:A:801:MET:HG3	2.00	0.43
1:B:909:LYS:O	1:B:913:GLN:HG2	2.18	0.43
2:D:222:LEU:CD1	3:E:377:VAL:HG12	2.48	0.43
3:E:165:LEU:HD23	3:J:155:ARG:HG2	1.99	0.43
3:E:267:LEU:CD2	3:J:136:ILE:CD1	2.97	0.43
1:F:193:ASP:HA	2:H:176:SER:HB3	1.99	0.43
1:F:279:LEU:HD13	1:F:786:VAL:CG1	2.48	0.43
2:H:135:ILE:HD13	2:H:164:GLN:HG2	2.00	0.43
2:I:74:LEU:HD23	2:I:74:LEU:HA	1.81	0.43
2:I:136:LEU:HD22	2:I:206:ILE:HD11	2.00	0.43
1:A:122:ARG:HD2	1:A:151:GLN:O	2.17	0.43
1:B:792:ARG:CB	1:B:792:ARG:HH11	2.32	0.43
1:B:909:LYS:CB	1:B:912:ARG:HH22	2.32	0.43
1:B:933:VAL:HG12	1:B:937:GLN:HE22	1.82	0.43
3:E:482:LEU:H	3:E:482:LEU:CD2	2.31	0.43
1:F:80:LEU:HD11	1:F:127:LEU:HD13	2.01	0.43
1:F:242:PHE:HE1	1:F:931:LEU:HD23	1.82	0.43
1:F:805:LYS:HD2	1:F:805:LYS:HA	1.74	0.43
1:F:824:VAL:HG23	1:F:825:TYR:CD1	2.54	0.43
1:F:948:LEU:HD12	1:F:948:LEU:O	2.19	0.43
1:G:805:LYS:HE3	1:G:805:LYS:HB3	1.80	0.43
1:G:877:LEU:HD21	1:G:999:ALA:HB1	2.00	0.43
1:G:1042:PHE:O	1:G:1044:LEU:HD23	2.18	0.43
2:I:222:LEU:HD12	2:I:222:LEU:HA	1.79	0.43
3:J:369:ILE:HD12	3:J:369:ILE:O	2.19	0.43
1:B:56:LEU:CD1	1:B:60:LEU:CD2	2.97	0.43
1:B:170:GLN:O	1:B:174:GLU:HG3	2.18	0.43
1:B:172:GLU:HB2	1:B:180:THR:HG21	2.00	0.43
1:B:836:ALA:O	1:B:840:LYS:HB3	2.19	0.43
1:B:845:LEU:O	1:B:848:LEU:HG	2.19	0.43
2:C:69:LEU:HA	2:C:72:ILE:HD13	2.00	0.43
3:E:136:ILE:CD1	3:J:267:LEU:HD22	2.46	0.43
1:F:885:ASP:HB3	1:F:887:GLN:O	2.19	0.43
1:G:251:GLU:HG3	1:G:251:GLU:H	1.67	0.43
1:G:902:GLU:HA	1:G:905:ARG:CZ	2.48	0.43
1:G:1039:LEU:HD12	1:G:1039:LEU:HA	1.74	0.43
1:G:1085:LEU:CB	3:J:477:ARG:HH21	2.31	0.43
2:H:115:TRP:CG	2:H:124:ARG:HG2	2.54	0.43
2:H:131:LEU:O	2:H:135:ILE:HG13	2.18	0.43

Continued on next page...

Continued from previous page...

Atom-1	Atom-2	Interatomic distance (Å)	Clash overlap (Å)
3:J:40:LEU:HB3	3:J:48:ILE:HG13	2.01	0.43
3:J:240:ASN:OD1	3:J:240:ASN:O	2.37	0.43
3:J:472:ASP:CG	3:J:478:TRP:HE1	2.22	0.43
1:A:282:TRP:CE3	1:A:783:ILE:HD12	2.54	0.43
1:B:144:LEU:HB2	1:B:156:TRP:CH2	2.52	0.43
2:C:43:ARG:HD2	2:C:43:ARG:HA	1.80	0.43
2:D:66:LYS:HD2	2:D:66:LYS:N	2.34	0.43
3:E:136:ILE:HD11	3:J:267:LEU:CD2	2.48	0.43
3:E:293:LYS:HZ3	3:E:293:LYS:HB2	1.84	0.43
1:F:785:ARG:CZ	1:F:785:ARG:HB3	2.47	0.43
1:F:966:VAL:CG1	1:F:976:GLU:HB3	2.48	0.43
2:I:94:ASP:OD2	2:I:97:ARG:HB2	2.18	0.43
3:J:414:ILE:HG12	3:J:452:MET:HE2	2.01	0.43
1:A:266:ALA:O	1:A:270:GLU:HG3	2.18	0.43
1:B:1031:VAL:O	1:B:1035:ILE:CD1	2.59	0.43
2:C:94:ASP:OD2	2:C:97:ARG:HG3	2.19	0.43
2:D:74:LEU:HD23	2:D:74:LEU:HA	1.79	0.43
1:F:14:ILE:CD1	1:F:16:THR:HG22	2.47	0.43
1:F:982:GLN:HB3	1:G:77:ASP:OD2	2.19	0.43
1:G:252:LEU:HA	1:G:840:LYS:NZ	2.34	0.43
1:G:890:ARG:HG3	1:G:890:ARG:NH1	2.34	0.43
2:H:42:THR:O	2:H:42:THR:HG23	2.18	0.43
2:H:158:ILE:HD13	2:H:158:ILE:HA	1.76	0.43
3:J:131:THR:OG1	3:J:134:ARG:NH2	2.51	0.43
3:J:204:ASP:OD1	3:J:204:ASP:N	2.52	0.43
3:J:294:ARG:HG2	3:J:294:ARG:HH11	1.84	0.43
1:A:49:LYS:HB3	1:A:1049:ILE:CG2	2.49	0.43
1:B:890:ARG:HG3	1:B:890:ARG:NH1	2.34	0.43
3:E:148:ALA:HA	3:E:151:VAL:HG23	2.00	0.43
3:E:421:LEU:C	3:E:489:SER:HB2	2.39	0.43
1:F:100:ILE:O	1:F:100:ILE:HG22	2.18	0.43
1:F:797:LEU:HD12	1:F:801:MET:HE2	2.00	0.43
2:H:128:GLU:HG3	2:H:185:LEU:CD2	2.46	0.43
1:A:851:SER:O	1:A:852:SER:CB	2.65	0.42
1:B:105:LYS:HE3	1:B:130:ASP:CA	2.45	0.42
1:B:877:LEU:O	1:B:877:LEU:HD22	2.19	0.42
1:B:902:GLU:HA	1:B:905:ARG:CZ	2.49	0.42
1:B:1059:ARG:HB2	3:E:443:LEU:HD22	2.01	0.42
2:D:54:GLU:HA	2:D:54:GLU:OE1	2.19	0.42
3:E:54:ILE:HD13	3:E:82:SER:HA	2.01	0.42
1:G:34:ILE:HG23	1:G:39:THR:HG21	2.00	0.42

Continued on next page...

Continued from previous page...

Atom-1	Atom-2	Interatomic distance (Å)	Clash overlap (Å)
1:G:146:SER:HA	1:G:178:LEU:HD23	2.01	0.42
2:I:143:TRP:O	2:I:146:GLU:HG3	2.18	0.42
3:J:138:ASN:OD1	3:J:138:ASN:C	2.58	0.42
3:J:227:ILE:HD11	3:J:317:MET:CB	2.37	0.42
1:A:30:HIS:HE1	3:E:387:LEU:HD22	1.83	0.42
1:A:57:MET:HA	1:A:57:MET:CE	2.49	0.42
1:A:132:THR:O	1:A:132:THR:CG2	2.68	0.42
1:A:263:GLN:N	1:A:264:PRO:HD2	2.33	0.42
1:A:828:ARG:HD2	1:A:828:ARG:HA	1.82	0.42
1:A:848:LEU:HD21	1:A:927:HIS:ND1	2.34	0.42
1:A:957:ARG:HH11	1:A:957:ARG:HG3	1.84	0.42
1:B:107:VAL:CG2	1:B:160:TYR:HE1	2.25	0.42
1:B:837:LEU:HD23	1:B:837:LEU:HA	1.83	0.42
1:B:938:LEU:HD23	1:B:953:LEU:HD21	2.00	0.42
2:C:124:ARG:CB	3:E:353:GLU:OE2	2.66	0.42
3:E:39:THR:HG21	3:J:5:THR:CG2	2.49	0.42
3:E:287:ASP:OD1	3:E:287:ASP:C	2.58	0.42
1:F:18:ILE:HD11	1:F:56:LEU:HD12	2.01	0.42
1:F:1016:GLY:O	1:F:1045:HIS:N	2.52	0.42
1:G:835:GLU:C	1:G:838:PRO:HD2	2.40	0.42
1:A:26:PHE:HB3	1:A:30:HIS:CD2	2.54	0.42
1:A:897:LYS:O	1:A:960:LEU:HB2	2.20	0.42
1:B:148:ASN:HB3	1:B:151:GLN:NE2	2.34	0.42
2:C:44:THR:O	2:C:49:ARG:NE	2.53	0.42
2:C:45:LEU:CD1	2:C:48:ILE:HD12	2.32	0.42
2:C:60:LEU:HD12	2:C:99:LEU:HD11	2.00	0.42
2:C:121:ARG:CG	2:C:122:ARG:H	2.32	0.42
2:C:155:GLN:HG2	2:C:205:VAL:CG2	2.49	0.42
2:C:158:ILE:HD12	2:C:186:LEU:CD1	2.49	0.42
3:E:19:HIS:ND1	3:J:117:LEU:CD2	2.82	0.42
3:E:282:ARG:NH1	3:E:282:ARG:HB3	2.34	0.42
1:F:115:GLU:CG	1:F:120:GLN:HG3	2.48	0.42
1:F:1084:GLU:OE1	2:I:174:SER:OG	2.24	0.42
1:G:975:ILE:HG22	1:G:976:GLU:OE2	2.19	0.42
2:H:223:LEU:HD12	2:H:223:LEU:HA	1.87	0.42
1:A:907:LEU:HB2	1:A:953:LEU:HD11	2.00	0.42
1:A:979:THR:O	1:A:979:THR:HG23	2.19	0.42
1:B:209:ALA:HA	1:B:1019:ILE:O	2.20	0.42
1:B:895:ASP:OD1	1:B:963:ALA:HB3	2.19	0.42
1:B:975:ILE:HG22	1:B:976:GLU:OE2	2.18	0.42
2:D:70:TYR:HE1	2:D:100:LEU:HD21	1.84	0.42

Continued on next page...

Continued from previous page...

Atom-1	Atom-2	Interatomic distance (Å)	Clash overlap (Å)
3:E:148:ALA:HA	3:E:151:VAL:CG2	2.49	0.42
1:F:233:ASP:OD1	1:F:233:ASP:C	2.58	0.42
1:G:107:VAL:HG22	1:G:128:TRP:CB	2.49	0.42
1:G:815:ALA:HB1	1:G:821:ASP:OD1	2.20	0.42
1:G:995:TYR:HH	1:G:1042:PHE:HE2	1.65	0.42
2:H:124:ARG:HB2	3:J:353:GLU:CG	2.47	0.42
2:H:199:ASP:C	2:H:199:ASP:OD1	2.57	0.42
3:J:144:ASN:ND2	3:J:150:ARG:HG3	2.34	0.42
1:A:885:ASP:HB3	1:A:887:GLN:O	2.20	0.42
1:A:901:HIS:HD2	1:A:948:LEU:HG	1.84	0.42
1:B:848:LEU:HD12	1:B:848:LEU:C	2.40	0.42
2:C:199:ASP:C	2:C:199:ASP:OD1	2.58	0.42
3:E:16:LYS:O	3:E:16:LYS:HD2	2.19	0.42
3:E:356:LEU:HA	3:E:356:LEU:HD23	1.75	0.42
1:F:30:HIS:HE1	3:J:387:LEU:HD22	1.85	0.42
1:F:268:SER:OG	1:F:797:LEU:HD22	2.20	0.42
1:F:279:LEU:HD22	1:F:787:LYS:HE3	2.02	0.42
1:F:797:LEU:O	1:F:801:MET:HG3	2.19	0.42
1:F:1056:ARG:HE	3:J:407:GLY:N	2.10	0.42
1:G:69:ALA:HB2	1:G:1021:ASP:HB3	2.01	0.42
1:G:126:LEU:HD11	1:G:157:LEU:HD13	2.02	0.42
1:G:899:VAL:HG12	1:G:959:ARG:C	2.40	0.42
1:G:1018:ILE:HG23	1:G:1046:ALA:HB2	2.02	0.42
1:G:1085:LEU:HB2	3:J:477:ARG:HH21	1.84	0.42
2:H:47:LYS:NZ	2:H:47:LYS:CB	2.82	0.42
2:H:73:VAL:CG1	2:H:80:VAL:HG21	2.33	0.42
2:H:216:PRO:HD3	3:J:328:VAL:HG23	2.00	0.42
1:B:997:LEU:HA	1:B:1000:SER:OG	2.20	0.42
3:E:62:ILE:HA	3:E:65:VAL:HG13	2.00	0.42
3:E:173:ILE:H	3:E:173:ILE:HG12	1.75	0.42
1:G:49:LYS:HB2	1:G:1049:ILE:HG21	2.00	0.42
1:G:217:ILE:HA	1:G:220:ILE:HB	2.01	0.42
2:H:121:ARG:CG	2:H:122:ARG:H	2.32	0.42
2:H:194:LEU:HD21	2:H:213:LEU:HD22	2.02	0.42
3:J:153:THR:O	3:J:156:ARG:HG2	2.20	0.42
3:J:191:LEU:HD23	3:J:191:LEU:HA	1.76	0.42
1:A:15:LEU:CD2	1:A:34:ILE:HD12	2.49	0.42
1:A:217:ILE:HG21	1:A:964:VAL:HG23	2.01	0.42
1:A:264:PRO:HB2	1:A:800:ARG:HD2	2.02	0.42
1:B:107:VAL:HG22	1:B:128:TRP:HB2	2.01	0.42
1:B:842:ASN:O	1:B:845:LEU:HG	2.20	0.42

Continued on next page...

Continued from previous page...

Atom-1	Atom-2	Interatomic distance (Å)	Clash overlap (Å)
2:C:74:LEU:HD23	2:C:74:LEU:HA	1.82	0.42
3:E:259:GLU:H	3:E:259:GLU:CD	2.22	0.42
1:F:895:ASP:OD1	1:F:896:THR:N	2.52	0.42
2:I:209:ILE:CD1	3:J:369:ILE:HG21	2.33	0.42
3:J:287:ASP:OD1	3:J:287:ASP:C	2.58	0.42
3:J:421:LEU:CB	3:J:489:SER:HB2	2.49	0.42
1:A:893:ARG:HE	1:A:893:ARG:HB3	1.72	0.42
1:B:21:PHE:HE1	1:B:29:LEU:HB2	1.84	0.42
1:B:242:PHE:CD2	1:B:935:VAL:CG2	3.03	0.42
1:B:799:LYS:O	1:B:802:SER:OG	2.20	0.42
1:B:887:GLN:O	1:B:888:PRO:C	2.58	0.42
1:B:963:ALA:HB1	1:B:978:ARG:NH1	2.35	0.42
3:E:162:GLU:N	3:J:158:ILE:HD11	2.35	0.42
3:E:476:ARG:HB3	3:E:478:TRP:CZ2	2.54	0.42
1:F:219:GLU:O	1:F:223:GLU:HB2	2.19	0.42
1:F:224:LEU:HD21	1:F:997:LEU:HD13	2.01	0.42
1:G:811:ALA:HB1	1:G:828:ARG:HE	1.84	0.42
1:G:1087:ARG:HG3	3:J:477:ARG:NH1	2.35	0.42
2:I:132:LEU:O	2:I:136:LEU:HG	2.19	0.42
3:J:282:ARG:NH1	3:J:282:ARG:HB3	2.35	0.42
1:A:805:LYS:CD	1:A:812:LEU:HB3	2.50	0.42
1:B:62:ALA:CB	1:B:188:LEU:HD13	2.50	0.42
2:C:57:LYS:HE3	2:C:58:TYR:CZ	2.55	0.42
2:C:94:ASP:HB2	2:C:212:HIS:NE2	2.34	0.42
2:D:70:TYR:CE1	2:D:100:LEU:HD21	2.55	0.42
3:E:61:LEU:O	3:E:72:ILE:HG21	2.20	0.42
1:F:274:LYS:O	1:F:274:LYS:HD3	2.20	0.42
1:G:842:ASN:HA	1:G:845:LEU:HD21	2.02	0.42
1:G:916:ALA:HA	1:G:919:PHE:CZ	2.55	0.42
2:I:47:LYS:HE2	2:I:47:LYS:CA	2.44	0.42
3:J:414:ILE:HG12	3:J:452:MET:HE1	2.01	0.42
1:A:1057:LEU:HG	1:A:1058:LEU:HD22	2.00	0.42
1:B:855:GLY:HA2	1:B:858:GLN:NE2	2.27	0.42
1:B:876:GLU:HB3	1:B:1003:TYR:CZ	2.55	0.42
2:D:227:ARG:CZ	2:D:227:ARG:HB2	2.50	0.42
3:E:39:THR:HA	3:J:8:ARG:HH22	1.85	0.42
1:F:20:LEU:HD23	1:F:110:ILE:HG22	2.01	0.42
1:F:26:PHE:HB3	1:F:30:HIS:CD2	2.55	0.42
1:F:797:LEU:HD12	1:F:801:MET:CE	2.49	0.42
2:I:70:TYR:HD2	2:I:100:LEU:CD1	2.33	0.42
2:I:158:ILE:HD11	2:I:183:LEU:CD2	2.50	0.42

Continued on next page...

Continued from previous page...

Atom-1	Atom-2	Interatomic distance (Å)	Clash overlap (Å)
1:B:46:GLY:O	1:B:1070:ARG:HB3	2.20	0.41
1:B:143:TRP:HE1	1:B:184:LYS:N	2.18	0.41
1:B:988:GLU:O	1:B:992:ILE:HD13	2.19	0.41
3:E:241:THR:N	3:E:242:PRO:CD	2.83	0.41
3:E:413:LEU:HD12	3:E:417:THR:HG23	2.02	0.41
1:F:128:TRP:NE1	1:F:140:LYS:HB2	2.35	0.41
1:F:851:SER:O	1:F:852:SER:CB	2.68	0.41
1:G:184:LYS:HG2	1:G:188:LEU:HG	2.02	0.41
1:G:217:ILE:HD11	1:G:963:ALA:N	2.35	0.41
1:G:945:ASN:O	1:G:951:LYS:HG2	2.19	0.41
1:G:997:LEU:HD12	1:G:1000:SER:OG	2.20	0.41
2:H:62:GLU:CG	2:H:99:LEU:HD12	2.50	0.41
1:F:27:HIS:O	1:F:30:HIS:NE2	2.52	0.41
1:F:132:THR:O	1:F:132:THR:CG2	2.68	0.41
1:F:906:THR:HA	1:F:909:LYS:HD3	2.02	0.41
1:G:91:GLY:HA3	1:G:99:HIS:ND1	2.34	0.41
1:G:181:TYR:CD2	1:G:187:TYR:HA	2.54	0.41
1:G:196:GLU:HB3	1:G:1007:PRO:HB3	2.01	0.41
1:G:879:GLU:O	1:G:883:ARG:HG3	2.18	0.41
1:G:957:ARG:H	1:G:957:ARG:HG3	1.71	0.41
2:H:119:LEU:HD23	3:J:363:VAL:HG22	2.02	0.41
2:I:213:LEU:HD13	2:I:219:LEU:HD11	2.02	0.41
3:J:419:GLN:CG	3:J:423:LYS:HE2	2.48	0.41
1:A:15:LEU:HD11	1:A:17:ARG:O	2.20	0.41
1:A:279:LEU:HD13	1:A:786:VAL:HG12	2.02	0.41
1:A:806:ARG:CG	1:B:806:ARG:HH21	2.33	0.41
1:A:851:SER:O	1:A:931:LEU:CD2	2.68	0.41
1:B:30:HIS:HB3	1:B:1077:MET:HE2	2.01	0.41
1:B:790:LEU:O	1:B:790:LEU:HD23	2.19	0.41
1:B:1087:ARG:HB3	3:E:477:ARG:NH1	2.35	0.41
2:D:185:LEU:HD23	2:D:185:LEU:HA	1.84	0.41
3:E:158:ILE:HG12	3:J:161:LEU:HD22	1.97	0.41
1:G:228:ASP:OD1	1:G:229:HIS:N	2.53	0.41
1:G:875:ASN:OD1	1:G:875:ASN:N	2.51	0.41
1:G:914:LEU:HD23	1:G:918:ARG:HE	1.85	0.41
2:H:74:LEU:HD23	2:H:74:LEU:HA	1.82	0.41
3:J:7:GLN:O	3:J:10:GLU:HB2	2.21	0.41
1:A:261:SER:O	1:A:264:PRO:HG2	2.20	0.41
1:A:921:ASP:C	1:A:921:ASP:OD1	2.58	0.41
2:C:117:HIS:HE1	2:C:119:LEU:HB2	1.85	0.41
3:E:85:LEU:HD23	3:E:85:LEU:HA	1.87	0.41

Continued on next page...

Continued from previous page...

Atom-1	Atom-2	Interatomic distance (Å)	Clash overlap (Å)
3:E:217:ILE:CG2	3:E:227:ILE:HD11	2.47	0.41
3:E:443:LEU:HA	3:E:446:PHE:HD2	1.85	0.41
1:F:837:LEU:HD23	1:F:837:LEU:HA	1.85	0.41
1:F:981:SER:O	1:F:982:GLN:C	2.59	0.41
1:G:40:ALA:O	1:G:1065:ALA:HA	2.20	0.41
1:G:71:THR:CG2	1:G:74:HIS:HB2	2.49	0.41
1:G:983:GLY:H	1:G:988:GLU:N	2.14	0.41
1:G:1007:PRO:HD2	1:G:1010:SER:HB3	2.02	0.41
2:I:66:LYS:HD2	2:I:66:LYS:N	2.34	0.41
2:I:198:PRO:HD2	2:I:198:PRO:O	2.19	0.41
2:I:209:ILE:CG1	3:J:369:ILE:HG12	2.50	0.41
3:J:293:LYS:HB2	3:J:293:LYS:HE3	1.61	0.41
1:A:81:ILE:HD12	1:A:129:PHE:HZ	1.86	0.41
1:A:269:TRP:CE2	1:A:822:ILE:HG21	2.55	0.41
1:A:801:MET:CE	1:A:822:ILE:HD11	2.49	0.41
1:B:91:GLY:HA3	1:B:99:HIS:ND1	2.36	0.41
2:C:148:GLY:HA2	3:E:312:ASP:OD2	2.21	0.41
3:E:34:LEU:HD23	3:E:34:LEU:HA	1.74	0.41
3:E:417:THR:HG21	3:E:449:TRP:HE1	1.86	0.41
1:F:906:THR:HG22	1:F:937:GLN:HE22	1.83	0.41
1:F:1040:ARG:HG2	1:F:1040:ARG:NH1	2.35	0.41
1:G:783:ILE:HG23	1:G:784:GLU:OE1	2.20	0.41
1:G:805:LYS:HA	1:G:808:ASP:CG	2.40	0.41
1:G:881:MET:HE1	1:G:893:ARG:CA	2.51	0.41
1:G:894:LEU:HA	1:G:964:VAL:HA	2.02	0.41
2:H:135:ILE:CG2	2:H:164:GLN:HG2	2.50	0.41
2:H:135:ILE:HG23	2:H:164:GLN:HG2	2.03	0.41
2:I:179:ARG:HG3	2:I:179:ARG:HH11	1.85	0.41
3:J:487:LEU:CG	3:J:492:LEU:HD11	2.36	0.41
1:A:39:THR:HG21	1:A:1066:ILE:CD1	2.50	0.41
1:A:803:GLU:O	1:A:806:ARG:HB3	2.20	0.41
1:A:980:GLY:O	1:A:981:SER:C	2.59	0.41
2:C:104:VAL:HG11	2:C:114:GLU:HB2	2.02	0.41
2:C:158:ILE:HD13	2:C:158:ILE:HA	1.76	0.41
3:E:67:GLN:HA	3:E:67:GLN:NE2	2.35	0.41
3:E:455:GLU:CG	3:E:495:ILE:HD12	2.40	0.41
1:G:876:GLU:HB3	1:G:1003:TYR:CZ	2.55	0.41
2:I:90:ASP:OD1	2:I:91:ILE:N	2.51	0.41
2:I:122:ARG:NH2	3:J:373:ARG:HH21	2.17	0.41
3:J:459:GLU:HG2	3:J:460:VAL:N	2.35	0.41
1:A:37:ASP:HB2	1:A:1063:ARG:HG2	2.03	0.41

Continued on next page...

Continued from previous page...

Atom-1	Atom-2	Interatomic distance (Å)	Clash overlap (Å)
1:B:876:GLU:HA	1:B:879:GLU:CD	2.40	0.41
1:B:891:TYR:CE2	1:B:967:MET:HB2	2.56	0.41
1:B:891:TYR:OH	1:B:967:MET:SD	2.78	0.41
2:C:45:LEU:HD13	2:C:48:ILE:CD1	2.33	0.41
3:E:61:LEU:HD13	3:E:72:ILE:CD1	2.51	0.41
3:E:256:GLN:HB3	3:E:259:GLU:OE1	2.20	0.41
3:E:369:ILE:HD12	3:E:369:ILE:O	2.21	0.41
1:F:143:TRP:CH2	1:F:184:LYS:HE3	2.56	0.41
1:G:273:GLN:O	1:G:277:ARG:HG3	2.21	0.41
1:G:842:ASN:HA	1:G:845:LEU:HG	2.02	0.41
1:G:953:LEU:HD23	1:G:954:LEU:HD11	2.01	0.41
2:I:197:SER:HB3	2:I:198:PRO:HD3	2.02	0.41
3:J:50:LEU:HB2	3:J:99:GLY:O	2.20	0.41
3:J:338:LEU:O	3:J:341:LYS:HG2	2.21	0.41
3:J:347:GLN:HG3	3:J:351:LYS:CG	2.50	0.41
1:A:272:TYR:N	1:A:793:LEU:HD23	2.36	0.41
1:A:984:GLY:O	1:A:989:LYS:NZ	2.53	0.41
1:A:985:SER:HB2	4:B:1101:ADP:PB	2.61	0.41
1:B:53:VAL:HG22	1:B:1019:ILE:CG2	2.49	0.41
1:B:78:ARG:HG2	4:B:1101:ADP:N6	2.36	0.41
1:B:102:ARG:CG	1:B:106:THR:HG21	2.51	0.41
3:E:8:ARG:HH22	3:J:39:THR:HA	1.86	0.41
3:E:131:THR:CB	3:E:134:ARG:HH21	2.34	0.41
3:E:211:ARG:CZ	3:E:211:ARG:HB2	2.51	0.41
1:F:2:ASN:HA	1:F:5:SER:OG	2.20	0.41
1:F:32:ALA:HB2	1:F:1077:MET:HE2	2.03	0.41
1:F:185:LYS:HA	1:F:185:LYS:HE2	2.02	0.41
1:F:955:ASP:HB3	1:F:958:PHE:HB2	2.02	0.41
1:G:1047:VAL:O	1:G:1047:VAL:HG23	2.20	0.41
2:H:46:GLN:HA	2:H:49:ARG:NH1	2.36	0.41
2:H:158:ILE:HD12	2:H:186:LEU:CD1	2.51	0.41
1:A:233:ASP:OD1	1:A:233:ASP:C	2.58	0.41
1:A:832:LEU:CD2	1:A:836:ALA:HB3	2.49	0.41
1:A:1016:GLY:O	1:A:1045:HIS:N	2.52	0.41
1:B:40:ALA:HB2	1:B:1058:LEU:HD13	2.03	0.41
1:B:217:ILE:HD11	1:B:963:ALA:N	2.35	0.41
1:B:221:PHE:O	1:B:226:LEU:HB2	2.21	0.41
1:B:792:ARG:HH11	1:B:792:ARG:HB3	1.86	0.41
1:B:899:VAL:HG12	1:B:959:ARG:C	2.41	0.41
1:B:914:LEU:CD1	1:B:931:LEU:HD22	2.51	0.41
1:B:989:LYS:HD2	1:B:989:LYS:C	2.40	0.41

Continued on next page...

Continued from previous page...

Atom-1	Atom-2	Interatomic distance (Å)	Clash overlap (Å)
1:B:1007:PRO:HD2	1:B:1010:SER:HB3	2.03	0.41
1:B:1054:GLU:CD	1:B:1057:LEU:HD21	2.41	0.41
2:C:46:GLN:C	2:C:46:GLN:OE1	2.59	0.41
2:C:99:LEU:HD13	2:C:208:PRO:HB2	2.02	0.41
2:D:215:ASP:OD2	2:D:218:ASN:OD1	2.39	0.41
3:E:40:LEU:HB3	3:E:48:ILE:HG13	2.02	0.41
3:E:43:LYS:HG3	3:E:44:SER:N	2.35	0.41
3:E:140:GLU:HG3	3:J:266:ARG:HB3	2.03	0.41
3:E:243:GLU:CD	3:J:122:MET:CE	2.89	0.41
3:E:261:LYS:N	3:E:261:LYS:HD3	2.36	0.41
3:E:294:ARG:HG2	3:E:294:ARG:HH11	1.86	0.41
1:F:905:ARG:O	1:F:909:LYS:HG3	2.21	0.41
1:G:10:LYS:HB3	1:G:10:LYS:HE3	1.71	0.41
1:G:21:PHE:O	1:G:108:THR:HG23	2.21	0.41
1:G:27:HIS:CE1	1:G:101:ALA:HB1	2.56	0.41
1:G:81:ILE:HA	1:G:84:VAL:CG2	2.51	0.41
1:G:107:VAL:HG11	1:G:160:TYR:HE1	1.81	0.41
1:G:1085:LEU:HD12	3:J:477:ARG:HE	1.85	0.41
2:H:46:GLN:C	2:H:46:GLN:OE1	2.59	0.41
2:I:137:ARG:NH2	2:I:216:PRO:HB3	2.36	0.41
2:I:168:TYR:HB3	2:I:226:LEU:HD22	2.02	0.41
3:J:61:LEU:O	3:J:72:ILE:HG21	2.21	0.41
3:J:165:LEU:O	3:J:168:ALA:N	2.54	0.41
3:J:455:GLU:CG	3:J:495:ILE:HD12	2.46	0.41
1:A:27:HIS:NE2	1:A:1073:GLN:O	2.54	0.41
1:A:797:LEU:O	1:A:801:MET:CG	2.69	0.41
1:A:1018:ILE:HD11	1:A:1039:LEU:CD1	2.50	0.41
1:B:830:GLN:HA	1:B:833:THR:OG1	2.20	0.41
1:B:893:ARG:HD3	1:B:967:MET:CG	2.50	0.41
1:B:1014:LEU:HD12	1:B:1014:LEU:HA	1.85	0.41
2:C:51:ALA:HB1	2:C:73:VAL:HG22	2.03	0.41
2:C:70:TYR:CE2	2:C:100:LEU:HD21	2.46	0.41
2:C:71:ARG:HG2	2:C:71:ARG:HH11	1.86	0.41
2:D:60:LEU:HA	2:D:100:LEU:O	2.21	0.41
2:D:121:ARG:HH22	2:D:123:GLN:CD	2.24	0.41
2:D:223:LEU:HD12	2:D:223:LEU:HA	1.77	0.41
1:G:204:LEU:HG	1:G:1001:LEU:HD13	2.02	0.41
1:G:802:SER:OG	1:G:803:GLU:OE1	2.38	0.41
1:G:869:VAL:CA	1:G:872:GLU:HG2	2.47	0.41
2:I:74:LEU:CD2	2:I:93:ILE:HD12	2.52	0.41
3:J:16:LYS:O	3:J:16:LYS:HD2	2.20	0.41

Continued on next page...

Continued from previous page...

Atom-1	Atom-2	Interatomic distance (Å)	Clash overlap (Å)
3:J:210:ASP:OD1	3:J:214:ARG:NE	2.49	0.41
1:A:836:ALA:O	1:A:840:LYS:CG	2.67	0.40
1:B:146:SER:CB	1:B:178:LEU:HD23	2.48	0.40
2:C:209:ILE:HD12	2:C:209:ILE:HA	1.98	0.40
2:D:61:LEU:HD12	2:D:61:LEU:HA	1.92	0.40
2:D:209:ILE:HD11	3:E:369:ILE:HB	2.03	0.40
1:F:122:ARG:HB2	1:F:122:ARG:NH1	2.36	0.40
1:F:991:ILE:HD12	1:F:1035:ILE:HD11	2.03	0.40
1:G:34:ILE:HD12	1:G:34:ILE:N	2.36	0.40
1:G:85:ARG:NH2	1:G:134:SER:OG	2.54	0.40
1:G:894:LEU:HD23	1:G:894:LEU:N	2.35	0.40
1:A:970:GLN:OE1	1:A:971:SER:N	2.53	0.40
1:A:1050:THR:HG21	1:A:1058:LEU:CD2	2.51	0.40
1:B:34:ILE:N	1:B:34:ILE:HD12	2.36	0.40
1:B:113:THR:HG22	1:B:122:ARG:CG	2.44	0.40
1:B:940:ASP:OD1	1:B:941:ALA:N	2.54	0.40
1:B:1011:ARG:N	1:B:1011:ARG:HD3	2.36	0.40
2:C:45:LEU:H	2:C:45:LEU:CD1	2.17	0.40
2:C:127:LEU:HD23	2:C:127:LEU:HA	1.95	0.40
3:E:136:ILE:CD1	3:J:267:LEU:CD2	3.00	0.40
3:E:182:VAL:HG13	3:E:279:ALA:CA	2.51	0.40
1:F:27:HIS:O	3:J:387:LEU:HD11	2.22	0.40
1:F:806:ARG:NH1	1:G:806:ARG:HD2	2.36	0.40
1:F:893:ARG:HE	1:F:893:ARG:HB3	1.71	0.40
1:G:128:TRP:HH2	1:G:142:LEU:HB2	1.86	0.40
1:G:235:ALA:CB	1:G:954:LEU:HD21	2.50	0.40
1:G:801:MET:SD	1:G:817:ALA:HA	2.62	0.40
1:G:914:LEU:CD1	1:G:931:LEU:HD22	2.52	0.40
2:H:138:GLN:O	2:H:141:VAL:HG12	2.21	0.40
2:I:78:GLU:O	2:I:81:THR:HG22	2.21	0.40
3:J:97:ARG:O	3:J:98:ASP:HB3	2.21	0.40
3:J:465:ARG:NH2	3:J:481:ASN:O	2.48	0.40
3:J:480:PHE:HB3	3:J:482:LEU:CD1	2.52	0.40
1:A:268:SER:CB	1:A:797:LEU:HD22	2.50	0.40
1:A:815:ALA:CB	1:A:824:VAL:HG21	2.51	0.40
1:B:85:ARG:NH2	1:B:134:SER:OG	2.54	0.40
1:B:790:LEU:HD23	1:B:790:LEU:C	2.41	0.40
1:B:842:ASN:HA	1:B:845:LEU:HG	2.03	0.40
3:E:189:TYR:CD1	3:E:189:TYR:C	2.94	0.40
3:E:430:LEU:HG	3:E:485:THR:HG21	2.02	0.40
3:E:461:ILE:HD11	3:E:484:THR:HG21	2.02	0.40

Continued on next page...

Continued from previous page...

Atom-1	Atom-2	Interatomic distance (Å)	Clash overlap (Å)
1:F:59:LEU:O	1:F:187:TYR:OH	2.33	0.40
1:F:970:GLN:OE1	1:F:971:SER:N	2.54	0.40
1:F:991:ILE:HD12	1:F:1035:ILE:CD1	2.52	0.40
1:G:195:PHE:HD2	1:G:1014:LEU:HG	1.86	0.40
1:G:238:VAL:HG21	1:G:856:VAL:HG22	2.01	0.40
1:G:874:LEU:HD22	1:G:894:LEU:HG	2.03	0.40
1:A:65:ARG:HB3	1:A:68:LEU:HD13	2.02	0.40
1:B:958:PHE:CD1	1:B:958:PHE:N	2.89	0.40
3:E:50:LEU:HD21	3:E:86:ARG:CZ	2.52	0.40
3:E:267:LEU:O	3:E:271:LEU:CD1	2.70	0.40
3:E:424:GLU:HB3	3:E:426:ARG:HG2	2.03	0.40
1:F:68:LEU:CD2	1:F:207:ARG:HA	2.52	0.40
1:F:897:LYS:O	1:F:960:LEU:HB2	2.21	0.40
1:F:966:VAL:HG12	1:F:976:GLU:O	2.22	0.40
1:F:1024:PHE:CZ	1:F:1036:ILE:HD11	2.56	0.40
1:G:17:ARG:HA	1:G:32:ALA:O	2.21	0.40
1:G:60:LEU:HD22	1:G:60:LEU:N	2.36	0.40
1:G:887:GLN:CB	1:G:888:PRO:HD2	2.37	0.40
2:H:126:ASN:HA	3:J:352:GLN:O	2.21	0.40
2:I:132:LEU:HD21	2:I:186:LEU:HD23	2.02	0.40
3:J:459:GLU:OE2	3:J:461:ILE:HG13	2.21	0.40
3:J:469:GLU:OE1	3:J:479:ARG:HB2	2.22	0.40
1:A:172:GLU:HA	1:A:178:LEU:HD23	2.03	0.40
1:A:860:LEU:HD12	1:A:911:GLN:OE1	2.21	0.40
1:A:1040:ARG:HG2	1:A:1040:ARG:NH1	2.37	0.40
1:B:59:LEU:HD23	1:B:110:ILE:HD11	2.03	0.40
1:B:217:ILE:O	1:B:220:ILE:HB	2.21	0.40
1:B:242:PHE:HZ	1:B:932:GLN:CG	2.33	0.40
1:B:829:LEU:C	1:B:829:LEU:HD13	2.42	0.40
1:B:967:MET:HE2	1:B:972:GLY:O	2.20	0.40
1:B:994:SER:O	1:B:998:THR:HG23	2.21	0.40
3:E:7:GLN:O	3:E:11:ASN:OD1	2.38	0.40
3:E:173:ILE:HG22	3:J:150:ARG:HD3	2.03	0.40
1:F:48:GLY:CA	1:F:1068:VAL:HG11	2.51	0.40
1:F:275:GLN:HB3	1:F:790:LEU:HD21	2.02	0.40
1:G:881:MET:HE1	1:G:892:LEU:HG	2.02	0.40
2:H:125:LEU:O	3:J:354:VAL:HG22	2.21	0.40
2:I:165:LEU:HD23	2:I:165:LEU:HA	1.97	0.40
2:I:226:LEU:HD23	2:I:226:LEU:HA	1.79	0.40
3:J:356:LEU:HD23	3:J:356:LEU:HA	1.88	0.40
3:J:477:ARG:HB3	3:J:477:ARG:NH1	2.37	0.40

There are no symmetry-related clashes.

5.3 Torsion angles [i](#)

5.3.1 Protein backbone [i](#)

In the following table, the Percentiles column shows the percent Ramachandran outliers of the chain as a percentile score with respect to all PDB entries followed by that with respect to all EM entries.

The Analysed column shows the number of residues for which the backbone conformation was analysed, and the total number of residues.

Mol	Chain	Analysed	Favoured	Allowed	Outliers	Percentiles	
1	A	593/1096 (54%)	557 (94%)	35 (6%)	1 (0%)	47	80
1	B	593/1096 (54%)	557 (94%)	32 (5%)	4 (1%)	22	62
1	F	593/1096 (54%)	557 (94%)	35 (6%)	1 (0%)	47	80
1	G	593/1096 (54%)	565 (95%)	26 (4%)	2 (0%)	41	75
2	C	193/250 (77%)	178 (92%)	15 (8%)	0	100	100
2	D	193/250 (77%)	182 (94%)	11 (6%)	0	100	100
2	H	193/250 (77%)	179 (93%)	14 (7%)	0	100	100
2	I	193/250 (77%)	181 (94%)	12 (6%)	0	100	100
3	E	496/554 (90%)	471 (95%)	25 (5%)	0	100	100
3	J	496/554 (90%)	471 (95%)	25 (5%)	0	100	100
All	All	4136/6492 (64%)	3898 (94%)	230 (6%)	8 (0%)	50	80

All (8) Ramachandran outliers are listed below:

Mol	Chain	Res	Type
1	A	852	SER
1	B	1087	ARG
1	F	852	SER
1	G	1087	ARG
1	B	891	TYR
1	G	891	TYR
1	B	212	LYS
1	B	856	VAL

5.3.2 Protein sidechains [i](#)

In the following table, the Percentiles column shows the percent sidechain outliers of the chain as a percentile score with respect to all PDB entries followed by that with respect to all EM entries.

The Analysed column shows the number of residues for which the sidechain conformation was analysed, and the total number of residues.

Mol	Chain	Analysed	Rotameric	Outliers	Percentiles	
1	A	501/929 (54%)	484 (97%)	17 (3%)	37	68
1	B	501/929 (54%)	479 (96%)	22 (4%)	28	62
1	F	501/929 (54%)	484 (97%)	17 (3%)	37	68
1	G	501/929 (54%)	472 (94%)	29 (6%)	20	54
2	C	171/218 (78%)	168 (98%)	3 (2%)	59	81
2	D	171/218 (78%)	161 (94%)	10 (6%)	20	54
2	H	171/218 (78%)	166 (97%)	5 (3%)	42	71
2	I	171/218 (78%)	163 (95%)	8 (5%)	26	60
3	E	435/474 (92%)	406 (93%)	29 (7%)	16	49
3	J	435/474 (92%)	410 (94%)	25 (6%)	20	54
All	All	3558/5536 (64%)	3393 (95%)	165 (5%)	31	61

All (165) residues with a non-rotameric sidechain are listed below:

Mol	Chain	Res	Type
1	A	37	ASP
1	A	67	ASN
1	A	120	GLN
1	A	130	ASP
1	A	138	ASP
1	A	185	LYS
1	A	221	PHE
1	A	277	ARG
1	A	282	TRP
1	A	782	GLU
1	A	785	ARG
1	A	891	TYR
1	A	969	ARG
1	A	970	GLN
1	A	1029	HIS
1	A	1070	ARG

Continued on next page...

Continued from previous page...

Mol	Chain	Res	Type
1	A	1092	ARG
1	B	74	HIS
1	B	119	LYS
1	B	199	GLU
1	B	212	LYS
1	B	216	SER
1	B	242	PHE
1	B	256	ARG
1	B	281	ASP
1	B	799	LYS
1	B	819	LEU
1	B	820	ASP
1	B	854	ASP
1	B	865	HIS
1	B	875	ASN
1	B	901	HIS
1	B	918	ARG
1	B	969	ARG
1	B	978	ARG
1	B	1021	ASP
1	B	1026	ARG
1	B	1057	LEU
1	B	1059	ARG
2	C	76	HIS
2	C	159	ASP
2	C	161	LEU
2	D	76	HIS
2	D	101	TYR
2	D	107	ASP
2	D	108	GLU
2	D	137	ARG
2	D	168	TYR
2	D	212	HIS
2	D	213	LEU
2	D	215	ASP
2	D	218	ASN
3	E	1	MET
3	E	75	ASP
3	E	91	ARG
3	E	127	SER
3	E	193	SER
3	E	196	ARG

Continued on next page...

Continued from previous page...

Mol	Chain	Res	Type
3	E	201	ARG
3	E	205	SER
3	E	220	GLU
3	E	222	TYR
3	E	230	ARG
3	E	235	GLN
3	E	240	ASN
3	E	277	SER
3	E	294	ARG
3	E	306	ARG
3	E	348	MET
3	E	376	GLU
3	E	378	ASP
3	E	386	ASP
3	E	403	ASP
3	E	411	GLU
3	E	418	LEU
3	E	423	LYS
3	E	444	GLU
3	E	462	ASP
3	E	474	GLU
3	E	494	ASP
3	E	496	ASP
1	F	1	MET
1	F	37	ASP
1	F	120	GLN
1	F	138	ASP
1	F	139	MET
1	F	187	TYR
1	F	221	PHE
1	F	277	ARG
1	F	282	TRP
1	F	782	GLU
1	F	785	ARG
1	F	830	GLN
1	F	969	ARG
1	F	970	GLN
1	F	977	SER
1	F	997	LEU
1	F	1029	HIS
1	G	54	ASP
1	G	74	HIS

Continued on next page...

Continued from previous page...

Mol	Chain	Res	Type
1	G	79	ASP
1	G	119	LYS
1	G	199	GLU
1	G	212	LYS
1	G	219	GLU
1	G	281	ASP
1	G	799	LYS
1	G	808	ASP
1	G	819	LEU
1	G	820	ASP
1	G	854	ASP
1	G	865	HIS
1	G	875	ASN
1	G	891	TYR
1	G	918	ARG
1	G	932	GLN
1	G	942	CYS
1	G	969	ARG
1	G	978	ARG
1	G	1002	SER
1	G	1021	ASP
1	G	1026	ARG
1	G	1029	HIS
1	G	1057	LEU
1	G	1059	ARG
1	G	1077	MET
1	G	1079	SER
2	H	45	LEU
2	H	68	ASN
2	H	146	GLU
2	H	147	SER
2	H	175	GLU
2	I	101	TYR
2	I	107	ASP
2	I	108	GLU
2	I	137	ARG
2	I	168	TYR
2	I	176	SER
2	I	215	ASP
2	I	226	LEU
3	J	1	MET
3	J	75	ASP

Continued on next page...

Continued from previous page...

Mol	Chain	Res	Type
3	J	91	ARG
3	J	155	ARG
3	J	193	SER
3	J	196	ARG
3	J	198	ASP
3	J	222	TYR
3	J	230	ARG
3	J	235	GLN
3	J	249	SER
3	J	277	SER
3	J	294	ARG
3	J	306	ARG
3	J	348	MET
3	J	367	PRO
3	J	378	ASP
3	J	386	ASP
3	J	403	ASP
3	J	423	LYS
3	J	444	GLU
3	J	462	ASP
3	J	474	GLU
3	J	494	ASP
3	J	496	ASP

Sometimes sidechains can be flipped to improve hydrogen bonding and reduce clashes. All (22) such sidechains are listed below:

Mol	Chain	Res	Type
1	A	206	ASN
1	A	937	GLN
1	B	120	GLN
1	B	151	GLN
1	B	273	GLN
1	B	278	GLN
1	B	858	GLN
1	B	901	HIS
1	B	937	GLN
3	E	18	GLN
3	E	415	GLN
1	F	67	ASN
1	F	206	ASN
1	F	830	GLN
1	F	937	GLN

Continued on next page...

Continued from previous page...

Mol	Chain	Res	Type
1	G	120	GLN
1	G	151	GLN
1	G	273	GLN
1	G	278	GLN
1	G	858	GLN
1	G	937	GLN
3	J	18	GLN

5.3.3 RNA [i](#)

There are no RNA molecules in this entry.

5.4 Non-standard residues in protein, DNA, RNA chains [i](#)

There are no non-standard protein/DNA/RNA residues in this entry.

5.5 Carbohydrates [i](#)

There are no monosaccharides in this entry.

5.6 Ligand geometry [i](#)

4 ligands are modelled in this entry.

In the following table, the Counts columns list the number of bonds (or angles) for which Mogul statistics could be retrieved, the number of bonds (or angles) that are observed in the model and the number of bonds (or angles) that are defined in the Chemical Component Dictionary. The Link column lists molecule types, if any, to which the group is linked. The Z score for a bond length (or angle) is the number of standard deviations the observed value is removed from the expected value. A bond length (or angle) with $|Z| > 2$ is considered an outlier worth inspection. RMSZ is the root-mean-square of all Z scores of the bond lengths (or angles).

Mol	Type	Chain	Res	Link	Bond lengths			Bond angles		
					Counts	RMSZ	# Z > 2	Counts	RMSZ	# Z > 2
4	ADP	B	1101	-	24,29,29	1.94	8 (33%)	29,45,45	1.44	5 (17%)
4	ADP	F	1101	-	24,29,29	1.93	8 (33%)	29,45,45	1.39	5 (17%)
4	ADP	A	1101	-	24,29,29	1.92	8 (33%)	29,45,45	1.40	5 (17%)
4	ADP	G	1101	-	24,29,29	1.94	8 (33%)	29,45,45	1.46	6 (20%)

In the following table, the Chirals column lists the number of chiral outliers, the number of chiral

centers analysed, the number of these observed in the model and the number defined in the Chemical Component Dictionary. Similar counts are reported in the Torsion and Rings columns. '-' means no outliers of that kind were identified.

Mol	Type	Chain	Res	Link	Chirals	Torsions	Rings
4	ADP	B	1101	-	-	5/12/32/32	0/3/3/3
4	ADP	F	1101	-	-	7/12/32/32	0/3/3/3
4	ADP	A	1101	-	-	6/12/32/32	0/3/3/3
4	ADP	G	1101	-	-	7/12/32/32	0/3/3/3

All (32) bond length outliers are listed below:

Mol	Chain	Res	Type	Atoms	Z	Observed(Å)	Ideal(Å)
4	A	1101	ADP	O4'-C1'	4.90	1.47	1.41
4	B	1101	ADP	O4'-C1'	4.86	1.47	1.41
4	G	1101	ADP	O4'-C1'	4.85	1.47	1.41
4	F	1101	ADP	O4'-C1'	4.83	1.47	1.41
4	G	1101	ADP	C6-N6	3.15	1.45	1.34
4	B	1101	ADP	C6-N6	3.15	1.45	1.34
4	F	1101	ADP	C6-N6	3.15	1.45	1.34
4	A	1101	ADP	C6-N6	3.12	1.45	1.34
4	B	1101	ADP	C2'-C1'	-2.81	1.49	1.53
4	G	1101	ADP	C2'-C1'	-2.80	1.49	1.53
4	F	1101	ADP	C2'-C1'	-2.60	1.49	1.53
4	A	1101	ADP	C2'-C1'	-2.53	1.49	1.53
4	A	1101	ADP	C2'-C3'	-2.37	1.46	1.53
4	G	1101	ADP	C2'-C3'	-2.36	1.46	1.53
4	F	1101	ADP	C2'-C3'	-2.35	1.46	1.53
4	B	1101	ADP	C2'-C3'	-2.33	1.47	1.53
4	A	1101	ADP	PB-O2B	-2.27	1.46	1.54
4	F	1101	ADP	PB-O2B	-2.27	1.46	1.54
4	F	1101	ADP	PB-O3B	-2.25	1.46	1.54
4	B	1101	ADP	C5-N7	2.24	1.47	1.39
4	A	1101	ADP	C5-N7	2.24	1.47	1.39
4	G	1101	ADP	C5-N7	2.24	1.47	1.39
4	A	1101	ADP	PB-O3B	-2.24	1.46	1.54
4	F	1101	ADP	C5-N7	2.24	1.47	1.39
4	B	1101	ADP	PB-O3B	-2.21	1.46	1.54
4	G	1101	ADP	PB-O3B	-2.21	1.46	1.54
4	G	1101	ADP	C4-N3	-2.20	1.32	1.35
4	B	1101	ADP	C4-N3	-2.20	1.32	1.35
4	G	1101	ADP	PB-O2B	-2.20	1.46	1.54
4	B	1101	ADP	PB-O2B	-2.19	1.46	1.54
4	F	1101	ADP	C4-N3	-2.16	1.32	1.35

Continued on next page...

Continued from previous page...

Mol	Chain	Res	Type	Atoms	Z	Observed(Å)	Ideal(Å)
4	A	1101	ADP	C4-N3	-2.08	1.32	1.35

All (21) bond angle outliers are listed below:

Mol	Chain	Res	Type	Atoms	Z	Observed(°)	Ideal(°)
4	G	1101	ADP	C3'-C2'-C1'	3.56	106.34	100.98
4	B	1101	ADP	C3'-C2'-C1'	3.45	106.17	100.98
4	A	1101	ADP	C3'-C2'-C1'	3.31	105.96	100.98
4	F	1101	ADP	PA-O3A-PB	-3.18	121.90	132.83
4	F	1101	ADP	C3'-C2'-C1'	3.17	105.75	100.98
4	A	1101	ADP	PA-O3A-PB	-3.12	122.11	132.83
4	A	1101	ADP	O3B-PB-O3A	2.95	114.54	104.64
4	F	1101	ADP	O3B-PB-O3A	2.94	114.51	104.64
4	G	1101	ADP	O2B-PB-O3A	2.78	113.97	104.64
4	G	1101	ADP	PA-O3A-PB	-2.78	123.28	132.83
4	B	1101	ADP	O2B-PB-O3A	2.78	113.95	104.64
4	B	1101	ADP	PA-O3A-PB	-2.77	123.33	132.83
4	G	1101	ADP	O3B-PB-O3A	2.70	113.69	104.64
4	B	1101	ADP	O3B-PB-O3A	2.68	113.64	104.64
4	F	1101	ADP	O2B-PB-O3A	2.68	113.61	104.64
4	A	1101	ADP	O2B-PB-O3A	2.64	113.50	104.64
4	G	1101	ADP	O2A-PA-O1A	-2.27	101.04	112.24
4	B	1101	ADP	O2A-PA-O1A	-2.26	101.07	112.24
4	A	1101	ADP	O2A-PA-O1A	-2.17	101.53	112.24
4	F	1101	ADP	O2A-PA-O1A	-2.16	101.54	112.24
4	G	1101	ADP	C2'-C3'-C4'	2.05	106.63	102.64

There are no chirality outliers.

All (25) torsion outliers are listed below:

Mol	Chain	Res	Type	Atoms
4	A	1101	ADP	C5'-O5'-PA-O1A
4	A	1101	ADP	C5'-O5'-PA-O2A
4	B	1101	ADP	C5'-O5'-PA-O1A
4	B	1101	ADP	C5'-O5'-PA-O3A
4	F	1101	ADP	C5'-O5'-PA-O1A
4	F	1101	ADP	C5'-O5'-PA-O2A
4	G	1101	ADP	C5'-O5'-PA-O3A
4	A	1101	ADP	PA-O3A-PB-O1B
4	F	1101	ADP	PA-O3A-PB-O1B
4	A	1101	ADP	C5'-O5'-PA-O3A
4	A	1101	ADP	PB-O3A-PA-O2A

Continued on next page...

Continued from previous page...

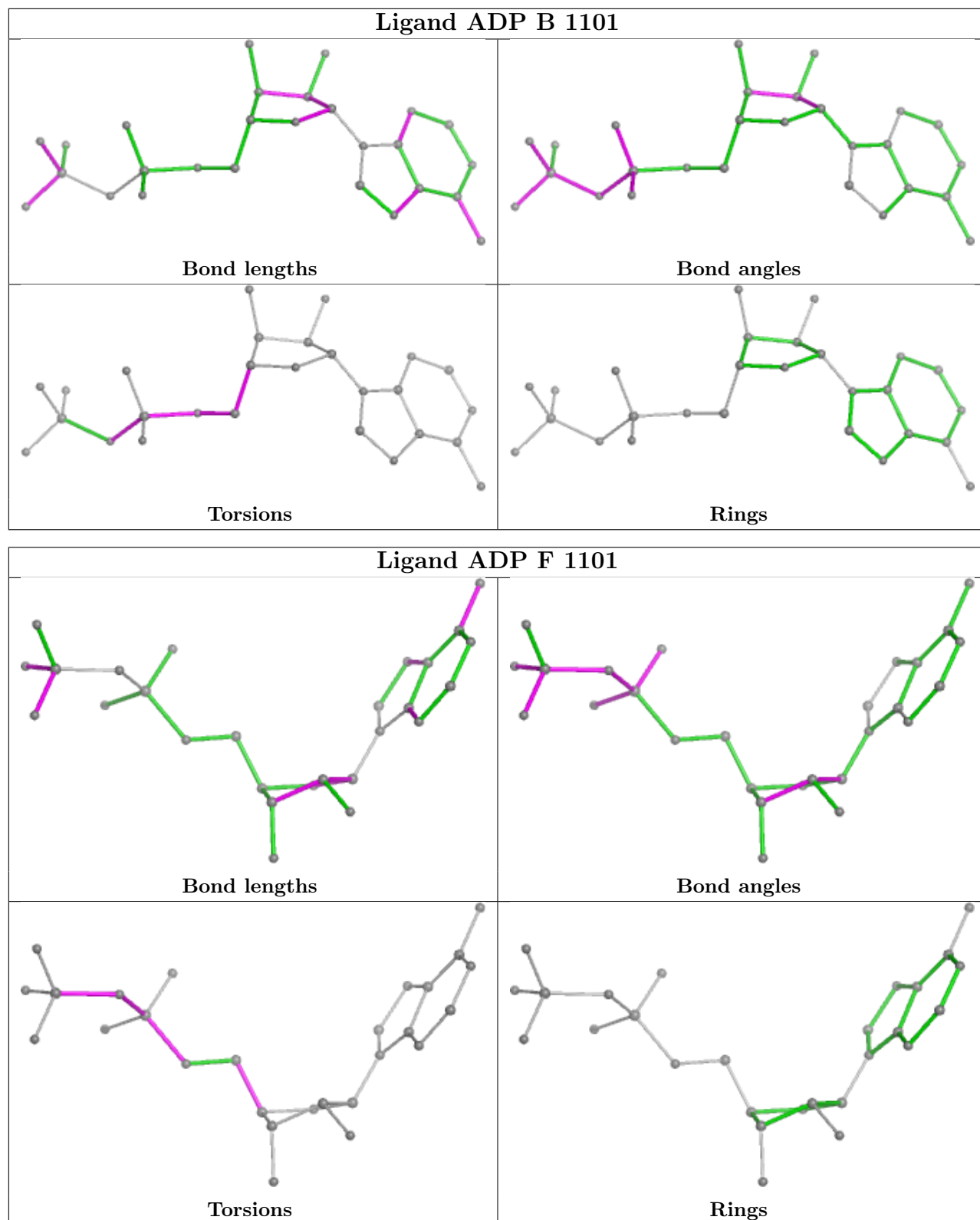
Mol	Chain	Res	Type	Atoms
4	B	1101	ADP	PB-O3A-PA-O1A
4	F	1101	ADP	PB-O3A-PA-O2A
4	G	1101	ADP	PB-O3A-PA-O2A
4	B	1101	ADP	C4'-C5'-O5'-PA
4	G	1101	ADP	C4'-C5'-O5'-PA
4	G	1101	ADP	C5'-O5'-PA-O2A
4	G	1101	ADP	O4'-C4'-C5'-O5'
4	B	1101	ADP	O4'-C4'-C5'-O5'
4	A	1101	ADP	O4'-C4'-C5'-O5'
4	G	1101	ADP	PA-O3A-PB-O2B
4	F	1101	ADP	C5'-O5'-PA-O3A
4	F	1101	ADP	O4'-C4'-C5'-O5'
4	F	1101	ADP	PB-O3A-PA-O1A
4	G	1101	ADP	PB-O3A-PA-O1A

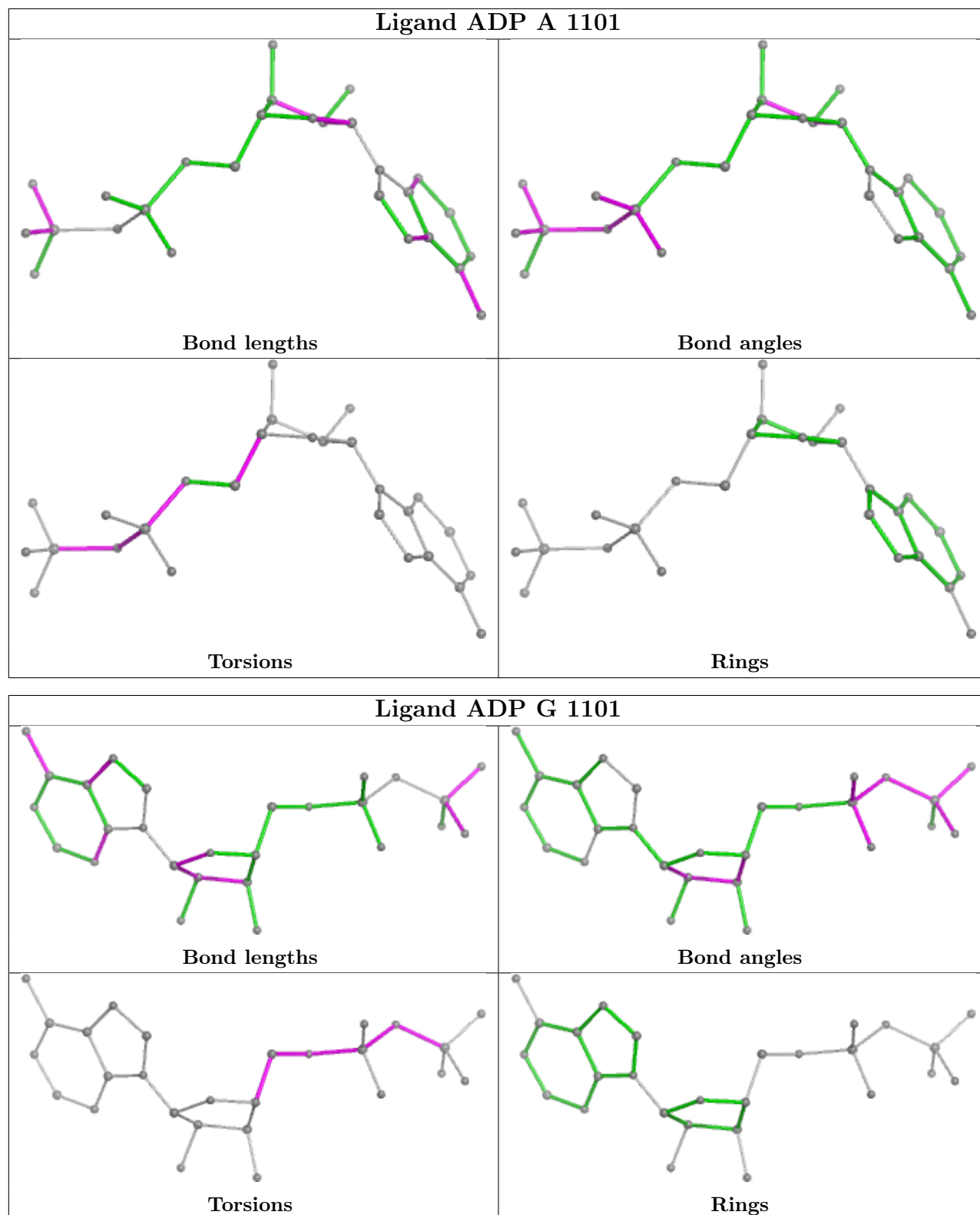
There are no ring outliers.

4 monomers are involved in 9 short contacts:

Mol	Chain	Res	Type	Clashes	Symm-Clashes
4	B	1101	ADP	3	0
4	F	1101	ADP	3	0
4	A	1101	ADP	1	0
4	G	1101	ADP	2	0

The following is a two-dimensional graphical depiction of Mogul quality analysis of bond lengths, bond angles, torsion angles, and ring geometry for all instances of the Ligand of Interest. In addition, ligands with molecular weight > 250 and outliers as shown on the validation Tables will also be included. For torsion angles, if less than 5% of the Mogul distribution of torsion angles is within 10 degrees of the torsion angle in question, then that torsion angle is considered an outlier. Any bond that is central to one or more torsion angles identified as an outlier by Mogul will be highlighted in the graph. For rings, the root-mean-square deviation (RMSD) between the ring in question and similar rings identified by Mogul is calculated over all ring torsion angles. If the average RMSD is greater than 60 degrees and the minimal RMSD between the ring in question and any Mogul-identified rings is also greater than 60 degrees, then that ring is considered an outlier. The outliers are highlighted in purple. The color gray indicates Mogul did not find sufficient equivalents in the CSD to analyse the geometry.





5.7 Other polymers [i](#)

There are no such residues in this entry.

5.8 Polymer linkage issues

There are no chain breaks in this entry.


6 Map visualisation [i](#)

This section contains visualisations of the EMDB entry EMD-16020. These allow visual inspection of the internal detail of the map and identification of artifacts.


Images derived from a raw map, generated by summing the deposited half-maps, are presented below the corresponding image components of the primary map to allow further visual inspection and comparison with those of the primary map.

6.1 Orthogonal projections [i](#)

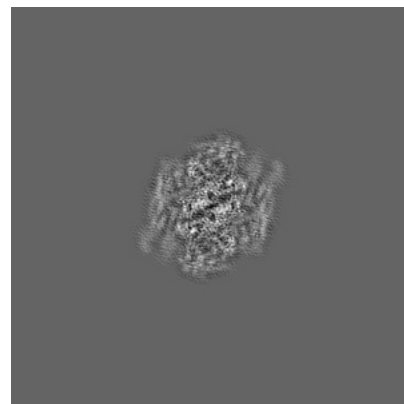
6.1.1 Primary map



X

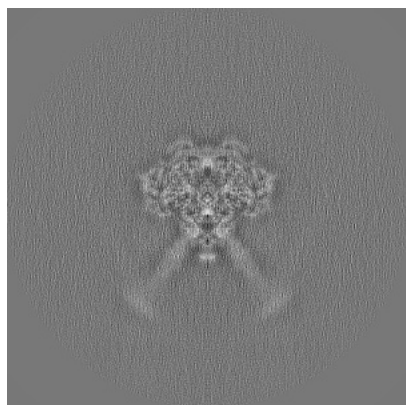


Y

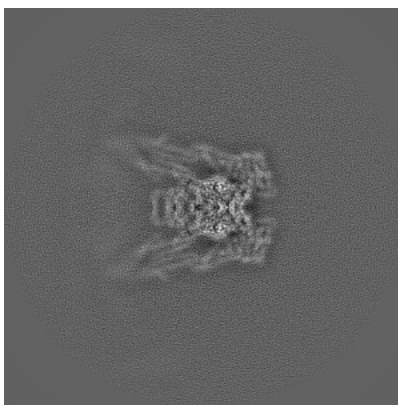


Z

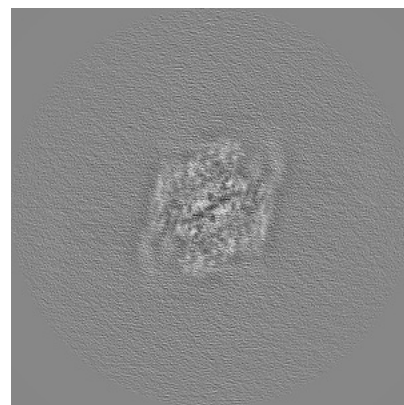
6.1.2 Raw map



X



Y




Z


The images above show the map projected in three orthogonal directions.

6.2 Central slices [i](#)


6.2.1 Primary map



X Index: 200

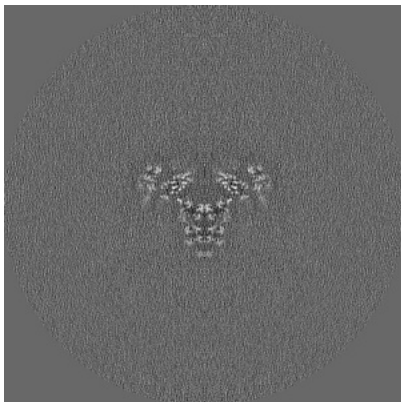


Y Index: 200




Z Index: 200

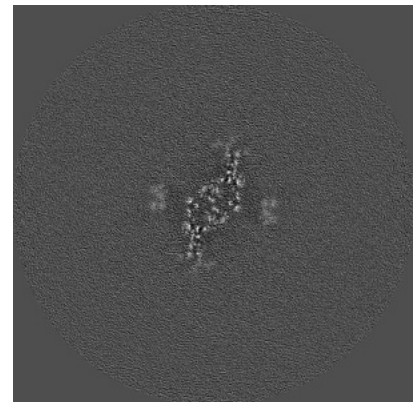
6.2.2 Raw map



X Index: 200



Y Index: 200

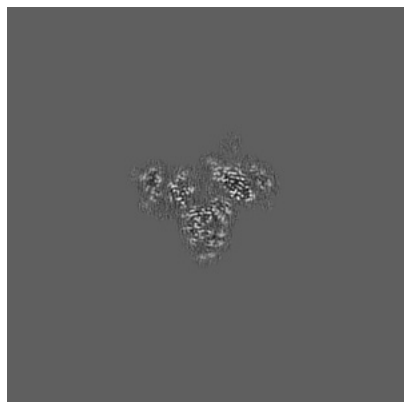


Z Index: 200


The images above show central slices of the map in three orthogonal directions.

6.3 Largest variance slices [i](#)


6.3.1 Primary map



X Index: 195

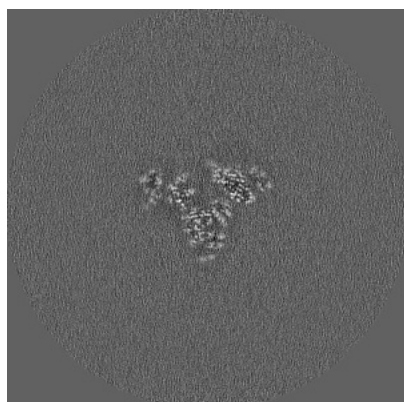


Y Index: 196

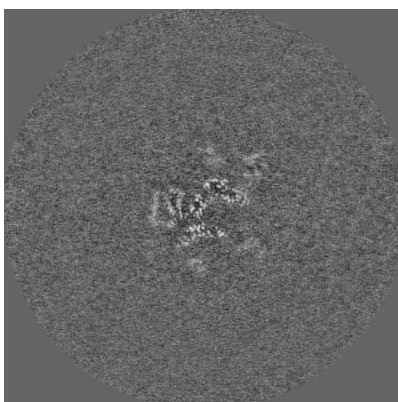


Z Index: 215

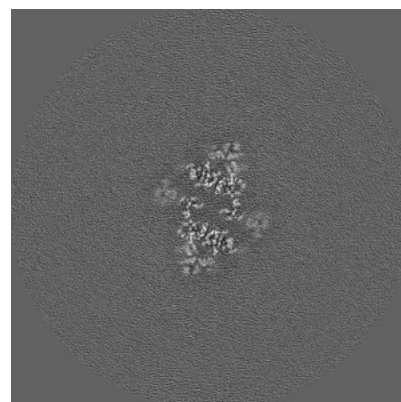
6.3.2 Raw map



X Index: 195



Y Index: 195




Z Index: 215


The images above show the largest variance slices of the map in three orthogonal directions.

6.4 Orthogonal standard-deviation projections (False-color) [i](#)


6.4.1 Primary map



X




Y




Z


6.4.2 Raw map



X



Y



Z

The images above show the map standard deviation projections with false color in three orthogonal directions. Minimum values are shown in green, max in blue, and dark to light orange shades represent small to large values respectively.

6.5 Orthogonal surface views [i](#)

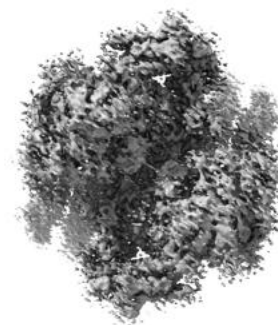
6.5.1 Primary map



X



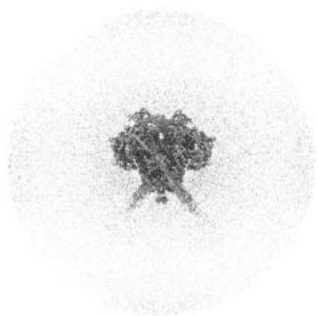
Y




Z

The images above show the 3D surface view of the map at the recommended contour level 0.00296. These images, in conjunction with the slice images, may facilitate assessment of whether an appropriate contour level has been provided.


6.5.2 Raw map



X



Y



Z

These images show the 3D surface of the raw map. The raw map's contour level was selected so that its surface encloses the same volume as the primary map does at its recommended contour level.

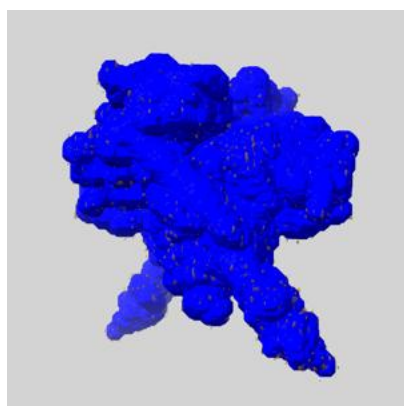
6.6 Mask visualisation [i](#)

This section shows the 3D surface view of the primary map at 50% transparency overlaid with the specified mask at 0% transparency

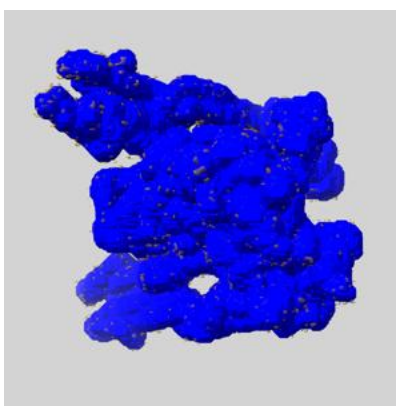
A mask typically either:

- Encompasses the whole structure
- Separates out a domain, a functional unit, a monomer or an area of interest from a larger structure

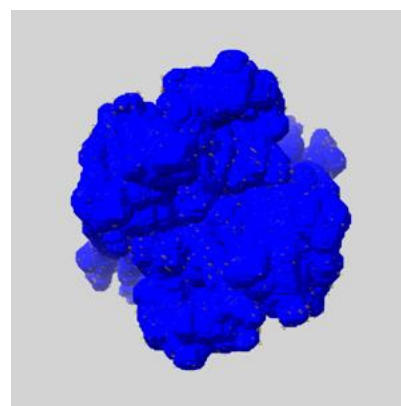
6.6.1 emd_16020_msk_1.map [i](#)



X



Y

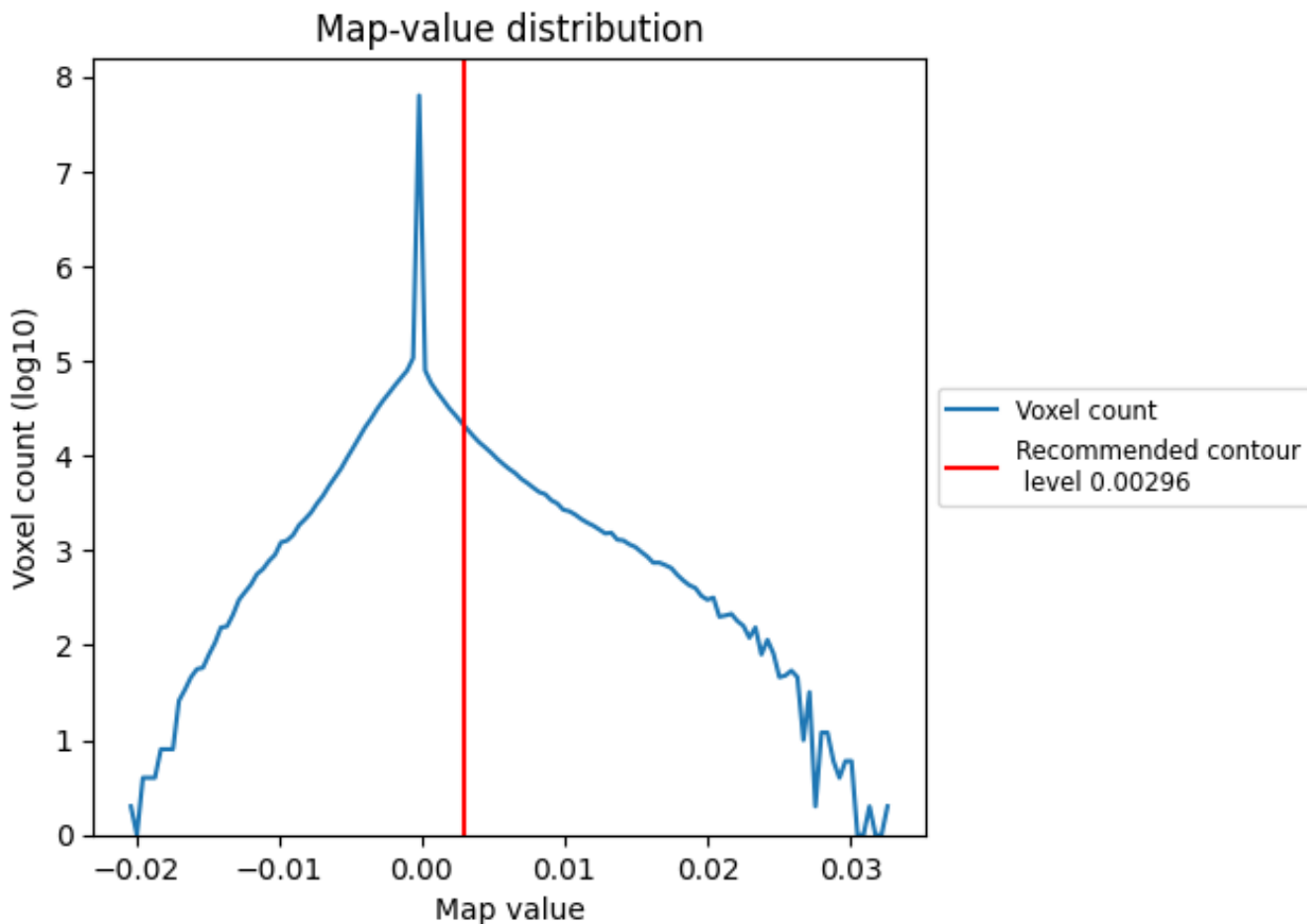


Z

7 Map analysis [i](#)

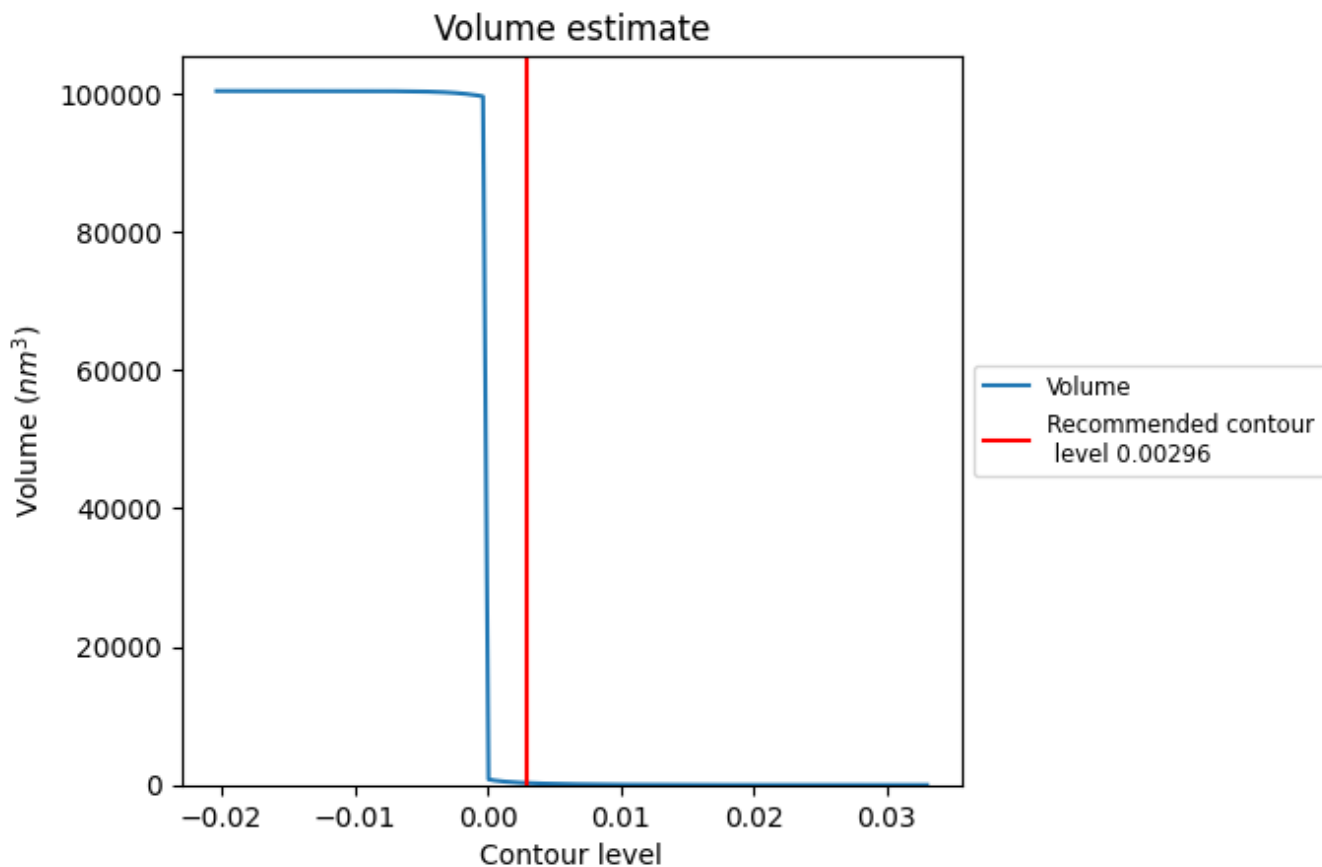
This section contains the results of statistical analysis of the map.

7.1 Map-value distribution [i](#)



The map-value distribution is plotted in 128 intervals along the x-axis. The y-axis is logarithmic. A spike in this graph at zero usually indicates that the volume has been masked.

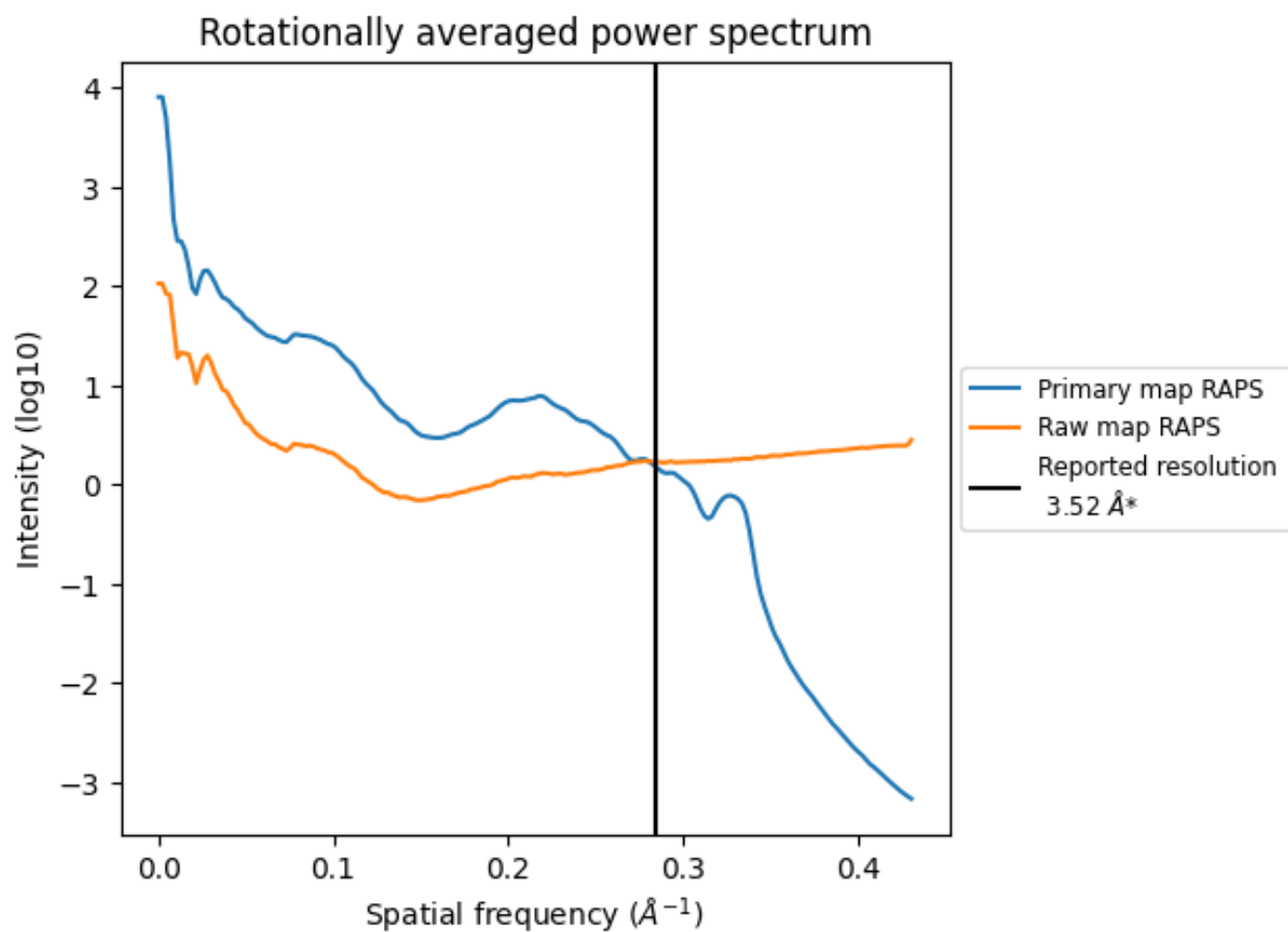
7.2 Volume estimate [\(i\)](#)



The volume at the recommended contour level is 278 nm^3 ; this corresponds to an approximate mass of 251 kDa.

The volume estimate graph shows how the enclosed volume varies with the contour level. The recommended contour level is shown as a vertical line and the intersection between the line and the curve gives the volume of the enclosed surface at the given level.

7.3 Rotationally averaged power spectrum i

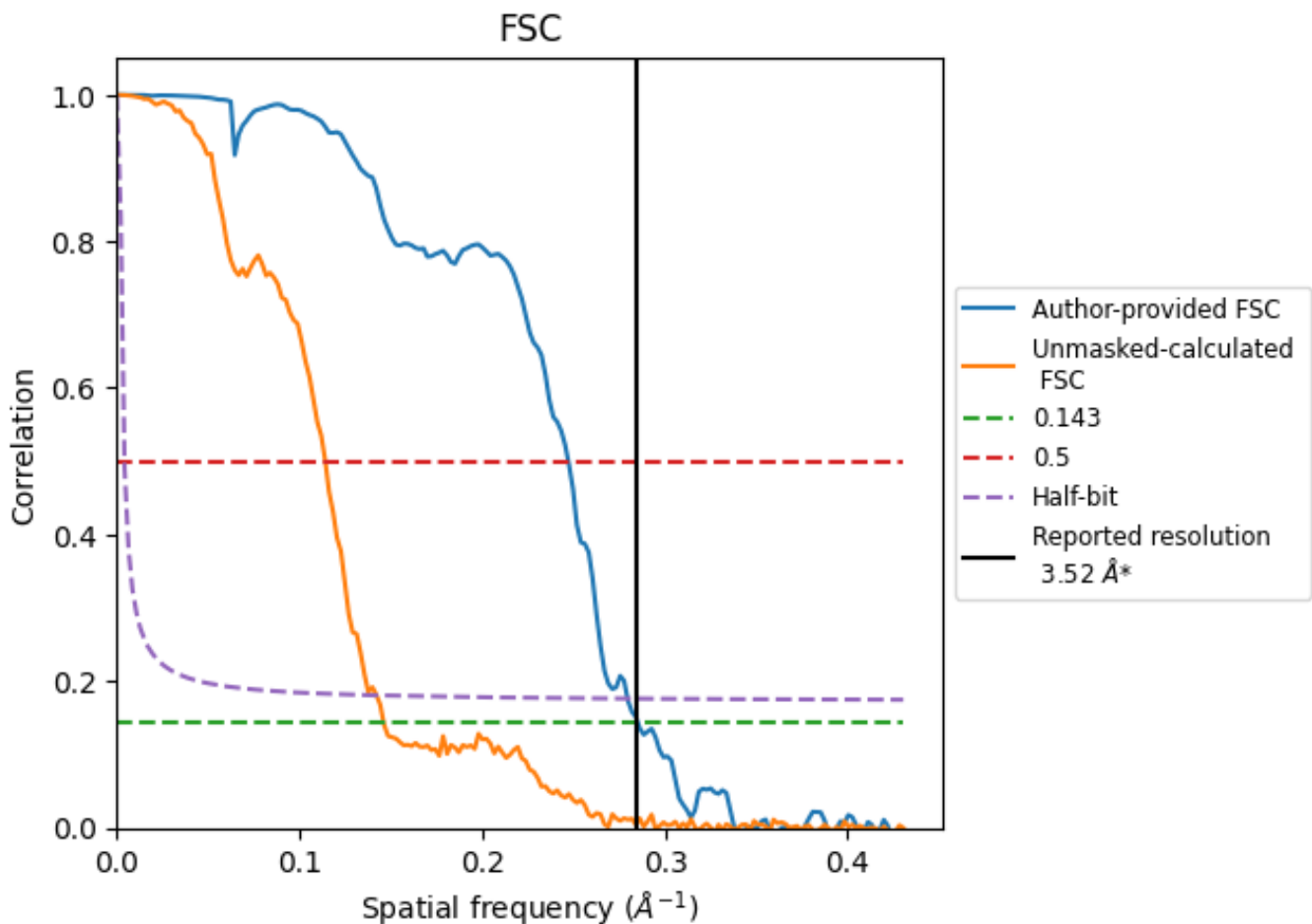


*Reported resolution corresponds to spatial frequency of 0.284 Å⁻¹

8 Fourier-Shell correlation [i](#)

Fourier-Shell Correlation (FSC) is the most commonly used method to estimate the resolution of single-particle and subtomogram-averaged maps. The shape of the curve depends on the imposed symmetry, mask and whether or not the two 3D reconstructions used were processed from a common reference. The reported resolution is shown as a black line. A curve is displayed for the half-bit criterion in addition to lines showing the 0.143 gold standard cut-off and 0.5 cut-off.

8.1 FSC [i](#)



*Reported resolution corresponds to spatial frequency of 0.284 Å⁻¹

8.2 Resolution estimates

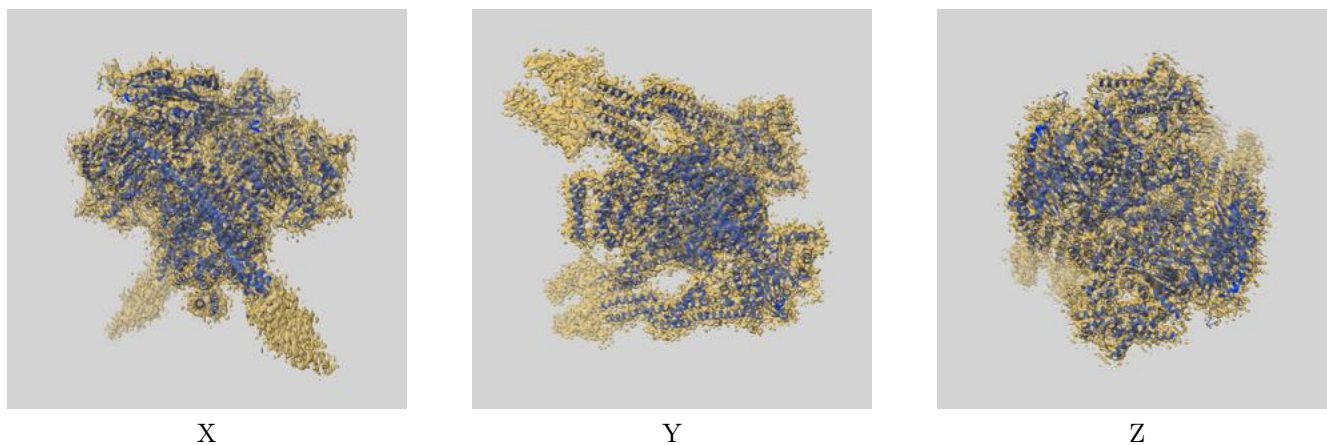
Resolution estimate (Å)	Estimation criterion (FSC cut-off)		
	0.143	0.5	Half-bit
Reported by author	3.52	-	-
Author-provided FSC curve	3.51	4.05	3.58
Unmasked-calculated*	6.84	8.76	7.03

*Resolution estimate based on FSC curve calculated by comparison of deposited half-maps. The value from deposited half-maps intersecting FSC 0.143 CUT-OFF 6.84 differs from the reported value 3.52 by more than 10 %

9 Map-model fit [i](#)

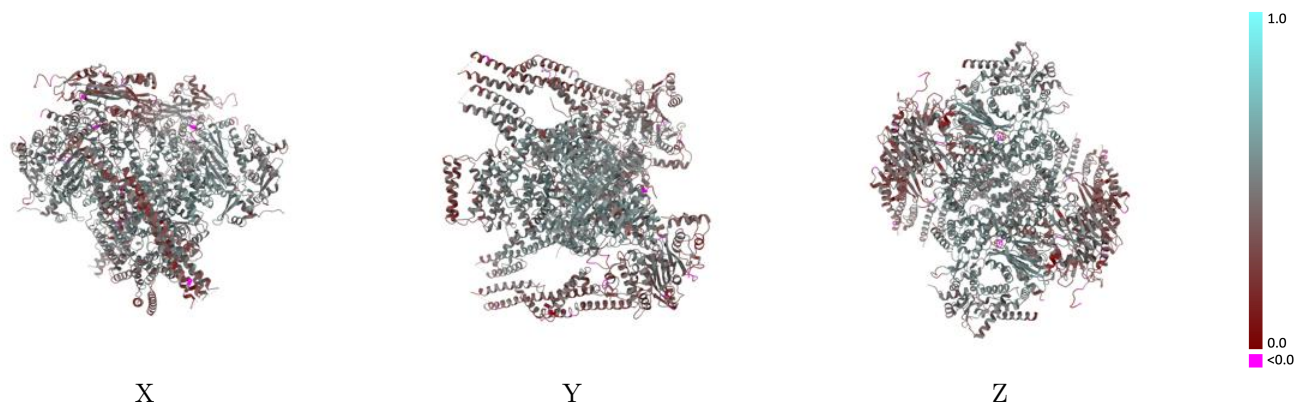
This section contains information regarding the fit between EMDB map EMD-16020 and PDB model 8BFN. Per-residue inclusion information can be found in section 3 on page 11.

9.1 Map-model overlay [i](#)




The images above show the 3D surface view of the map at the recommended contour level 0.00296 at 50% transparency in yellow overlaid with a ribbon representation of the model coloured in blue. These images allow for the visual assessment of the quality of fit between the atomic model and the map.

9.2 Q-score mapped to coordinate model [i](#)



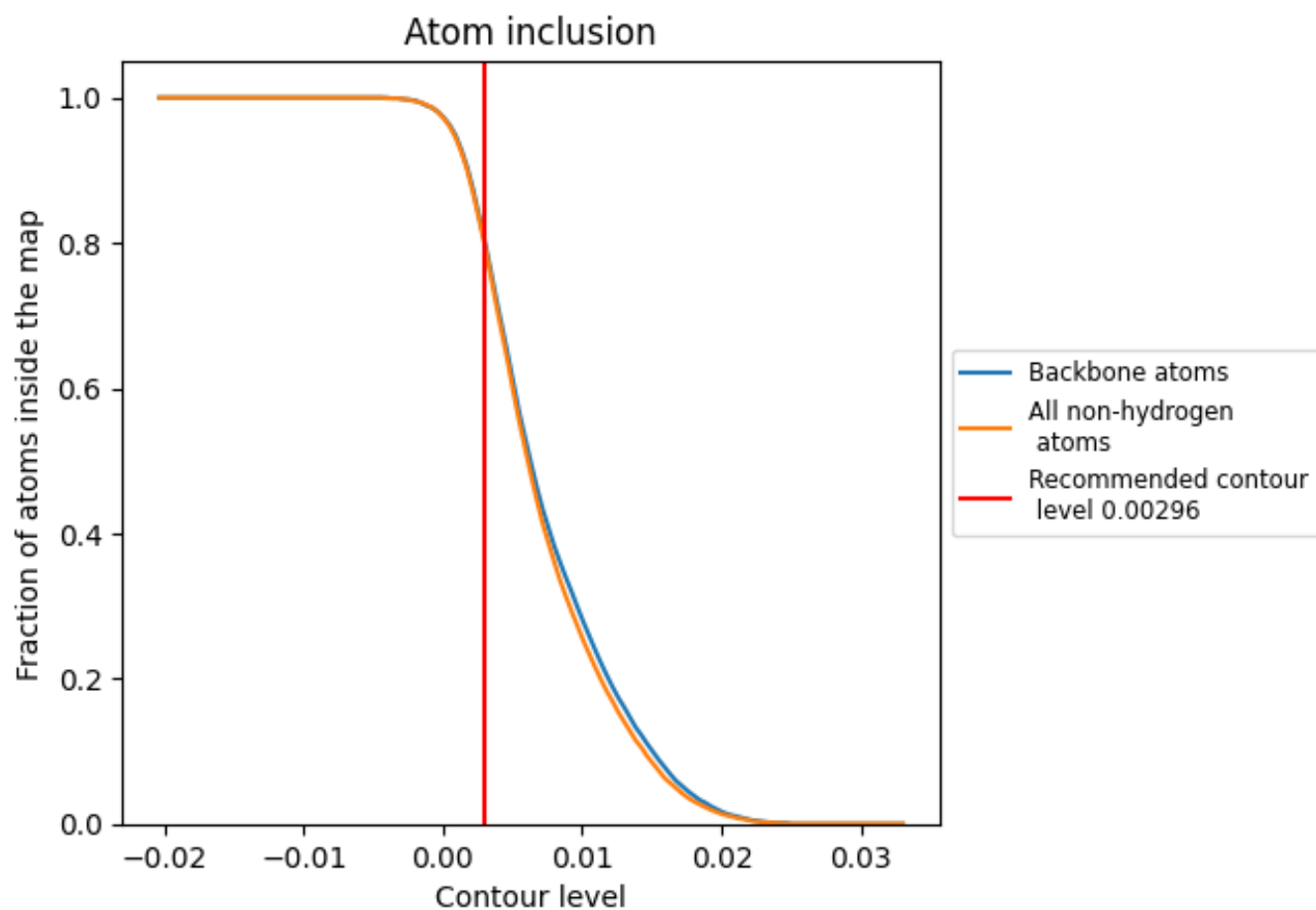
The images above show the model with each residue coloured according to its Q-score. This shows their resolvability in the map with higher Q-score values reflecting better resolvability. Please note: Q-score is calculating the resolvability of atoms, and thus high values are only expected at resolutions at which atoms can be resolved. Low Q-score values may therefore be expected for many entries.

9.3 Atom inclusion mapped to coordinate model [i](#)



The images above show the model with each residue coloured according to its atom inclusion. This shows to what extent they are inside the map at the recommended contour level (0.00296).























9.4 Atom inclusion [i](#)



At the recommended contour level, 81% of all backbone atoms, 80% of all non-hydrogen atoms, are inside the map.

9.5 Map-model fit summary

The table lists the average atom inclusion at the recommended contour level (0.00296) and Q-score for the entire model and for each chain.

Chain	Atom inclusion	Q-score
All	 0.8010	 0.4520
A	 0.8470	 0.5050
B	 0.7020	 0.3640
C	 0.8910	 0.5210
D	 0.8390	 0.4640
E	 0.8230	 0.4540
F	 0.8530	 0.5090
G	 0.7020	 0.3670
H	 0.8950	 0.5240
I	 0.8460	 0.4680
J	 0.8270	 0.4580

