



Full wwPDB NMR Structure Validation Report ⓘ

Mar 25, 2025 – 12:13 PM EDT

PDB ID : 9D9A
BMRB ID : 31195
Title : Incorporation of dehydro-aza-proline residues in avian pancreatic polypeptide:
Aza-Pro substitution at position 4
Authors : Wright, M.M.; Rajewski, B.H.; Gerrein, T.A.; Smith, L.J.; Horne, W.S.; Del
Valle, J.R.
Deposited on : 2024-08-21

This is a Full wwPDB NMR Structure Validation Report for a publicly released PDB entry.

We welcome your comments at validation@mail.wwpdb.org

A user guide is available at

<https://www.wwpdb.org/validation/2017/NMRValidationReportHelp>

with specific help available everywhere you see the ⓘ symbol.

The types of validation reports are described at

<http://www.wwpdb.org/validation/2017/FAQs#types>.

The following versions of software and data (see [references ⓘ](#)) were used in the production of this report:

MolProbity : 4.02b-467
Mogul : 2022.3.0, CSD as543be (2022)
Percentile statistics : 20231227.v01 (using entries in the PDB archive December 27th 2023)
wwPDB-RCI : v_1n_11_5_13_A (Berjanski et al., 2005)
PANAV : Wang et al. (2010)
wwPDB-ShiftChecker : v1.2
BMRB Restraints Analysis : v1.2
Ideal geometry (proteins) : Engh & Huber (2001)
Ideal geometry (DNA, RNA) : Parkinson et al. (1996)
Validation Pipeline (wwPDB-VP) : 2.41.4

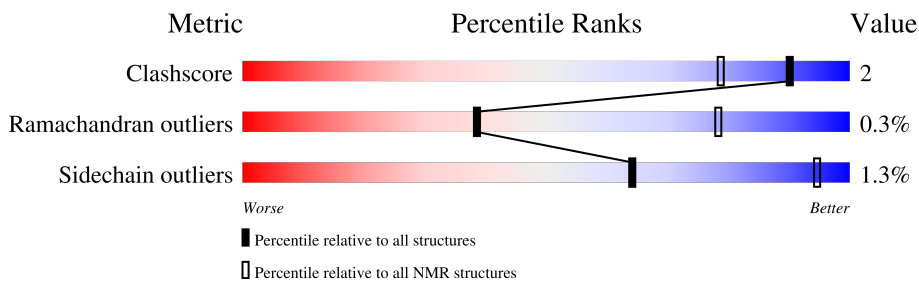
1 Overall quality at a glance

The following experimental techniques were used to determine the structure:

SOLUTION NMR

The overall completeness of chemical shifts assignment is 26%.

Percentile scores (ranging between 0-100) for global validation metrics of the entry are shown in the following graphic. The table shows the number of entries on which the scores are based.



Metric	Whole archive (#Entries)	NMR archive (#Entries)
Clashscore	210492	14027
Ramachandran outliers	207382	12486
Sidechain outliers	206894	12463

The table below summarises the geometric issues observed across the polymeric chains and their fit to the experimental data. The red, orange, yellow and green segments indicate the fraction of residues that contain outliers for ≥ 3 , 2, 1 and 0 types of geometric quality criteria. A cyan segment indicates the fraction of residues that are not part of the well-defined cores, and a grey segment represents the fraction of residues that are not modelled. The numeric value for each fraction is indicated below the corresponding segment, with a dot representing fractions $\leq 5\%$

Mol	Chain	Length	Quality of chain
1	A	37	
1	B	37	

2 Ensemble composition and analysis

This entry contains 10 models. Model 8 is the overall representative, medoid model (most similar to other models). The authors have identified model 1 as representative, based on the following criterion: *lowest energy*.

The following residues are included in the computation of the global validation metrics.

Well-defined (core) protein residues			
Well-defined core	Residue range (total)	Backbone RMSD (Å)	Medoid model
1	A:5-A:33, B:5-B:33 (58)	0.53	8

Ill-defined regions of proteins are excluded from the global statistics.

Ligands and non-protein polymers are included in the analysis.

The models can be grouped into 2 clusters and 1 single-model cluster was found.

Cluster number	Models
1	1, 2, 3, 4, 5, 9
2	7, 8, 10
Single-model clusters	6

3 Entry composition

There is only 1 type of molecule in this entry. The entry contains 1156 atoms, of which 558 are hydrogens and 0 are deuteriums.

- Molecule 1 is a protein called Pancreatic polypeptide.

Mol	Chain	Residues	Atoms					Trace
			Total	C	H	N	O	
1	A	37	578	189	279	53	57	1
1	B	37	578	189	279	53	57	1

There are 8 discrepancies between the modelled and reference sequences:

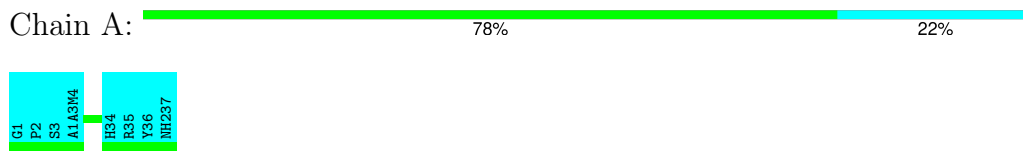
Chain	Residue	Modelled	Actual	Comment	Reference
A	4	A1A3M	GLN	engineered mutation	UNP P68249
A	22	ASP	ASN	conflict	UNP P68249
A	23	ASN	ASP	conflict	UNP P68249
A	37	NH2	-	amidation	UNP P68249
B	4	A1A3M	GLN	engineered mutation	UNP P68249
B	22	ASP	ASN	conflict	UNP P68249
B	23	ASN	ASP	conflict	UNP P68249
B	37	NH2	-	amidation	UNP P68249

4 Residue-property plots

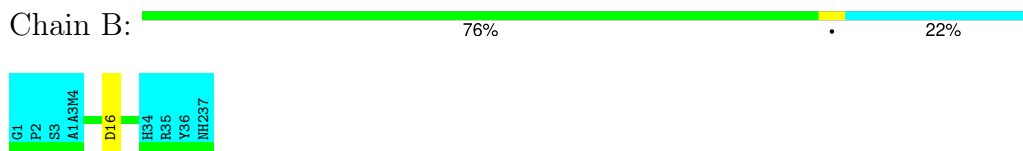
4.1 Average score per residue in the NMR ensemble

These plots are provided for all protein, RNA, DNA and oligosaccharide chains in the entry. The first graphic is the same as shown in the summary in section 1 of this report. The second graphic shows the sequence where residues are colour-coded according to the number of geometric quality criteria for which they contain at least one outlier: green = 0, yellow = 1, orange = 2 and red = 3 or more. Stretches of 2 or more consecutive residues without any outliers are shown as green connectors. Residues which are classified as ill-defined in the NMR ensemble, are shown in cyan with an underline colour-coded according to the previous scheme. Residues which were present in the experimental sample, but not modelled in the final structure are shown in grey.

- Molecule 1: Pancreatic polypeptide



- Molecule 1: Pancreatic polypeptide

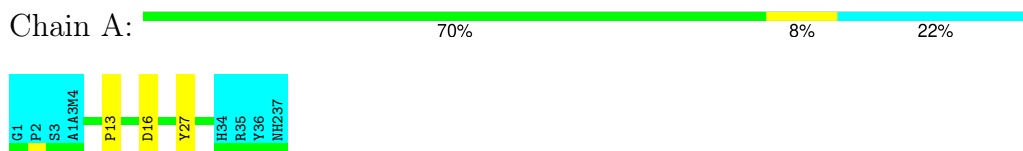


4.2 Scores per residue for each member of the ensemble

Colouring as in section 4.1 above.

4.2.1 Score per residue for model 1

- Molecule 1: Pancreatic polypeptide



- Molecule 1: Pancreatic polypeptide





4.2.2 Score per residue for model 2

- Molecule 1: Pancreatic polypeptide

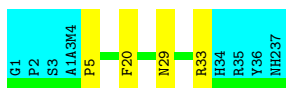


- Molecule 1: Pancreatic polypeptide

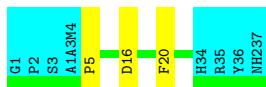


4.2.3 Score per residue for model 3

- Molecule 1: Pancreatic polypeptide

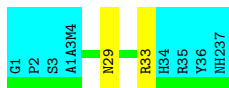


- Molecule 1: Pancreatic polypeptide

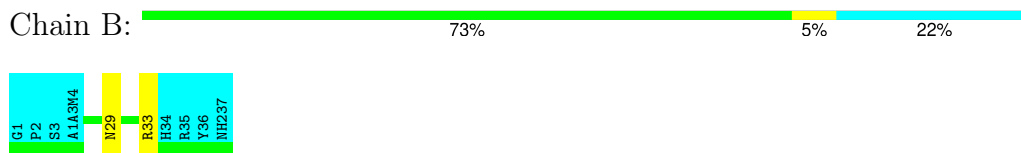


4.2.4 Score per residue for model 4

- Molecule 1: Pancreatic polypeptide

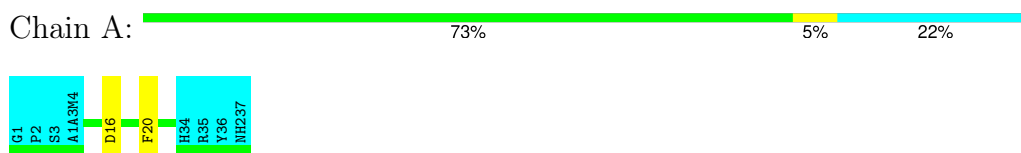


- Molecule 1: Pancreatic polypeptide

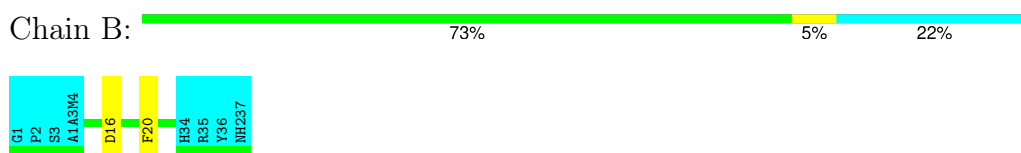


4.2.5 Score per residue for model 5

- Molecule 1: Pancreatic polypeptide

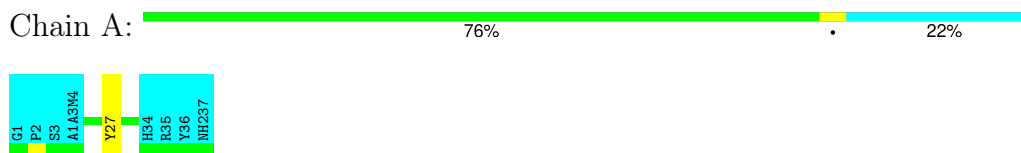


- Molecule 1: Pancreatic polypeptide

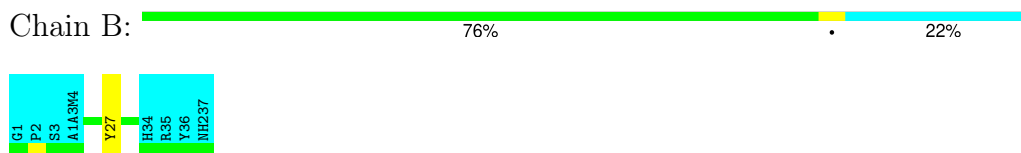


4.2.6 Score per residue for model 6

- Molecule 1: Pancreatic polypeptide



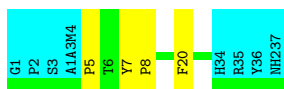
- Molecule 1: Pancreatic polypeptide



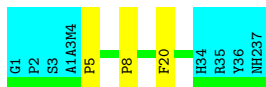
4.2.7 Score per residue for model 7

- Molecule 1: Pancreatic polypeptide



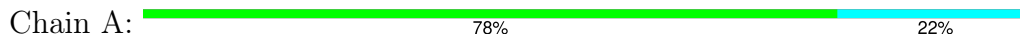


- Molecule 1: Pancreatic polypeptide

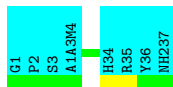
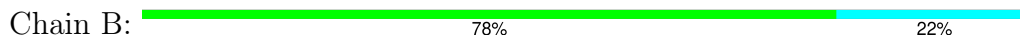


4.2.8 Score per residue for model 8 (medoid)

- Molecule 1: Pancreatic polypeptide

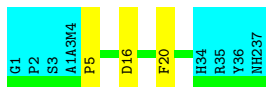


- Molecule 1: Pancreatic polypeptide



4.2.9 Score per residue for model 9

- Molecule 1: Pancreatic polypeptide



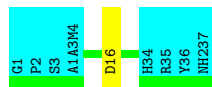
- Molecule 1: Pancreatic polypeptide



4.2.10 Score per residue for model 10

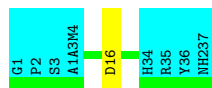
- Molecule 1: Pancreatic polypeptide

Chain A:  76% 22%



- Molecule 1: Pancreatic polypeptide

Chain B:  76% 22%



5 Refinement protocol and experimental data overview

The models were refined using the following method: *simulated annealing*.

Of the 100 calculated structures, 10 were deposited, based on the following criterion: *structures with the lowest energy*.

The following table shows the software used for structure solution, optimisation and refinement.

Software name	Classification	Version
ARIA	structure calculation	

The following table shows chemical shift validation statistics as aggregates over all chemical shift files. Detailed validation can be found in section 7 of this report.

Chemical shift file(s)	working_cs.cif
Number of chemical shift lists	1
Total number of shifts	253
Number of shifts mapped to atoms	253
Number of unparsed shifts	0
Number of shifts with mapping errors	0
Number of shifts with mapping warnings	0
Assignment completeness (well-defined parts)	26%

6 Model quality [i](#)

6.1 Standard geometry [i](#)

Bond lengths and bond angles in the following residue types are not validated in this section: NH2, A1A3M

There are no covalent bond-length or bond-angle outliers.

There are no bond-length outliers.

There are no bond-angle outliers.

There are no chirality outliers.

There are no planarity outliers.

6.2 Too-close contacts [i](#)

In the following table, the Non-H and H(model) columns list the number of non-hydrogen atoms and hydrogen atoms in each chain respectively. The H(added) column lists the number of hydrogen atoms added and optimized by MolProbity. The Clashes column lists the number of clashes averaged over the ensemble.

Mol	Chain	Non-H	H(model)	H(added)	Clashes
1	A	241	226	226	1±1
1	B	241	226	226	1±0
All	All	4820	4520	4520	15

The all-atom clashscore is defined as the number of clashes found per 1000 atoms (including hydrogen atoms). The all-atom clashscore for this structure is 2.

All unique clashes are listed below, sorted by their clash magnitude.

Atom-1	Atom-2	Clash(Å)	Distance(Å)	Models	
				Worst	Total
1:B:5:PRO:HB2	1:B:20:PHE:CE2	0.51	2.41	7	3
1:A:5:PRO:HB2	1:A:20:PHE:CE2	0.50	2.41	7	3
1:B:13:PRO:HG2	1:B:16:ASP:OD1	0.45	2.12	1	2
1:B:29:ASN:O	1:B:33:ARG:HB2	0.42	2.14	4	1
1:A:13:PRO:HG2	1:A:16:ASP:OD1	0.42	2.15	1	2
1:A:29:ASN:O	1:A:33:ARG:HB2	0.40	2.15	4	2
1:A:7:TYR:HB2	1:A:20:PHE:CE2	0.40	2.52	7	1
1:A:20:PHE:CE2	1:B:20:PHE:CE2	0.40	3.09	5	1

6.3 Torsion angles [i](#)

6.3.1 Protein backbone [i](#)

In the following table, the Percentiles column shows the percent Ramachandran outliers of the chain as a percentile score with respect to all PDB entries followed by that with respect to all NMR entries. The Analysed column shows the number of residues for which the backbone conformation was analysed and the total number of residues.

Mol	Chain	Analysed	Favoured	Allowed	Outliers	Percentiles	
1	A	29/37 (78%)	27±1 (92±4%)	2±1 (8±3%)	0±0 (0±1%)	38	78
1	B	29/37 (78%)	27±1 (92±4%)	2±1 (8±3%)	0±0 (0±1%)	38	78
All	All	580/740 (78%)	534 (92%)	44 (8%)	2 (0%)	38	78

All 2 unique Ramachandran outliers are listed below. They are sorted by the frequency of occurrence in the ensemble.

Mol	Chain	Res	Type	Models (Total)
1	A	8	PRO	1
1	B	8	PRO	1

6.3.2 Protein sidechains [i](#)

In the following table, the Percentiles column shows the percent sidechain outliers of the chain as a percentile score with respect to all PDB entries followed by that with respect to all NMR entries. The Analysed column shows the number of residues for which the sidechain conformation was analysed and the total number of residues.

Mol	Chain	Analysed	Rotameric	Outliers	Percentiles	
1	A	27/32 (84%)	27±0 (99±2%)	0±0 (1±2%)	69	95
1	B	27/32 (84%)	27±0 (99±2%)	0±0 (1±2%)	60	94
All	All	540/640 (84%)	533 (99%)	7 (1%)	64	94

All 2 unique residues with a non-rotameric sidechain are listed below. They are sorted by the frequency of occurrence in the ensemble.

Mol	Chain	Res	Type	Models (Total)
1	B	16	ASP	4
1	A	16	ASP	3

6.3.3 RNA [i](#)

There are no RNA molecules in this entry.

6.4 Non-standard residues in protein, DNA, RNA chains [i](#)

2 non-standard protein/DNA/RNA residues are modelled in this entry.

In the following table, the Counts columns list the number of bonds for which Mogul statistics could be retrieved, the number of bonds that are observed in the model and the number of bonds that are defined in the chemical component dictionary. The Link column lists molecule types, if any, to which the group is linked. The Z score for a bond length is the number of standard deviations the observed value is removed from the expected value. A bond length with $|Z| > 2$ is considered an outlier worth inspection. RMSZ is the average root-mean-square of all Z scores of the bond lengths.

Mol	Type	Chain	Res	Link	Bond lengths		
					Counts	RMSZ	#Z>2
1	A1A3M	B	4	1	3,7,8	1.22±0.04	0±0 (0±0%)
1	A1A3M	A	4	1	3,7,8	1.19±0.05	0±0 (0±0%)

In the following table, the Counts columns list the number of angles for which Mogul statistics could be retrieved, the number of angles that are observed in the model and the number of angles that are defined in the chemical component dictionary. The Link column lists molecule types, if any, to which the group is linked. The Z score for a bond angle is the number of standard deviations the observed value is removed from the expected value. A bond angle with $|Z| > 2$ is considered an outlier worth inspection. RMSZ is the average root-mean-square of all Z scores of the bond angles.

Mol	Type	Chain	Res	Link	Bond angles		
					Counts	RMSZ	#Z>2
1	A1A3M	B	4	1	4,8,10	1.46±0.03	0±0 (0±0%)
1	A1A3M	A	4	1	4,8,10	1.46±0.03	0±0 (0±0%)

In the following table, the Chirals column lists the number of chiral outliers, the number of chiral centers analysed, the number of these observed in the model and the number defined in the chemical component dictionary. Similar counts are reported in the Torsion and Rings columns. '-' means no outliers of that kind were identified.

Mol	Type	Chain	Res	Link	Chirals	Torsions	Rings
1	A1A3M	B	4	1	-	0±0,0,9,11	0±0,1,1,1
1	A1A3M	A	4	1	-	0±0,0,9,11	0±0,1,1,1

There are no bond-length outliers.

There are no bond-angle outliers.

There are no chirality outliers.

There are no torsion outliers.

There are no ring outliers.

6.5 Carbohydrates [i](#)

There are no oligosaccharides in this entry.

6.6 Ligand geometry [i](#)

There are no ligands in this entry.

6.7 Other polymers [i](#)

There are no such molecules in this entry.

6.8 Polymer linkage issues [i](#)

There are no chain breaks in this entry.

7 Chemical shift validation [i](#)

The completeness of assignment taking into account all chemical shift lists is 26% for the well-defined parts and 25% for the entire structure.

7.1 Chemical shift list 1

File name: working_cs.cif

Chemical shift list name: *starch_output*

7.1.1 Bookkeeping [i](#)

The following table shows the results of parsing the chemical shift list and reports the number of nuclei with statistically unusual chemical shifts.

Total number of shifts	253
Number of shifts mapped to atoms	253
Number of unparsed shifts	0
Number of shifts with mapping errors	0
Number of shifts with mapping warnings	0
Number of shift outliers (ShiftChecker)	0

7.1.2 Chemical shift referencing [i](#)

No chemical shift referencing corrections were calculated (not enough data).

7.1.3 Completeness of resonance assignments [i](#)

The following table shows the completeness of the chemical shift assignments for the well-defined regions of the structure. The overall completeness is 26%, i.e. 211 atoms were assigned a chemical shift out of a possible 814. 0 out of 12 assigned methyl groups (LEU and VAL) were assigned stereospecifically.

	Total	¹ H	¹³ C	¹⁵ N
Backbone	55/280 (20%)	55/112 (49%)	0/116 (0%)	0/52 (0%)
Sidechain	140/460 (30%)	140/296 (47%)	0/144 (0%)	0/20 (0%)
Aromatic	16/74 (22%)	16/34 (47%)	0/40 (0%)	0/0 (—%)
Overall	211/814 (26%)	211/442 (48%)	0/300 (0%)	0/72 (0%)

The following table shows the completeness of the chemical shift assignments for the full structure. The overall completeness is 25%, i.e. 247 atoms were assigned a chemical shift out of a possible 978. 0 out of 12 assigned methyl groups (LEU and VAL) were assigned stereospecifically.

	Total	¹ H	¹³ C	¹⁵ N
Backbone	66/338 (20%)	66/136 (49%)	0/140 (0%)	0/62 (0%)
Sidechain	159/532 (30%)	159/342 (46%)	0/164 (0%)	0/26 (0%)
Aromatic	22/108 (20%)	22/50 (44%)	0/54 (0%)	0/4 (0%)
Overall	247/978 (25%)	247/528 (47%)	0/358 (0%)	0/92 (0%)

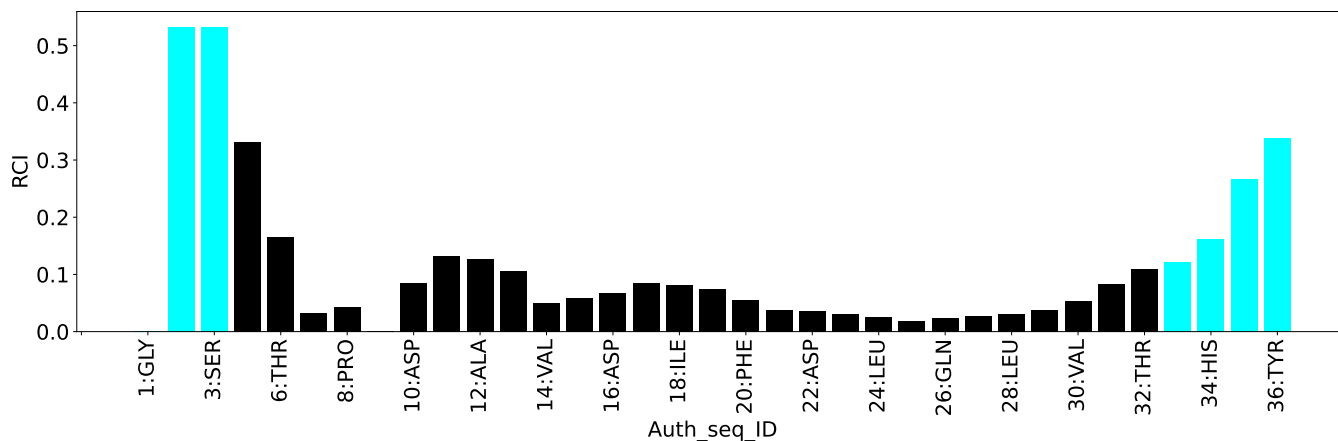
7.1.4 Statistically unusual chemical shifts [i](#)

There are no statistically unusual chemical shifts.

7.1.5 Random Coil Index (RCI) plots [i](#)

The image below reports *random coil index* values for the protein chains in the structure. The height of each bar gives a probability of a given residue to be disordered, as predicted from the available chemical shifts and the amino acid sequence. A value above 0.2 is an indication of significant predicted disorder. The colour of the bar shows whether the residue is in the well-defined core (black) or in the ill-defined residue ranges (cyan), as described in section 2 on ensemble composition. If well-defined core and ill-defined regions are not identified then it is shown as gray bars.

Random coil index (RCI) for chain A:



8 NMR restraints analysis

8.1 Conformationally restricting restraints

The following table provides the summary of experimentally observed NMR restraints in different categories. Restraints are classified into different categories based on the sequence separation of the atoms involved.

Description	Value
Total distance restraints	1580
Intra-residue ($ i-j =0$)	614
Sequential ($ i-j =1$)	346
Medium range ($ i-j >1$ and $ i-j <5$)	350
Long range ($ i-j \geq 5$)	102
Inter-chain	104
Hydrogen bond restraints	64
Disulfide bond restraints	0
Total dihedral-angle restraints	0
Number of unmapped restraints	0
Number of restraints per residue	21.4
Number of long range restraints per residue ¹	1.4

¹Long range hydrogen bonds and disulfide bonds are counted as long range restraints while calculating the number of long range restraints per residue

8.2 Residual restraint violations

This section provides the overview of the restraint violations analysis. The violations are binned as small, medium and large violations based on its absolute value. Average number of violations per model is calculated by dividing the total number of violations in each bin by the size of the ensemble.

8.2.1 Average number of distance violations per model

Distance violations less than 0.1 Å are not included in the calculation.

Bins (Å)	Average number of violations per model	Max (Å)
0.1-0.2 (Small)	17.9	0.2
0.2-0.5 (Medium)	47.6	0.5
>0.5 (Large)	59.3	3.28

8.2.2 Average number of dihedral-angle violations per model

Dihedral-angle violations less than 1° are not included in the calculation. There are no dihedral-angle violations

9 Distance violation analysis i

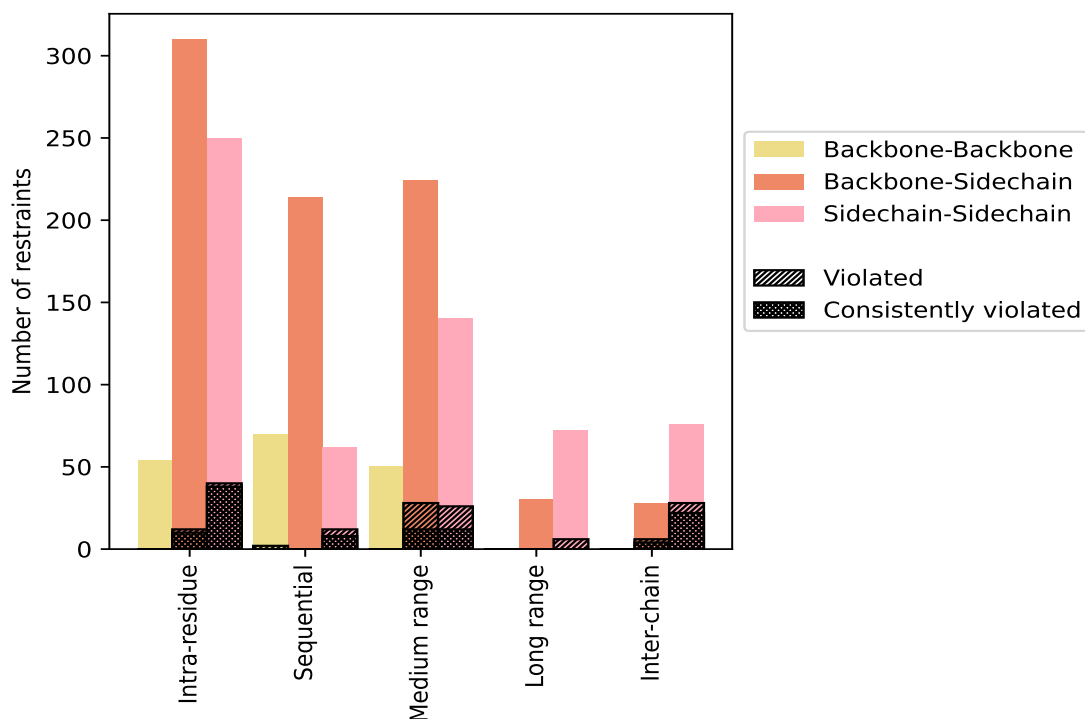
9.1 Summary of distance violations i

The following table shows the summary of distance violations in different restraint categories based on the sequence separation of the atoms involved. Each category is further sub-divided into three sub-categories based on the atoms involved. Violations less than 0.1 Å are not included in the statistics.

Restrains type	Count	% ¹	Violated ³			Consistently Violated ⁴		
			Count	% ²	% ¹	Count	% ²	% ¹
Intra-residue ($i-j =0$)	614	38.9	52	8.5	3.3	48	7.8	3.0
Backbone-Backbone	54	3.4	0	0.0	0.0	0	0.0	0.0
Backbone-Sidechain	310	19.6	12	3.9	0.8	10	3.2	0.6
Sidechain-Sidechain	250	15.8	40	16.0	2.5	38	15.2	2.4
Sequential ($i-j =1$)	346	21.9	14	4.0	0.9	8	2.3	0.5
Backbone-Backbone	70	4.4	2	2.9	0.1	0	0.0	0.0
Backbone-Sidechain	214	13.5	0	0.0	0.0	0	0.0	0.0
Sidechain-Sidechain	62	3.9	12	19.4	0.8	8	12.9	0.5
Medium range ($i-j >1$ & $i-j <5$)	350	22.2	44	12.6	2.8	22	6.3	1.4
Backbone-Backbone	50	3.2	0	0.0	0.0	0	0.0	0.0
Backbone-Sidechain	160	10.1	18	11.2	1.1	10	6.2	0.6
Sidechain-Sidechain	140	8.9	26	18.6	1.6	12	8.6	0.8
Long range ($i-j \geq 5$)	102	6.5	6	5.9	0.4	0	0.0	0.0
Backbone-Backbone	0	0.0	0	0.0	0.0	0	0.0	0.0
Backbone-Sidechain	30	1.9	0	0.0	0.0	0	0.0	0.0
Sidechain-Sidechain	72	4.6	6	8.3	0.4	0	0.0	0.0
Inter-chain	104	6.6	34	32.7	2.2	26	25.0	1.6
Backbone-Backbone	0	0.0	0	0.0	0.0	0	0.0	0.0
Backbone-Sidechain	28	1.8	6	21.4	0.4	4	14.3	0.3
Sidechain-Sidechain	76	4.8	28	36.8	1.8	22	28.9	1.4
Hydrogen bond	64	4.1	10	15.6	0.6	2	3.1	0.1
Disulfide bond	0	0.0	0	0.0	0.0	0	0.0	0.0
Total	1580	100.0	160	10.1	10.1	106	6.7	6.7
Backbone-Backbone	174	11.0	2	1.1	0.1	0	0.0	0.0
Backbone-Sidechain	806	51.0	46	5.7	2.9	26	3.2	1.6
Sidechain-Sidechain	600	38.0	112	18.7	7.1	80	13.3	5.1

¹ percentage calculated with respect to the total number of distance restraints, ² percentage calculated with respect to the number of restraints in a particular restraint category, ³ violated in at least one model, ⁴ violated in all the models

9.1.1 Bar chart : Distribution of distance restraints and violations [i](#)



Violated and consistently violated restraints are shown using different hatch patterns in their respective categories. The hydrogen bonds and disulfid bonds are counted in their appropriate category on the x-axis

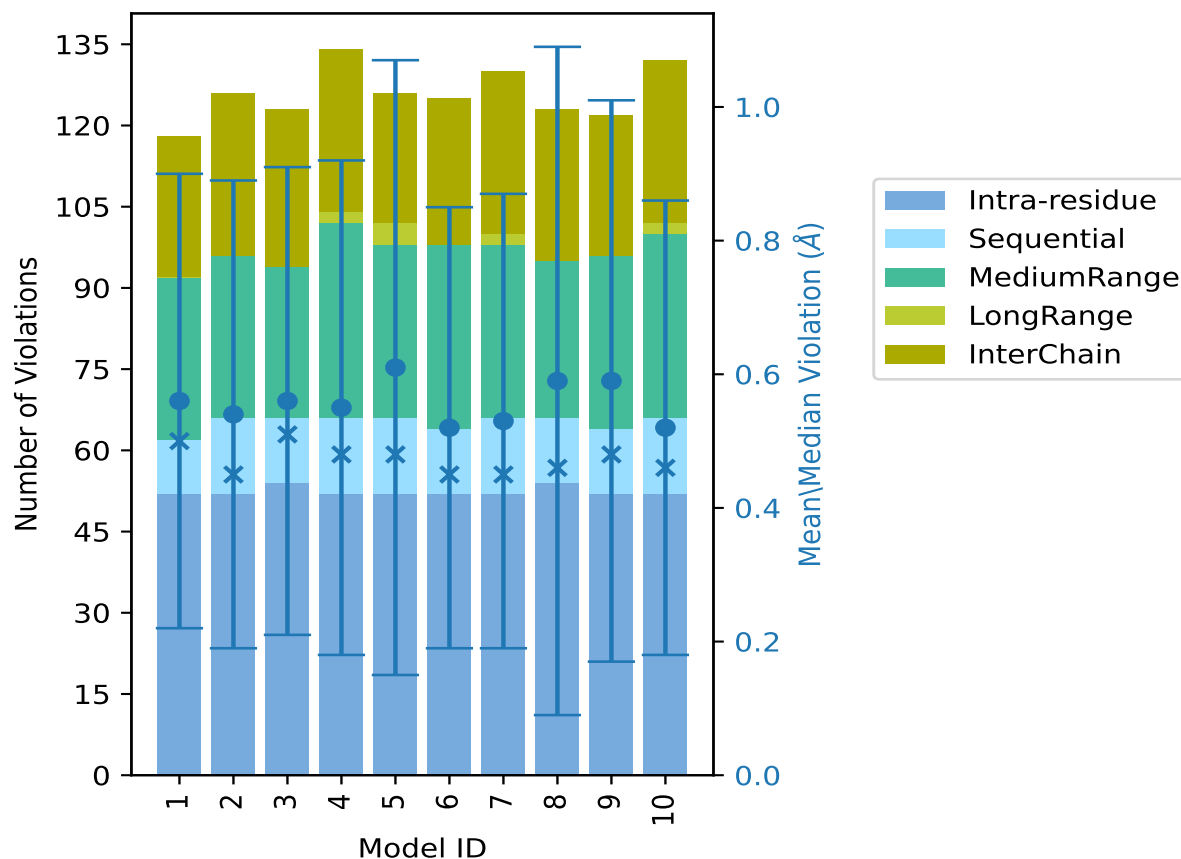
9.2 Distance violation statistics for each model [i](#)

The following table provides the distance violation statistics for each model in the ensemble. Violations less than 0.1 Å are not included in the statistics.

Model ID	Number of violations						Mean (Å)	Max (Å)	SD ⁶ (Å)	Median (Å)
	IR ¹	SQ ²	MR ³	LR ⁴	IC ⁵	Total				
1	52	10	30	0	26	118	0.56	1.83	0.34	0.5
2	52	14	30	0	30	126	0.54	1.78	0.35	0.45
3	54	12	28	0	29	123	0.56	1.96	0.35	0.51
4	52	14	36	2	30	134	0.55	1.83	0.37	0.48
5	52	14	32	4	24	126	0.61	2.37	0.46	0.48
6	52	12	34	0	27	125	0.52	1.97	0.33	0.45
7	52	14	32	2	30	130	0.53	1.78	0.34	0.45
8	54	12	29	0	28	123	0.59	3.28	0.5	0.46
9	52	12	32	0	26	122	0.59	2.37	0.42	0.48
10	52	14	34	2	30	132	0.52	1.8	0.34	0.46

¹Intra-residue restraints, ²Sequential restraints, ³Medium range restraints, ⁴Long range restraints, ⁵Inter-chain restraints, ⁶Standard deviation

9.2.1 Bar graph : Distance Violation statistics for each model [i](#)



The mean(dot),median(x) and the standard deviation are shown in blue with respect to the y axis on the right

9.3 Distance violation statistics for the ensemble [i](#)

Violation analysis may find that some restraints are violated in few models and some are violated in most of models. The following table provides this information as number of violated restraints for a given fraction of the ensemble. In total, 1366(IR:562, SQ:332, MR:306, LR:96, IC:70) restraints are not violated in the ensemble.

Number of violated restraints						Fraction of the ensemble	
IR ¹	SQ ²	MR ³	LR ⁴	IC ⁵	Total	Count ⁶	%
4	2	10	2	0	18	1	10.0
0	0	4	4	0	8	2	20.0
0	0	2	0	0	2	3	30.0

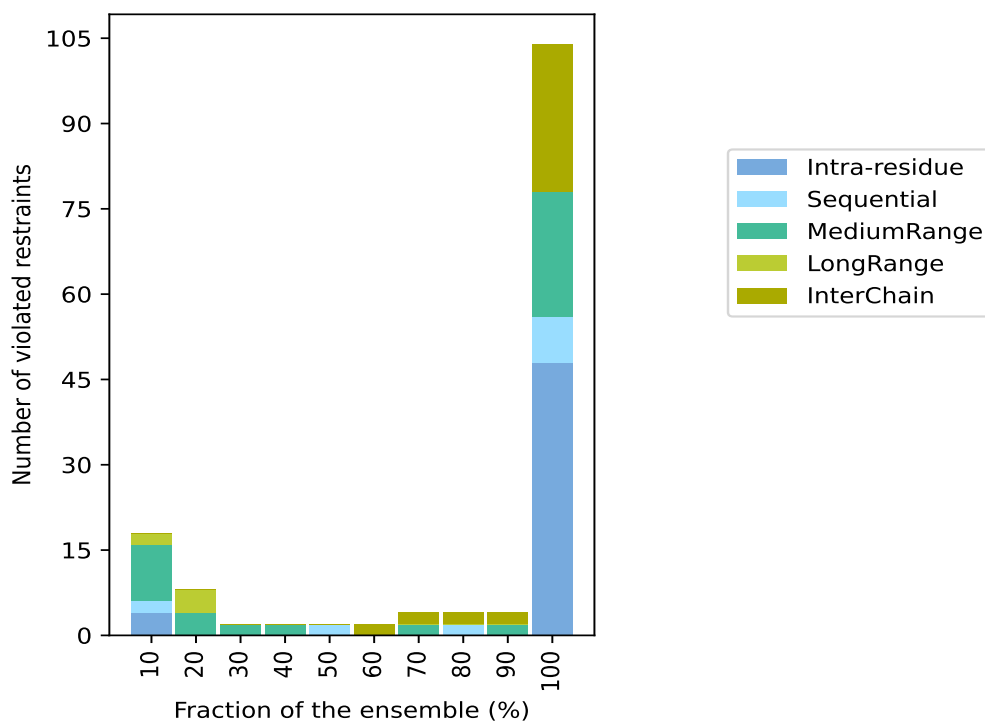
Continued on next page...

Continued from previous page...

Number of violated restraints						Fraction of the ensemble	
IR ¹	SQ ²	MR ³	LR ⁴	IC ⁵	Total	Count ⁶	%
0	0	2	0	0	2	4	40.0
0	2	0	0	0	2	5	50.0
0	0	0	0	2	2	6	60.0
0	0	2	0	2	4	7	70.0
0	2	0	0	2	4	8	80.0
0	0	2	0	2	4	9	90.0
48	8	22	0	26	104	10	100.0

¹Intra-residue restraints, ²Sequential restraints, ³Medium range restraints, ⁴Long range restraints, ⁵Inter-chain restraints, ⁶ Number of models with violations

9.3.1 Bar graph : Distance violation statistics for the ensemble [i](#)

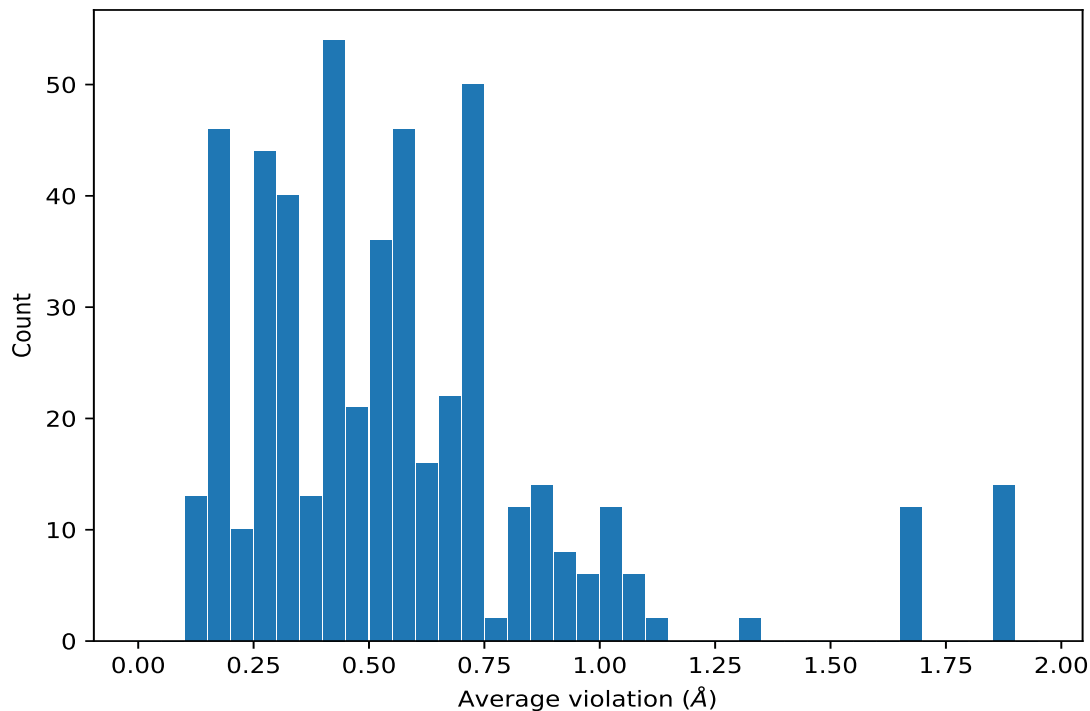


9.4 Most violated distance restraints in the ensemble [i](#)

9.4.1 Histogram : Distribution of mean distance violations [i](#)

The following histogram shows the distribution of the average value of the violation. The average is calculated for each restraint that is violated in more than one model over all the violated models

in the ensemble



9.4.2 Table: Most violated distance restraints [i](#)

The following table provides the mean and the standard deviation of the violation for each restraint sorted by number of violated models and the mean value. The Key (restraint list ID, restraint ID) is the unique identifier for a given restraint. Rows with same key represent combinatorial or ambiguous restraints and are counted as a single restraint.

Key	Atom-1	Atom-2	Models ¹	Mean (Å)	SD ¹ (Å)	Median (Å)
(1,1005)	1:28:A:LEU:HD11	1:31:A:VAL:HG11	10	1.87	0.1	1.83
(1,1005)	1:28:A:LEU:HD11	1:31:A:VAL:HG13	10	1.87	0.1	1.83
(1,1005)	1:28:A:LEU:HD13	1:31:A:VAL:HG13	10	1.87	0.1	1.83
(1,1005)	1:28:A:LEU:HD12	1:31:A:VAL:HG12	10	1.87	0.1	1.83
(1,1005)	1:28:A:LEU:HD12	1:31:A:VAL:HG13	10	1.87	0.1	1.83
(1,1005)	1:28:A:LEU:HD11	1:31:A:VAL:HG12	10	1.87	0.1	1.83
(1,1005)	1:28:A:LEU:HD12	1:31:A:VAL:HG11	10	1.87	0.1	1.83
(1,1006)	1:28:B:LEU:HD11	1:31:B:VAL:HG11	10	1.87	0.1	1.83
(1,1006)	1:28:B:LEU:HD11	1:31:B:VAL:HG13	10	1.87	0.1	1.83
(1,1006)	1:28:B:LEU:HD13	1:31:B:VAL:HG13	10	1.87	0.1	1.83
(1,1006)	1:28:B:LEU:HD12	1:31:B:VAL:HG12	10	1.87	0.1	1.83
(1,1006)	1:28:B:LEU:HD12	1:31:B:VAL:HG13	10	1.87	0.1	1.83
(1,1006)	1:28:B:LEU:HD11	1:31:B:VAL:HG12	10	1.87	0.1	1.83
(1,1006)	1:28:B:LEU:HD12	1:31:B:VAL:HG11	10	1.87	0.1	1.83
(1,1161)	1:28:A:LEU:HD11	1:14:B:VAL:HG11	10	1.65	0.12	1.64

Continued on next page...

Continued from previous page...

Key	Atom-1	Atom-2	Models ¹	Mean (Å)	SD ¹ (Å)	Median (Å)
(1,1161)	1:28:A:LEU:HD11	1:14:B:VAL:HG12	10	1.65	0.12	1.64
(1,1161)	1:28:A:LEU:HD13	1:14:B:VAL:HG11	10	1.65	0.12	1.64
(1,1161)	1:28:A:LEU:HD12	1:14:B:VAL:HG13	10	1.65	0.12	1.64
(1,1161)	1:28:A:LEU:HD13	1:14:B:VAL:HG13	10	1.65	0.12	1.64
(1,1161)	1:28:A:LEU:HD12	1:14:B:VAL:HG12	10	1.65	0.12	1.64
(1,1162)	1:28:B:LEU:HD11	1:14:A:VAL:HG11	10	1.65	0.13	1.62
(1,1162)	1:28:B:LEU:HD11	1:14:A:VAL:HG12	10	1.65	0.13	1.62
(1,1162)	1:28:B:LEU:HD13	1:14:A:VAL:HG11	10	1.65	0.13	1.62
(1,1162)	1:28:B:LEU:HD12	1:14:A:VAL:HG13	10	1.65	0.13	1.62
(1,1162)	1:28:B:LEU:HD13	1:14:A:VAL:HG13	10	1.65	0.13	1.62
(1,1162)	1:28:B:LEU:HD12	1:14:A:VAL:HG12	10	1.65	0.13	1.62
(1,1113)	1:17:A:LEU:HB3	1:14:A:VAL:HA	10	1.11	0.03	1.11
(1,1114)	1:17:B:LEU:HB3	1:14:B:VAL:HA	10	1.11	0.03	1.11
(1,325)	1:30:A:VAL:HG22	1:29:A:ASN:HD22	10	1.07	0.15	1.08
(1,325)	1:30:A:VAL:HG23	1:29:A:ASN:HD22	10	1.07	0.15	1.08
(1,325)	1:30:A:VAL:HG21	1:29:A:ASN:HD22	10	1.07	0.15	1.08
(1,326)	1:30:B:VAL:HG22	1:29:B:ASN:HD22	10	1.07	0.15	1.06
(1,326)	1:30:B:VAL:HG23	1:29:B:ASN:HD22	10	1.07	0.15	1.06
(1,326)	1:30:B:VAL:HG21	1:29:B:ASN:HD22	10	1.07	0.15	1.06
(1,1153)	1:14:A:VAL:HG22	1:31:B:VAL:HG21	10	1.04	0.11	1.08
(1,1153)	1:14:A:VAL:HG22	1:31:B:VAL:HG23	10	1.04	0.11	1.08
(1,1153)	1:14:A:VAL:HG21	1:31:B:VAL:HG23	10	1.04	0.11	1.08
(1,1153)	1:14:A:VAL:HG23	1:31:B:VAL:HG23	10	1.04	0.11	1.08
(1,1153)	1:14:A:VAL:HG23	1:31:B:VAL:HG21	10	1.04	0.11	1.08
(1,1153)	1:14:A:VAL:HG22	1:31:B:VAL:HG22	10	1.04	0.11	1.08
(1,1154)	1:14:B:VAL:HG22	1:31:A:VAL:HG21	10	1.03	0.14	1.05
(1,1154)	1:14:B:VAL:HG22	1:31:A:VAL:HG23	10	1.03	0.14	1.05
(1,1154)	1:14:B:VAL:HG21	1:31:A:VAL:HG23	10	1.03	0.14	1.05
(1,1154)	1:14:B:VAL:HG23	1:31:A:VAL:HG23	10	1.03	0.14	1.05
(1,1154)	1:14:B:VAL:HG23	1:31:A:VAL:HG21	10	1.03	0.14	1.05
(1,1154)	1:14:B:VAL:HG22	1:31:A:VAL:HG22	10	1.03	0.14	1.05
(1,1020)	1:17:B:LEU:HB3	1:14:B:VAL:HG22	10	0.99	0.1	1.0
(1,1020)	1:17:B:LEU:HB3	1:14:B:VAL:HG21	10	0.99	0.1	1.0
(1,1020)	1:17:B:LEU:HB3	1:14:B:VAL:HG23	10	0.99	0.1	1.0
(1,1019)	1:17:A:LEU:HB3	1:14:A:VAL:HG22	10	0.99	0.1	1.0
(1,1019)	1:17:A:LEU:HB3	1:14:A:VAL:HG21	10	0.99	0.1	1.0
(1,1019)	1:17:A:LEU:HB3	1:14:A:VAL:HG23	10	0.99	0.1	1.0
(1,374)	1:13:B:PRO:HG3	1:16:B:ASP:H	10	0.94	0.1	0.94
(1,373)	1:13:A:PRO:HG3	1:16:A:ASP:H	10	0.94	0.1	0.94
(1,1122)	1:13:B:PRO:HD3	1:12:B:ALA:HB1	10	0.94	0.05	0.92
(1,1122)	1:13:B:PRO:HD3	1:12:B:ALA:HB3	10	0.94	0.05	0.92
(1,1122)	1:13:B:PRO:HD3	1:12:B:ALA:HB2	10	0.94	0.05	0.92

Continued on next page...

Continued from previous page...

Key	Atom-1	Atom-2	Models ¹	Mean (Å)	SD ¹ (Å)	Median (Å)
(1,1121)	1:13:A:PRO:HD3	1:12:A:ALA:HB1	10	0.93	0.05	0.92
(1,1121)	1:13:A:PRO:HD3	1:12:A:ALA:HB3	10	0.93	0.05	0.92
(1,1121)	1:13:A:PRO:HD3	1:12:A:ALA:HB2	10	0.93	0.05	0.92
(3,273)	1:31:A:VAL:HG13	1:30:A:VAL:HG12	10	0.88	0.17	0.9
(3,273)	1:31:A:VAL:HG12	1:30:A:VAL:HG12	10	0.88	0.17	0.9
(3,273)	1:31:A:VAL:HG12	1:30:A:VAL:HG11	10	0.88	0.17	0.9
(3,273)	1:31:A:VAL:HG11	1:30:A:VAL:HG11	10	0.88	0.17	0.9
(3,273)	1:31:A:VAL:HG12	1:30:A:VAL:HG13	10	0.88	0.17	0.9
(3,273)	1:31:A:VAL:HG11	1:30:A:VAL:HG12	10	0.88	0.17	0.9
(3,273)	1:31:A:VAL:HG13	1:30:A:VAL:HG13	10	0.88	0.17	0.9
(3,274)	1:31:B:VAL:HG13	1:30:B:VAL:HG12	10	0.87	0.16	0.9
(3,274)	1:31:B:VAL:HG12	1:30:B:VAL:HG12	10	0.87	0.16	0.9
(3,274)	1:31:B:VAL:HG12	1:30:B:VAL:HG11	10	0.87	0.16	0.9
(3,274)	1:31:B:VAL:HG11	1:30:B:VAL:HG11	10	0.87	0.16	0.9
(3,274)	1:31:B:VAL:HG12	1:30:B:VAL:HG13	10	0.87	0.16	0.9
(3,274)	1:31:B:VAL:HG11	1:30:B:VAL:HG12	10	0.87	0.16	0.9
(3,274)	1:31:B:VAL:HG13	1:30:B:VAL:HG13	10	0.87	0.16	0.9
(1,76)	1:30:B:VAL:HG12	1:31:B:VAL:HG22	10	0.8	0.2	0.92
(1,76)	1:30:B:VAL:HG12	1:31:B:VAL:HG21	10	0.8	0.2	0.92
(1,76)	1:30:B:VAL:HG11	1:31:B:VAL:HG21	10	0.8	0.2	0.92
(1,76)	1:30:B:VAL:HG13	1:31:B:VAL:HG22	10	0.8	0.2	0.92
(1,76)	1:30:B:VAL:HG11	1:31:B:VAL:HG22	10	0.8	0.2	0.92
(1,76)	1:30:B:VAL:HG11	1:31:B:VAL:HG23	10	0.8	0.2	0.92
(1,75)	1:30:A:VAL:HG12	1:31:A:VAL:HG22	10	0.8	0.2	0.92
(1,75)	1:30:A:VAL:HG12	1:31:A:VAL:HG21	10	0.8	0.2	0.92
(1,75)	1:30:A:VAL:HG11	1:31:A:VAL:HG21	10	0.8	0.2	0.92
(1,75)	1:30:A:VAL:HG13	1:31:A:VAL:HG22	10	0.8	0.2	0.92
(1,75)	1:30:A:VAL:HG11	1:31:A:VAL:HG22	10	0.8	0.2	0.92
(1,75)	1:30:A:VAL:HG11	1:31:A:VAL:HG23	10	0.8	0.2	0.92
(1,139)	1:18:A:ILE:HG12	1:18:A:ILE:H	10	0.78	0.03	0.78
(1,140)	1:18:B:ILE:HG12	1:18:B:ILE:H	10	0.78	0.02	0.78
(1,1000)	1:17:B:LEU:HD23	1:17:B:LEU:HD13	10	0.73	0.01	0.73
(1,1000)	1:17:B:LEU:HD21	1:17:B:LEU:HD11	10	0.73	0.01	0.73
(1,1000)	1:17:B:LEU:HD22	1:17:B:LEU:HD13	10	0.73	0.01	0.73
(1,1000)	1:17:B:LEU:HD22	1:17:B:LEU:HD12	10	0.73	0.01	0.73
(1,1000)	1:17:B:LEU:HD21	1:17:B:LEU:HD12	10	0.73	0.01	0.73
(1,1000)	1:17:B:LEU:HD21	1:17:B:LEU:HD13	10	0.73	0.01	0.73
(1,999)	1:17:A:LEU:HD23	1:17:A:LEU:HD13	10	0.73	0.01	0.73
(1,999)	1:17:A:LEU:HD21	1:17:A:LEU:HD11	10	0.73	0.01	0.73
(1,999)	1:17:A:LEU:HD22	1:17:A:LEU:HD13	10	0.73	0.01	0.73
(1,999)	1:17:A:LEU:HD22	1:17:A:LEU:HD12	10	0.73	0.01	0.73
(1,999)	1:17:A:LEU:HD21	1:17:A:LEU:HD12	10	0.73	0.01	0.73

Continued on next page...

Continued from previous page...

Key	Atom-1	Atom-2	Models ¹	Mean (Å)	SD ¹ (Å)	Median (Å)
(1,999)	1:17:A:LEU:HD21	1:17:A:LEU:HD13	10	0.73	0.01	0.73
(1,356)	1:17:B:LEU:HB3	1:17:B:LEU:H	10	0.73	0.01	0.73
(1,355)	1:17:A:LEU:HB3	1:17:A:LEU:H	10	0.73	0.0	0.73
(1,996)	1:14:B:VAL:HG23	1:28:A:LEU:HD21	10	0.72	0.1	0.73
(1,996)	1:14:B:VAL:HG22	1:28:A:LEU:HD22	10	0.72	0.1	0.73
(1,996)	1:14:B:VAL:HG21	1:28:A:LEU:HD23	10	0.72	0.1	0.73
(1,996)	1:14:B:VAL:HG21	1:28:A:LEU:HD21	10	0.72	0.1	0.73
(1,996)	1:14:B:VAL:HG22	1:28:A:LEU:HD21	10	0.72	0.1	0.73
(1,1168)	1:32:B:THR:HG22	1:18:A:ILE:HG23	10	0.72	0.16	0.67
(1,1168)	1:32:B:THR:HG23	1:18:A:ILE:HG21	10	0.72	0.16	0.67
(1,1168)	1:32:B:THR:HG23	1:18:A:ILE:HG23	10	0.72	0.16	0.67
(1,1168)	1:32:B:THR:HG22	1:18:A:ILE:HG21	10	0.72	0.16	0.67
(1,1168)	1:32:B:THR:HG23	1:18:A:ILE:HG22	10	0.72	0.16	0.67
(1,1168)	1:32:B:THR:HG21	1:18:A:ILE:HG22	10	0.72	0.16	0.67
(1,995)	1:14:A:VAL:HG23	1:28:B:LEU:HD21	10	0.72	0.1	0.74
(1,995)	1:14:A:VAL:HG22	1:28:B:LEU:HD22	10	0.72	0.1	0.74
(1,995)	1:14:A:VAL:HG21	1:28:B:LEU:HD23	10	0.72	0.1	0.74
(1,995)	1:14:A:VAL:HG21	1:28:B:LEU:HD21	10	0.72	0.1	0.74
(1,995)	1:14:A:VAL:HG22	1:28:B:LEU:HD21	10	0.72	0.1	0.74
(1,1167)	1:32:A:THR:HG22	1:18:B:ILE:HG23	10	0.71	0.18	0.67
(1,1167)	1:32:A:THR:HG23	1:18:B:ILE:HG21	10	0.71	0.18	0.67
(1,1167)	1:32:A:THR:HG23	1:18:B:ILE:HG22	10	0.71	0.18	0.67
(1,1167)	1:32:A:THR:HG22	1:18:B:ILE:HG21	10	0.71	0.18	0.67
(1,1167)	1:32:A:THR:HG23	1:18:B:ILE:HG23	10	0.71	0.18	0.67
(1,1167)	1:32:A:THR:HG21	1:18:B:ILE:HG22	10	0.71	0.18	0.67
(1,985)	1:30:A:VAL:HG23	1:30:A:VAL:HG13	10	0.71	0.01	0.71
(1,985)	1:30:A:VAL:HG21	1:30:A:VAL:HG13	10	0.71	0.01	0.71
(1,985)	1:30:A:VAL:HG23	1:30:A:VAL:HG12	10	0.71	0.01	0.71
(1,985)	1:30:A:VAL:HG22	1:30:A:VAL:HG12	10	0.71	0.01	0.71
(1,985)	1:30:A:VAL:HG22	1:30:A:VAL:HG11	10	0.71	0.01	0.71
(1,985)	1:30:A:VAL:HG21	1:30:A:VAL:HG12	10	0.71	0.01	0.71
(1,985)	1:30:A:VAL:HG21	1:30:A:VAL:HG11	10	0.71	0.01	0.71
(1,986)	1:30:B:VAL:HG23	1:30:B:VAL:HG13	10	0.71	0.01	0.71
(1,986)	1:30:B:VAL:HG21	1:30:B:VAL:HG13	10	0.71	0.01	0.71
(1,986)	1:30:B:VAL:HG23	1:30:B:VAL:HG12	10	0.71	0.01	0.71
(1,986)	1:30:B:VAL:HG22	1:30:B:VAL:HG12	10	0.71	0.01	0.71
(1,986)	1:30:B:VAL:HG22	1:30:B:VAL:HG11	10	0.71	0.01	0.71
(1,986)	1:30:B:VAL:HG21	1:30:B:VAL:HG12	10	0.71	0.01	0.71
(1,986)	1:30:B:VAL:HG21	1:30:B:VAL:HG11	10	0.71	0.01	0.71
(3,333)	1:18:A:ILE:HG13	1:28:B:LEU:HA	10	0.66	0.15	0.68
(1,1001)	1:14:A:VAL:HG21	1:14:A:VAL:HG13	10	0.66	0.02	0.66
(1,1001)	1:14:A:VAL:HG21	1:14:A:VAL:HG11	10	0.66	0.02	0.66

Continued on next page...

Continued from previous page...

Key	Atom-1	Atom-2	Models ¹	Mean (Å)	SD ¹ (Å)	Median (Å)
(1,1001)	1:14:A:VAL:HG23	1:14:A:VAL:HG13	10	0.66	0.02	0.66
(1,1001)	1:14:A:VAL:HG22	1:14:A:VAL:HG12	10	0.66	0.02	0.66
(1,1001)	1:14:A:VAL:HG22	1:14:A:VAL:HG13	10	0.66	0.02	0.66
(1,1001)	1:14:A:VAL:HG23	1:14:A:VAL:HG11	10	0.66	0.02	0.66
(1,1001)	1:14:A:VAL:HG21	1:14:A:VAL:HG12	10	0.66	0.02	0.66
(1,1002)	1:14:B:VAL:HG21	1:14:B:VAL:HG13	10	0.66	0.02	0.66
(1,1002)	1:14:B:VAL:HG21	1:14:B:VAL:HG11	10	0.66	0.02	0.66
(1,1002)	1:14:B:VAL:HG23	1:14:B:VAL:HG13	10	0.66	0.02	0.66
(1,1002)	1:14:B:VAL:HG22	1:14:B:VAL:HG12	10	0.66	0.02	0.66
(1,1002)	1:14:B:VAL:HG22	1:14:B:VAL:HG13	10	0.66	0.02	0.66
(1,1002)	1:14:B:VAL:HG23	1:14:B:VAL:HG11	10	0.66	0.02	0.66
(1,1002)	1:14:B:VAL:HG21	1:14:B:VAL:HG12	10	0.66	0.02	0.66
(1,977)	1:28:A:LEU:HD13	1:24:A:LEU:HG	10	0.65	0.06	0.64
(1,977)	1:28:A:LEU:HD12	1:24:A:LEU:HG	10	0.65	0.06	0.64
(1,977)	1:28:A:LEU:HD11	1:24:A:LEU:HG	10	0.65	0.06	0.64
(1,978)	1:28:B:LEU:HD13	1:24:B:LEU:HG	10	0.65	0.06	0.64
(1,978)	1:28:B:LEU:HD12	1:24:B:LEU:HG	10	0.65	0.06	0.64
(1,978)	1:28:B:LEU:HD11	1:24:B:LEU:HG	10	0.65	0.06	0.64
(3,334)	1:18:B:ILE:HG13	1:28:A:LEU:HA	10	0.65	0.16	0.68
(1,1159)	1:32:A:THR:HG21	1:14:B:VAL:HG13	10	0.63	0.23	0.72
(1,1159)	1:32:A:THR:HG22	1:14:B:VAL:HG11	10	0.63	0.23	0.72
(1,1159)	1:32:A:THR:HG22	1:14:B:VAL:HG13	10	0.63	0.23	0.72
(1,1159)	1:32:A:THR:HG21	1:14:B:VAL:HG12	10	0.63	0.23	0.72
(1,1159)	1:32:A:THR:HG22	1:14:B:VAL:HG12	10	0.63	0.23	0.72
(1,1159)	1:32:A:THR:HG21	1:14:B:VAL:HG11	10	0.63	0.23	0.72
(1,1159)	1:32:A:THR:HG23	1:14:B:VAL:HG12	10	0.63	0.23	0.72
(1,1160)	1:32:B:THR:HG21	1:14:A:VAL:HG13	10	0.62	0.23	0.68
(1,1160)	1:32:B:THR:HG22	1:14:A:VAL:HG11	10	0.62	0.23	0.68
(1,1160)	1:32:B:THR:HG22	1:14:A:VAL:HG13	10	0.62	0.23	0.68
(1,1160)	1:32:B:THR:HG21	1:14:A:VAL:HG12	10	0.62	0.23	0.68
(1,1160)	1:32:B:THR:HG22	1:14:A:VAL:HG12	10	0.62	0.23	0.68
(1,1160)	1:32:B:THR:HG21	1:14:A:VAL:HG11	10	0.62	0.23	0.68
(1,1160)	1:32:B:THR:HG23	1:14:A:VAL:HG12	10	0.62	0.23	0.68
(1,749)	1:8:A:PRO:HB3	1:8:A:PRO:HG2	10	0.6	0.0	0.6
(1,750)	1:8:B:PRO:HB3	1:8:B:PRO:HG2	10	0.6	0.0	0.6
(1,963)	1:14:A:VAL:HG12	1:14:A:VAL:HB	10	0.59	0.01	0.59
(1,963)	1:14:A:VAL:HG13	1:14:A:VAL:HB	10	0.59	0.01	0.59
(1,963)	1:14:A:VAL:HG11	1:14:A:VAL:HB	10	0.59	0.01	0.59
(1,964)	1:14:B:VAL:HG12	1:14:B:VAL:HB	10	0.59	0.01	0.59
(1,964)	1:14:B:VAL:HG13	1:14:B:VAL:HB	10	0.59	0.01	0.59
(1,964)	1:14:B:VAL:HG11	1:14:B:VAL:HB	10	0.59	0.01	0.59
(1,1010)	1:18:B:ILE:HG12	1:18:B:ILE:HD11	10	0.58	0.0	0.58

Continued on next page...

Continued from previous page...

Key	Atom-1	Atom-2	Models ¹	Mean (Å)	SD ¹ (Å)	Median (Å)
(1,1010)	1:18:B:ILE:HG12	1:18:B:ILE:HD12	10	0.58	0.0	0.58
(1,1010)	1:18:B:ILE:HG12	1:18:B:ILE:HD13	10	0.58	0.0	0.58
(1,1009)	1:18:A:ILE:HG12	1:18:A:ILE:HD11	10	0.57	0.0	0.57
(1,1009)	1:18:A:ILE:HG12	1:18:A:ILE:HD12	10	0.57	0.0	0.57
(1,1009)	1:18:A:ILE:HG12	1:18:A:ILE:HD13	10	0.57	0.0	0.57
(1,855)	1:28:A:LEU:HA	1:31:A:VAL:HG11	10	0.57	0.08	0.58
(1,855)	1:28:A:LEU:HA	1:31:A:VAL:HG13	10	0.57	0.08	0.58
(1,855)	1:28:A:LEU:HA	1:31:A:VAL:HG12	10	0.57	0.08	0.58
(1,856)	1:28:B:LEU:HA	1:31:B:VAL:HG11	10	0.57	0.08	0.58
(1,856)	1:28:B:LEU:HA	1:31:B:VAL:HG13	10	0.57	0.08	0.58
(1,856)	1:28:B:LEU:HA	1:31:B:VAL:HG12	10	0.57	0.08	0.58
(1,1003)	1:28:A:LEU:HD13	1:28:A:LEU:HD22	10	0.56	0.01	0.57
(1,1003)	1:28:A:LEU:HD12	1:28:A:LEU:HD23	10	0.56	0.01	0.57
(1,1003)	1:28:A:LEU:HD11	1:28:A:LEU:HD21	10	0.56	0.01	0.57
(1,1003)	1:28:A:LEU:HD12	1:28:A:LEU:HD21	10	0.56	0.01	0.57
(1,1003)	1:28:A:LEU:HD12	1:28:A:LEU:HD22	10	0.56	0.01	0.57
(1,1003)	1:28:A:LEU:HD11	1:28:A:LEU:HD22	10	0.56	0.01	0.57
(1,1003)	1:28:A:LEU:HD13	1:28:A:LEU:HD23	10	0.56	0.01	0.57
(1,1004)	1:28:B:LEU:HD13	1:28:B:LEU:HD22	10	0.56	0.01	0.56
(1,1004)	1:28:B:LEU:HD12	1:28:B:LEU:HD23	10	0.56	0.01	0.56
(1,1004)	1:28:B:LEU:HD11	1:28:B:LEU:HD21	10	0.56	0.01	0.56
(1,1004)	1:28:B:LEU:HD12	1:28:B:LEU:HD21	10	0.56	0.01	0.56
(1,1004)	1:28:B:LEU:HD12	1:28:B:LEU:HD22	10	0.56	0.01	0.56
(1,1004)	1:28:B:LEU:HD11	1:28:B:LEU:HD22	10	0.56	0.01	0.56
(1,1004)	1:28:B:LEU:HD13	1:28:B:LEU:HD23	10	0.56	0.01	0.56
(1,727)	1:31:A:VAL:HG12	1:28:A:LEU:HD23	10	0.56	0.07	0.58
(1,727)	1:31:A:VAL:HG11	1:28:A:LEU:HD23	10	0.56	0.07	0.58
(1,727)	1:31:A:VAL:HG11	1:28:A:LEU:HD21	10	0.56	0.07	0.58
(1,727)	1:31:A:VAL:HG13	1:28:A:LEU:HD22	10	0.56	0.07	0.58
(1,727)	1:31:A:VAL:HG11	1:28:A:LEU:HD22	10	0.56	0.07	0.58
(1,727)	1:31:A:VAL:HG13	1:28:A:LEU:HD21	10	0.56	0.07	0.58
(1,727)	1:31:A:VAL:HG12	1:28:A:LEU:HD22	10	0.56	0.07	0.58
(1,728)	1:31:B:VAL:HG12	1:28:B:LEU:HD23	10	0.55	0.06	0.56
(1,728)	1:31:B:VAL:HG11	1:28:B:LEU:HD23	10	0.55	0.06	0.56
(1,728)	1:31:B:VAL:HG11	1:28:B:LEU:HD21	10	0.55	0.06	0.56
(1,728)	1:31:B:VAL:HG13	1:28:B:LEU:HD22	10	0.55	0.06	0.56
(1,728)	1:31:B:VAL:HG11	1:28:B:LEU:HD22	10	0.55	0.06	0.56
(1,728)	1:31:B:VAL:HG13	1:28:B:LEU:HD21	10	0.55	0.06	0.56
(1,728)	1:31:B:VAL:HG12	1:28:B:LEU:HD22	10	0.55	0.06	0.56
(1,990)	1:32:B:THR:HG22	1:28:B:LEU:HD21	10	0.52	0.22	0.43
(1,990)	1:32:B:THR:HG23	1:28:B:LEU:HD21	10	0.52	0.22	0.43
(1,990)	1:32:B:THR:HG21	1:28:B:LEU:HD22	10	0.52	0.22	0.43

Continued on next page...

Continued from previous page...

Key	Atom-1	Atom-2	Models ¹	Mean (Å)	SD ¹ (Å)	Median (Å)
(1,990)	1:32:B:THR:HG23	1:28:B:LEU:HD23	10	0.52	0.22	0.43
(1,990)	1:32:B:THR:HG21	1:28:B:LEU:HD23	10	0.52	0.22	0.43
(1,990)	1:32:B:THR:HG23	1:28:B:LEU:HD22	10	0.52	0.22	0.43
(1,990)	1:32:B:THR:HG21	1:28:B:LEU:HD21	10	0.52	0.22	0.43
(1,990)	1:32:B:THR:HG22	1:28:B:LEU:HD23	10	0.52	0.22	0.43
(1,989)	1:32:A:THR:HG22	1:28:A:LEU:HD21	10	0.52	0.22	0.43
(1,989)	1:32:A:THR:HG21	1:28:A:LEU:HD21	10	0.52	0.22	0.43
(1,989)	1:32:A:THR:HG21	1:28:A:LEU:HD22	10	0.52	0.22	0.43
(1,989)	1:32:A:THR:HG23	1:28:A:LEU:HD23	10	0.52	0.22	0.43
(1,989)	1:32:A:THR:HG21	1:28:A:LEU:HD23	10	0.52	0.22	0.43
(1,989)	1:32:A:THR:HG23	1:28:A:LEU:HD21	10	0.52	0.22	0.43
(1,989)	1:32:A:THR:HG23	1:28:A:LEU:HD22	10	0.52	0.22	0.43
(1,989)	1:32:A:THR:HG22	1:28:A:LEU:HD23	10	0.52	0.22	0.43
(1,973)	1:31:A:VAL:HB	1:31:A:VAL:HG11	10	0.52	0.0	0.52
(1,973)	1:31:A:VAL:HB	1:31:A:VAL:HG13	10	0.52	0.0	0.52
(1,973)	1:31:A:VAL:HB	1:31:A:VAL:HG12	10	0.52	0.0	0.52
(1,974)	1:31:B:VAL:HB	1:31:B:VAL:HG11	10	0.52	0.0	0.52
(1,974)	1:31:B:VAL:HB	1:31:B:VAL:HG13	10	0.52	0.0	0.52
(1,974)	1:31:B:VAL:HB	1:31:B:VAL:HG12	10	0.52	0.0	0.52
(1,1129)	1:14:A:VAL:HA	1:14:A:VAL:HG11	10	0.51	0.02	0.51
(1,1129)	1:14:A:VAL:HA	1:14:A:VAL:HG12	10	0.51	0.02	0.51
(1,1129)	1:14:A:VAL:HA	1:14:A:VAL:HG13	10	0.51	0.02	0.51
(1,1130)	1:14:B:VAL:HA	1:14:B:VAL:HG11	10	0.51	0.02	0.51
(1,1130)	1:14:B:VAL:HA	1:14:B:VAL:HG12	10	0.51	0.02	0.51
(1,1130)	1:14:B:VAL:HA	1:14:B:VAL:HG13	10	0.51	0.02	0.51
(1,405)	1:29:A:ASN:HB2	1:29:A:ASN:HD22	10	0.48	0.0	0.48
(1,406)	1:29:B:ASN:HB2	1:29:B:ASN:HD22	10	0.48	0.0	0.48
(1,1144)	1:31:B:VAL:HG11	1:14:A:VAL:HG13	10	0.45	0.15	0.42
(1,1144)	1:31:B:VAL:HG13	1:14:A:VAL:HG11	10	0.45	0.15	0.42
(1,1144)	1:31:B:VAL:HG13	1:14:A:VAL:HG13	10	0.45	0.15	0.42
(1,1144)	1:31:B:VAL:HG12	1:14:A:VAL:HG12	10	0.45	0.15	0.42
(1,1144)	1:31:B:VAL:HG13	1:14:A:VAL:HG12	10	0.45	0.15	0.42
(1,1144)	1:31:B:VAL:HG12	1:14:A:VAL:HG13	10	0.45	0.15	0.42
(1,1144)	1:31:B:VAL:HG11	1:14:A:VAL:HG12	10	0.45	0.15	0.42
(1,971)	1:31:A:VAL:HB	1:31:A:VAL:HG22	10	0.45	0.0	0.45
(1,971)	1:31:A:VAL:HB	1:31:A:VAL:HG21	10	0.45	0.0	0.45
(1,971)	1:31:A:VAL:HB	1:31:A:VAL:HG23	10	0.45	0.0	0.45
(1,972)	1:31:B:VAL:HB	1:31:B:VAL:HG22	10	0.45	0.01	0.45
(1,972)	1:31:B:VAL:HB	1:31:B:VAL:HG21	10	0.45	0.01	0.45
(1,972)	1:31:B:VAL:HB	1:31:B:VAL:HG23	10	0.45	0.01	0.45
(1,884)	1:30:B:VAL:HG21	1:29:B:ASN:HB2	10	0.45	0.06	0.43
(1,884)	1:30:B:VAL:HG22	1:29:B:ASN:HB2	10	0.45	0.06	0.43

Continued on next page...

Continued from previous page...

Key	Atom-1	Atom-2	Models ¹	Mean (Å)	SD ¹ (Å)	Median (Å)
(1,884)	1:30:B:VAL:HG23	1:29:B:ASN:HB2	10	0.45	0.06	0.43
(1,883)	1:30:A:VAL:HG21	1:29:A:ASN:HB2	10	0.45	0.06	0.44
(1,883)	1:30:A:VAL:HG22	1:29:A:ASN:HB2	10	0.45	0.06	0.44
(1,883)	1:30:A:VAL:HG23	1:29:A:ASN:HB2	10	0.45	0.06	0.44
(1,1143)	1:31:A:VAL:HG11	1:14:B:VAL:HG13	10	0.44	0.2	0.38
(1,1143)	1:31:A:VAL:HG13	1:14:B:VAL:HG11	10	0.44	0.2	0.38
(1,1143)	1:31:A:VAL:HG13	1:14:B:VAL:HG13	10	0.44	0.2	0.38
(1,1143)	1:31:A:VAL:HG12	1:14:B:VAL:HG12	10	0.44	0.2	0.38
(1,1143)	1:31:A:VAL:HG13	1:14:B:VAL:HG12	10	0.44	0.2	0.38
(1,1143)	1:31:A:VAL:HG12	1:14:B:VAL:HG13	10	0.44	0.2	0.38
(1,1143)	1:31:A:VAL:HG11	1:14:B:VAL:HG12	10	0.44	0.2	0.38
(3,326)	1:28:B:LEU:HD22	1:18:A:ILE:HA	10	0.44	0.09	0.45
(3,326)	1:28:B:LEU:HD23	1:18:A:ILE:HA	10	0.44	0.09	0.45
(3,326)	1:28:B:LEU:HD21	1:18:A:ILE:HA	10	0.44	0.09	0.45
(1,1135)	1:14:A:VAL:HG21	1:31:B:VAL:HG12	10	0.44	0.04	0.43
(1,1135)	1:14:A:VAL:HG21	1:31:B:VAL:HG13	10	0.44	0.04	0.43
(1,1135)	1:14:A:VAL:HG23	1:31:B:VAL:HG13	10	0.44	0.04	0.43
(1,1135)	1:14:A:VAL:HG22	1:31:B:VAL:HG13	10	0.44	0.04	0.43
(1,1135)	1:14:A:VAL:HG22	1:31:B:VAL:HG11	10	0.44	0.04	0.43
(1,1135)	1:14:A:VAL:HG23	1:31:B:VAL:HG11	10	0.44	0.04	0.43
(1,1135)	1:14:A:VAL:HG23	1:31:B:VAL:HG12	10	0.44	0.04	0.43
(1,1135)	1:14:A:VAL:HG22	1:31:B:VAL:HG12	10	0.44	0.04	0.43
(3,276)	1:28:B:LEU:HG	1:28:B:LEU:HD23	10	0.44	0.01	0.44
(3,276)	1:28:B:LEU:HG	1:28:B:LEU:HD21	10	0.44	0.01	0.44
(3,276)	1:28:B:LEU:HG	1:28:B:LEU:HD22	10	0.44	0.01	0.44
(1,1136)	1:14:B:VAL:HG21	1:31:A:VAL:HG12	10	0.44	0.06	0.44
(1,1136)	1:14:B:VAL:HG21	1:31:A:VAL:HG13	10	0.44	0.06	0.44
(1,1136)	1:14:B:VAL:HG23	1:31:A:VAL:HG13	10	0.44	0.06	0.44
(1,1136)	1:14:B:VAL:HG22	1:31:A:VAL:HG13	10	0.44	0.06	0.44
(1,1136)	1:14:B:VAL:HG22	1:31:A:VAL:HG11	10	0.44	0.06	0.44
(1,1136)	1:14:B:VAL:HG23	1:31:A:VAL:HG11	10	0.44	0.06	0.44
(1,1136)	1:14:B:VAL:HG23	1:31:A:VAL:HG12	10	0.44	0.06	0.44
(1,1136)	1:14:B:VAL:HG22	1:31:A:VAL:HG12	10	0.44	0.06	0.44
(3,275)	1:28:A:LEU:HG	1:28:A:LEU:HD23	10	0.44	0.01	0.44
(3,275)	1:28:A:LEU:HG	1:28:A:LEU:HD21	10	0.44	0.01	0.44
(3,275)	1:28:A:LEU:HG	1:28:A:LEU:HD22	10	0.44	0.01	0.44
(1,105)	1:7:A:TYR:HD2	1:9:A:GLY:HA3	10	0.43	0.17	0.4
(1,105)	1:7:A:TYR:HD1	1:9:A:GLY:HA3	10	0.43	0.17	0.4
(1,106)	1:7:B:TYR:HD2	1:9:B:GLY:HA3	10	0.43	0.17	0.4
(1,106)	1:7:B:TYR:HD1	1:9:B:GLY:HA3	10	0.43	0.17	0.4
(3,325)	1:28:A:LEU:HD22	1:18:B:ILE:HA	10	0.43	0.11	0.43
(3,325)	1:28:A:LEU:HD23	1:18:B:ILE:HA	10	0.43	0.11	0.43

Continued on next page...

Continued from previous page...

Key	Atom-1	Atom-2	Models ¹	Mean (Å)	SD ¹ (Å)	Median (Å)
(3,325)	1:28:A:LEU:HD21	1:18:B:ILE:HA	10	0.43	0.11	0.43
(1,65)	1:14:A:VAL:HG22	1:14:A:VAL:HB	10	0.4	0.01	0.4
(1,65)	1:14:A:VAL:HG21	1:14:A:VAL:HB	10	0.4	0.01	0.4
(1,65)	1:14:A:VAL:HG23	1:14:A:VAL:HB	10	0.4	0.01	0.4
(1,66)	1:14:B:VAL:HG22	1:14:B:VAL:HB	10	0.4	0.01	0.4
(1,66)	1:14:B:VAL:HG21	1:14:B:VAL:HB	10	0.4	0.01	0.4
(1,66)	1:14:B:VAL:HG23	1:14:B:VAL:HB	10	0.4	0.01	0.4
(1,961)	1:30:A:VAL:HG12	1:30:A:VAL:HB	10	0.4	0.01	0.4
(1,961)	1:30:A:VAL:HG11	1:30:A:VAL:HB	10	0.4	0.01	0.4
(1,961)	1:30:A:VAL:HG13	1:30:A:VAL:HB	10	0.4	0.01	0.4
(1,962)	1:30:B:VAL:HG12	1:30:B:VAL:HB	10	0.39	0.01	0.39
(1,962)	1:30:B:VAL:HG11	1:30:B:VAL:HB	10	0.39	0.01	0.39
(1,962)	1:30:B:VAL:HG13	1:30:B:VAL:HB	10	0.39	0.01	0.39
(4,2)	1:13:A:PRO:O	1:17:A:LEU:H	10	0.36	0.06	0.36
(5,2)	1:13:B:PRO:O	1:17:B:LEU:H	10	0.35	0.06	0.36
(1,667)	1:13:A:PRO:HB2	1:13:A:PRO:HG3	10	0.35	0.01	0.35
(1,668)	1:13:B:PRO:HB2	1:13:B:PRO:HG3	10	0.35	0.01	0.35
(1,997)	1:24:A:LEU:HD21	1:28:A:LEU:HD22	10	0.34	0.14	0.31
(1,997)	1:24:A:LEU:HD22	1:28:A:LEU:HD22	10	0.34	0.14	0.31
(1,997)	1:24:A:LEU:HD21	1:28:A:LEU:HD23	10	0.34	0.14	0.31
(1,997)	1:24:A:LEU:HD22	1:28:A:LEU:HD21	10	0.34	0.14	0.31
(1,997)	1:24:A:LEU:HD23	1:28:A:LEU:HD23	10	0.34	0.14	0.31
(1,997)	1:24:A:LEU:HD23	1:28:A:LEU:HD22	10	0.34	0.14	0.31
(1,997)	1:24:A:LEU:HD21	1:28:A:LEU:HD21	10	0.34	0.14	0.31
(1,998)	1:24:B:LEU:HD21	1:28:B:LEU:HD22	10	0.34	0.14	0.31
(1,998)	1:24:B:LEU:HD22	1:28:B:LEU:HD22	10	0.34	0.14	0.31
(1,998)	1:24:B:LEU:HD21	1:28:B:LEU:HD23	10	0.34	0.14	0.31
(1,998)	1:24:B:LEU:HD22	1:28:B:LEU:HD21	10	0.34	0.14	0.31
(1,998)	1:24:B:LEU:HD23	1:28:B:LEU:HD23	10	0.34	0.14	0.31
(1,998)	1:24:B:LEU:HD23	1:28:B:LEU:HD22	10	0.34	0.14	0.31
(1,998)	1:24:B:LEU:HD21	1:28:B:LEU:HD21	10	0.34	0.14	0.31
(1,960)	1:30:B:VAL:HG21	1:30:B:VAL:HB	10	0.32	0.01	0.31
(1,960)	1:30:B:VAL:HG22	1:30:B:VAL:HB	10	0.32	0.01	0.31
(1,960)	1:30:B:VAL:HG23	1:30:B:VAL:HB	10	0.32	0.01	0.31
(3,320)	1:18:B:ILE:HA	1:18:B:ILE:HD11	10	0.32	0.01	0.32
(3,320)	1:18:B:ILE:HA	1:18:B:ILE:HD12	10	0.32	0.01	0.32
(3,320)	1:18:B:ILE:HA	1:18:B:ILE:HD13	10	0.32	0.01	0.32
(1,959)	1:30:A:VAL:HG21	1:30:A:VAL:HB	10	0.32	0.01	0.31
(1,959)	1:30:A:VAL:HG22	1:30:A:VAL:HB	10	0.32	0.01	0.31
(1,959)	1:30:A:VAL:HG23	1:30:A:VAL:HB	10	0.32	0.01	0.31
(3,319)	1:18:A:ILE:HA	1:18:A:ILE:HD11	10	0.32	0.01	0.32
(3,319)	1:18:A:ILE:HA	1:18:A:ILE:HD12	10	0.32	0.01	0.32

Continued on next page...

Continued from previous page...

Key	Atom-1	Atom-2	Models ¹	Mean (Å)	SD ¹ (Å)	Median (Å)
(3,319)	1:18:A:ILE:HA	1:18:A:ILE:HD13	10	0.32	0.01	0.32
(1,303)	1:31:A:VAL:HG11	1:31:A:VAL:H	10	0.3	0.02	0.3
(1,303)	1:31:A:VAL:HG13	1:31:A:VAL:H	10	0.3	0.02	0.3
(1,303)	1:31:A:VAL:HG12	1:31:A:VAL:H	10	0.3	0.02	0.3
(1,304)	1:31:B:VAL:HG11	1:31:B:VAL:H	10	0.3	0.02	0.3
(1,304)	1:31:B:VAL:HG13	1:31:B:VAL:H	10	0.3	0.02	0.3
(1,304)	1:31:B:VAL:HG12	1:31:B:VAL:H	10	0.3	0.02	0.3
(1,988)	1:32:B:THR:HG22	1:18:A:ILE:HD13	10	0.28	0.07	0.26
(1,988)	1:32:B:THR:HG23	1:18:A:ILE:HD13	10	0.28	0.07	0.26
(1,988)	1:32:B:THR:HG23	1:18:A:ILE:HD11	10	0.28	0.07	0.26
(1,988)	1:32:B:THR:HG22	1:18:A:ILE:HD12	10	0.28	0.07	0.26
(1,988)	1:32:B:THR:HG23	1:18:A:ILE:HD12	10	0.28	0.07	0.26
(1,988)	1:32:B:THR:HG22	1:18:A:ILE:HD11	10	0.28	0.07	0.26
(1,988)	1:32:B:THR:HG21	1:18:A:ILE:HD11	10	0.28	0.07	0.26
(1,987)	1:32:A:THR:HG22	1:18:B:ILE:HD13	10	0.28	0.07	0.26
(1,987)	1:32:A:THR:HG23	1:18:B:ILE:HD13	10	0.28	0.07	0.26
(1,987)	1:32:A:THR:HG23	1:18:B:ILE:HD11	10	0.28	0.07	0.26
(1,987)	1:32:A:THR:HG22	1:18:B:ILE:HD12	10	0.28	0.07	0.26
(1,987)	1:32:A:THR:HG23	1:18:B:ILE:HD12	10	0.28	0.07	0.26
(1,987)	1:32:A:THR:HG22	1:18:B:ILE:HD11	10	0.28	0.07	0.26
(1,987)	1:32:A:THR:HG21	1:18:B:ILE:HD11	10	0.28	0.07	0.26
(3,200)	1:32:B:THR:HB	1:32:B:THR:HG21	10	0.26	0.01	0.26
(3,200)	1:32:B:THR:HB	1:32:B:THR:HG22	10	0.26	0.01	0.26
(3,200)	1:32:B:THR:HB	1:32:B:THR:HG23	10	0.26	0.01	0.26
(1,1011)	1:18:A:ILE:HB	1:18:A:ILE:HD12	10	0.26	0.01	0.26
(1,1011)	1:18:A:ILE:HB	1:18:A:ILE:HD13	10	0.26	0.01	0.26
(1,1011)	1:18:A:ILE:HB	1:18:A:ILE:HD11	10	0.26	0.01	0.26
(3,199)	1:32:A:THR:HB	1:32:A:THR:HG21	10	0.26	0.01	0.26
(3,199)	1:32:A:THR:HB	1:32:A:THR:HG22	10	0.26	0.01	0.26
(3,199)	1:32:A:THR:HB	1:32:A:THR:HG23	10	0.26	0.01	0.26
(1,1012)	1:18:B:ILE:HB	1:18:B:ILE:HD12	10	0.26	0.01	0.26
(1,1012)	1:18:B:ILE:HB	1:18:B:ILE:HD13	10	0.26	0.01	0.26
(1,1012)	1:18:B:ILE:HB	1:18:B:ILE:HD11	10	0.26	0.01	0.26
(1,1142)	1:28:B:LEU:HD13	1:21:A:TYR:HB3	10	0.23	0.07	0.22
(1,1142)	1:28:B:LEU:HD12	1:21:A:TYR:HB3	10	0.23	0.07	0.22
(1,1142)	1:28:B:LEU:HD11	1:21:A:TYR:HB3	10	0.23	0.07	0.22
(1,1141)	1:28:A:LEU:HD13	1:21:B:TYR:HB3	10	0.22	0.09	0.21
(1,1141)	1:28:A:LEU:HD12	1:21:B:TYR:HB3	10	0.22	0.09	0.21
(1,1141)	1:28:A:LEU:HD11	1:21:B:TYR:HB3	10	0.22	0.09	0.21
(1,1018)	1:17:B:LEU:HG	1:17:B:LEU:HD13	10	0.19	0.01	0.19
(1,1018)	1:17:B:LEU:HG	1:17:B:LEU:HD11	10	0.19	0.01	0.19
(1,1018)	1:17:B:LEU:HG	1:17:B:LEU:HD12	10	0.19	0.01	0.19

Continued on next page...

Continued from previous page...

Key	Atom-1	Atom-2	Models ¹	Mean (Å)	SD ¹ (Å)	Median (Å)
(1,1017)	1:17:A:LEU:HG	1:17:A:LEU:HD13	10	0.19	0.01	0.19
(1,1017)	1:17:A:LEU:HG	1:17:A:LEU:HD11	10	0.19	0.01	0.19
(1,1017)	1:17:A:LEU:HG	1:17:A:LEU:HD12	10	0.19	0.01	0.19
(1,975)	1:28:A:LEU:HD13	1:28:A:LEU:HG	10	0.19	0.0	0.19
(1,975)	1:28:A:LEU:HD12	1:28:A:LEU:HG	10	0.19	0.0	0.19
(1,975)	1:28:A:LEU:HD11	1:28:A:LEU:HG	10	0.19	0.0	0.19
(1,976)	1:28:B:LEU:HD13	1:28:B:LEU:HG	10	0.19	0.0	0.19
(1,976)	1:28:B:LEU:HD12	1:28:B:LEU:HG	10	0.19	0.0	0.19
(1,976)	1:28:B:LEU:HD11	1:28:B:LEU:HG	10	0.19	0.0	0.19
(1,1013)	1:18:A:ILE:HB	1:18:A:ILE:HG23	10	0.18	0.0	0.18
(1,1013)	1:18:A:ILE:HB	1:18:A:ILE:HG22	10	0.18	0.0	0.18
(1,1013)	1:18:A:ILE:HB	1:18:A:ILE:HG21	10	0.18	0.0	0.18
(1,1014)	1:18:B:ILE:HB	1:18:B:ILE:HG23	10	0.18	0.0	0.18
(1,1014)	1:18:B:ILE:HB	1:18:B:ILE:HG22	10	0.18	0.0	0.18
(1,1014)	1:18:B:ILE:HB	1:18:B:ILE:HG21	10	0.18	0.0	0.18
(3,279)	1:17:A:LEU:HG	1:17:A:LEU:HD23	10	0.15	0.0	0.15
(3,279)	1:17:A:LEU:HG	1:17:A:LEU:HD21	10	0.15	0.0	0.15
(3,279)	1:17:A:LEU:HG	1:17:A:LEU:HD22	10	0.15	0.0	0.15
(3,280)	1:17:B:LEU:HG	1:17:B:LEU:HD23	10	0.14	0.0	0.15
(3,280)	1:17:B:LEU:HG	1:17:B:LEU:HD21	10	0.14	0.0	0.15
(3,280)	1:17:B:LEU:HG	1:17:B:LEU:HD22	10	0.14	0.0	0.15
(1,1095)	1:35:A:ARG:HG2	1:33:A:ARG:HA	9	1.31	1.09	0.55
(1,1096)	1:35:B:ARG:HG2	1:33:B:ARG:HA	9	1.31	1.09	0.55
(1,1164)	1:14:B:VAL:HG21	1:28:A:LEU:HA	9	0.43	0.12	0.47
(1,1164)	1:14:B:VAL:HG23	1:28:A:LEU:HA	9	0.43	0.12	0.47
(1,1164)	1:14:B:VAL:HG22	1:28:A:LEU:HA	9	0.43	0.12	0.47
(1,1163)	1:14:A:VAL:HG21	1:28:B:LEU:HA	9	0.43	0.11	0.48
(1,1163)	1:14:A:VAL:HG23	1:28:B:LEU:HA	9	0.43	0.11	0.48
(1,1163)	1:14:A:VAL:HG22	1:28:B:LEU:HA	9	0.43	0.11	0.48
(1,993)	1:32:A:THR:HG21	1:31:A:VAL:HG13	8	0.32	0.06	0.32
(1,993)	1:32:A:THR:HG23	1:31:A:VAL:HG12	8	0.32	0.06	0.32
(1,993)	1:32:A:THR:HG23	1:31:A:VAL:HG13	8	0.32	0.06	0.32
(1,993)	1:32:A:THR:HG22	1:31:A:VAL:HG11	8	0.32	0.06	0.32
(1,994)	1:32:B:THR:HG21	1:31:B:VAL:HG13	8	0.32	0.06	0.32
(1,994)	1:32:B:THR:HG23	1:31:B:VAL:HG12	8	0.32	0.06	0.32
(1,994)	1:32:B:THR:HG23	1:31:B:VAL:HG13	8	0.32	0.06	0.32
(1,994)	1:32:B:THR:HG22	1:31:B:VAL:HG11	8	0.32	0.06	0.32
(1,1156)	1:32:B:THR:HG21	1:14:A:VAL:HG21	8	0.25	0.09	0.24
(1,1156)	1:32:B:THR:HG21	1:14:A:VAL:HG23	8	0.25	0.09	0.24
(1,1156)	1:32:B:THR:HG23	1:14:A:VAL:HG22	8	0.25	0.09	0.24
(1,1156)	1:32:B:THR:HG21	1:14:A:VAL:HG22	8	0.25	0.09	0.24
(1,1156)	1:32:B:THR:HG23	1:14:A:VAL:HG23	8	0.25	0.09	0.24

Continued on next page...

Continued from previous page...

Key	Atom-1	Atom-2	Models ¹	Mean (Å)	SD ¹ (Å)	Median (Å)
(1,1156)	1:32:B:THR:HG22	1:14:A:VAL:HG22	8	0.25	0.09	0.24
(1,1155)	1:32:A:THR:HG21	1:14:B:VAL:HG21	8	0.25	0.09	0.22
(1,1155)	1:32:A:THR:HG21	1:14:B:VAL:HG23	8	0.25	0.09	0.22
(1,1155)	1:32:A:THR:HG23	1:14:B:VAL:HG22	8	0.25	0.09	0.22
(1,1155)	1:32:A:THR:HG21	1:14:B:VAL:HG22	8	0.25	0.09	0.22
(1,1155)	1:32:A:THR:HG23	1:14:B:VAL:HG23	8	0.25	0.09	0.22
(1,1155)	1:32:A:THR:HG22	1:14:B:VAL:HG22	8	0.25	0.09	0.22
(4,1)	1:13:A:PRO:O	1:17:A:LEU:N	8	0.18	0.04	0.18
(5,1)	1:13:B:PRO:O	1:17:B:LEU:N	8	0.18	0.04	0.19
(1,422)	1:31:B:VAL:H	1:33:B:ARG:HD3	7	0.53	0.5	0.29
(1,422)	1:31:B:VAL:H	1:33:B:ARG:HD2	7	0.53	0.5	0.29
(1,421)	1:31:A:VAL:H	1:33:A:ARG:HD3	7	0.53	0.5	0.28
(1,421)	1:31:A:VAL:H	1:33:A:ARG:HD2	7	0.53	0.5	0.28
(1,1146)	1:28:B:LEU:HD11	1:18:A:ILE:HG21	7	0.19	0.04	0.18
(1,1146)	1:28:B:LEU:HD13	1:18:A:ILE:HG23	7	0.19	0.04	0.18
(1,1146)	1:28:B:LEU:HD12	1:18:A:ILE:HG21	7	0.19	0.04	0.18
(1,1146)	1:28:B:LEU:HD12	1:18:A:ILE:HG23	7	0.19	0.04	0.18
(1,1146)	1:28:B:LEU:HD12	1:18:A:ILE:HG22	7	0.19	0.04	0.18
(1,1132)	1:28:B:LEU:HD11	1:18:A:ILE:HD13	7	0.13	0.03	0.12
(1,1132)	1:28:B:LEU:HD13	1:18:A:ILE:HD11	7	0.13	0.03	0.12
(1,1132)	1:28:B:LEU:HD12	1:18:A:ILE:HD12	7	0.13	0.03	0.12
(1,1132)	1:28:B:LEU:HD12	1:18:A:ILE:HD11	7	0.13	0.03	0.12
(4,28)	1:26:A:GLN:O	1:30:A:VAL:H	7	0.12	0.02	0.12
(1,1145)	1:28:A:LEU:HD11	1:18:B:ILE:HG21	6	0.2	0.06	0.2
(1,1145)	1:28:A:LEU:HD12	1:18:B:ILE:HG21	6	0.2	0.06	0.2
(1,1145)	1:28:A:LEU:HD12	1:18:B:ILE:HG23	6	0.2	0.06	0.2
(1,1145)	1:28:A:LEU:HD12	1:18:B:ILE:HG22	6	0.2	0.06	0.2
(1,1131)	1:28:A:LEU:HD11	1:18:B:ILE:HD13	6	0.13	0.02	0.12
(1,1131)	1:28:A:LEU:HD13	1:18:B:ILE:HD11	6	0.13	0.02	0.12
(1,1131)	1:28:A:LEU:HD12	1:18:B:ILE:HD12	6	0.13	0.02	0.12
(1,1131)	1:28:A:LEU:HD12	1:18:B:ILE:HD11	6	0.13	0.02	0.12
(5,28)	1:26:B:GLN:O	1:30:B:VAL:H	6	0.13	0.01	0.12
(1,931)	1:14:A:VAL:HG12	1:15:A:GLU:HG2	5	0.37	0.34	0.2
(1,931)	1:14:A:VAL:HG11	1:15:A:GLU:HG2	5	0.37	0.34	0.2
(1,931)	1:14:A:VAL:HG13	1:15:A:GLU:HG2	5	0.37	0.34	0.2
(1,932)	1:14:B:VAL:HG12	1:15:B:GLU:HG2	5	0.37	0.34	0.21
(1,932)	1:14:B:VAL:HG11	1:15:B:GLU:HG2	5	0.37	0.34	0.21
(1,932)	1:14:B:VAL:HG13	1:15:B:GLU:HG2	5	0.37	0.34	0.21
(1,1021)	1:12:A:ALA:HB2	1:8:A:PRO:HG2	4	0.18	0.03	0.17
(1,1021)	1:12:A:ALA:HB3	1:8:A:PRO:HG2	4	0.18	0.03	0.17
(1,1021)	1:12:A:ALA:HB1	1:8:A:PRO:HG2	4	0.18	0.03	0.17
(1,1022)	1:12:B:ALA:HB2	1:8:B:PRO:HG2	4	0.18	0.03	0.17

Continued on next page...

Continued from previous page...

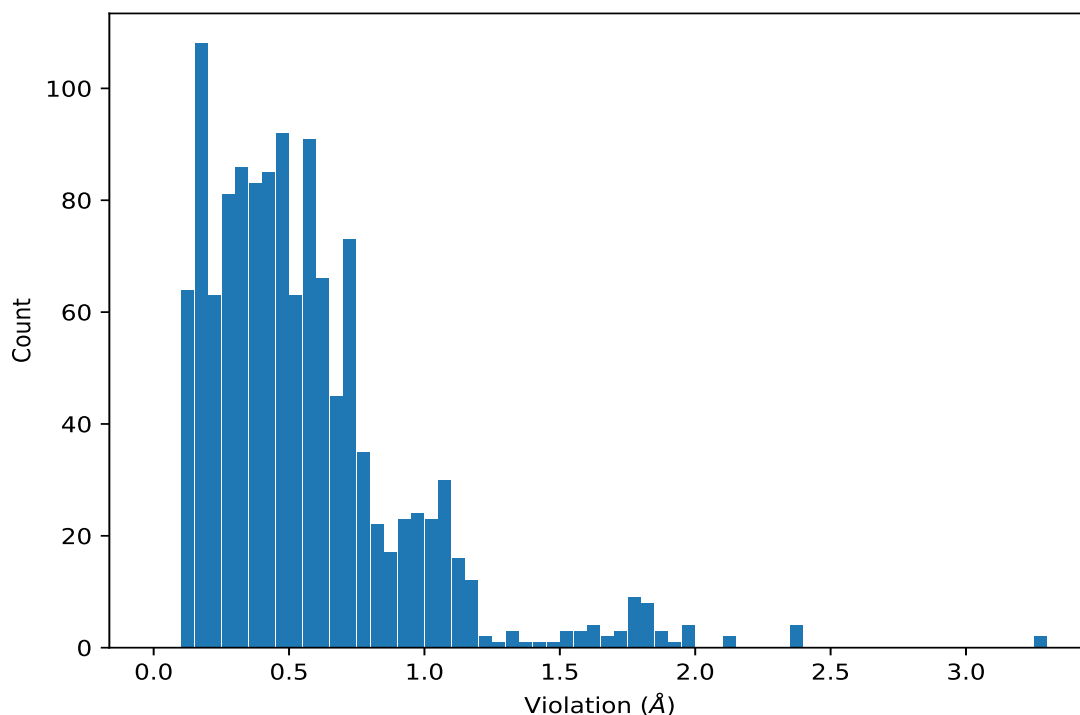
Key	Atom-1	Atom-2	Models ¹	Mean (Å)	SD ¹ (Å)	Median (Å)
(1,1022)	1:12:B:ALA:HB3	1:8:B:PRO:HG2	4	0.18	0.03	0.17
(1,1022)	1:12:B:ALA:HB1	1:8:B:PRO:HG2	4	0.18	0.03	0.17
(1,984)	1:28:B:LEU:HD11	1:24:B:LEU:HD21	3	0.26	0.11	0.29
(1,984)	1:28:B:LEU:HD11	1:24:B:LEU:HD22	3	0.26	0.11	0.29
(1,984)	1:28:B:LEU:HD12	1:24:B:LEU:HD21	3	0.26	0.11	0.29
(1,983)	1:28:A:LEU:HD11	1:24:A:LEU:HD21	3	0.26	0.11	0.28
(1,983)	1:28:A:LEU:HD11	1:24:A:LEU:HD22	3	0.26	0.11	0.28
(1,983)	1:28:A:LEU:HD12	1:24:A:LEU:HD21	3	0.26	0.11	0.28
(1,57)	1:2:A:PRO:HD3	1:31:A:VAL:HG22	2	0.5	0.12	0.5
(1,57)	1:2:A:PRO:HD3	1:31:A:VAL:HG21	2	0.5	0.12	0.5
(1,58)	1:2:B:PRO:HD3	1:31:B:VAL:HG22	2	0.5	0.12	0.5
(1,58)	1:2:B:PRO:HD3	1:31:B:VAL:HG21	2	0.5	0.12	0.5
(1,107)	1:7:A:TYR:HE2	1:9:A:GLY:HA3	2	0.19	0.01	0.19
(1,107)	1:7:A:TYR:HE1	1:9:A:GLY:HA3	2	0.19	0.01	0.19
(3,283)	1:28:A:LEU:HG	1:24:A:LEU:HD21	2	0.18	0.02	0.18
(3,283)	1:28:A:LEU:HG	1:24:A:LEU:HD23	2	0.18	0.02	0.18
(3,284)	1:28:B:LEU:HG	1:24:B:LEU:HD21	2	0.18	0.02	0.18
(3,284)	1:28:B:LEU:HG	1:24:B:LEU:HD23	2	0.18	0.02	0.18
(1,108)	1:7:B:TYR:HE2	1:9:B:GLY:HA3	2	0.18	0.0	0.18
(1,108)	1:7:B:TYR:HE1	1:9:B:GLY:HA3	2	0.18	0.0	0.18
(1,958)	1:30:B:VAL:HG21	1:2:B:PRO:HG3	2	0.18	0.08	0.18
(1,958)	1:30:B:VAL:HG22	1:2:B:PRO:HG3	2	0.18	0.08	0.18
(1,957)	1:30:A:VAL:HG21	1:2:A:PRO:HG3	2	0.17	0.07	0.17
(1,957)	1:30:A:VAL:HG22	1:2:A:PRO:HG3	2	0.17	0.07	0.17

¹Number of violated models, ²Standard deviation

9.5 All violated distance restraints [i](#)

9.5.1 Histogram : Distribution of distance violations [i](#)

The following histogram shows the distribution of the absolute value of the violation for all violated restraints in the ensemble.



9.5.2 Table : All distance violations [i](#)

The following table lists the absolute value of the violation for each restraint in the ensemble sorted by its value. The Key (restraint list ID, restraint ID) is the unique identifier for a given restraint. Rows with same key represent combinatorial or ambiguous restraints and are counted as a single restraint.

Key	Atom-1	Atom-2	Model ID	Violation (Å)
(1,1095)	1:35:A:ARG:HG2	1:33:A:ARG:HA	8	3.28
(1,1096)	1:35:B:ARG:HG2	1:33:B:ARG:HA	8	3.27
(1,1096)	1:35:B:ARG:HG2	1:33:B:ARG:HA	5	2.37
(1,1096)	1:35:B:ARG:HG2	1:33:B:ARG:HA	9	2.37
(1,1095)	1:35:A:ARG:HG2	1:33:A:ARG:HA	5	2.37
(1,1095)	1:35:A:ARG:HG2	1:33:A:ARG:HA	9	2.37
(1,1005)	1:28:A:LEU:HD13	1:31:A:VAL:HG13	5	2.11
(1,1006)	1:28:B:LEU:HD13	1:31:B:VAL:HG13	5	2.1
(1,1005)	1:28:A:LEU:HD13	1:31:A:VAL:HG13	6	1.97
(1,1005)	1:28:A:LEU:HD13	1:31:A:VAL:HG13	3	1.96
(1,1006)	1:28:B:LEU:HD13	1:31:B:VAL:HG13	3	1.95
(1,1006)	1:28:B:LEU:HD13	1:31:B:VAL:HG13	6	1.95
(1,1006)	1:28:B:LEU:HD12	1:31:B:VAL:HG13	9	1.9
(1,1161)	1:28:A:LEU:HD11	1:14:B:VAL:HG11	8	1.89
(1,1005)	1:28:A:LEU:HD12	1:31:A:VAL:HG13	9	1.88
(1,1162)	1:28:B:LEU:HD11	1:14:A:VAL:HG11	8	1.87

Continued on next page...

Continued from previous page...

Key	Atom-1	Atom-2	Model ID	Violation (Å)
(1,1096)	1:35:B:ARG:HG2	1:33:B:ARG:HA	4	1.83
(1,1095)	1:35:A:ARG:HG2	1:33:A:ARG:HA	4	1.83
(1,1006)	1:28:B:LEU:HD11	1:31:B:VAL:HG11	1	1.83
(1,1006)	1:28:B:LEU:HD12	1:31:B:VAL:HG12	4	1.83
(1,1005)	1:28:A:LEU:HD11	1:31:A:VAL:HG11	1	1.83
(1,1005)	1:28:A:LEU:HD12	1:31:A:VAL:HG12	4	1.83
(1,1006)	1:28:B:LEU:HD11	1:31:B:VAL:HG12	8	1.8
(1,1005)	1:28:A:LEU:HD12	1:31:A:VAL:HG11	10	1.8
(1,1006)	1:28:B:LEU:HD12	1:31:B:VAL:HG11	10	1.79
(1,1005)	1:28:A:LEU:HD11	1:31:A:VAL:HG12	8	1.79
(1,1006)	1:28:B:LEU:HD12	1:31:B:VAL:HG13	7	1.78
(1,1005)	1:28:A:LEU:HD11	1:31:A:VAL:HG13	2	1.78
(1,1005)	1:28:A:LEU:HD12	1:31:A:VAL:HG13	7	1.78
(1,1162)	1:28:B:LEU:HD11	1:14:A:VAL:HG12	2	1.77
(1,1162)	1:28:B:LEU:HD12	1:14:A:VAL:HG13	10	1.77
(1,1006)	1:28:B:LEU:HD11	1:31:B:VAL:HG13	2	1.77
(1,1161)	1:28:A:LEU:HD12	1:14:B:VAL:HG13	10	1.76
(1,1162)	1:28:B:LEU:HD13	1:14:A:VAL:HG11	3	1.74
(1,1161)	1:28:A:LEU:HD11	1:14:B:VAL:HG12	2	1.74
(1,1161)	1:28:A:LEU:HD13	1:14:B:VAL:HG11	3	1.73
(1,1162)	1:28:B:LEU:HD12	1:14:A:VAL:HG12	7	1.65
(1,1161)	1:28:A:LEU:HD12	1:14:B:VAL:HG12	7	1.65
(1,422)	1:31:B:VAL:H	1:33:B:ARG:HD3	5	1.64
(1,1161)	1:28:A:LEU:HD11	1:14:B:VAL:HG11	1	1.63
(1,421)	1:31:A:VAL:H	1:33:A:ARG:HD3	5	1.63
(1,1162)	1:28:B:LEU:HD11	1:14:A:VAL:HG11	1	1.6
(1,1161)	1:28:A:LEU:HD12	1:14:B:VAL:HG13	4	1.57
(1,1162)	1:28:B:LEU:HD13	1:14:A:VAL:HG11	6	1.56
(1,1162)	1:28:B:LEU:HD12	1:14:A:VAL:HG13	4	1.55
(1,1161)	1:28:A:LEU:HD13	1:14:B:VAL:HG11	6	1.54
(1,1162)	1:28:B:LEU:HD13	1:14:A:VAL:HG13	5	1.52
(1,1161)	1:28:A:LEU:HD13	1:14:B:VAL:HG13	5	1.52
(1,1161)	1:28:A:LEU:HD12	1:14:B:VAL:HG13	9	1.48
(1,1162)	1:28:B:LEU:HD12	1:14:A:VAL:HG13	9	1.43
(1,326)	1:30:B:VAL:HG21	1:29:B:ASN:HD22	3	1.35
(1,325)	1:30:A:VAL:HG21	1:29:A:ASN:HD22	3	1.34
(1,412)	1:30:B:VAL:HA	1:33:B:ARG:HB3	5	1.33
(1,411)	1:30:A:VAL:HA	1:33:A:ARG:HB3	5	1.33
(1,1154)	1:14:B:VAL:HG22	1:31:A:VAL:HG22	9	1.26
(1,326)	1:30:B:VAL:HG22	1:29:B:ASN:HD22	1	1.21
(1,325)	1:30:A:VAL:HG22	1:29:A:ASN:HD22	1	1.2
(1,1154)	1:14:B:VAL:HG21	1:31:A:VAL:HG23	7	1.19

Continued on next page...

Continued from previous page...

Key	Atom-1	Atom-2	Model ID	Violation (Å)
(1,325)	1:30:A:VAL:HG23	1:29:A:ASN:HD22	10	1.19
(1,1153)	1:14:A:VAL:HG21	1:31:B:VAL:HG23	7	1.18
(1,326)	1:30:B:VAL:HG23	1:29:B:ASN:HD22	10	1.17
(1,1167)	1:32:A:THR:HG23	1:18:B:ILE:HG22	9	1.16
(1,1114)	1:17:B:LEU:HB3	1:14:B:VAL:HA	9	1.15
(1,1113)	1:17:A:LEU:HB3	1:14:A:VAL:HA	7	1.15
(1,1113)	1:17:A:LEU:HB3	1:14:A:VAL:HA	9	1.15
(1,1020)	1:17:B:LEU:HB3	1:14:B:VAL:HG22	9	1.15
(1,1019)	1:17:A:LEU:HB3	1:14:A:VAL:HG22	9	1.15
(1,326)	1:30:B:VAL:HG23	1:29:B:ASN:HD22	5	1.15
(1,325)	1:30:A:VAL:HG23	1:29:A:ASN:HD22	5	1.15
(1,1114)	1:17:B:LEU:HB3	1:14:B:VAL:HA	2	1.14
(1,1114)	1:17:B:LEU:HB3	1:14:B:VAL:HA	7	1.14
(1,1153)	1:14:A:VAL:HG22	1:31:B:VAL:HG23	2	1.13
(1,1113)	1:17:A:LEU:HB3	1:14:A:VAL:HA	2	1.13
(1,1153)	1:14:A:VAL:HG21	1:31:B:VAL:HG23	3	1.12
(1,1153)	1:14:A:VAL:HG23	1:31:B:VAL:HG21	10	1.12
(1,1114)	1:17:B:LEU:HB3	1:14:B:VAL:HA	4	1.12
(1,1114)	1:17:B:LEU:HB3	1:14:B:VAL:HA	5	1.12
(1,1113)	1:17:A:LEU:HB3	1:14:A:VAL:HA	4	1.12
(1,1113)	1:17:A:LEU:HB3	1:14:A:VAL:HA	5	1.12
(1,1154)	1:14:B:VAL:HG22	1:31:A:VAL:HG23	2	1.11
(1,1114)	1:17:B:LEU:HB3	1:14:B:VAL:HA	8	1.1
(1,1113)	1:17:A:LEU:HB3	1:14:A:VAL:HA	8	1.1
(1,373)	1:13:A:PRO:HG3	1:16:A:ASP:H	1	1.1
(1,326)	1:30:B:VAL:HG21	1:29:B:ASN:HD22	6	1.1
(1,325)	1:30:A:VAL:HG21	1:29:A:ASN:HD22	6	1.1
(1,1154)	1:14:B:VAL:HG21	1:31:A:VAL:HG23	8	1.09
(1,1114)	1:17:B:LEU:HB3	1:14:B:VAL:HA	3	1.09
(1,1114)	1:17:B:LEU:HB3	1:14:B:VAL:HA	10	1.09
(1,1113)	1:17:A:LEU:HB3	1:14:A:VAL:HA	3	1.09
(1,1113)	1:17:A:LEU:HB3	1:14:A:VAL:HA	10	1.09
(1,374)	1:13:B:PRO:HG3	1:16:B:ASP:H	1	1.09
(3,273)	1:31:A:VAL:HG11	1:30:A:VAL:HG12	8	1.08
(1,1153)	1:14:A:VAL:HG22	1:31:B:VAL:HG22	9	1.08
(1,1113)	1:17:A:LEU:HB3	1:14:A:VAL:HA	6	1.08
(1,1019)	1:17:A:LEU:HB3	1:14:A:VAL:HG21	3	1.08
(3,274)	1:31:B:VAL:HG11	1:30:B:VAL:HG12	8	1.07
(1,1154)	1:14:B:VAL:HG23	1:31:A:VAL:HG21	10	1.07
(1,1153)	1:14:A:VAL:HG21	1:31:B:VAL:HG23	8	1.07
(1,1114)	1:17:B:LEU:HB3	1:14:B:VAL:HA	6	1.07
(1,1020)	1:17:B:LEU:HB3	1:14:B:VAL:HG21	3	1.07

Continued on next page...

Continued from previous page...

Key	Atom-1	Atom-2	Model ID	Violation (Å)
(3,274)	1:31:B:VAL:HG12	1:30:B:VAL:HG11	7	1.06
(3,273)	1:31:A:VAL:HG12	1:30:A:VAL:HG11	7	1.06
(1,1153)	1:14:A:VAL:HG23	1:31:B:VAL:HG21	5	1.06
(1,1114)	1:17:B:LEU:HB3	1:14:B:VAL:HA	1	1.06
(1,1113)	1:17:A:LEU:HB3	1:14:A:VAL:HA	1	1.06
(1,1020)	1:17:B:LEU:HB3	1:14:B:VAL:HG23	5	1.06
(1,374)	1:13:B:PRO:HG3	1:16:B:ASP:H	2	1.06
(1,373)	1:13:A:PRO:HG3	1:16:A:ASP:H	2	1.06
(3,273)	1:31:A:VAL:HG12	1:30:A:VAL:HG11	9	1.05
(1,1020)	1:17:B:LEU:HB3	1:14:B:VAL:HG22	2	1.05
(1,1019)	1:17:A:LEU:HB3	1:14:A:VAL:HG22	2	1.05
(1,1019)	1:17:A:LEU:HB3	1:14:A:VAL:HG23	5	1.05
(1,990)	1:32:B:THR:HG21	1:28:B:LEU:HD23	5	1.05
(1,989)	1:32:A:THR:HG21	1:28:A:LEU:HD23	5	1.05
(1,325)	1:30:A:VAL:HG23	1:29:A:ASN:HD22	7	1.05
(1,931)	1:14:A:VAL:HG11	1:15:A:GLU:HG2	4	1.04
(3,274)	1:31:B:VAL:HG12	1:30:B:VAL:HG13	5	1.03
(3,274)	1:31:B:VAL:HG12	1:30:B:VAL:HG11	9	1.03
(3,273)	1:31:A:VAL:HG12	1:30:A:VAL:HG13	5	1.03
(1,1154)	1:14:B:VAL:HG23	1:31:A:VAL:HG23	4	1.03
(1,1122)	1:13:B:PRO:HD3	1:12:B:ALA:HB1	4	1.03
(1,1121)	1:13:A:PRO:HD3	1:12:A:ALA:HB1	4	1.03
(1,932)	1:14:B:VAL:HG11	1:15:B:GLU:HG2	4	1.03
(1,326)	1:30:B:VAL:HG23	1:29:B:ASN:HD22	7	1.03
(1,325)	1:30:A:VAL:HG23	1:29:A:ASN:HD22	2	1.03
(1,326)	1:30:B:VAL:HG23	1:29:B:ASN:HD22	2	1.02
(1,75)	1:30:A:VAL:HG12	1:31:A:VAL:HG21	8	1.02
(1,1168)	1:32:B:THR:HG23	1:18:A:ILE:HG23	5	1.01
(1,1020)	1:17:B:LEU:HB3	1:14:B:VAL:HG23	4	1.01
(1,374)	1:13:B:PRO:HG3	1:16:B:ASP:H	7	1.01
(1,373)	1:13:A:PRO:HG3	1:16:A:ASP:H	7	1.01
(1,76)	1:30:B:VAL:HG12	1:31:B:VAL:HG21	8	1.01
(1,1168)	1:32:B:THR:HG23	1:18:A:ILE:HG22	9	1.0
(1,1154)	1:14:B:VAL:HG21	1:31:A:VAL:HG23	3	1.0
(1,1019)	1:17:A:LEU:HB3	1:14:A:VAL:HG22	1	1.0
(1,1019)	1:17:A:LEU:HB3	1:14:A:VAL:HG23	4	1.0
(1,76)	1:30:B:VAL:HG11	1:31:B:VAL:HG21	7	1.0
(1,75)	1:30:A:VAL:HG11	1:31:A:VAL:HG21	7	1.0
(1,1122)	1:13:B:PRO:HD3	1:12:B:ALA:HB2	3	0.99
(1,1121)	1:13:A:PRO:HD3	1:12:A:ALA:HB2	3	0.99
(1,1020)	1:17:B:LEU:HB3	1:14:B:VAL:HG22	1	0.99
(1,1020)	1:17:B:LEU:HB3	1:14:B:VAL:HG21	7	0.99

Continued on next page...

Continued from previous page...

Key	Atom-1	Atom-2	Model ID	Violation (Å)
(1,76)	1:30:B:VAL:HG13	1:31:B:VAL:HG22	5	0.99
(1,1153)	1:14:A:VAL:HG23	1:31:B:VAL:HG23	4	0.98
(1,1019)	1:17:A:LEU:HB3	1:14:A:VAL:HG21	7	0.98
(1,75)	1:30:A:VAL:HG13	1:31:A:VAL:HG22	5	0.98
(1,1154)	1:14:B:VAL:HG23	1:31:A:VAL:HG21	5	0.97
(1,1143)	1:31:A:VAL:HG13	1:14:B:VAL:HG12	9	0.97
(1,1122)	1:13:B:PRO:HD3	1:12:B:ALA:HB2	5	0.97
(1,1121)	1:13:A:PRO:HD3	1:12:A:ALA:HB2	5	0.97
(1,374)	1:13:B:PRO:HG3	1:16:B:ASP:H	4	0.97
(1,373)	1:13:A:PRO:HG3	1:16:A:ASP:H	4	0.97
(1,1122)	1:13:B:PRO:HD3	1:12:B:ALA:HB2	6	0.96
(1,1121)	1:13:A:PRO:HD3	1:12:A:ALA:HB2	6	0.96
(1,1020)	1:17:B:LEU:HB3	1:14:B:VAL:HG21	8	0.96
(1,1019)	1:17:A:LEU:HB3	1:14:A:VAL:HG21	8	0.96
(1,374)	1:13:B:PRO:HG3	1:16:B:ASP:H	8	0.96
(1,373)	1:13:A:PRO:HG3	1:16:A:ASP:H	8	0.96
(1,325)	1:30:A:VAL:HG23	1:29:A:ASN:HD22	4	0.96
(1,76)	1:30:B:VAL:HG12	1:31:B:VAL:HG21	2	0.95
(1,76)	1:30:B:VAL:HG11	1:31:B:VAL:HG23	9	0.95
(1,75)	1:30:A:VAL:HG11	1:31:A:VAL:HG23	9	0.95
(1,326)	1:30:B:VAL:HG23	1:29:B:ASN:HD22	4	0.94
(1,75)	1:30:A:VAL:HG12	1:31:A:VAL:HG21	2	0.94
(3,274)	1:31:B:VAL:HG12	1:30:B:VAL:HG12	2	0.93
(3,273)	1:31:A:VAL:HG12	1:30:A:VAL:HG12	2	0.93
(1,1167)	1:32:A:THR:HG23	1:18:B:ILE:HG23	5	0.93
(1,1160)	1:32:B:THR:HG22	1:14:A:VAL:HG11	2	0.93
(1,1121)	1:13:A:PRO:HD3	1:12:A:ALA:HB3	8	0.93
(1,374)	1:13:B:PRO:HG3	1:16:B:ASP:H	10	0.93
(1,1122)	1:13:B:PRO:HD3	1:12:B:ALA:HB1	1	0.92
(1,1122)	1:13:B:PRO:HD3	1:12:B:ALA:HB3	2	0.92
(1,1122)	1:13:B:PRO:HD3	1:12:B:ALA:HB3	8	0.92
(1,373)	1:13:A:PRO:HG3	1:16:A:ASP:H	10	0.92
(1,1153)	1:14:A:VAL:HG22	1:31:B:VAL:HG21	1	0.91
(1,1122)	1:13:B:PRO:HD3	1:12:B:ALA:HB1	7	0.91
(1,1121)	1:13:A:PRO:HD3	1:12:A:ALA:HB1	1	0.91
(1,1121)	1:13:A:PRO:HD3	1:12:A:ALA:HB3	2	0.91
(1,1121)	1:13:A:PRO:HD3	1:12:A:ALA:HB1	7	0.91
(1,374)	1:13:B:PRO:HG3	1:16:B:ASP:H	5	0.91
(1,374)	1:13:B:PRO:HG3	1:16:B:ASP:H	9	0.9
(1,373)	1:13:A:PRO:HG3	1:16:A:ASP:H	5	0.9
(1,373)	1:13:A:PRO:HG3	1:16:A:ASP:H	9	0.9
(1,76)	1:30:B:VAL:HG11	1:31:B:VAL:HG22	6	0.9

Continued on next page...

Continued from previous page...

Key	Atom-1	Atom-2	Model ID	Violation (Å)
(1,75)	1:30:A:VAL:HG11	1:31:A:VAL:HG22	6	0.9
(1,326)	1:30:B:VAL:HG23	1:29:B:ASN:HD22	8	0.88
(3,274)	1:31:B:VAL:HG12	1:30:B:VAL:HG11	6	0.87
(3,273)	1:31:A:VAL:HG12	1:30:A:VAL:HG11	6	0.87
(1,1159)	1:32:A:THR:HG22	1:14:B:VAL:HG11	2	0.87
(1,1122)	1:13:B:PRO:HD3	1:12:B:ALA:HB3	9	0.87
(1,1122)	1:13:B:PRO:HD3	1:12:B:ALA:HB1	10	0.87
(1,1121)	1:13:A:PRO:HD3	1:12:A:ALA:HB3	9	0.87
(1,325)	1:30:A:VAL:HG23	1:29:A:ASN:HD22	8	0.87
(1,1159)	1:32:A:THR:HG21	1:14:B:VAL:HG13	8	0.86
(1,1121)	1:13:A:PRO:HD3	1:12:A:ALA:HB1	10	0.86
(1,995)	1:14:A:VAL:HG21	1:28:B:LEU:HD23	10	0.86
(3,334)	1:18:B:ILE:HG13	1:28:A:LEU:HA	4	0.85
(3,333)	1:18:A:ILE:HG13	1:28:B:LEU:HA	1	0.85
(1,1154)	1:14:B:VAL:HG22	1:31:A:VAL:HG21	1	0.85
(1,422)	1:31:B:VAL:H	1:33:B:ARG:HD3	10	0.85
(1,421)	1:31:A:VAL:H	1:33:A:ARG:HD3	10	0.85
(1,374)	1:13:B:PRO:HG3	1:16:B:ASP:H	6	0.85
(1,373)	1:13:A:PRO:HG3	1:16:A:ASP:H	6	0.84
(1,139)	1:18:A:ILE:HG12	1:18:A:ILE:H	5	0.84
(1,1020)	1:17:B:LEU:HB3	1:14:B:VAL:HG23	6	0.83
(1,1019)	1:17:A:LEU:HB3	1:14:A:VAL:HG23	6	0.83
(1,326)	1:30:B:VAL:HG22	1:29:B:ASN:HD22	9	0.83
(1,140)	1:18:B:ILE:HG12	1:18:B:ILE:H	5	0.83
(1,1160)	1:32:B:THR:HG22	1:14:A:VAL:HG13	3	0.82
(1,1020)	1:17:B:LEU:HB3	1:14:B:VAL:HG23	10	0.82
(1,1019)	1:17:A:LEU:HB3	1:14:A:VAL:HG23	10	0.82
(1,996)	1:14:B:VAL:HG21	1:28:A:LEU:HD23	10	0.82
(1,325)	1:30:A:VAL:HG22	1:29:A:ASN:HD22	9	0.82
(3,334)	1:18:B:ILE:HG13	1:28:A:LEU:HA	1	0.81
(3,334)	1:18:B:ILE:HG13	1:28:A:LEU:HA	9	0.81
(1,1160)	1:32:B:THR:HG21	1:14:A:VAL:HG13	8	0.81
(1,995)	1:14:A:VAL:HG22	1:28:B:LEU:HD22	3	0.81
(3,333)	1:18:A:ILE:HG13	1:28:B:LEU:HA	4	0.8
(3,333)	1:18:A:ILE:HG13	1:28:B:LEU:HA	10	0.8
(1,1159)	1:32:A:THR:HG22	1:14:B:VAL:HG13	3	0.8
(1,996)	1:14:B:VAL:HG21	1:28:A:LEU:HD23	4	0.8
(1,140)	1:18:B:ILE:HG12	1:18:B:ILE:H	3	0.8
(1,139)	1:18:A:ILE:HG12	1:18:A:ILE:H	3	0.8
(1,139)	1:18:A:ILE:HG12	1:18:A:ILE:H	8	0.8
(1,1168)	1:32:B:THR:HG22	1:18:A:ILE:HG23	1	0.79
(1,1153)	1:14:A:VAL:HG23	1:31:B:VAL:HG21	6	0.79

Continued on next page...

Continued from previous page...

Key	Atom-1	Atom-2	Model ID	Violation (Å)
(1,996)	1:14:B:VAL:HG22	1:28:A:LEU:HD22	3	0.79
(1,978)	1:28:B:LEU:HD12	1:24:B:LEU:HG	6	0.79
(1,977)	1:28:A:LEU:HD12	1:24:A:LEU:HG	6	0.79
(1,140)	1:18:B:ILE:HG12	1:18:B:ILE:H	8	0.79
(1,139)	1:18:A:ILE:HG12	1:18:A:ILE:H	1	0.79
(1,1154)	1:14:B:VAL:HG23	1:31:A:VAL:HG21	6	0.78
(1,996)	1:14:B:VAL:HG23	1:28:A:LEU:HD21	1	0.78
(1,140)	1:18:B:ILE:HG12	1:18:B:ILE:H	1	0.78
(1,140)	1:18:B:ILE:HG12	1:18:B:ILE:H	4	0.78
(1,139)	1:18:A:ILE:HG12	1:18:A:ILE:H	4	0.78
(1,995)	1:14:A:VAL:HG23	1:28:B:LEU:HD21	2	0.77
(1,140)	1:18:B:ILE:HG12	1:18:B:ILE:H	7	0.77
(1,139)	1:18:A:ILE:HG12	1:18:A:ILE:H	9	0.77
(1,1168)	1:32:B:THR:HG23	1:18:A:ILE:HG23	3	0.76
(1,995)	1:14:A:VAL:HG23	1:28:B:LEU:HD21	1	0.76
(1,995)	1:14:A:VAL:HG21	1:28:B:LEU:HD23	4	0.76
(1,990)	1:32:B:THR:HG23	1:28:B:LEU:HD22	8	0.76
(1,989)	1:32:A:THR:HG23	1:28:A:LEU:HD22	8	0.76
(1,140)	1:18:B:ILE:HG12	1:18:B:ILE:H	2	0.76
(1,140)	1:18:B:ILE:HG12	1:18:B:ILE:H	6	0.76
(1,140)	1:18:B:ILE:HG12	1:18:B:ILE:H	9	0.76
(1,139)	1:18:A:ILE:HG12	1:18:A:ILE:H	2	0.76
(1,139)	1:18:A:ILE:HG12	1:18:A:ILE:H	7	0.76
(1,139)	1:18:A:ILE:HG12	1:18:A:ILE:H	10	0.76
(3,334)	1:18:B:ILE:HG13	1:28:A:LEU:HA	10	0.75
(1,1160)	1:32:B:THR:HG23	1:14:A:VAL:HG12	10	0.75
(1,1159)	1:32:A:THR:HG21	1:14:B:VAL:HG13	1	0.75
(1,1000)	1:17:B:LEU:HD23	1:17:B:LEU:HD13	1	0.75
(1,1000)	1:17:B:LEU:HD21	1:17:B:LEU:HD11	2	0.75
(1,999)	1:17:A:LEU:HD23	1:17:A:LEU:HD13	1	0.75
(1,999)	1:17:A:LEU:HD21	1:17:A:LEU:HD11	2	0.75
(1,140)	1:18:B:ILE:HG12	1:18:B:ILE:H	10	0.75
(1,139)	1:18:A:ILE:HG12	1:18:A:ILE:H	6	0.75
(1,1000)	1:17:B:LEU:HD21	1:17:B:LEU:HD12	7	0.74
(1,1000)	1:17:B:LEU:HD21	1:17:B:LEU:HD13	10	0.74
(1,999)	1:17:A:LEU:HD21	1:17:A:LEU:HD12	7	0.74
(1,374)	1:13:B:PRO:HG3	1:16:B:ASP:H	3	0.74
(1,373)	1:13:A:PRO:HG3	1:16:A:ASP:H	3	0.74
(1,356)	1:17:B:LEU:HB3	1:17:B:LEU:H	3	0.74
(1,1167)	1:32:A:THR:HG22	1:18:B:ILE:HG23	1	0.73
(1,1144)	1:31:B:VAL:HG13	1:14:A:VAL:HG12	9	0.73
(1,1000)	1:17:B:LEU:HD21	1:17:B:LEU:HD11	3	0.73

Continued on next page...

Continued from previous page...

Key	Atom-1	Atom-2	Model ID	Violation (Å)
(1,1000)	1:17:B:LEU:HD21	1:17:B:LEU:HD11	4	0.73
(1,1000)	1:17:B:LEU:HD22	1:17:B:LEU:HD13	5	0.73
(1,1000)	1:17:B:LEU:HD21	1:17:B:LEU:HD11	8	0.73
(1,999)	1:17:A:LEU:HD21	1:17:A:LEU:HD11	3	0.73
(1,999)	1:17:A:LEU:HD21	1:17:A:LEU:HD11	4	0.73
(1,999)	1:17:A:LEU:HD22	1:17:A:LEU:HD13	5	0.73
(1,999)	1:17:A:LEU:HD21	1:17:A:LEU:HD11	8	0.73
(1,999)	1:17:A:LEU:HD21	1:17:A:LEU:HD13	10	0.73
(1,996)	1:14:B:VAL:HG23	1:28:A:LEU:HD21	2	0.73
(1,996)	1:14:B:VAL:HG23	1:28:A:LEU:HD21	9	0.73
(1,986)	1:30:B:VAL:HG22	1:30:B:VAL:HG11	5	0.73
(1,985)	1:30:A:VAL:HG22	1:30:A:VAL:HG11	5	0.73
(1,356)	1:17:B:LEU:HB3	1:17:B:LEU:H	4	0.73
(1,356)	1:17:B:LEU:HB3	1:17:B:LEU:H	5	0.73
(1,356)	1:17:B:LEU:HB3	1:17:B:LEU:H	6	0.73
(1,356)	1:17:B:LEU:HB3	1:17:B:LEU:H	8	0.73
(1,356)	1:17:B:LEU:HB3	1:17:B:LEU:H	9	0.73
(1,356)	1:17:B:LEU:HB3	1:17:B:LEU:H	10	0.73
(1,355)	1:17:A:LEU:HB3	1:17:A:LEU:H	3	0.73
(1,355)	1:17:A:LEU:HB3	1:17:A:LEU:H	4	0.73
(1,355)	1:17:A:LEU:HB3	1:17:A:LEU:H	5	0.73
(1,355)	1:17:A:LEU:HB3	1:17:A:LEU:H	6	0.73
(1,355)	1:17:A:LEU:HB3	1:17:A:LEU:H	8	0.73
(1,355)	1:17:A:LEU:HB3	1:17:A:LEU:H	9	0.73
(1,355)	1:17:A:LEU:HB3	1:17:A:LEU:H	10	0.73
(3,333)	1:18:A:ILE:HG13	1:28:B:LEU:HA	2	0.72
(3,274)	1:31:B:VAL:HG11	1:30:B:VAL:HG11	4	0.72
(1,1159)	1:32:A:THR:HG23	1:14:B:VAL:HG12	10	0.72
(1,1000)	1:17:B:LEU:HD22	1:17:B:LEU:HD12	9	0.72
(1,999)	1:17:A:LEU:HD22	1:17:A:LEU:HD12	9	0.72
(1,996)	1:14:B:VAL:HG22	1:28:A:LEU:HD22	8	0.72
(1,986)	1:30:B:VAL:HG23	1:30:B:VAL:HG12	3	0.72
(1,986)	1:30:B:VAL:HG22	1:30:B:VAL:HG12	4	0.72
(1,985)	1:30:A:VAL:HG23	1:30:A:VAL:HG12	3	0.72
(1,985)	1:30:A:VAL:HG22	1:30:A:VAL:HG12	4	0.72
(1,985)	1:30:A:VAL:HG23	1:30:A:VAL:HG12	9	0.72
(1,356)	1:17:B:LEU:HB3	1:17:B:LEU:H	1	0.72
(1,356)	1:17:B:LEU:HB3	1:17:B:LEU:H	2	0.72
(1,356)	1:17:B:LEU:HB3	1:17:B:LEU:H	7	0.72
(1,355)	1:17:A:LEU:HB3	1:17:A:LEU:H	1	0.72
(1,355)	1:17:A:LEU:HB3	1:17:A:LEU:H	2	0.72
(1,355)	1:17:A:LEU:HB3	1:17:A:LEU:H	7	0.72

Continued on next page...

Continued from previous page...

Key	Atom-1	Atom-2	Model ID	Violation (Å)
(1,106)	1:7:B:TYR:HD2	1:9:B:GLY:HA3	10	0.72
(1,105)	1:7:A:TYR:HD2	1:9:A:GLY:HA3	10	0.72
(3,273)	1:31:A:VAL:HG11	1:30:A:VAL:HG11	4	0.71
(1,1160)	1:32:B:THR:HG21	1:14:A:VAL:HG13	1	0.71
(1,1159)	1:32:A:THR:HG21	1:14:B:VAL:HG12	4	0.71
(1,1000)	1:17:B:LEU:HD22	1:17:B:LEU:HD12	6	0.71
(1,999)	1:17:A:LEU:HD22	1:17:A:LEU:HD12	6	0.71
(1,996)	1:14:B:VAL:HG22	1:28:A:LEU:HD21	7	0.71
(1,995)	1:14:A:VAL:HG22	1:28:B:LEU:HD21	7	0.71
(1,986)	1:30:B:VAL:HG23	1:30:B:VAL:HG13	1	0.71
(1,986)	1:30:B:VAL:HG21	1:30:B:VAL:HG12	7	0.71
(1,986)	1:30:B:VAL:HG23	1:30:B:VAL:HG12	9	0.71
(1,985)	1:30:A:VAL:HG21	1:30:A:VAL:HG12	7	0.71
(1,985)	1:30:A:VAL:HG21	1:30:A:VAL:HG13	8	0.71
(1,978)	1:28:B:LEU:HD11	1:24:B:LEU:HG	4	0.71
(1,977)	1:28:A:LEU:HD11	1:24:A:LEU:HG	4	0.71
(3,273)	1:31:A:VAL:HG13	1:30:A:VAL:HG12	1	0.7
(1,1144)	1:31:B:VAL:HG13	1:14:A:VAL:HG13	3	0.7
(1,986)	1:30:B:VAL:HG21	1:30:B:VAL:HG13	2	0.7
(1,986)	1:30:B:VAL:HG21	1:30:B:VAL:HG13	8	0.7
(1,985)	1:30:A:VAL:HG23	1:30:A:VAL:HG13	1	0.7
(1,985)	1:30:A:VAL:HG21	1:30:A:VAL:HG13	2	0.7
(3,274)	1:31:B:VAL:HG13	1:30:B:VAL:HG12	1	0.69
(1,1167)	1:32:A:THR:HG22	1:18:B:ILE:HG21	4	0.69
(1,1002)	1:14:B:VAL:HG22	1:14:B:VAL:HG12	4	0.69
(1,1001)	1:14:A:VAL:HG22	1:14:A:VAL:HG12	4	0.69
(1,995)	1:14:A:VAL:HG21	1:28:B:LEU:HD21	6	0.69
(1,995)	1:14:A:VAL:HG22	1:28:B:LEU:HD22	8	0.69
(1,986)	1:30:B:VAL:HG22	1:30:B:VAL:HG12	6	0.69
(1,986)	1:30:B:VAL:HG21	1:30:B:VAL:HG11	10	0.69
(1,985)	1:30:A:VAL:HG22	1:30:A:VAL:HG12	6	0.69
(1,978)	1:28:B:LEU:HD13	1:24:B:LEU:HG	1	0.69
(1,978)	1:28:B:LEU:HD11	1:24:B:LEU:HG	10	0.69
(1,977)	1:28:A:LEU:HD13	1:24:A:LEU:HG	1	0.69
(1,977)	1:28:A:LEU:HD11	1:24:A:LEU:HG	10	0.69
(3,334)	1:18:B:ILE:HG13	1:28:A:LEU:HA	2	0.68
(3,334)	1:18:B:ILE:HG13	1:28:A:LEU:HA	7	0.68
(3,333)	1:18:A:ILE:HG13	1:28:B:LEU:HA	7	0.68
(3,274)	1:31:B:VAL:HG12	1:30:B:VAL:HG11	3	0.68
(1,1168)	1:32:B:THR:HG22	1:18:A:ILE:HG23	6	0.68
(1,1167)	1:32:A:THR:HG22	1:18:B:ILE:HG23	6	0.68
(1,1002)	1:14:B:VAL:HG23	1:14:B:VAL:HG11	7	0.68

Continued on next page...

Continued from previous page...

Key	Atom-1	Atom-2	Model ID	Violation (Å)
(1,1001)	1:14:A:VAL:HG23	1:14:A:VAL:HG11	7	0.68
(1,985)	1:30:A:VAL:HG21	1:30:A:VAL:HG11	10	0.68
(1,856)	1:28:B:LEU:HA	1:31:B:VAL:HG13	3	0.68
(1,855)	1:28:A:LEU:HA	1:31:A:VAL:HG13	3	0.68
(3,333)	1:18:A:ILE:HG13	1:28:B:LEU:HA	3	0.67
(3,274)	1:31:B:VAL:HG13	1:30:B:VAL:HG13	10	0.67
(3,273)	1:31:A:VAL:HG12	1:30:A:VAL:HG11	3	0.67
(3,273)	1:31:A:VAL:HG13	1:30:A:VAL:HG13	10	0.67
(1,1002)	1:14:B:VAL:HG21	1:14:B:VAL:HG13	1	0.67
(1,856)	1:28:B:LEU:HA	1:31:B:VAL:HG11	1	0.67
(1,855)	1:28:A:LEU:HA	1:31:A:VAL:HG11	1	0.67
(1,1168)	1:32:B:THR:HG22	1:18:A:ILE:HG21	4	0.66
(1,1167)	1:32:A:THR:HG23	1:18:B:ILE:HG22	3	0.66
(1,1160)	1:32:B:THR:HG21	1:14:A:VAL:HG12	4	0.66
(1,1002)	1:14:B:VAL:HG21	1:14:B:VAL:HG11	2	0.66
(1,1002)	1:14:B:VAL:HG21	1:14:B:VAL:HG12	9	0.66
(1,1002)	1:14:B:VAL:HG22	1:14:B:VAL:HG12	10	0.66
(1,1001)	1:14:A:VAL:HG21	1:14:A:VAL:HG13	1	0.66
(1,1001)	1:14:A:VAL:HG21	1:14:A:VAL:HG11	2	0.66
(1,1001)	1:14:A:VAL:HG23	1:14:A:VAL:HG13	3	0.66
(1,1001)	1:14:A:VAL:HG21	1:14:A:VAL:HG12	9	0.66
(1,1001)	1:14:A:VAL:HG22	1:14:A:VAL:HG12	10	0.66
(1,996)	1:14:B:VAL:HG21	1:28:A:LEU:HD21	6	0.66
(1,1002)	1:14:B:VAL:HG23	1:14:B:VAL:HG13	3	0.65
(1,1001)	1:14:A:VAL:HG22	1:14:A:VAL:HG12	5	0.65
(3,333)	1:18:A:ILE:HG13	1:28:B:LEU:HA	9	0.64
(1,1160)	1:32:B:THR:HG21	1:14:A:VAL:HG11	7	0.64
(1,1159)	1:32:A:THR:HG21	1:14:B:VAL:HG11	7	0.64
(1,1002)	1:14:B:VAL:HG22	1:14:B:VAL:HG12	5	0.64
(1,1002)	1:14:B:VAL:HG23	1:14:B:VAL:HG13	8	0.64
(1,1001)	1:14:A:VAL:HG23	1:14:A:VAL:HG13	8	0.64
(1,978)	1:28:B:LEU:HD12	1:24:B:LEU:HG	3	0.64
(1,977)	1:28:A:LEU:HD12	1:24:A:LEU:HG	3	0.64
(1,727)	1:31:A:VAL:HG11	1:28:A:LEU:HD21	3	0.64
(1,106)	1:7:B:TYR:HD2	1:9:B:GLY:HA3	7	0.64
(1,105)	1:7:A:TYR:HD2	1:9:A:GLY:HA3	7	0.64
(1,995)	1:14:A:VAL:HG23	1:28:B:LEU:HD21	9	0.63
(1,978)	1:28:B:LEU:HD12	1:24:B:LEU:HG	5	0.63
(1,977)	1:28:A:LEU:HD12	1:24:A:LEU:HG	5	0.63
(1,855)	1:28:A:LEU:HA	1:31:A:VAL:HG13	6	0.63
(1,855)	1:28:A:LEU:HA	1:31:A:VAL:HG11	10	0.63
(1,728)	1:31:B:VAL:HG12	1:28:B:LEU:HD23	1	0.63

Continued on next page...

Continued from previous page...

Key	Atom-1	Atom-2	Model ID	Violation (Å)
(1,728)	1:31:B:VAL:HG11	1:28:B:LEU:HD21	3	0.63
(1,727)	1:31:A:VAL:HG12	1:28:A:LEU:HD23	1	0.63
(3,333)	1:18:A:ILE:HG13	1:28:B:LEU:HA	6	0.62
(1,856)	1:28:B:LEU:HA	1:31:B:VAL:HG12	4	0.62
(1,856)	1:28:B:LEU:HA	1:31:B:VAL:HG11	10	0.62
(1,728)	1:31:B:VAL:HG13	1:28:B:LEU:HD22	4	0.62
(1,76)	1:30:B:VAL:HG12	1:31:B:VAL:HG22	1	0.62
(1,75)	1:30:A:VAL:HG12	1:31:A:VAL:HG22	1	0.62
(1,58)	1:2:B:PRO:HD3	1:31:B:VAL:HG22	5	0.62
(1,57)	1:2:A:PRO:HD3	1:31:A:VAL:HG22	5	0.62
(3,334)	1:18:B:ILE:HG13	1:28:A:LEU:HA	6	0.61
(3,325)	1:28:A:LEU:HD22	1:18:B:ILE:HA	9	0.61
(1,1168)	1:32:B:THR:HG22	1:18:A:ILE:HG21	7	0.61
(1,1167)	1:32:A:THR:HG22	1:18:B:ILE:HG21	7	0.61
(1,1164)	1:14:B:VAL:HG21	1:28:A:LEU:HA	9	0.61
(1,990)	1:32:B:THR:HG21	1:28:B:LEU:HD21	9	0.61
(1,989)	1:32:A:THR:HG21	1:28:A:LEU:HD21	9	0.61
(1,964)	1:14:B:VAL:HG11	1:14:B:VAL:HB	4	0.61
(1,963)	1:14:A:VAL:HG11	1:14:A:VAL:HB	4	0.61
(1,856)	1:28:B:LEU:HA	1:31:B:VAL:HG13	6	0.61
(1,855)	1:28:A:LEU:HA	1:31:A:VAL:HG12	4	0.61
(1,727)	1:31:A:VAL:HG13	1:28:A:LEU:HD22	4	0.61
(1,1002)	1:14:B:VAL:HG22	1:14:B:VAL:HG13	6	0.6
(1,1001)	1:14:A:VAL:HG22	1:14:A:VAL:HG13	6	0.6
(1,978)	1:28:B:LEU:HD11	1:24:B:LEU:HG	7	0.6
(1,977)	1:28:A:LEU:HD11	1:24:A:LEU:HG	7	0.6
(1,977)	1:28:A:LEU:HD13	1:24:A:LEU:HG	8	0.6
(1,977)	1:28:A:LEU:HD11	1:24:A:LEU:HG	9	0.6
(1,964)	1:14:B:VAL:HG12	1:14:B:VAL:HB	1	0.6
(1,964)	1:14:B:VAL:HG13	1:14:B:VAL:HB	7	0.6
(1,963)	1:14:A:VAL:HG12	1:14:A:VAL:HB	1	0.6
(1,963)	1:14:A:VAL:HG13	1:14:A:VAL:HB	7	0.6
(1,750)	1:8:B:PRO:HB3	1:8:B:PRO:HG2	1	0.6
(1,750)	1:8:B:PRO:HB3	1:8:B:PRO:HG2	2	0.6
(1,750)	1:8:B:PRO:HB3	1:8:B:PRO:HG2	3	0.6
(1,750)	1:8:B:PRO:HB3	1:8:B:PRO:HG2	4	0.6
(1,750)	1:8:B:PRO:HB3	1:8:B:PRO:HG2	5	0.6
(1,750)	1:8:B:PRO:HB3	1:8:B:PRO:HG2	6	0.6
(1,750)	1:8:B:PRO:HB3	1:8:B:PRO:HG2	9	0.6
(1,750)	1:8:B:PRO:HB3	1:8:B:PRO:HG2	10	0.6
(1,749)	1:8:A:PRO:HB3	1:8:A:PRO:HG2	1	0.6
(1,749)	1:8:A:PRO:HB3	1:8:A:PRO:HG2	2	0.6

Continued on next page...

Continued from previous page...

Key	Atom-1	Atom-2	Model ID	Violation (Å)
(1,749)	1:8:A:PRO:HB3	1:8:A:PRO:HG2	3	0.6
(1,749)	1:8:A:PRO:HB3	1:8:A:PRO:HG2	4	0.6
(1,749)	1:8:A:PRO:HB3	1:8:A:PRO:HG2	5	0.6
(1,749)	1:8:A:PRO:HB3	1:8:A:PRO:HG2	6	0.6
(1,749)	1:8:A:PRO:HB3	1:8:A:PRO:HG2	9	0.6
(1,749)	1:8:A:PRO:HB3	1:8:A:PRO:HG2	10	0.6
(1,727)	1:31:A:VAL:HG11	1:28:A:LEU:HD22	5	0.6
(1,1163)	1:14:A:VAL:HG23	1:28:B:LEU:HA	3	0.59
(1,978)	1:28:B:LEU:HD13	1:24:B:LEU:HG	2	0.59
(1,978)	1:28:B:LEU:HD13	1:24:B:LEU:HG	8	0.59
(1,978)	1:28:B:LEU:HD11	1:24:B:LEU:HG	9	0.59
(1,977)	1:28:A:LEU:HD13	1:24:A:LEU:HG	2	0.59
(1,964)	1:14:B:VAL:HG13	1:14:B:VAL:HB	2	0.59
(1,964)	1:14:B:VAL:HG11	1:14:B:VAL:HB	5	0.59
(1,964)	1:14:B:VAL:HG11	1:14:B:VAL:HB	10	0.59
(1,963)	1:14:A:VAL:HG13	1:14:A:VAL:HB	2	0.59
(1,963)	1:14:A:VAL:HG12	1:14:A:VAL:HB	3	0.59
(1,963)	1:14:A:VAL:HG11	1:14:A:VAL:HB	5	0.59
(1,963)	1:14:A:VAL:HG11	1:14:A:VAL:HB	10	0.59
(1,750)	1:8:B:PRO:HB3	1:8:B:PRO:HG2	7	0.59
(1,750)	1:8:B:PRO:HB3	1:8:B:PRO:HG2	8	0.59
(1,749)	1:8:A:PRO:HB3	1:8:A:PRO:HG2	7	0.59
(1,749)	1:8:A:PRO:HB3	1:8:A:PRO:HG2	8	0.59
(1,728)	1:31:B:VAL:HG11	1:28:B:LEU:HD22	5	0.59
(1,727)	1:31:A:VAL:HG12	1:28:A:LEU:HD22	10	0.59
(3,334)	1:18:B:ILE:HG13	1:28:A:LEU:HA	3	0.58
(1,1167)	1:32:A:THR:HG22	1:18:B:ILE:HG21	8	0.58
(1,1010)	1:18:B:ILE:HG12	1:18:B:ILE:HD12	3	0.58
(1,1010)	1:18:B:ILE:HG12	1:18:B:ILE:HD13	4	0.58
(1,1010)	1:18:B:ILE:HG12	1:18:B:ILE:HD13	5	0.58
(1,1010)	1:18:B:ILE:HG12	1:18:B:ILE:HD13	7	0.58
(1,1010)	1:18:B:ILE:HG12	1:18:B:ILE:HD11	8	0.58
(1,1010)	1:18:B:ILE:HG12	1:18:B:ILE:HD11	9	0.58
(1,1009)	1:18:A:ILE:HG12	1:18:A:ILE:HD12	3	0.58
(1,1009)	1:18:A:ILE:HG12	1:18:A:ILE:HD12	5	0.58
(1,1009)	1:18:A:ILE:HG12	1:18:A:ILE:HD13	7	0.58
(1,1009)	1:18:A:ILE:HG12	1:18:A:ILE:HD11	9	0.58
(1,1004)	1:28:B:LEU:HD11	1:28:B:LEU:HD21	4	0.58
(1,1004)	1:28:B:LEU:HD12	1:28:B:LEU:HD21	5	0.58
(1,998)	1:24:B:LEU:HD22	1:28:B:LEU:HD21	4	0.58
(1,998)	1:24:B:LEU:HD21	1:28:B:LEU:HD22	6	0.58
(1,997)	1:24:A:LEU:HD22	1:28:A:LEU:HD21	4	0.58

Continued on next page...

Continued from previous page...

Key	Atom-1	Atom-2	Model ID	Violation (Å)
(1,997)	1:24:A:LEU:HD21	1:28:A:LEU:HD22	6	0.58
(1,964)	1:14:B:VAL:HG12	1:14:B:VAL:HB	3	0.58
(1,964)	1:14:B:VAL:HG12	1:14:B:VAL:HB	8	0.58
(1,964)	1:14:B:VAL:HG11	1:14:B:VAL:HB	9	0.58
(1,963)	1:14:A:VAL:HG11	1:14:A:VAL:HB	9	0.58
(1,728)	1:31:B:VAL:HG12	1:28:B:LEU:HD22	10	0.58
(1,1168)	1:32:B:THR:HG23	1:18:A:ILE:HG21	2	0.57
(1,1136)	1:14:B:VAL:HG21	1:31:A:VAL:HG13	9	0.57
(1,1010)	1:18:B:ILE:HG12	1:18:B:ILE:HD11	1	0.57
(1,1010)	1:18:B:ILE:HG12	1:18:B:ILE:HD11	2	0.57
(1,1010)	1:18:B:ILE:HG12	1:18:B:ILE:HD12	6	0.57
(1,1010)	1:18:B:ILE:HG12	1:18:B:ILE:HD12	10	0.57
(1,1009)	1:18:A:ILE:HG12	1:18:A:ILE:HD11	1	0.57
(1,1009)	1:18:A:ILE:HG12	1:18:A:ILE:HD11	2	0.57
(1,1009)	1:18:A:ILE:HG12	1:18:A:ILE:HD13	4	0.57
(1,1009)	1:18:A:ILE:HG12	1:18:A:ILE:HD12	6	0.57
(1,1009)	1:18:A:ILE:HG12	1:18:A:ILE:HD11	8	0.57
(1,1009)	1:18:A:ILE:HG12	1:18:A:ILE:HD12	10	0.57
(1,1004)	1:28:B:LEU:HD13	1:28:B:LEU:HD22	1	0.57
(1,1004)	1:28:B:LEU:HD12	1:28:B:LEU:HD23	3	0.57
(1,1003)	1:28:A:LEU:HD13	1:28:A:LEU:HD22	1	0.57
(1,1003)	1:28:A:LEU:HD12	1:28:A:LEU:HD23	3	0.57
(1,1003)	1:28:A:LEU:HD11	1:28:A:LEU:HD21	4	0.57
(1,1003)	1:28:A:LEU:HD12	1:28:A:LEU:HD21	5	0.57
(1,1003)	1:28:A:LEU:HD11	1:28:A:LEU:HD22	7	0.57
(1,1003)	1:28:A:LEU:HD13	1:28:A:LEU:HD23	8	0.57
(1,964)	1:14:B:VAL:HG12	1:14:B:VAL:HB	6	0.57
(1,963)	1:14:A:VAL:HG12	1:14:A:VAL:HB	6	0.57
(1,963)	1:14:A:VAL:HG12	1:14:A:VAL:HB	8	0.57
(1,727)	1:31:A:VAL:HG11	1:28:A:LEU:HD23	6	0.57
(1,105)	1:7:A:TYR:HD2	1:9:A:GLY:HA3	5	0.57
(1,1168)	1:32:B:THR:HG22	1:18:A:ILE:HG21	8	0.56
(1,1168)	1:32:B:THR:HG21	1:18:A:ILE:HG22	10	0.56
(1,1004)	1:28:B:LEU:HD13	1:28:B:LEU:HD22	2	0.56
(1,1004)	1:28:B:LEU:HD11	1:28:B:LEU:HD22	7	0.56
(1,1004)	1:28:B:LEU:HD13	1:28:B:LEU:HD23	8	0.56
(1,1004)	1:28:B:LEU:HD11	1:28:B:LEU:HD21	10	0.56
(1,1003)	1:28:A:LEU:HD13	1:28:A:LEU:HD22	2	0.56
(1,1003)	1:28:A:LEU:HD11	1:28:A:LEU:HD21	10	0.56
(1,889)	1:32:A:THR:HG23	1:36:A:TYR:HB3	3	0.56
(1,106)	1:7:B:TYR:HD2	1:9:B:GLY:HA3	5	0.56
(1,76)	1:30:B:VAL:HG11	1:31:B:VAL:HG21	4	0.56

Continued on next page...

Continued from previous page...

Key	Atom-1	Atom-2	Model ID	Violation (Å)
(1,75)	1:30:A:VAL:HG11	1:31:A:VAL:HG21	4	0.56
(1,1167)	1:32:A:THR:HG23	1:18:B:ILE:HG21	2	0.55
(1,1159)	1:32:A:THR:HG22	1:14:B:VAL:HG12	9	0.55
(1,1143)	1:31:A:VAL:HG12	1:14:B:VAL:HG12	4	0.55
(1,1096)	1:35:B:ARG:HG2	1:33:B:ARG:HA	6	0.55
(1,1095)	1:35:A:ARG:HG2	1:33:A:ARG:HA	6	0.55
(1,1004)	1:28:B:LEU:HD12	1:28:B:LEU:HD22	6	0.55
(1,1004)	1:28:B:LEU:HD11	1:28:B:LEU:HD22	9	0.55
(1,1003)	1:28:A:LEU:HD12	1:28:A:LEU:HD22	6	0.55
(1,1003)	1:28:A:LEU:HD11	1:28:A:LEU:HD22	9	0.55
(1,890)	1:32:B:THR:HG23	1:36:B:TYR:HB3	3	0.55
(1,856)	1:28:B:LEU:HA	1:31:B:VAL:HG13	2	0.55
(1,855)	1:28:A:LEU:HA	1:31:A:VAL:HG13	2	0.55
(1,728)	1:31:B:VAL:HG11	1:28:B:LEU:HD23	6	0.55
(3,326)	1:28:B:LEU:HD22	1:18:A:ILE:HA	2	0.54
(3,325)	1:28:A:LEU:HD22	1:18:B:ILE:HA	7	0.54
(1,76)	1:30:B:VAL:HG11	1:31:B:VAL:HG21	3	0.54
(3,326)	1:28:B:LEU:HD22	1:18:A:ILE:HA	1	0.53
(3,326)	1:28:B:LEU:HD22	1:18:A:ILE:HA	7	0.53
(3,325)	1:28:A:LEU:HD22	1:18:B:ILE:HA	2	0.53
(1,1167)	1:32:A:THR:HG21	1:18:B:ILE:HG22	10	0.53
(1,1164)	1:14:B:VAL:HG22	1:28:A:LEU:HA	4	0.53
(1,1143)	1:31:A:VAL:HG13	1:14:B:VAL:HG13	3	0.53
(1,1130)	1:14:B:VAL:HA	1:14:B:VAL:HG12	7	0.53
(1,1130)	1:14:B:VAL:HA	1:14:B:VAL:HG11	8	0.53
(1,1129)	1:14:A:VAL:HA	1:14:A:VAL:HG12	2	0.53
(1,1129)	1:14:A:VAL:HA	1:14:A:VAL:HG12	7	0.53
(1,1129)	1:14:A:VAL:HA	1:14:A:VAL:HG11	8	0.53
(1,884)	1:30:B:VAL:HG22	1:29:B:ASN:HB2	10	0.53
(1,883)	1:30:A:VAL:HG23	1:29:A:ASN:HB2	4	0.53
(1,883)	1:30:A:VAL:HG22	1:29:A:ASN:HB2	10	0.53
(1,75)	1:30:A:VAL:HG11	1:31:A:VAL:HG21	3	0.53
(1,75)	1:30:A:VAL:HG13	1:31:A:VAL:HG22	10	0.53
(3,326)	1:28:B:LEU:HD22	1:18:A:ILE:HA	9	0.52
(1,1163)	1:14:A:VAL:HG22	1:28:B:LEU:HA	10	0.52
(1,1135)	1:14:A:VAL:HG23	1:31:B:VAL:HG13	3	0.52
(1,1130)	1:14:B:VAL:HA	1:14:B:VAL:HG12	2	0.52
(1,1130)	1:14:B:VAL:HA	1:14:B:VAL:HG13	10	0.52
(1,1129)	1:14:A:VAL:HA	1:14:A:VAL:HG13	10	0.52
(1,974)	1:31:B:VAL:HB	1:31:B:VAL:HG11	1	0.52
(1,974)	1:31:B:VAL:HB	1:31:B:VAL:HG13	2	0.52
(1,974)	1:31:B:VAL:HB	1:31:B:VAL:HG13	3	0.52

Continued on next page...

Continued from previous page...

Key	Atom-1	Atom-2	Model ID	Violation (Å)
(1,974)	1:31:B:VAL:HB	1:31:B:VAL:HG12	4	0.52
(1,974)	1:31:B:VAL:HB	1:31:B:VAL:HG13	6	0.52
(1,974)	1:31:B:VAL:HB	1:31:B:VAL:HG13	9	0.52
(1,974)	1:31:B:VAL:HB	1:31:B:VAL:HG11	10	0.52
(1,973)	1:31:A:VAL:HB	1:31:A:VAL:HG11	1	0.52
(1,973)	1:31:A:VAL:HB	1:31:A:VAL:HG13	2	0.52
(1,973)	1:31:A:VAL:HB	1:31:A:VAL:HG13	3	0.52
(1,973)	1:31:A:VAL:HB	1:31:A:VAL:HG12	4	0.52
(1,973)	1:31:A:VAL:HB	1:31:A:VAL:HG13	6	0.52
(1,973)	1:31:A:VAL:HB	1:31:A:VAL:HG13	9	0.52
(1,973)	1:31:A:VAL:HB	1:31:A:VAL:HG11	10	0.52
(1,884)	1:30:B:VAL:HG23	1:29:B:ASN:HB2	4	0.52
(1,76)	1:30:B:VAL:HG13	1:31:B:VAL:HG22	10	0.52
(1,1164)	1:14:B:VAL:HG23	1:28:A:LEU:HA	3	0.51
(1,1135)	1:14:A:VAL:HG22	1:31:B:VAL:HG13	5	0.51
(1,1130)	1:14:B:VAL:HA	1:14:B:VAL:HG11	1	0.51
(1,1130)	1:14:B:VAL:HA	1:14:B:VAL:HG13	4	0.51
(1,1129)	1:14:A:VAL:HA	1:14:A:VAL:HG11	1	0.51
(1,1129)	1:14:A:VAL:HA	1:14:A:VAL:HG13	4	0.51
(1,974)	1:31:B:VAL:HB	1:31:B:VAL:HG13	5	0.51
(1,974)	1:31:B:VAL:HB	1:31:B:VAL:HG13	7	0.51
(1,974)	1:31:B:VAL:HB	1:31:B:VAL:HG12	8	0.51
(1,973)	1:31:A:VAL:HB	1:31:A:VAL:HG13	5	0.51
(1,973)	1:31:A:VAL:HB	1:31:A:VAL:HG13	7	0.51
(1,973)	1:31:A:VAL:HB	1:31:A:VAL:HG12	8	0.51
(1,884)	1:30:B:VAL:HG21	1:29:B:ASN:HB2	1	0.51
(1,884)	1:30:B:VAL:HG21	1:29:B:ASN:HB2	3	0.51
(1,883)	1:30:A:VAL:HG21	1:29:A:ASN:HB2	1	0.51
(1,883)	1:30:A:VAL:HG21	1:29:A:ASN:HB2	3	0.51
(1,727)	1:31:A:VAL:HG11	1:28:A:LEU:HD23	2	0.51
(1,727)	1:31:A:VAL:HG11	1:28:A:LEU:HD23	7	0.51
(1,1130)	1:14:B:VAL:HA	1:14:B:VAL:HG13	5	0.5
(1,1129)	1:14:A:VAL:HA	1:14:A:VAL:HG13	5	0.5
(1,728)	1:31:B:VAL:HG11	1:28:B:LEU:HD23	2	0.5
(1,728)	1:31:B:VAL:HG11	1:28:B:LEU:HD23	7	0.5
(1,1163)	1:14:A:VAL:HG21	1:28:B:LEU:HA	2	0.49
(1,1144)	1:31:B:VAL:HG13	1:14:A:VAL:HG11	2	0.49
(1,1144)	1:31:B:VAL:HG12	1:14:A:VAL:HG12	4	0.49
(1,1130)	1:14:B:VAL:HA	1:14:B:VAL:HG11	3	0.49
(1,1129)	1:14:A:VAL:HA	1:14:A:VAL:HG11	3	0.49
(1,856)	1:28:B:LEU:HA	1:31:B:VAL:HG13	7	0.49
(1,856)	1:28:B:LEU:HA	1:31:B:VAL:HG13	9	0.49

Continued on next page...

Continued from previous page...

Key	Atom-1	Atom-2	Model ID	Violation (Å)
(1,855)	1:28:A:LEU:HA	1:31:A:VAL:HG13	5	0.49
(1,855)	1:28:A:LEU:HA	1:31:A:VAL:HG13	7	0.49
(1,855)	1:28:A:LEU:HA	1:31:A:VAL:HG13	9	0.49
(1,405)	1:29:A:ASN:HB2	1:29:A:ASN:HD22	3	0.49
(1,1163)	1:14:A:VAL:HG21	1:28:B:LEU:HA	1	0.48
(1,1163)	1:14:A:VAL:HG22	1:28:B:LEU:HA	4	0.48
(1,1130)	1:14:B:VAL:HA	1:14:B:VAL:HG11	6	0.48
(1,1129)	1:14:A:VAL:HA	1:14:A:VAL:HG11	6	0.48
(1,856)	1:28:B:LEU:HA	1:31:B:VAL:HG13	5	0.48
(1,406)	1:29:B:ASN:HB2	1:29:B:ASN:HD22	1	0.48
(1,406)	1:29:B:ASN:HB2	1:29:B:ASN:HD22	2	0.48
(1,406)	1:29:B:ASN:HB2	1:29:B:ASN:HD22	3	0.48
(1,406)	1:29:B:ASN:HB2	1:29:B:ASN:HD22	4	0.48
(1,406)	1:29:B:ASN:HB2	1:29:B:ASN:HD22	5	0.48
(1,406)	1:29:B:ASN:HB2	1:29:B:ASN:HD22	6	0.48
(1,406)	1:29:B:ASN:HB2	1:29:B:ASN:HD22	8	0.48
(1,406)	1:29:B:ASN:HB2	1:29:B:ASN:HD22	9	0.48
(1,406)	1:29:B:ASN:HB2	1:29:B:ASN:HD22	10	0.48
(1,405)	1:29:A:ASN:HB2	1:29:A:ASN:HD22	1	0.48
(1,405)	1:29:A:ASN:HB2	1:29:A:ASN:HD22	2	0.48
(1,405)	1:29:A:ASN:HB2	1:29:A:ASN:HD22	4	0.48
(1,405)	1:29:A:ASN:HB2	1:29:A:ASN:HD22	5	0.48
(1,405)	1:29:A:ASN:HB2	1:29:A:ASN:HD22	6	0.48
(1,405)	1:29:A:ASN:HB2	1:29:A:ASN:HD22	8	0.48
(1,405)	1:29:A:ASN:HB2	1:29:A:ASN:HD22	9	0.48
(1,405)	1:29:A:ASN:HB2	1:29:A:ASN:HD22	10	0.48
(1,106)	1:7:B:TYR:HD2	1:9:B:GLY:HA3	8	0.48
(1,105)	1:7:A:TYR:HD2	1:9:A:GLY:HA3	8	0.48
(5,2)	1:13:B:PRO:O	1:17:B:LEU:H	7	0.47
(4,2)	1:13:A:PRO:O	1:17:A:LEU:H	7	0.47
(3,325)	1:28:A:LEU:HD22	1:18:B:ILE:HA	1	0.47
(1,1164)	1:14:B:VAL:HG21	1:28:A:LEU:HA	1	0.47
(1,1164)	1:14:B:VAL:HG22	1:28:A:LEU:HA	10	0.47
(1,1144)	1:31:B:VAL:HG13	1:14:A:VAL:HG12	5	0.47
(1,1130)	1:14:B:VAL:HA	1:14:B:VAL:HG13	9	0.47
(1,1129)	1:14:A:VAL:HA	1:14:A:VAL:HG13	9	0.47
(1,1096)	1:35:B:ARG:HG2	1:33:B:ARG:HA	1	0.47
(1,1095)	1:35:A:ARG:HG2	1:33:A:ARG:HA	1	0.47
(1,995)	1:14:A:VAL:HG21	1:28:B:LEU:HD23	5	0.47
(1,990)	1:32:B:THR:HG22	1:28:B:LEU:HD21	1	0.47
(1,856)	1:28:B:LEU:HA	1:31:B:VAL:HG12	8	0.47
(1,728)	1:31:B:VAL:HG11	1:28:B:LEU:HD23	9	0.47

Continued on next page...

Continued from previous page...

Key	Atom-1	Atom-2	Model ID	Violation (Å)
(1,406)	1:29:B:ASN:HB2	1:29:B:ASN:HD22	7	0.47
(1,405)	1:29:A:ASN:HB2	1:29:A:ASN:HD22	7	0.47
(3,326)	1:28:B:LEU:HD21	1:18:A:ILE:HA	10	0.46
(1,1163)	1:14:A:VAL:HG21	1:28:B:LEU:HA	9	0.46
(1,1136)	1:14:B:VAL:HG22	1:31:A:VAL:HG13	5	0.46
(1,996)	1:14:B:VAL:HG21	1:28:A:LEU:HD23	5	0.46
(1,989)	1:32:A:THR:HG22	1:28:A:LEU:HD21	1	0.46
(1,972)	1:31:B:VAL:HB	1:31:B:VAL:HG22	1	0.46
(1,972)	1:31:B:VAL:HB	1:31:B:VAL:HG21	8	0.46
(1,972)	1:31:B:VAL:HB	1:31:B:VAL:HG23	9	0.46
(1,972)	1:31:B:VAL:HB	1:31:B:VAL:HG22	10	0.46
(1,971)	1:31:A:VAL:HB	1:31:A:VAL:HG22	1	0.46
(1,971)	1:31:A:VAL:HB	1:31:A:VAL:HG21	8	0.46
(1,971)	1:31:A:VAL:HB	1:31:A:VAL:HG23	9	0.46
(1,971)	1:31:A:VAL:HB	1:31:A:VAL:HG22	10	0.46
(1,855)	1:28:A:LEU:HA	1:31:A:VAL:HG12	8	0.46
(1,732)	1:6:B:THR:HA	1:6:B:THR:HG22	3	0.46
(1,731)	1:6:A:THR:HA	1:6:A:THR:HG22	3	0.46
(1,728)	1:31:B:VAL:HG13	1:28:B:LEU:HD21	8	0.46
(1,727)	1:31:A:VAL:HG13	1:28:A:LEU:HD21	8	0.46
(3,276)	1:28:B:LEU:HG	1:28:B:LEU:HD22	4	0.45
(3,276)	1:28:B:LEU:HG	1:28:B:LEU:HD21	5	0.45
(3,275)	1:28:A:LEU:HG	1:28:A:LEU:HD21	5	0.45
(1,1164)	1:14:B:VAL:HG21	1:28:A:LEU:HA	2	0.45
(1,1143)	1:31:A:VAL:HG13	1:14:B:VAL:HG11	2	0.45
(1,1136)	1:14:B:VAL:HG23	1:31:A:VAL:HG13	3	0.45
(1,1136)	1:14:B:VAL:HG22	1:31:A:VAL:HG13	4	0.45
(1,1136)	1:14:B:VAL:HG22	1:31:A:VAL:HG11	6	0.45
(1,1135)	1:14:A:VAL:HG21	1:31:B:VAL:HG13	2	0.45
(1,990)	1:32:B:THR:HG23	1:28:B:LEU:HD21	6	0.45
(1,989)	1:32:A:THR:HG23	1:28:A:LEU:HD21	6	0.45
(1,972)	1:31:B:VAL:HB	1:31:B:VAL:HG21	3	0.45
(1,972)	1:31:B:VAL:HB	1:31:B:VAL:HG21	4	0.45
(1,972)	1:31:B:VAL:HB	1:31:B:VAL:HG22	5	0.45
(1,972)	1:31:B:VAL:HB	1:31:B:VAL:HG22	6	0.45
(1,972)	1:31:B:VAL:HB	1:31:B:VAL:HG21	7	0.45
(1,971)	1:31:A:VAL:HB	1:31:A:VAL:HG21	2	0.45
(1,971)	1:31:A:VAL:HB	1:31:A:VAL:HG21	3	0.45
(1,971)	1:31:A:VAL:HB	1:31:A:VAL:HG21	4	0.45
(1,971)	1:31:A:VAL:HB	1:31:A:VAL:HG22	5	0.45
(1,971)	1:31:A:VAL:HB	1:31:A:VAL:HG22	6	0.45
(1,971)	1:31:A:VAL:HB	1:31:A:VAL:HG21	7	0.45

Continued on next page...

Continued from previous page...

Key	Atom-1	Atom-2	Model ID	Violation (Å)
(1,727)	1:31:A:VAL:HG11	1:28:A:LEU:HD23	9	0.45
(3,334)	1:18:B:ILE:HG13	1:28:A:LEU:HA	8	0.44
(3,326)	1:28:B:LEU:HD23	1:18:A:ILE:HA	3	0.44
(3,276)	1:28:B:LEU:HG	1:28:B:LEU:HD23	1	0.44
(3,276)	1:28:B:LEU:HG	1:28:B:LEU:HD23	6	0.44
(3,276)	1:28:B:LEU:HG	1:28:B:LEU:HD23	7	0.44
(3,276)	1:28:B:LEU:HG	1:28:B:LEU:HD21	8	0.44
(3,276)	1:28:B:LEU:HG	1:28:B:LEU:HD22	10	0.44
(3,275)	1:28:A:LEU:HG	1:28:A:LEU:HD23	1	0.44
(3,275)	1:28:A:LEU:HG	1:28:A:LEU:HD22	4	0.44
(3,275)	1:28:A:LEU:HG	1:28:A:LEU:HD23	6	0.44
(3,275)	1:28:A:LEU:HG	1:28:A:LEU:HD23	7	0.44
(3,275)	1:28:A:LEU:HG	1:28:A:LEU:HD21	8	0.44
(1,1136)	1:14:B:VAL:HG23	1:31:A:VAL:HG11	7	0.44
(1,972)	1:31:B:VAL:HB	1:31:B:VAL:HG21	2	0.44
(1,883)	1:30:A:VAL:HG23	1:29:A:ASN:HB2	6	0.44
(3,325)	1:28:A:LEU:HD21	1:18:B:ILE:HA	4	0.43
(3,325)	1:28:A:LEU:HD21	1:18:B:ILE:HA	10	0.43
(3,276)	1:28:B:LEU:HG	1:28:B:LEU:HD23	2	0.43
(3,276)	1:28:B:LEU:HG	1:28:B:LEU:HD21	3	0.43
(3,275)	1:28:A:LEU:HG	1:28:A:LEU:HD23	2	0.43
(3,275)	1:28:A:LEU:HG	1:28:A:LEU:HD21	3	0.43
(3,275)	1:28:A:LEU:HG	1:28:A:LEU:HD22	10	0.43
(1,1141)	1:28:A:LEU:HD11	1:21:B:TYR:HB3	9	0.43
(1,1135)	1:14:A:VAL:HG22	1:31:B:VAL:HG13	4	0.43
(1,1135)	1:14:A:VAL:HG22	1:31:B:VAL:HG11	6	0.43
(1,1135)	1:14:A:VAL:HG23	1:31:B:VAL:HG11	7	0.43
(1,998)	1:24:B:LEU:HD21	1:28:B:LEU:HD23	3	0.43
(1,997)	1:24:A:LEU:HD21	1:28:A:LEU:HD23	3	0.43
(1,884)	1:30:B:VAL:HG22	1:29:B:ASN:HB2	2	0.43
(1,884)	1:30:B:VAL:HG23	1:29:B:ASN:HB2	6	0.43
(1,883)	1:30:A:VAL:HG22	1:29:A:ASN:HB2	2	0.43
(3,333)	1:18:A:ILE:HG13	1:28:B:LEU:HA	8	0.42
(3,276)	1:28:B:LEU:HG	1:28:B:LEU:HD23	9	0.42
(3,275)	1:28:A:LEU:HG	1:28:A:LEU:HD23	9	0.42
(1,1156)	1:32:B:THR:HG21	1:14:A:VAL:HG21	2	0.42
(1,1136)	1:14:B:VAL:HG21	1:31:A:VAL:HG13	2	0.42
(1,988)	1:32:B:THR:HG23	1:18:A:ILE:HD13	2	0.42
(1,884)	1:30:B:VAL:HG22	1:29:B:ASN:HB2	7	0.42
(1,106)	1:7:B:TYR:HD2	1:9:B:GLY:HA3	1	0.42
(3,326)	1:28:B:LEU:HD21	1:18:A:ILE:HA	4	0.41
(1,1135)	1:14:A:VAL:HG21	1:31:B:VAL:HG12	1	0.41

Continued on next page...

Continued from previous page...

Key	Atom-1	Atom-2	Model ID	Violation (Å)
(1,1135)	1:14:A:VAL:HG21	1:31:B:VAL:HG13	9	0.41
(1,1135)	1:14:A:VAL:HG22	1:31:B:VAL:HG12	10	0.41
(1,997)	1:24:A:LEU:HD21	1:28:A:LEU:HD21	10	0.41
(1,993)	1:32:A:THR:HG23	1:31:A:VAL:HG13	6	0.41
(1,990)	1:32:B:THR:HG21	1:28:B:LEU:HD22	3	0.41
(1,989)	1:32:A:THR:HG21	1:28:A:LEU:HD22	3	0.41
(1,987)	1:32:A:THR:HG23	1:18:B:ILE:HD13	9	0.41
(1,962)	1:30:B:VAL:HG11	1:30:B:VAL:HB	9	0.41
(1,961)	1:30:A:VAL:HG11	1:30:A:VAL:HB	9	0.41
(1,883)	1:30:A:VAL:HG22	1:29:A:ASN:HB2	7	0.41
(1,105)	1:7:A:TYR:HD2	1:9:A:GLY:HA3	1	0.41
(5,2)	1:13:B:PRO:O	1:17:B:LEU:H	6	0.4
(4,2)	1:13:A:PRO:O	1:17:A:LEU:H	6	0.4
(1,1143)	1:31:A:VAL:HG12	1:14:B:VAL:HG13	8	0.4
(1,1136)	1:14:B:VAL:HG23	1:31:A:VAL:HG12	8	0.4
(1,998)	1:24:B:LEU:HD21	1:28:B:LEU:HD21	10	0.4
(1,994)	1:32:B:THR:HG21	1:31:B:VAL:HG13	3	0.4
(1,993)	1:32:A:THR:HG21	1:31:A:VAL:HG13	3	0.4
(1,990)	1:32:B:THR:HG23	1:28:B:LEU:HD21	2	0.4
(1,989)	1:32:A:THR:HG21	1:28:A:LEU:HD21	2	0.4
(1,962)	1:30:B:VAL:HG13	1:30:B:VAL:HB	5	0.4
(1,962)	1:30:B:VAL:HG11	1:30:B:VAL:HB	7	0.4
(1,961)	1:30:A:VAL:HG12	1:30:A:VAL:HB	2	0.4
(1,961)	1:30:A:VAL:HG13	1:30:A:VAL:HB	5	0.4
(1,961)	1:30:A:VAL:HG11	1:30:A:VAL:HB	7	0.4
(1,961)	1:30:A:VAL:HG12	1:30:A:VAL:HB	8	0.4
(1,884)	1:30:B:VAL:HG22	1:29:B:ASN:HB2	8	0.4
(1,105)	1:7:A:TYR:HD1	1:9:A:GLY:HA3	4	0.4
(1,66)	1:14:B:VAL:HG22	1:14:B:VAL:HB	2	0.4
(1,66)	1:14:B:VAL:HG21	1:14:B:VAL:HB	3	0.4
(1,66)	1:14:B:VAL:HG22	1:14:B:VAL:HB	4	0.4
(1,66)	1:14:B:VAL:HG23	1:14:B:VAL:HB	5	0.4
(1,66)	1:14:B:VAL:HG23	1:14:B:VAL:HB	7	0.4
(1,66)	1:14:B:VAL:HG21	1:14:B:VAL:HB	8	0.4
(1,66)	1:14:B:VAL:HG22	1:14:B:VAL:HB	9	0.4
(1,66)	1:14:B:VAL:HG23	1:14:B:VAL:HB	10	0.4
(1,65)	1:14:A:VAL:HG22	1:14:A:VAL:HB	2	0.4
(1,65)	1:14:A:VAL:HG21	1:14:A:VAL:HB	3	0.4
(1,65)	1:14:A:VAL:HG22	1:14:A:VAL:HB	4	0.4
(1,65)	1:14:A:VAL:HG23	1:14:A:VAL:HB	5	0.4
(1,65)	1:14:A:VAL:HG23	1:14:A:VAL:HB	7	0.4
(1,65)	1:14:A:VAL:HG21	1:14:A:VAL:HB	8	0.4

Continued on next page...

Continued from previous page...

Key	Atom-1	Atom-2	Model ID	Violation (Å)
(1,65)	1:14:A:VAL:HG22	1:14:A:VAL:HB	9	0.4
(1,65)	1:14:A:VAL:HG23	1:14:A:VAL:HB	10	0.4
(5,2)	1:13:B:PRO:O	1:17:B:LEU:H	4	0.39
(5,2)	1:13:B:PRO:O	1:17:B:LEU:H	8	0.39
(4,2)	1:13:A:PRO:O	1:17:A:LEU:H	4	0.39
(3,333)	1:18:A:ILE:HG13	1:28:B:LEU:HA	5	0.39
(1,1160)	1:32:B:THR:HG22	1:14:A:VAL:HG12	9	0.39
(1,994)	1:32:B:THR:HG23	1:31:B:VAL:HG13	6	0.39
(1,988)	1:32:B:THR:HG23	1:18:A:ILE:HD11	3	0.39
(1,962)	1:30:B:VAL:HG12	1:30:B:VAL:HB	1	0.39
(1,962)	1:30:B:VAL:HG12	1:30:B:VAL:HB	2	0.39
(1,962)	1:30:B:VAL:HG11	1:30:B:VAL:HB	3	0.39
(1,962)	1:30:B:VAL:HG11	1:30:B:VAL:HB	4	0.39
(1,962)	1:30:B:VAL:HG11	1:30:B:VAL:HB	6	0.39
(1,962)	1:30:B:VAL:HG12	1:30:B:VAL:HB	8	0.39
(1,962)	1:30:B:VAL:HG13	1:30:B:VAL:HB	10	0.39
(1,961)	1:30:A:VAL:HG12	1:30:A:VAL:HB	1	0.39
(1,961)	1:30:A:VAL:HG11	1:30:A:VAL:HB	3	0.39
(1,961)	1:30:A:VAL:HG11	1:30:A:VAL:HB	4	0.39
(1,961)	1:30:A:VAL:HG11	1:30:A:VAL:HB	6	0.39
(1,961)	1:30:A:VAL:HG13	1:30:A:VAL:HB	10	0.39
(1,883)	1:30:A:VAL:HG22	1:29:A:ASN:HB2	8	0.39
(1,106)	1:7:B:TYR:HD1	1:9:B:GLY:HA3	4	0.39
(1,66)	1:14:B:VAL:HG22	1:14:B:VAL:HB	1	0.39
(1,65)	1:14:A:VAL:HG22	1:14:A:VAL:HB	1	0.39
(4,2)	1:13:A:PRO:O	1:17:A:LEU:H	8	0.38
(1,1136)	1:14:B:VAL:HG22	1:31:A:VAL:HG12	10	0.38
(1,1135)	1:14:A:VAL:HG23	1:31:B:VAL:HG12	8	0.38
(1,1096)	1:35:B:ARG:HG2	1:33:B:ARG:HA	3	0.38
(1,1095)	1:35:A:ARG:HG2	1:33:A:ARG:HA	3	0.38
(1,990)	1:32:B:THR:HG22	1:28:B:LEU:HD21	7	0.38
(1,984)	1:28:B:LEU:HD12	1:24:B:LEU:HD21	6	0.38
(1,983)	1:28:A:LEU:HD12	1:24:A:LEU:HD21	6	0.38
(1,884)	1:30:B:VAL:HG21	1:29:B:ASN:HB2	9	0.38
(1,883)	1:30:A:VAL:HG21	1:29:A:ASN:HB2	9	0.38
(1,66)	1:14:B:VAL:HG23	1:14:B:VAL:HB	6	0.38
(1,65)	1:14:A:VAL:HG23	1:14:A:VAL:HB	6	0.38
(1,58)	1:2:B:PRO:HD3	1:31:B:VAL:HG21	7	0.38
(1,57)	1:2:A:PRO:HD3	1:31:A:VAL:HG21	7	0.38
(5,2)	1:13:B:PRO:O	1:17:B:LEU:H	10	0.37
(4,2)	1:13:A:PRO:O	1:17:A:LEU:H	10	0.37
(3,326)	1:28:B:LEU:HD21	1:18:A:ILE:HA	5	0.37

Continued on next page...

Continued from previous page...

Key	Atom-1	Atom-2	Model ID	Violation (Å)
(1,1155)	1:32:A:THR:HG23	1:14:B:VAL:HG23	8	0.37
(1,1144)	1:31:B:VAL:HG11	1:14:A:VAL:HG13	1	0.37
(1,989)	1:32:A:THR:HG22	1:28:A:LEU:HD21	7	0.37
(1,987)	1:32:A:THR:HG23	1:18:B:ILE:HD13	2	0.37
(1,884)	1:30:B:VAL:HG23	1:29:B:ASN:HB2	5	0.37
(1,106)	1:7:B:TYR:HD2	1:9:B:GLY:HA3	9	0.37
(1,105)	1:7:A:TYR:HD2	1:9:A:GLY:HA3	9	0.37
(5,2)	1:13:B:PRO:O	1:17:B:LEU:H	2	0.36
(4,2)	1:13:A:PRO:O	1:17:A:LEU:H	2	0.36
(3,326)	1:28:B:LEU:HD23	1:18:A:ILE:HA	8	0.36
(3,325)	1:28:A:LEU:HD23	1:18:B:ILE:HA	8	0.36
(1,1155)	1:32:A:THR:HG21	1:14:B:VAL:HG21	2	0.36
(1,1144)	1:31:B:VAL:HG13	1:14:A:VAL:HG11	7	0.36
(1,1144)	1:31:B:VAL:HG12	1:14:A:VAL:HG13	8	0.36
(1,1143)	1:31:A:VAL:HG13	1:14:B:VAL:HG11	7	0.36
(1,1142)	1:28:B:LEU:HD11	1:21:A:TYR:HB3	9	0.36
(1,883)	1:30:A:VAL:HG23	1:29:A:ASN:HB2	5	0.36
(1,668)	1:13:B:PRO:HB2	1:13:B:PRO:HG3	1	0.36
(1,668)	1:13:B:PRO:HB2	1:13:B:PRO:HG3	2	0.36
(1,667)	1:13:A:PRO:HB2	1:13:A:PRO:HG3	1	0.36
(1,667)	1:13:A:PRO:HB2	1:13:A:PRO:HG3	2	0.36
(3,325)	1:28:A:LEU:HD23	1:18:B:ILE:HA	3	0.35
(1,1164)	1:14:B:VAL:HG23	1:28:A:LEU:HA	7	0.35
(1,1163)	1:14:A:VAL:HG23	1:28:B:LEU:HA	7	0.35
(1,1143)	1:31:A:VAL:HG13	1:14:B:VAL:HG12	5	0.35
(1,1142)	1:28:B:LEU:HD11	1:21:A:TYR:HB3	7	0.35
(1,1141)	1:28:A:LEU:HD11	1:21:B:TYR:HB3	7	0.35
(1,994)	1:32:B:THR:HG21	1:31:B:VAL:HG13	2	0.35
(1,993)	1:32:A:THR:HG21	1:31:A:VAL:HG13	2	0.35
(1,990)	1:32:B:THR:HG23	1:28:B:LEU:HD23	4	0.35
(1,989)	1:32:A:THR:HG23	1:28:A:LEU:HD23	4	0.35
(1,668)	1:13:B:PRO:HB2	1:13:B:PRO:HG3	4	0.35
(1,668)	1:13:B:PRO:HB2	1:13:B:PRO:HG3	5	0.35
(1,668)	1:13:B:PRO:HB2	1:13:B:PRO:HG3	7	0.35
(1,668)	1:13:B:PRO:HB2	1:13:B:PRO:HG3	8	0.35
(1,668)	1:13:B:PRO:HB2	1:13:B:PRO:HG3	9	0.35
(1,668)	1:13:B:PRO:HB2	1:13:B:PRO:HG3	10	0.35
(1,667)	1:13:A:PRO:HB2	1:13:A:PRO:HG3	4	0.35
(1,667)	1:13:A:PRO:HB2	1:13:A:PRO:HG3	5	0.35
(1,667)	1:13:A:PRO:HB2	1:13:A:PRO:HG3	7	0.35
(1,667)	1:13:A:PRO:HB2	1:13:A:PRO:HG3	8	0.35
(1,667)	1:13:A:PRO:HB2	1:13:A:PRO:HG3	9	0.35

Continued on next page...

Continued from previous page...

Key	Atom-1	Atom-2	Model ID	Violation (Å)
(1,667)	1:13:A:PRO:HB2	1:13:A:PRO:HG3	10	0.35
(3,320)	1:18:B:ILE:HA	1:18:B:ILE:HD12	3	0.34
(3,319)	1:18:A:ILE:HA	1:18:A:ILE:HD12	3	0.34
(1,1136)	1:14:B:VAL:HG21	1:31:A:VAL:HG12	1	0.34
(1,668)	1:13:B:PRO:HB2	1:13:B:PRO:HG3	3	0.34
(1,668)	1:13:B:PRO:HB2	1:13:B:PRO:HG3	6	0.34
(1,667)	1:13:A:PRO:HB2	1:13:A:PRO:HG3	3	0.34
(1,667)	1:13:A:PRO:HB2	1:13:A:PRO:HG3	6	0.34
(1,106)	1:7:B:TYR:HD2	1:9:B:GLY:HA3	6	0.34
(1,105)	1:7:A:TYR:HD2	1:9:A:GLY:HA3	6	0.34
(4,2)	1:13:A:PRO:O	1:17:A:LEU:H	5	0.33
(3,320)	1:18:B:ILE:HA	1:18:B:ILE:HD12	6	0.33
(3,319)	1:18:A:ILE:HA	1:18:A:ILE:HD12	6	0.33
(1,1155)	1:32:A:THR:HG21	1:14:B:VAL:HG23	3	0.33
(1,998)	1:24:B:LEU:HD23	1:28:B:LEU:HD22	9	0.33
(1,997)	1:24:A:LEU:HD23	1:28:A:LEU:HD22	9	0.33
(1,994)	1:32:B:THR:HG23	1:31:B:VAL:HG12	8	0.33
(1,960)	1:30:B:VAL:HG21	1:30:B:VAL:HB	3	0.33
(1,960)	1:30:B:VAL:HG23	1:30:B:VAL:HB	5	0.33
(1,959)	1:30:A:VAL:HG21	1:30:A:VAL:HB	3	0.33
(1,872)	1:2:B:PRO:HD3	1:31:B:VAL:HG12	5	0.33
(1,871)	1:2:A:PRO:HD3	1:31:A:VAL:HG12	5	0.33
(1,304)	1:31:B:VAL:HG11	1:31:B:VAL:H	1	0.33
(1,303)	1:31:A:VAL:HG11	1:31:A:VAL:H	1	0.33
(1,303)	1:31:A:VAL:HG13	1:31:A:VAL:H	6	0.33
(5,2)	1:13:B:PRO:O	1:17:B:LEU:H	5	0.32
(3,320)	1:18:B:ILE:HA	1:18:B:ILE:HD13	5	0.32
(3,320)	1:18:B:ILE:HA	1:18:B:ILE:HD13	7	0.32
(3,320)	1:18:B:ILE:HA	1:18:B:ILE:HD11	8	0.32
(3,320)	1:18:B:ILE:HA	1:18:B:ILE:HD12	10	0.32
(3,319)	1:18:A:ILE:HA	1:18:A:ILE:HD13	5	0.32
(3,319)	1:18:A:ILE:HA	1:18:A:ILE:HD11	8	0.32
(3,319)	1:18:A:ILE:HA	1:18:A:ILE:HD12	10	0.32
(1,1156)	1:32:B:THR:HG21	1:14:A:VAL:HG23	3	0.32
(1,1156)	1:32:B:THR:HG23	1:14:A:VAL:HG23	8	0.32
(1,994)	1:32:B:THR:HG21	1:31:B:VAL:HG13	5	0.32
(1,993)	1:32:A:THR:HG21	1:31:A:VAL:HG13	5	0.32
(1,993)	1:32:A:THR:HG23	1:31:A:VAL:HG12	8	0.32
(1,989)	1:32:A:THR:HG22	1:28:A:LEU:HD23	10	0.32
(1,960)	1:30:B:VAL:HG21	1:30:B:VAL:HB	1	0.32
(1,960)	1:30:B:VAL:HG23	1:30:B:VAL:HB	4	0.32
(1,959)	1:30:A:VAL:HG21	1:30:A:VAL:HB	1	0.32

Continued on next page...

Continued from previous page...

Key	Atom-1	Atom-2	Model ID	Violation (Å)
(1,959)	1:30:A:VAL:HG23	1:30:A:VAL:HB	4	0.32
(1,959)	1:30:A:VAL:HG23	1:30:A:VAL:HB	5	0.32
(1,304)	1:31:B:VAL:HG13	1:31:B:VAL:H	6	0.32
(3,334)	1:18:B:ILE:HG13	1:28:A:LEU:HA	5	0.31
(3,325)	1:28:A:LEU:HD21	1:18:B:ILE:HA	5	0.31
(3,320)	1:18:B:ILE:HA	1:18:B:ILE:HD11	2	0.31
(3,320)	1:18:B:ILE:HA	1:18:B:ILE:HD11	9	0.31
(3,319)	1:18:A:ILE:HA	1:18:A:ILE:HD11	2	0.31
(3,319)	1:18:A:ILE:HA	1:18:A:ILE:HD13	7	0.31
(3,319)	1:18:A:ILE:HA	1:18:A:ILE:HD11	9	0.31
(1,1144)	1:31:B:VAL:HG11	1:14:A:VAL:HG12	10	0.31
(1,1143)	1:31:A:VAL:HG11	1:14:B:VAL:HG13	1	0.31
(1,990)	1:32:B:THR:HG22	1:28:B:LEU:HD23	10	0.31
(1,988)	1:32:B:THR:HG23	1:18:A:ILE:HD12	5	0.31
(1,987)	1:32:A:THR:HG22	1:18:B:ILE:HD13	8	0.31
(1,960)	1:30:B:VAL:HG22	1:30:B:VAL:HB	2	0.31
(1,960)	1:30:B:VAL:HG23	1:30:B:VAL:HB	6	0.31
(1,960)	1:30:B:VAL:HG22	1:30:B:VAL:HB	7	0.31
(1,960)	1:30:B:VAL:HG22	1:30:B:VAL:HB	8	0.31
(1,960)	1:30:B:VAL:HG21	1:30:B:VAL:HB	9	0.31
(1,960)	1:30:B:VAL:HG22	1:30:B:VAL:HB	10	0.31
(1,959)	1:30:A:VAL:HG22	1:30:A:VAL:HB	2	0.31
(1,959)	1:30:A:VAL:HG23	1:30:A:VAL:HB	6	0.31
(1,959)	1:30:A:VAL:HG22	1:30:A:VAL:HB	7	0.31
(1,959)	1:30:A:VAL:HG22	1:30:A:VAL:HB	8	0.31
(1,959)	1:30:A:VAL:HG21	1:30:A:VAL:HB	9	0.31
(1,959)	1:30:A:VAL:HG22	1:30:A:VAL:HB	10	0.31
(1,304)	1:31:B:VAL:HG12	1:31:B:VAL:H	4	0.31
(1,304)	1:31:B:VAL:HG11	1:31:B:VAL:H	10	0.31
(1,303)	1:31:A:VAL:HG12	1:31:A:VAL:H	4	0.31
(1,106)	1:7:B:TYR:HD1	1:9:B:GLY:HA3	2	0.31
(1,105)	1:7:A:TYR:HD1	1:9:A:GLY:HA3	2	0.31
(3,320)	1:18:B:ILE:HA	1:18:B:ILE:HD13	4	0.3
(3,319)	1:18:A:ILE:HA	1:18:A:ILE:HD13	4	0.3
(1,1164)	1:14:B:VAL:HG23	1:28:A:LEU:HA	8	0.3
(1,1096)	1:35:B:ARG:HG2	1:33:B:ARG:HA	2	0.3
(1,1095)	1:35:A:ARG:HG2	1:33:A:ARG:HA	2	0.3
(1,422)	1:31:B:VAL:H	1:33:B:ARG:HD2	8	0.3
(1,421)	1:31:A:VAL:H	1:33:A:ARG:HD2	8	0.3
(1,304)	1:31:B:VAL:HG13	1:31:B:VAL:H	2	0.3
(1,304)	1:31:B:VAL:HG13	1:31:B:VAL:H	7	0.3
(1,303)	1:31:A:VAL:HG13	1:31:A:VAL:H	2	0.3

Continued on next page...

Continued from previous page...

Key	Atom-1	Atom-2	Model ID	Violation (Å)
(1,303)	1:31:A:VAL:HG13	1:31:A:VAL:H	3	0.3
(1,303)	1:31:A:VAL:HG13	1:31:A:VAL:H	7	0.3
(1,303)	1:31:A:VAL:HG11	1:31:A:VAL:H	10	0.3
(5,2)	1:13:B:PRO:O	1:17:B:LEU:H	1	0.29
(4,2)	1:13:A:PRO:O	1:17:A:LEU:H	1	0.29
(3,320)	1:18:B:ILE:HA	1:18:B:ILE:HD11	1	0.29
(3,319)	1:18:A:ILE:HA	1:18:A:ILE:HD11	1	0.29
(1,994)	1:32:B:THR:HG22	1:31:B:VAL:HG11	10	0.29
(1,993)	1:32:A:THR:HG22	1:31:A:VAL:HG11	10	0.29
(1,984)	1:28:B:LEU:HD11	1:24:B:LEU:HD22	4	0.29
(1,422)	1:31:B:VAL:H	1:33:B:ARG:HD3	3	0.29
(1,304)	1:31:B:VAL:HG13	1:31:B:VAL:H	3	0.29
(5,2)	1:13:B:PRO:O	1:17:B:LEU:H	9	0.28
(4,2)	1:13:A:PRO:O	1:17:A:LEU:H	3	0.28
(4,2)	1:13:A:PRO:O	1:17:A:LEU:H	9	0.28
(1,1160)	1:32:B:THR:HG21	1:14:A:VAL:HG13	6	0.28
(1,1145)	1:28:A:LEU:HD12	1:18:B:ILE:HG23	9	0.28
(1,998)	1:24:B:LEU:HD21	1:28:B:LEU:HD22	1	0.28
(1,997)	1:24:A:LEU:HD21	1:28:A:LEU:HD22	1	0.28
(1,988)	1:32:B:THR:HG22	1:18:A:ILE:HD13	8	0.28
(1,988)	1:32:B:THR:HG21	1:18:A:ILE:HD11	10	0.28
(1,987)	1:32:A:THR:HG23	1:18:B:ILE:HD11	3	0.28
(1,983)	1:28:A:LEU:HD11	1:24:A:LEU:HD22	4	0.28
(1,932)	1:14:B:VAL:HG13	1:15:B:GLU:HG2	10	0.28
(1,421)	1:31:A:VAL:H	1:33:A:ARG:HD3	3	0.28
(1,304)	1:31:B:VAL:HG12	1:31:B:VAL:H	8	0.28
(1,304)	1:31:B:VAL:HG13	1:31:B:VAL:H	9	0.28
(1,303)	1:31:A:VAL:HG13	1:31:A:VAL:H	9	0.28
(5,2)	1:13:B:PRO:O	1:17:B:LEU:H	3	0.27
(5,1)	1:13:B:PRO:O	1:17:B:LEU:N	7	0.27
(4,1)	1:13:A:PRO:O	1:17:A:LEU:N	7	0.27
(3,200)	1:32:B:THR:HB	1:32:B:THR:HG22	3	0.27
(3,200)	1:32:B:THR:HB	1:32:B:THR:HG21	4	0.27
(3,200)	1:32:B:THR:HB	1:32:B:THR:HG21	6	0.27
(3,199)	1:32:A:THR:HB	1:32:A:THR:HG22	3	0.27
(3,199)	1:32:A:THR:HB	1:32:A:THR:HG21	4	0.27
(3,199)	1:32:A:THR:HB	1:32:A:THR:HG21	6	0.27
(1,1163)	1:14:A:VAL:HG23	1:28:B:LEU:HA	8	0.27
(1,1144)	1:31:B:VAL:HG13	1:14:A:VAL:HG13	6	0.27
(1,1012)	1:18:B:ILE:HB	1:18:B:ILE:HD12	9	0.27
(1,1011)	1:18:A:ILE:HB	1:18:A:ILE:HD11	5	0.27
(1,1011)	1:18:A:ILE:HB	1:18:A:ILE:HD12	9	0.27

Continued on next page...

Continued from previous page...

Key	Atom-1	Atom-2	Model ID	Violation (Å)
(1,987)	1:32:A:THR:HG22	1:18:B:ILE:HD12	4	0.27
(1,931)	1:14:A:VAL:HG13	1:15:A:GLU:HG2	10	0.27
(1,304)	1:31:B:VAL:HG13	1:31:B:VAL:H	5	0.27
(1,303)	1:31:A:VAL:HG13	1:31:A:VAL:H	5	0.27
(1,303)	1:31:A:VAL:HG12	1:31:A:VAL:H	8	0.27
(3,200)	1:32:B:THR:HB	1:32:B:THR:HG22	2	0.26
(3,200)	1:32:B:THR:HB	1:32:B:THR:HG21	7	0.26
(3,200)	1:32:B:THR:HB	1:32:B:THR:HG23	10	0.26
(3,199)	1:32:A:THR:HB	1:32:A:THR:HG22	2	0.26
(3,199)	1:32:A:THR:HB	1:32:A:THR:HG21	7	0.26
(3,199)	1:32:A:THR:HB	1:32:A:THR:HG23	10	0.26
(1,1146)	1:28:B:LEU:HD11	1:18:A:ILE:HG21	1	0.26
(1,1143)	1:31:A:VAL:HG13	1:14:B:VAL:HG13	6	0.26
(1,1012)	1:18:B:ILE:HB	1:18:B:ILE:HD12	1	0.26
(1,1012)	1:18:B:ILE:HB	1:18:B:ILE:HD11	4	0.26
(1,1012)	1:18:B:ILE:HB	1:18:B:ILE:HD11	5	0.26
(1,1012)	1:18:B:ILE:HB	1:18:B:ILE:HD11	7	0.26
(1,1011)	1:18:A:ILE:HB	1:18:A:ILE:HD12	1	0.26
(1,1011)	1:18:A:ILE:HB	1:18:A:ILE:HD12	2	0.26
(1,1011)	1:18:A:ILE:HB	1:18:A:ILE:HD11	4	0.26
(3,325)	1:28:A:LEU:HD22	1:18:B:ILE:HA	6	0.25
(3,200)	1:32:B:THR:HB	1:32:B:THR:HG22	5	0.25
(3,200)	1:32:B:THR:HB	1:32:B:THR:HG21	8	0.25
(3,199)	1:32:A:THR:HB	1:32:A:THR:HG22	5	0.25
(3,199)	1:32:A:THR:HB	1:32:A:THR:HG21	8	0.25
(1,1156)	1:32:B:THR:HG22	1:14:A:VAL:HG22	10	0.25
(1,1142)	1:28:B:LEU:HD13	1:21:A:TYR:HB3	1	0.25
(1,1142)	1:28:B:LEU:HD13	1:21:A:TYR:HB3	2	0.25
(1,1141)	1:28:A:LEU:HD13	1:21:B:TYR:HB3	2	0.25
(1,1012)	1:18:B:ILE:HB	1:18:B:ILE:HD12	2	0.25
(1,1012)	1:18:B:ILE:HB	1:18:B:ILE:HD13	3	0.25
(1,1012)	1:18:B:ILE:HB	1:18:B:ILE:HD13	6	0.25
(1,1012)	1:18:B:ILE:HB	1:18:B:ILE:HD13	10	0.25
(1,1011)	1:18:A:ILE:HB	1:18:A:ILE:HD13	3	0.25
(1,1011)	1:18:A:ILE:HB	1:18:A:ILE:HD13	6	0.25
(1,1011)	1:18:A:ILE:HB	1:18:A:ILE:HD11	7	0.25
(1,1011)	1:18:A:ILE:HB	1:18:A:ILE:HD13	10	0.25
(1,998)	1:24:B:LEU:HD21	1:28:B:LEU:HD22	7	0.25
(1,997)	1:24:A:LEU:HD21	1:28:A:LEU:HD22	7	0.25
(1,993)	1:32:A:THR:HG23	1:31:A:VAL:HG12	4	0.25
(1,988)	1:32:B:THR:HG22	1:18:A:ILE:HD11	6	0.25
(1,958)	1:30:B:VAL:HG21	1:2:B:PRO:HG3	10	0.25

Continued on next page...

Continued from previous page...

Key	Atom-1	Atom-2	Model ID	Violation (Å)
(3,326)	1:28:B:LEU:HD22	1:18:A:ILE:HA	6	0.24
(3,200)	1:32:B:THR:HB	1:32:B:THR:HG21	1	0.24
(3,200)	1:32:B:THR:HB	1:32:B:THR:HG22	9	0.24
(3,199)	1:32:A:THR:HB	1:32:A:THR:HG22	9	0.24
(1,1163)	1:14:A:VAL:HG22	1:28:B:LEU:HA	6	0.24
(1,1159)	1:32:A:THR:HG21	1:14:B:VAL:HG13	6	0.24
(1,1145)	1:28:A:LEU:HD12	1:18:B:ILE:HG21	4	0.24
(1,1143)	1:31:A:VAL:HG11	1:14:B:VAL:HG12	10	0.24
(1,1012)	1:18:B:ILE:HB	1:18:B:ILE:HD12	8	0.24
(1,1011)	1:18:A:ILE:HB	1:18:A:ILE:HD12	8	0.24
(1,994)	1:32:B:THR:HG23	1:31:B:VAL:HG12	4	0.24
(1,993)	1:32:A:THR:HG23	1:31:A:VAL:HG13	7	0.24
(1,987)	1:32:A:THR:HG22	1:18:B:ILE:HD11	6	0.24
(1,957)	1:30:A:VAL:HG21	1:2:A:PRO:HG3	10	0.24
(1,422)	1:31:B:VAL:H	1:33:B:ARG:HD2	4	0.24
(1,421)	1:31:A:VAL:H	1:33:A:ARG:HD2	4	0.24
(3,199)	1:32:A:THR:HB	1:32:A:THR:HG21	1	0.23
(1,1155)	1:32:A:THR:HG23	1:14:B:VAL:HG23	7	0.23
(1,1142)	1:28:B:LEU:HD11	1:21:A:TYR:HB3	10	0.23
(1,1095)	1:35:A:ARG:HG2	1:33:A:ARG:HA	7	0.23
(1,988)	1:32:B:THR:HG22	1:18:A:ILE:HD12	4	0.23
(1,987)	1:32:A:THR:HG23	1:18:B:ILE:HD12	5	0.23
(1,987)	1:32:A:THR:HG22	1:18:B:ILE:HD12	7	0.23
(1,987)	1:32:A:THR:HG21	1:18:B:ILE:HD11	10	0.23
(1,421)	1:31:A:VAL:H	1:33:A:ARG:HD2	6	0.23
(1,1164)	1:14:B:VAL:HG22	1:28:A:LEU:HA	6	0.22
(1,1156)	1:32:B:THR:HG23	1:14:A:VAL:HG23	7	0.22
(1,1155)	1:32:A:THR:HG22	1:14:B:VAL:HG22	10	0.22
(1,1141)	1:28:A:LEU:HD11	1:21:B:TYR:HB3	4	0.22
(1,1096)	1:35:B:ARG:HG2	1:33:B:ARG:HA	7	0.22
(1,1022)	1:12:B:ALA:HB3	1:8:B:PRO:HG2	5	0.22
(1,1021)	1:12:A:ALA:HB3	1:8:A:PRO:HG2	5	0.22
(1,994)	1:32:B:THR:HG23	1:31:B:VAL:HG13	7	0.22
(1,988)	1:32:B:THR:HG22	1:18:A:ILE:HD13	1	0.22
(1,988)	1:32:B:THR:HG22	1:18:A:ILE:HD12	7	0.22
(1,988)	1:32:B:THR:HG23	1:18:A:ILE:HD13	9	0.22
(1,422)	1:31:B:VAL:H	1:33:B:ARG:HD2	6	0.22
(4,1)	1:13:A:PRO:O	1:17:A:LEU:N	6	0.21
(1,1146)	1:28:B:LEU:HD12	1:18:A:ILE:HG21	4	0.21
(1,1145)	1:28:A:LEU:HD11	1:18:B:ILE:HG21	1	0.21
(1,1142)	1:28:B:LEU:HD12	1:21:A:TYR:HB3	3	0.21
(1,1142)	1:28:B:LEU:HD12	1:21:A:TYR:HB3	5	0.21

Continued on next page...

Continued from previous page...

Key	Atom-1	Atom-2	Model ID	Violation (Å)
(1,1141)	1:28:A:LEU:HD13	1:21:B:TYR:HB3	1	0.21
(1,1141)	1:28:A:LEU:HD11	1:21:B:TYR:HB3	10	0.21
(1,932)	1:14:B:VAL:HG12	1:15:B:GLU:HG2	7	0.21
(5,1)	1:13:B:PRO:O	1:17:B:LEU:N	4	0.2
(5,1)	1:13:B:PRO:O	1:17:B:LEU:N	6	0.2
(5,1)	1:13:B:PRO:O	1:17:B:LEU:N	8	0.2
(4,1)	1:13:A:PRO:O	1:17:A:LEU:N	4	0.2
(4,1)	1:13:A:PRO:O	1:17:A:LEU:N	8	0.2
(3,284)	1:28:B:LEU:HG	1:24:B:LEU:HD23	6	0.2
(3,283)	1:28:A:LEU:HG	1:24:A:LEU:HD23	6	0.2
(1,1160)	1:32:B:THR:HG22	1:14:A:VAL:HG12	5	0.2
(1,1018)	1:17:B:LEU:HG	1:17:B:LEU:HD12	6	0.2
(1,1018)	1:17:B:LEU:HG	1:17:B:LEU:HD12	9	0.2
(1,1017)	1:17:A:LEU:HG	1:17:A:LEU:HD12	6	0.2
(1,1017)	1:17:A:LEU:HG	1:17:A:LEU:HD12	9	0.2
(1,998)	1:24:B:LEU:HD22	1:28:B:LEU:HD22	2	0.2
(1,997)	1:24:A:LEU:HD22	1:28:A:LEU:HD22	2	0.2
(1,932)	1:14:B:VAL:HG13	1:15:B:GLU:HG2	9	0.2
(1,931)	1:14:A:VAL:HG12	1:15:A:GLU:HG2	7	0.2
(1,931)	1:14:A:VAL:HG13	1:15:A:GLU:HG2	9	0.2
(1,107)	1:7:A:TYR:HE1	1:9:A:GLY:HA3	4	0.2
(1,1146)	1:28:B:LEU:HD12	1:18:A:ILE:HG21	7	0.19
(1,1145)	1:28:A:LEU:HD12	1:18:B:ILE:HG21	7	0.19
(1,1142)	1:28:B:LEU:HD11	1:21:A:TYR:HB3	4	0.19
(1,1018)	1:17:B:LEU:HG	1:17:B:LEU:HD13	1	0.19
(1,1018)	1:17:B:LEU:HG	1:17:B:LEU:HD11	3	0.19
(1,1018)	1:17:B:LEU:HG	1:17:B:LEU:HD11	4	0.19
(1,1018)	1:17:B:LEU:HG	1:17:B:LEU:HD13	5	0.19
(1,1018)	1:17:B:LEU:HG	1:17:B:LEU:HD12	7	0.19
(1,1018)	1:17:B:LEU:HG	1:17:B:LEU:HD11	8	0.19
(1,1018)	1:17:B:LEU:HG	1:17:B:LEU:HD13	10	0.19
(1,1017)	1:17:A:LEU:HG	1:17:A:LEU:HD11	3	0.19
(1,1017)	1:17:A:LEU:HG	1:17:A:LEU:HD11	4	0.19
(1,1017)	1:17:A:LEU:HG	1:17:A:LEU:HD13	5	0.19
(1,1017)	1:17:A:LEU:HG	1:17:A:LEU:HD12	7	0.19
(1,1017)	1:17:A:LEU:HG	1:17:A:LEU:HD11	8	0.19
(1,1017)	1:17:A:LEU:HG	1:17:A:LEU:HD13	10	0.19
(1,1013)	1:18:A:ILE:HB	1:18:A:ILE:HG23	5	0.19
(1,998)	1:24:B:LEU:HD22	1:28:B:LEU:HD21	5	0.19
(1,998)	1:24:B:LEU:HD23	1:28:B:LEU:HD23	8	0.19
(1,997)	1:24:A:LEU:HD22	1:28:A:LEU:HD21	5	0.19
(1,997)	1:24:A:LEU:HD23	1:28:A:LEU:HD23	8	0.19

Continued on next page...

Continued from previous page...

Key	Atom-1	Atom-2	Model ID	Violation (Å)
(1,976)	1:28:B:LEU:HD13	1:28:B:LEU:HG	1	0.19
(1,976)	1:28:B:LEU:HD13	1:28:B:LEU:HG	2	0.19
(1,976)	1:28:B:LEU:HD12	1:28:B:LEU:HG	5	0.19
(1,976)	1:28:B:LEU:HD12	1:28:B:LEU:HG	6	0.19
(1,976)	1:28:B:LEU:HD11	1:28:B:LEU:HG	7	0.19
(1,976)	1:28:B:LEU:HD13	1:28:B:LEU:HG	8	0.19
(1,976)	1:28:B:LEU:HD11	1:28:B:LEU:HG	9	0.19
(1,976)	1:28:B:LEU:HD11	1:28:B:LEU:HG	10	0.19
(1,975)	1:28:A:LEU:HD13	1:28:A:LEU:HG	1	0.19
(1,975)	1:28:A:LEU:HD13	1:28:A:LEU:HG	2	0.19
(1,975)	1:28:A:LEU:HD11	1:28:A:LEU:HG	4	0.19
(1,975)	1:28:A:LEU:HD12	1:28:A:LEU:HG	5	0.19
(1,975)	1:28:A:LEU:HD12	1:28:A:LEU:HG	6	0.19
(1,975)	1:28:A:LEU:HD11	1:28:A:LEU:HG	7	0.19
(1,975)	1:28:A:LEU:HD13	1:28:A:LEU:HG	8	0.19
(1,975)	1:28:A:LEU:HD11	1:28:A:LEU:HG	9	0.19
(1,975)	1:28:A:LEU:HD11	1:28:A:LEU:HG	10	0.19
(1,422)	1:31:B:VAL:H	1:33:B:ARG:HD3	1	0.19
(1,421)	1:31:A:VAL:H	1:33:A:ARG:HD3	1	0.19
(5,1)	1:13:B:PRO:O	1:17:B:LEU:N	10	0.18
(1,1146)	1:28:B:LEU:HD13	1:18:A:ILE:HG23	3	0.18
(1,1132)	1:28:B:LEU:HD12	1:18:A:ILE:HD11	10	0.18
(1,1018)	1:17:B:LEU:HG	1:17:B:LEU:HD11	2	0.18
(1,1017)	1:17:A:LEU:HG	1:17:A:LEU:HD13	1	0.18
(1,1017)	1:17:A:LEU:HG	1:17:A:LEU:HD11	2	0.18
(1,1014)	1:18:B:ILE:HB	1:18:B:ILE:HG23	1	0.18
(1,1014)	1:18:B:ILE:HB	1:18:B:ILE:HG23	2	0.18
(1,1014)	1:18:B:ILE:HB	1:18:B:ILE:HG22	3	0.18
(1,1014)	1:18:B:ILE:HB	1:18:B:ILE:HG23	5	0.18
(1,1014)	1:18:B:ILE:HB	1:18:B:ILE:HG23	6	0.18
(1,1014)	1:18:B:ILE:HB	1:18:B:ILE:HG23	7	0.18
(1,1014)	1:18:B:ILE:HB	1:18:B:ILE:HG21	8	0.18
(1,1014)	1:18:B:ILE:HB	1:18:B:ILE:HG22	9	0.18
(1,1014)	1:18:B:ILE:HB	1:18:B:ILE:HG21	10	0.18
(1,1013)	1:18:A:ILE:HB	1:18:A:ILE:HG23	1	0.18
(1,1013)	1:18:A:ILE:HB	1:18:A:ILE:HG23	2	0.18
(1,1013)	1:18:A:ILE:HB	1:18:A:ILE:HG22	3	0.18
(1,1013)	1:18:A:ILE:HB	1:18:A:ILE:HG23	6	0.18
(1,1013)	1:18:A:ILE:HB	1:18:A:ILE:HG23	7	0.18
(1,1013)	1:18:A:ILE:HB	1:18:A:ILE:HG21	8	0.18
(1,1013)	1:18:A:ILE:HB	1:18:A:ILE:HG22	9	0.18
(1,1013)	1:18:A:ILE:HB	1:18:A:ILE:HG21	10	0.18

Continued on next page...

Continued from previous page...

Key	Atom-1	Atom-2	Model ID	Violation (Å)
(1,987)	1:32:A:THR:HG22	1:18:B:ILE:HD13	1	0.18
(1,976)	1:28:B:LEU:HD12	1:28:B:LEU:HG	3	0.18
(1,976)	1:28:B:LEU:HD11	1:28:B:LEU:HG	4	0.18
(1,975)	1:28:A:LEU:HD12	1:28:A:LEU:HG	3	0.18
(1,108)	1:7:B:TYR:HE1	1:9:B:GLY:HA3	4	0.18
(1,108)	1:7:B:TYR:HE2	1:9:B:GLY:HA3	10	0.18
(1,107)	1:7:A:TYR:HE2	1:9:A:GLY:HA3	10	0.18
(5,1)	1:13:B:PRO:O	1:17:B:LEU:N	2	0.17
(4,1)	1:13:A:PRO:O	1:17:A:LEU:N	2	0.17
(4,1)	1:13:A:PRO:O	1:17:A:LEU:N	10	0.17
(3,284)	1:28:B:LEU:HG	1:24:B:LEU:HD21	4	0.17
(3,283)	1:28:A:LEU:HG	1:24:A:LEU:HD21	4	0.17
(1,1159)	1:32:A:THR:HG22	1:14:B:VAL:HG12	5	0.17
(1,1156)	1:32:B:THR:HG21	1:14:A:VAL:HG22	5	0.17
(1,1156)	1:32:B:THR:HG23	1:14:A:VAL:HG22	6	0.17
(1,1155)	1:32:A:THR:HG23	1:14:B:VAL:HG22	4	0.17
(1,1146)	1:28:B:LEU:HD12	1:18:A:ILE:HG23	9	0.17
(1,1141)	1:28:A:LEU:HD12	1:21:B:TYR:HB3	5	0.17
(1,1022)	1:12:B:ALA:HB2	1:8:B:PRO:HG2	2	0.17
(1,1022)	1:12:B:ALA:HB1	1:8:B:PRO:HG2	9	0.17
(1,1021)	1:12:A:ALA:HB2	1:8:A:PRO:HG2	2	0.17
(1,1021)	1:12:A:ALA:HB1	1:8:A:PRO:HG2	9	0.17
(1,1014)	1:18:B:ILE:HB	1:18:B:ILE:HG23	4	0.17
(1,1013)	1:18:A:ILE:HB	1:18:A:ILE:HG23	4	0.17
(4,28)	1:26:A:GLN:O	1:30:A:VAL:H	2	0.16
(1,1155)	1:32:A:THR:HG21	1:14:B:VAL:HG22	5	0.16
(1,1146)	1:28:B:LEU:HD11	1:18:A:ILE:HG21	2	0.16
(1,1131)	1:28:A:LEU:HD12	1:18:B:ILE:HD11	10	0.16
(1,404)	1:32:B:THR:H	1:31:B:VAL:H	5	0.16
(5,28)	1:26:B:GLN:O	1:30:B:VAL:H	2	0.15
(3,280)	1:17:B:LEU:HG	1:17:B:LEU:HD22	3	0.15
(3,280)	1:17:B:LEU:HG	1:17:B:LEU:HD23	6	0.15
(3,280)	1:17:B:LEU:HG	1:17:B:LEU:HD21	7	0.15
(3,280)	1:17:B:LEU:HG	1:17:B:LEU:HD22	9	0.15
(3,280)	1:17:B:LEU:HG	1:17:B:LEU:HD21	10	0.15
(3,279)	1:17:A:LEU:HG	1:17:A:LEU:HD23	1	0.15
(3,279)	1:17:A:LEU:HG	1:17:A:LEU:HD22	3	0.15
(3,279)	1:17:A:LEU:HG	1:17:A:LEU:HD23	6	0.15
(3,279)	1:17:A:LEU:HG	1:17:A:LEU:HD21	7	0.15
(3,279)	1:17:A:LEU:HG	1:17:A:LEU:HD22	9	0.15
(3,279)	1:17:A:LEU:HG	1:17:A:LEU:HD21	10	0.15
(1,1145)	1:28:A:LEU:HD11	1:18:B:ILE:HG21	2	0.15

Continued on next page...

Continued from previous page...

Key	Atom-1	Atom-2	Model ID	Violation (Å)
(1,1141)	1:28:A:LEU:HD12	1:21:B:TYR:HB3	3	0.15
(1,1132)	1:28:B:LEU:HD13	1:18:A:ILE:HD11	3	0.15
(1,403)	1:32:A:THR:H	1:31:A:VAL:H	5	0.15
(5,14)	1:19:B:ARG:O	1:23:B:ASN:H	7	0.14
(4,14)	1:19:A:ARG:O	1:23:A:ASN:H	7	0.14
(3,280)	1:17:B:LEU:HG	1:17:B:LEU:HD23	1	0.14
(3,280)	1:17:B:LEU:HG	1:17:B:LEU:HD21	2	0.14
(3,280)	1:17:B:LEU:HG	1:17:B:LEU:HD21	4	0.14
(3,280)	1:17:B:LEU:HG	1:17:B:LEU:HD22	5	0.14
(3,280)	1:17:B:LEU:HG	1:17:B:LEU:HD21	8	0.14
(3,279)	1:17:A:LEU:HG	1:17:A:LEU:HD21	2	0.14
(3,279)	1:17:A:LEU:HG	1:17:A:LEU:HD21	4	0.14
(3,279)	1:17:A:LEU:HG	1:17:A:LEU:HD22	5	0.14
(3,279)	1:17:A:LEU:HG	1:17:A:LEU:HD21	8	0.14
(1,1022)	1:12:B:ALA:HB2	1:8:B:PRO:HG2	1	0.14
(1,1021)	1:12:A:ALA:HB2	1:8:A:PRO:HG2	1	0.14
(1,1016)	1:18:B:ILE:HB	1:14:B:VAL:HG13	10	0.14
(1,1015)	1:18:A:ILE:HB	1:14:A:VAL:HG13	10	0.14
(5,28)	1:26:B:GLN:O	1:30:B:VAL:H	7	0.13
(5,28)	1:26:B:GLN:O	1:30:B:VAL:H	10	0.13
(5,1)	1:13:B:PRO:O	1:17:B:LEU:N	5	0.13
(4,1)	1:13:A:PRO:O	1:17:A:LEU:N	5	0.13
(1,1155)	1:32:A:THR:HG23	1:14:B:VAL:HG22	6	0.13
(1,1146)	1:28:B:LEU:HD12	1:18:A:ILE:HG22	10	0.13
(1,1142)	1:28:B:LEU:HD12	1:21:A:TYR:HB3	6	0.13
(1,1142)	1:28:B:LEU:HD13	1:21:A:TYR:HB3	8	0.13
(1,1141)	1:28:A:LEU:HD12	1:21:B:TYR:HB3	6	0.13
(1,1141)	1:28:A:LEU:HD13	1:21:B:TYR:HB3	8	0.13
(1,1132)	1:28:B:LEU:HD11	1:18:A:ILE:HD13	2	0.13
(1,1131)	1:28:A:LEU:HD13	1:18:B:ILE:HD11	3	0.13
(1,1131)	1:28:A:LEU:HD12	1:18:B:ILE:HD12	7	0.13
(1,887)	1:12:A:ALA:HB3	1:16:A:ASP:HB2	9	0.13
(5,28)	1:26:B:GLN:O	1:30:B:VAL:H	4	0.12
(5,28)	1:26:B:GLN:O	1:30:B:VAL:H	6	0.12
(5,1)	1:13:B:PRO:O	1:17:B:LEU:N	1	0.12
(4,28)	1:26:A:GLN:O	1:30:A:VAL:H	4	0.12
(4,28)	1:26:A:GLN:O	1:30:A:VAL:H	6	0.12
(4,28)	1:26:A:GLN:O	1:30:A:VAL:H	10	0.12
(4,1)	1:13:A:PRO:O	1:17:A:LEU:N	1	0.12
(1,1156)	1:32:B:THR:HG23	1:14:A:VAL:HG22	4	0.12
(1,1132)	1:28:B:LEU:HD12	1:18:A:ILE:HD12	7	0.12
(1,1131)	1:28:A:LEU:HD11	1:18:B:ILE:HD13	2	0.12

Continued on next page...

Continued from previous page...

Key	Atom-1	Atom-2	Model ID	Violation (Å)
(1,1131)	1:28:A:LEU:HD12	1:18:B:ILE:HD12	4	0.12
(1,984)	1:28:B:LEU:HD11	1:24:B:LEU:HD21	10	0.12
(1,983)	1:28:A:LEU:HD11	1:24:A:LEU:HD21	10	0.12
(1,931)	1:14:A:VAL:HG12	1:15:A:GLU:HG2	2	0.12
(1,888)	1:12:B:ALA:HB3	1:16:B:ASP:HB2	9	0.12
(5,28)	1:26:B:GLN:O	1:30:B:VAL:H	9	0.11
(5,20)	1:22:B:ASP:O	1:26:B:GLN:H	7	0.11
(4,28)	1:26:A:GLN:O	1:30:A:VAL:H	7	0.11
(4,28)	1:26:A:GLN:O	1:30:A:VAL:H	9	0.11
(4,20)	1:22:A:ASP:O	1:26:A:GLN:H	7	0.11
(1,1132)	1:28:B:LEU:HD12	1:18:A:ILE:HD12	4	0.11
(1,932)	1:14:B:VAL:HG12	1:15:B:GLU:HG2	2	0.11
(1,592)	1:32:B:THR:HG22	1:36:B:TYR:HE2	9	0.11
(1,591)	1:32:A:THR:HG22	1:36:A:TYR:HE2	9	0.11
(4,28)	1:26:A:GLN:O	1:30:A:VAL:H	8	0.1
(3,204)	1:35:B:ARG:HB2	1:35:B:ARG:HG3	8	0.1
(3,203)	1:35:A:ARG:HB2	1:35:A:ARG:HG3	8	0.1
(1,1145)	1:28:A:LEU:HD12	1:18:B:ILE:HG22	10	0.1
(1,1132)	1:28:B:LEU:HD13	1:18:A:ILE:HD11	6	0.1
(1,1132)	1:28:B:LEU:HD11	1:18:A:ILE:HD13	8	0.1
(1,1131)	1:28:A:LEU:HD11	1:18:B:ILE:HD13	8	0.1
(1,958)	1:30:B:VAL:HG22	1:2:B:PRO:HG3	4	0.1
(1,957)	1:30:A:VAL:HG22	1:2:A:PRO:HG3	4	0.1
(1,106)	1:7:B:TYR:HD1	1:9:B:GLY:HA3	3	0.1
(1,105)	1:7:A:TYR:HD1	1:9:A:GLY:HA3	3	0.1

10 Dihedral-angle violation analysis

No dihedral-angle restraints found